GSM

Communication System: UID 0, Generic GSM (0); Frequency: 848.6 MHz;Duty Cycle: 1:8.30042

T-Coil scan (scan for ANSI C63.19 2011 compliance)/GSM850 Voice ch251 FR V1/z (axial) wideband at best S/N/ABM Freq Resp(x,y,z,f) (1x1x1): Measurement grid: dx=10mm, dy=10mm

Signal Type: Audio File (.wav) 48k_voice_300-3000_2s.wav
Output Gain: 47.64
Measure Window Start: 300ms
Measure Window Length: 2000ms
BWC applied: 10.80 dB
Device Reference Point: 0, 0, -6.3 mm

Category	Telephone parameters WD signal quality [(signal+noise)-to-noise ratio in decibels]
Category T1	0 dB to 10 dB
Category T2	10 dB to 20 dB
Category T3	20 dB to 30 dB
Category T4	> 30 dB

Cursor:
Diff = 2.00 dB
BWC Factor = 10.80 dB
Location: 15, -0.1, 3.7 mm

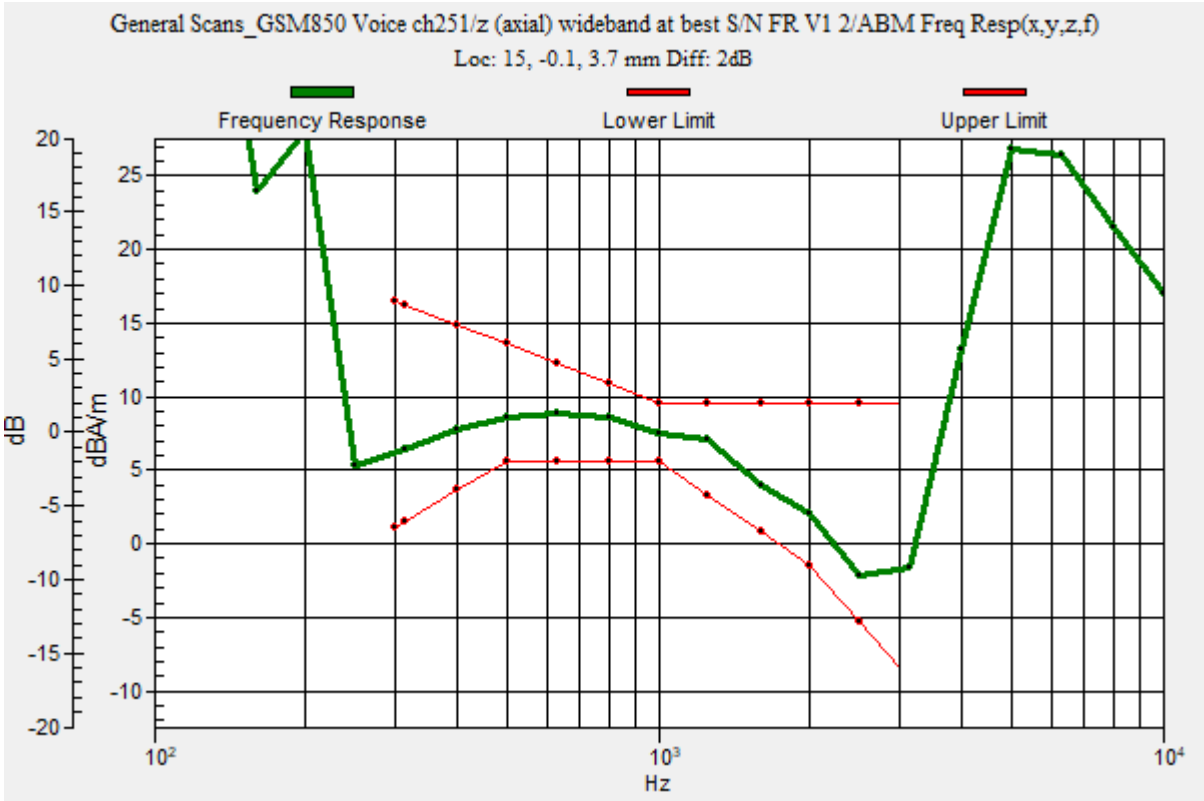

GSM

Communication System: UID 0, Generic GSM (0); Frequency: 848.6 MHz; Duty Cycle: 1:8.30042
Phantom section: TCoil Section
DASY5 Configuration:
- Probe: AM1DV3 - 3140; ; Calibrated: 2019-09-16
- Sensor-Surface: 0mm (Fix Surface)
- Electronics: DAE4 Sn1447; Calibrated: 2019-03-21
- Phantom: HAC Test Arch with AMCC; Type: SD HAC P01 BB
- Measurement SW: DASY52, Version 52.10 (2);SEMCAD X Version 14.6.12 (7470)

T-Coil scan (scan for ANSI C63.19 2011 compliance)/GSM850 Voice ch251 FR V1/z (axial) 4.2mm 50 x 50/ABM Interpolated SNR(x,y,z) (121x121x1): Interpolated grid: dx=1.000 mm, dy=1.000 mm

Signal Type: Audio File (.wav) 48k_voice_1kHz_1s.wav
Output Gain: 24.29
Measure Window Start: 300ms
Measure Window Length: 1000ms
BWC applied: 0.16 dB
Device Reference Point: 0, 0, -6.3 mm

Cursor:
ABM1/ABM2 = 27.13 dB
ABM1 comp = 9.37 dBA/m
ABM2 = -17.76 dBA/m
BWC Factor = 0.16 dB
Location: 18.8, -1.3, 3.7 mm



0 dB = 1.000 = 0.00 dB

GSM

Communication System: UID 0, Generic GSM (0); Frequency: 848.6 MHz; Duty Cycle: 1:8.30042
Phantom section: TCoil Section
DASY5 Configuration:
- Probe: AM1DV3 - 3140; ; Calibrated: 2019-09-16
- Sensor-Surface: 0mm (Fix Surface)
- Electronics: DAE4 Sn1447; Calibrated: 2019-03-21
- Phantom: HAC Test Arch with AMCC; Type: SD HAC P01 BB
- Measurement SW: DASY52, Version 52.10 (2);SEMCAD X Version 14.6.12 (7470)

T-Coil scan (scan for ANSI C63.19 2011 compliance)/GSM850 Voice ch251 FR V1/y (transversal) 4.2mm 50 x 50/ABM Interpolated SNR(x,y,z) (121x121x1): Interpolated grid: dx=1.000 mm, dy=1.000 mm

Signal Type: Audio File (.wav) 48k_voice_1kHz_1s.wav
Output Gain: 24.29
Measure Window Start: 300ms
Measure Window Length: 1000ms
BWC applied: 0.16 dB
Device Reference Point: 0, 0, -6.3 mm

Cursor:
ABM1/ABM2 = 23.24 dB
ABM1 comp = 1.12 dBA/m
ABM2 = -22.12 dBA/m
BWC Factor = 0.16 dB
Location: 17.9, -8.8, 3.7 mm

0 dB = 1.000 = 0.00 dB

GSM

Communication System: UID 0, Generic GSM (0); Frequency: 1909.8 MHz;Duty Cycle: 1:8.30042

T-Coil scan (scan for ANSI C63.19 2011 compliance)/GSM1900 Voice ch810 FR V1/z (axial) wideband at best S/N/ABM Freq Resp(x,y,z,f) (1x1x1): Measurement grid: dx=10mm, dy=10mm

Signal Type: Audio File (.wav) 48k_voice_300-3000_2s.wav
Output Gain: 47.64
Measure Window Start: 300ms
Measure Window Length: 2000ms
BWC applied: 10.80 dB
Device Reference Point: 0, 0, -6.3 mm

Category	Telephone parameters WD signal quality [(signal+noise)-to-noise ratio in decibels]
Category T1	0 dB to 10 dB
Category T2	10 dB to 20 dB
Category T3	20 dB to 30 dB
Category T4	> 30 dB

Cursor:
Diff = 2.00 dB
BWC Factor = 10.80 dB
Location: 14.8, 0, 3.7 mm

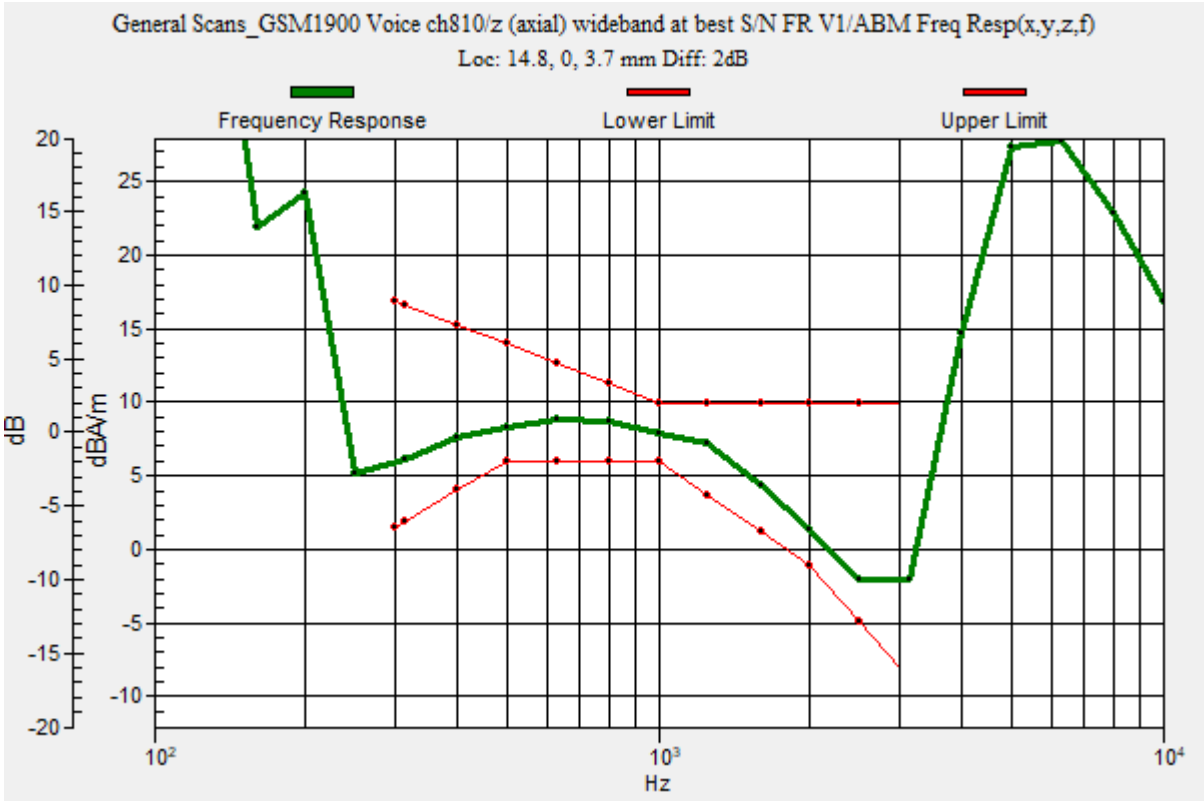

GSM

Communication System: UID 0, Generic GSM (0); Frequency: 1909.8 MHz; Duty Cycle: 1:8.30042
Phantom section: TCoil Section
DASY5 Configuration:
- Probe: AM1DV3 - 3140; ; Calibrated: 2019-09-16
- Sensor-Surface: 0mm (Fix Surface)
- Electronics: DAE4 Sn1447; Calibrated: 2019-03-21
- Phantom: HAC Test Arch with AMCC; Type: SD HAC P01 BB
- Measurement SW: DASY52, Version 52.10 (2);SEMCAD X Version 14.6.12 (7470)

T-Coil scan (scan for ANSI C63.19 2011 compliance)/GSM1900 Voice ch810 FR V1/z (axial) 4.2mm 50 x 50/ABM Interpolated SNR(x,y,z) (121x121x1): Interpolated grid: dx=1.000 mm, dy=1.000 mm

Signal Type: Audio File (.wav) 48k_voice_1kHz_1s.wav
Output Gain: 24.29
Measure Window Start: 300ms
Measure Window Length: 1000ms
BWC applied: 0.16 dB
Device Reference Point: 0, 0, -6.3 mm

Cursor:
ABM1/ABM2 = 31.59 dB
ABM1 comp = 9.41 dBA/m
ABM2 = -22.18 dBA/m
BWC Factor = 0.16 dB
Location: 19.2, -0.8, 3.7 mm



0 dB = 1.000 = 0.00 dB

GSM

Communication System: UID 0, Generic GSM (0); Frequency: 1909.8 MHz; Duty Cycle: 1:8.30042
Phantom section: TCoil Section
DASY5 Configuration:
- Probe: AM1DV3 - 3140; ; Calibrated: 2019-09-16
- Sensor-Surface: 0mm (Fix Surface)
- Electronics: DAE4 Sn1447; Calibrated: 2019-03-21
- Phantom: HAC Test Arch with AMCC; Type: SD HAC P01 BB
- Measurement SW: DASY52, Version 52.10 (2);SEMCAD X Version 14.6.12 (7470)

T-Coil scan (scan for ANSI C63.19 2011 compliance)/GSM1900 Voice ch810 FR V1/y (transversal) 4.2mm 50 x 50/ABM Interpolated SNR(x,y,z) (121x121x1): Interpolated grid: dx=1.000 mm, dy=1.000 mm

Signal Type: Audio File (.wav) 48k_voice_1kHz_1s.wav
Output Gain: 24.29
Measure Window Start: 300ms
Measure Window Length: 1000ms
BWC applied: 0.16 dB
Device Reference Point: 0, 0, -6.3 mm

Cursor:
ABM1/ABM2 = 27.28 dB
ABM1 comp = 1.21 dBA/m
ABM2 = -26.07 dBA/m
BWC Factor = 0.16 dB
Location: 19.6, -8.8, 3.7 mm



0 dB = 1.000 = 0.00 dB

WCDMA

Communication System: UID 0, UMTS-FDD (WCDMA) (0); Frequency: 1907.6 MHz;Duty Cycle: 1:1

T-Coil scan (scan for ANSI C63.19 2011 compliance)/WCDMA Band II ch9538 WB AMR6.6/z (axial) wideband at best S/N/ABM Freq Resp(x,y,z,f) (1x1x1): Measurement grid: dx=10mm, dy=10mm

Signal Type: Audio File (.wav) 48k_voice_300-3000_2s.wav
Output Gain: 47.64
Measure Window Start: 300ms
Measure Window Length: 2000ms
BWC applied: 10.80 dB
Device Reference Point: 0, 0, -6.3 mm

Category	Telephone parameters WD signal quality [(signal+noise)-to-noise ratio in decibels]
Category T1	0 dB to 10 dB
Category T2	10 dB to 20 dB
Category T3	20 dB to 30 dB
Category T4	> 30 dB

Cursor:
Diff = 2.00 dB
BWC Factor = 10.80 dB
Location: 16.8, 0.2, 3.7 mm

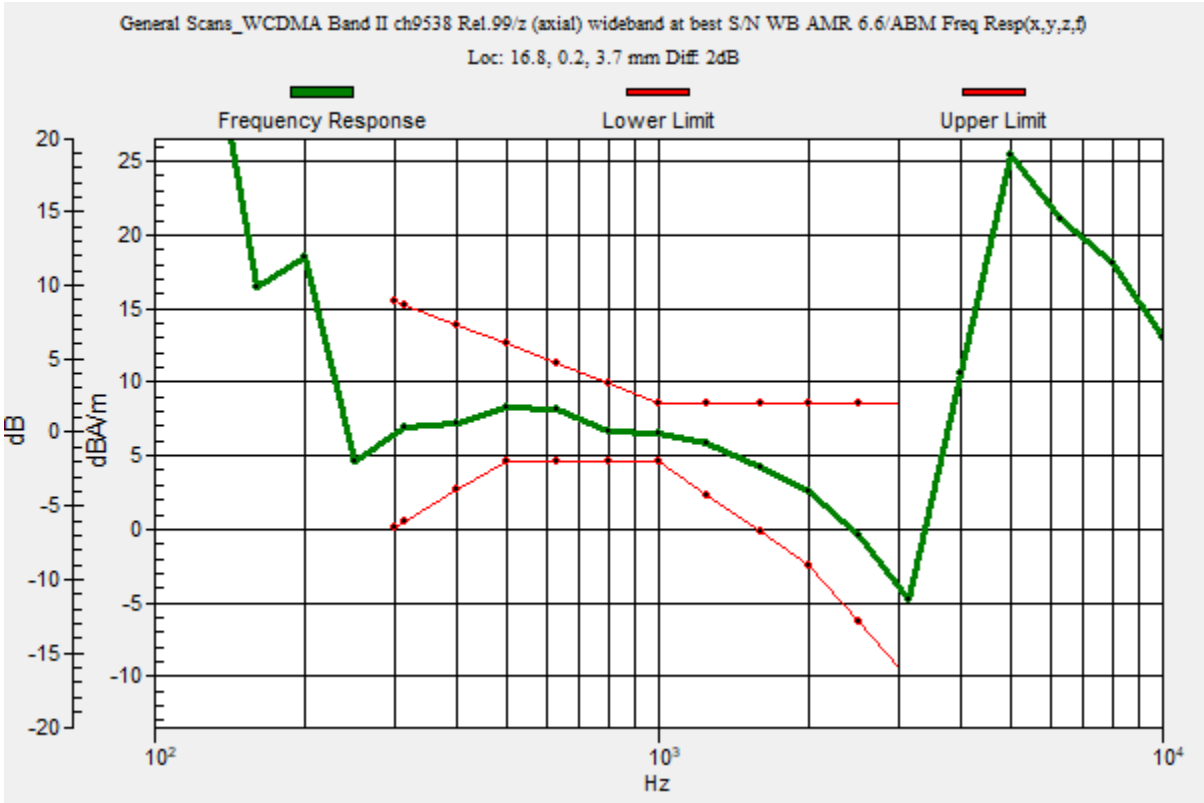

WCDMA

Communication System: UID 0, UMTS-FDD (WCDMA) (0); Frequency: 1907.6 MHz; Duty Cycle: 1:1
Phantom section: TCoil Section
DASY5 Configuration:
- Probe: AM1DV3 - 3140; ; Calibrated: 2019-09-16
- Sensor-Surface: 0mm (Fix Surface)
- Electronics: DAE4 Sn1447; Calibrated: 2019-03-21
- Phantom: HAC Test Arch with AMCC; Type: SD HAC P01 BB
- Measurement SW: DASY52, Version 52.10 (2);SEMCAD X Version 14.6.12 (7470)

T-Coil scan (scan for ANSI C63.19 2011 compliance)/WCDMA Band II ch9538 WB AMR6.6/z (axial) 4.2mm 50 x 50/ABM Interpolated SNR(x,y,z) (121x121x1): Interpolated grid: dx=1.000 mm, dy=1.000 mm

Signal Type: Audio File (.wav) 48k_voice_1kHz_1s.wav
Output Gain: 24.29
Measure Window Start: 300ms
Measure Window Length: 1000ms
BWC applied: 0.16 dB
Device Reference Point: 0, 0, -6.3 mm

Cursor:
ABM1/ABM2 = 49.84 dB
ABM1 comp = 5.75 dBA/m
ABM2 = -44.09 dBA/m
BWC Factor = 0.16 dB
Location: 19.6, 0, 3.7 mm



0 dB = 1.000 = 0.00 dB

WCDMA

Communication System: UID 0, UMTS-FDD (WCDMA) (0); Frequency: 1907.6 MHz; Duty Cycle: 1:1
Phantom section: TCoil Section
DASY5 Configuration:
- Probe: AM1DV3 - 3140; ; Calibrated: 2019-09-16
- Sensor-Surface: 0mm (Fix Surface)
- Electronics: DAE4 Sn1447; Calibrated: 2019-03-21
- Phantom: HAC Test Arch with AMCC; Type: SD HAC P01 BB
- Measurement SW: DASY52, Version 52.10 (2);SEMCAD X Version 14.6.12 (7470)

T-Coil scan (scan for ANSI C63.19 2011 compliance)/WCDMA Band II ch9538 WB AMR6.6/y (transversal) 4.2mm 50 x 50/ABM Interpolated SNR(x,y,z) (121x121x1):

Interpolated grid: dx=1.000 mm, dy=1.000 mm
Signal Type: Audio File (.wav) 48k_voice_1kHz_1s.wav
Output Gain: 24.29
Measure Window Start: 300ms
Measure Window Length: 1000ms
BWC applied: 0.16 dB
Device Reference Point: 0, 0, -6.3 mm

Cursor:
ABM1/ABM2 = 39.46 dB
ABM1 comp = -3.11 dBA/m
ABM2 = -42.57 dBA/m
BWC Factor = 0.16 dB
Location: 20, -8.3, 3.7 mm



0 dB = 1.000 = 0.00 dB

WCDMA

Communication System: UID 0, UMTS-FDD (WCDMA) (0); Frequency: 1752.6 MHz;Duty Cycle: 1:1

T-Coil scan (scan for ANSI C63.19 2011 compliance)/WCDMA Band IV ch1513 WB AMR6.6/z (axial) wideband at best S/N/ABM Freq Resp(x,y,z,f) (1x1x1): Measurement grid: dx=10mm, dy=10mm

Signal Type: Audio File (.wav) 48k_voice_300-3000_2s.wav
Output Gain: 47.64
Measure Window Start: 300ms
Measure Window Length: 2000ms
BWC applied: 10.80 dB
Device Reference Point: 0, 0, -6.3 mm

Category	Telephone parameters WD signal quality [(signal+noise)-to-noise ratio in decibels]
Category T1	0 dB to 10 dB
Category T2	10 dB to 20 dB
Category T3	20 dB to 30 dB
Category T4	> 30 dB

Cursor:
Diff = 2.00 dB
BWC Factor = 10.80 dB
Location: 16.7, 0.2, 3.7 mm

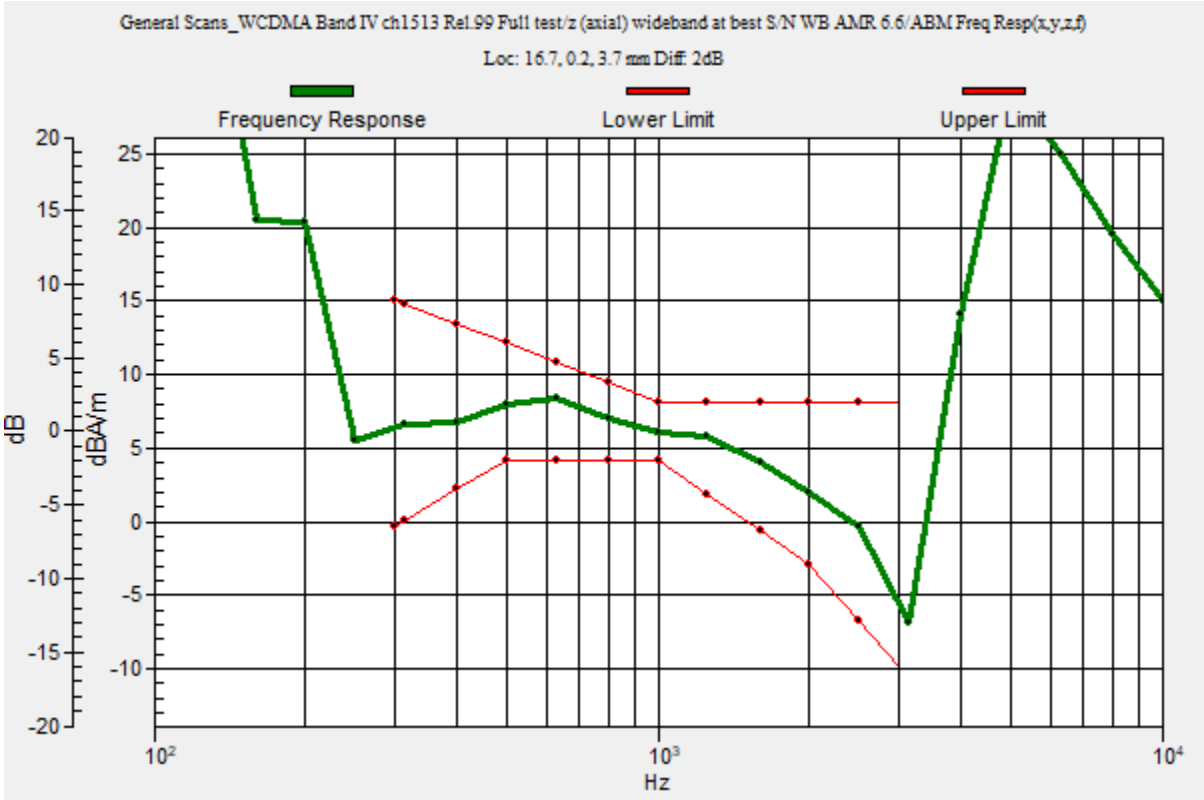

WCDMA

Communication System: UID 0, UMTS-FDD (WCDMA) (0); Frequency: 1752.6 MHz; Duty Cycle: 1:1
Phantom section: TCoil Section
DASY5 Configuration:
- Probe: AM1DV3 - 3140; ; Calibrated: 2019-09-16
- Sensor-Surface: 0mm (Fix Surface)
- Electronics: DAE4 Sn1447; Calibrated: 2019-03-21
- Phantom: HAC Test Arch with AMCC; Type: SD HAC P01 BB
- Measurement SW: DASY52, Version 52.10 (2);SEMCAD X Version 14.6.12 (7470)

T-Coil scan (scan for ANSI C63.19 2011 compliance)/WCDMA Band IV ch1513 WB AMR6.6/z (axial) 4.2mm 50 x 50/ABM Interpolated SNR(x,y,z) (121x121x1): Interpolated grid: dx=1.000 mm, dy=1.000 mm

Signal Type: Audio File (.wav) 48k_voice_1kHz_1s.wav
Output Gain: 24.29
Measure Window Start: 300ms
Measure Window Length: 1000ms
BWC applied: 0.16 dB
Device Reference Point: 0, 0, -6.3 mm

Cursor:
ABM1/ABM2 = 51.35 dB
ABM1 comp = 5.38 dBA/m
ABM2 = -45.97 dBA/m
BWC Factor = 0.16 dB
Location: 17.9, 0, 3.7 mm



0 dB = 1.000 = 0.00 dB

WCDMA

Communication System: UID 0, UMTS-FDD (WCDMA) (0); Frequency: 1752.6 MHz; Duty Cycle: 1:1
Phantom section: TCoil Section
DASY5 Configuration:
- Probe: AM1DV3 - 3140; ; Calibrated: 2019-09-16
- Sensor-Surface: 0mm (Fix Surface)
- Electronics: DAE4 Sn1447; Calibrated: 2019-03-21
- Phantom: HAC Test Arch with AMCC; Type: SD HAC P01 BB
- Measurement SW: DASY52, Version 52.10 (2);SEMCAD X Version 14.6.12 (7470)

T-Coil scan (scan for ANSI C63.19 2011 compliance)/WCDMA Band IV ch1513 WB AMR6.6/y (transversal) 4.2mm 50 x 50/ABM Interpolated SNR(x,y,z) (121x121x1):

Interpolated grid: dx=1.000 mm, dy=1.000 mm
Signal Type: Audio File (.wav) 48k_voice_1kHz_1s.wav
Output Gain: 24.29
Measure Window Start: 300ms
Measure Window Length: 1000ms
BWC applied: 0.16 dB
Device Reference Point: 0, 0, -6.3 mm

Cursor:
ABM1/ABM2 = 39.48 dB
ABM1 comp = -3.00 dBA/m
ABM2 = -42.48 dBA/m
BWC Factor = 0.16 dB
Location: 20, -8.3, 3.7 mm



0 dB = 1.000 = 0.00 dB

WCDMA

Communication System: UID 0, UMTS-FDD (WCDMA) (0); Frequency: 846.6 MHz;Duty Cycle: 1:1

T-Coil scan (scan for ANSI C63.19 2011 compliance)/WCDMA Band V ch4233 WB AMR6.6/z (axial) wideband at best S/N/ABM Freq Resp(x,y,z,f) (1x1x1): Measurement grid: dx=10mm, dy=10mm

Signal Type: Audio File (.wav) 48k_voice_300-3000_2s.wav
Output Gain: 47.64
Measure Window Start: 300ms
Measure Window Length: 2000ms
BWC applied: 10.80 dB
Device Reference Point: 0, 0, -6.3 mm

Category	Telephone parameters WD signal quality [(signal+noise)-to-noise ratio in decibels]
Category T1	0 dB to 10 dB
Category T2	10 dB to 20 dB
Category T3	20 dB to 30 dB
Category T4	> 30 dB

Cursor:
Diff = 2.00 dB
BWC Factor = 10.80 dB
Location: 16.8, 0.1, 3.7 mm

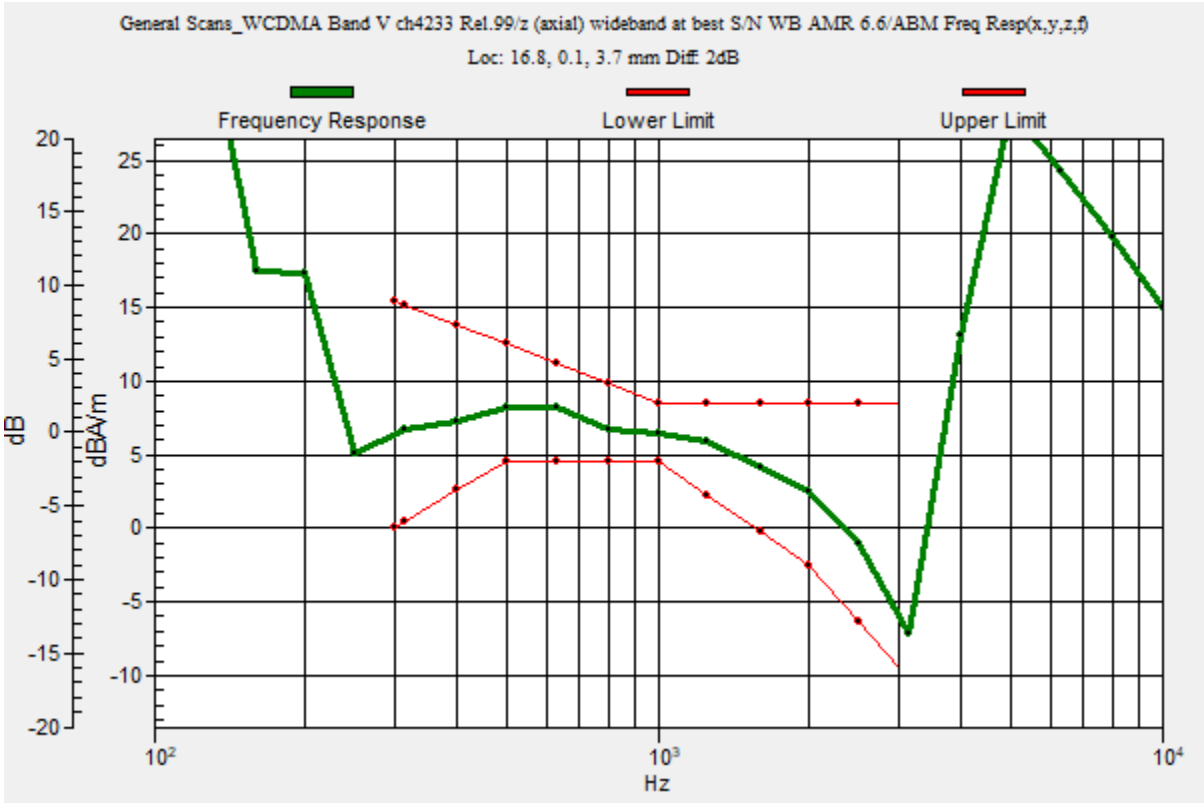

WCDMA

Communication System: UID 0, UMTS-FDD (WCDMA) (0); Frequency: 846.6 MHz; Duty Cycle: 1:1
Phantom section: TCoil Section
DASY5 Configuration:
- Probe: AM1DV3 - 3140; ; Calibrated: 2019-09-16
- Sensor-Surface: 0mm (Fix Surface)
- Electronics: DAE4 Sn1447; Calibrated: 2019-03-21
- Phantom: HAC Test Arch with AMCC; Type: SD HAC P01 BB
- Measurement SW: DASY52, Version 52.10 (2);SEMCAD X Version 14.6.12 (7470)

T-Coil scan (scan for ANSI C63.19 2011 compliance)/WCDMA Band V ch4233 WB AMR6.6/z (axial) 4.2mm 50 x 50/ABM Interpolated SNR(x,y,z) (121x121x1): Interpolated grid: dx=1.000 mm, dy=1.000 mm

Signal Type: Audio File (.wav) 48k_voice_1kHz_1s.wav
Output Gain: 24.29
Measure Window Start: 300ms
Measure Window Length: 1000ms
BWC applied: 0.16 dB
Device Reference Point: 0, 0, -6.3 mm

Cursor:
ABM1/ABM2 = 49.80 dB
ABM1 comp = 5.64 dBA/m
ABM2 = -44.16 dBA/m
BWC Factor = 0.16 dB
Location: 19.6, 0, 3.7 mm



0 dB = 1.000 = 0.00 dB

WCDMA

Communication System: UID 0, UMTS-FDD (WCDMA) (0); Frequency: 846.6 MHz; Duty Cycle: 1:1
Phantom section: TCoil Section
DASY5 Configuration:
- Probe: AM1DV3 - 3140; ; Calibrated: 2019-09-16
- Sensor-Surface: 0mm (Fix Surface)
- Electronics: DAE4 Sn1447; Calibrated: 2019-03-21
- Phantom: HAC Test Arch with AMCC; Type: SD HAC P01 BB
- Measurement SW: DASY52, Version 52.10 (2);SEMCAD X Version 14.6.12 (7470)

T-Coil scan (scan for ANSI C63.19 2011 compliance)/WCDMA Band V ch4233 WB AMR6.6/y (transversal) 4.2mm 50 x 50/ABM Interpolated SNR(x,y,z) (121x121x1):

Interpolated grid: dx=1.000 mm, dy=1.000 mm
Signal Type: Audio File (.wav) 48k_voice_1kHz_1s.wav
Output Gain: 24.29
Measure Window Start: 300ms
Measure Window Length: 1000ms
BWC applied: 0.16 dB
Device Reference Point: 0, 0, -6.3 mm

Cursor:
ABM1/ABM2 = 42.06 dB
ABM1 comp = -3.14 dBA/m
ABM2 = -45.20 dBA/m
BWC Factor = 0.16 dB
Location: 17.5, 8.7, 3.7 mm



0 dB = 1.000 = 0.00 dB

VoLTE FDD

Communication System: UID 0, LTE (FDD) (0); Frequency: 1880 MHz;Duty Cycle: 1:1

T-Coil scan (scan for ANSI C63.19 2011 compliance)/VoLTE Band 2 20MHz QPSK RB1/0 ch18900 WB AMR6.6/z (axial) wideband at best S/N/ABM Freq Resp(x,y,z,f) (1x1x1):

Measurement grid: dx=10mm, dy=10mm
Signal Type: Audio File (.wav) 48k_voice_300-3000_2s.wav
Output Gain: 47.64
Measure Window Start: 300ms
Measure Window Length: 2000ms
BWC applied: 10.80 dB
Device Reference Point: 0, 0, -6.3 mm

Category	Telephone parameters WD signal quality [(signal+noise)-to-noise ratio in decibels]
Category T1	0 dB to 10 dB
Category T2	10 dB to 20 dB
Category T3	20 dB to 30 dB
Category T4	> 30 dB

Cursor:
Diff = 2.00 dB
BWC Factor = 10.80 dB
Location: 16.7, 0, 3.7 mm

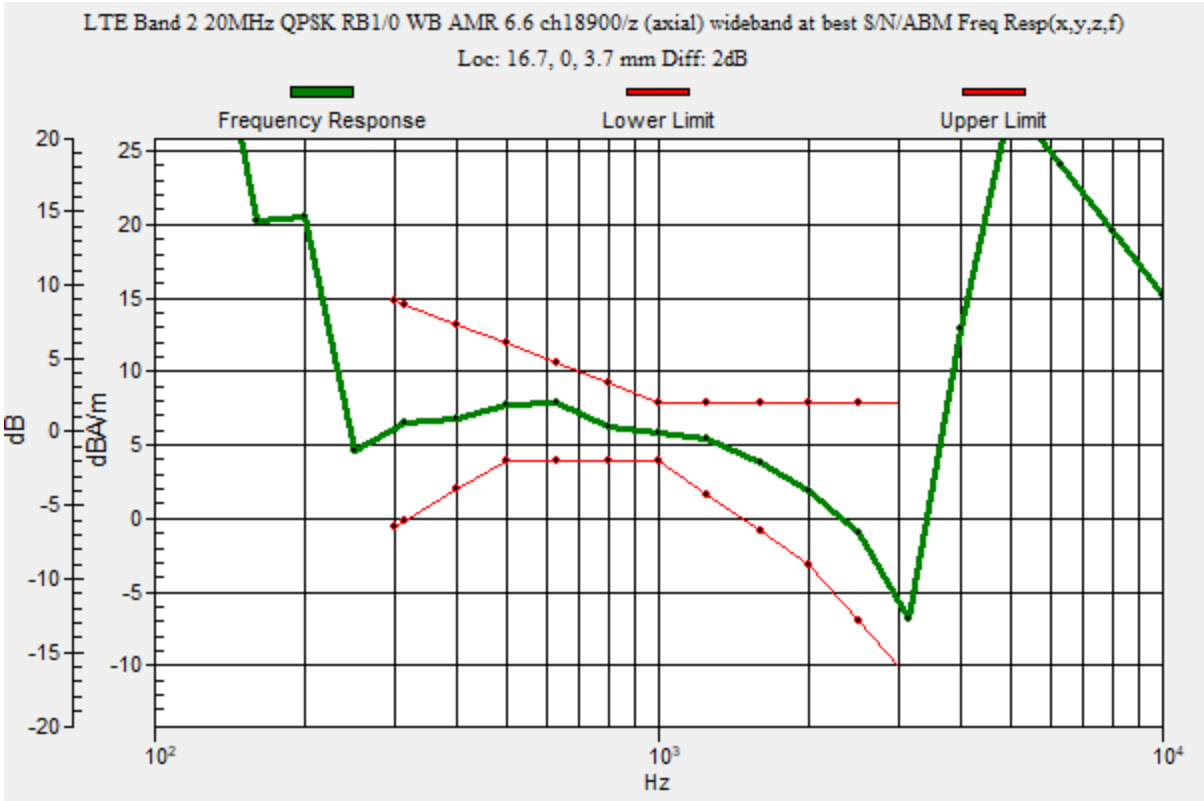

VoLTE FDD

Communication System: UID 0, LTE (FDD) (0); Frequency: 1880 MHz; Duty Cycle: 1:1
Phantom section: TCoil Section
DASY5 Configuration:
- Probe: AM1DV3 - 3140; ; Calibrated: 2019-09-16
- Sensor-Surface: 0mm (Fix Surface)
- Electronics: DAE4 Sn1447; Calibrated: 2019-03-21
- Phantom: HAC Test Arch with AMCC; Type: SD HAC P01 BB
- Measurement SW: DASY52, Version 52.10 (2);SEMCAD X Version 14.6.12 (7470)

T-Coil scan (scan for ANSI C63.19 2011 compliance)/VoLTE Band 2 20MHz QPSK RB1/0 ch18900 WB AMR6.6/z (axial) 4.2mm 50 x 50/ABM Interpolated SNR(x,y,z) (121x121x1):

Interpolated grid: dx=1.000 mm, dy=1.000 mm
Signal Type: Audio File (.wav) 48k_voice_1kHz_1s.wav
Output Gain: 24.29
Measure Window Start: 300ms
Measure Window Length: 1000ms
BWC applied: 0.16 dB
Device Reference Point: 0, 0, -6.3 mm

Cursor:
ABM1/ABM2 = 48.93 dB
ABM1 comp = 5.21 dBA/m
ABM2 = -43.72 dBA/m
BWC Factor = 0.16 dB
Location: 18.3, -0.8, 3.7 mm



0 dB = 1.000 = 0.00 dB

VoLTE FDD

Communication System: UID 0, LTE (FDD) (0); Frequency: 1880 MHz; Duty Cycle: 1:1
Phantom section: TCoil Section
DASY5 Configuration:
- Probe: AM1DV3 - 3140; ; Calibrated: 2019-09-16
- Sensor-Surface: 0mm (Fix Surface)
- Electronics: DAE4 Sn1447; Calibrated: 2019-03-21
- Phantom: HAC Test Arch with AMCC; Type: SD HAC P01 BB
- Measurement SW: DASY52, Version 52.10 (2);SEMCAD X Version 14.6.12 (7470)

T-Coil scan (scan for ANSI C63.19 2011 compliance)/VoLTE Band 2 20MHz QPSK RB1/0 ch18900 WB AMR6.6/y (transversal) 4.2mm 50 x 50/ABM Interpolated SNR(x,y,z) (121x121x1): Interpolated grid: dx=1.000 mm, dy=1.000 mm

Signal Type: Audio File (.wav) 48k_voice_1kHz_1s.wav
Output Gain: 24.29
Measure Window Start: 300ms
Measure Window Length: 1000ms
BWC applied: 0.16 dB
Device Reference Point: 0, 0, -6.3 mm

Cursor:
ABM1/ABM2 = 37.55 dB
ABM1 comp = -5.38 dBA/m
ABM2 = -42.93 dBA/m
BWC Factor = 0.16 dB
Location: 17.9, -9.2, 3.7 mm



0 dB = 1.000 = 0.00 dB

VoLTE FDD

Communication System: UID 0, LTE (FDD) (0); Frequency: 836.5 MHz;Duty Cycle: 1:1

T-Coil scan (scan for ANSI C63.19 2011 compliance)/VoLTE Band 5 10MHz QPSK RB1/0 ch20525 WB AMR6.6/z (axial) wideband at best S/N/ABM Freq Resp(x,y,z,f) (1x1x1):

Measurement grid: dx=10mm, dy=10mm
Signal Type: Audio File (.wav) 48k_voice_300-3000_2s.wav
Output Gain: 47.64
Measure Window Start: 300ms
Measure Window Length: 2000ms
BWC applied: 10.80 dB
Device Reference Point: 0, 0, -6.3 mm

Category	Telephone parameters WD signal quality [(signal+noise)-to-noise ratio in decibels]
Category T1	0 dB to 10 dB
Category T2	10 dB to 20 dB
Category T3	20 dB to 30 dB
Category T4	> 30 dB

Cursor:
Diff = 1.94 dB
BWC Factor = 10.80 dB
Location: 16.7, 0, 3.7 mm

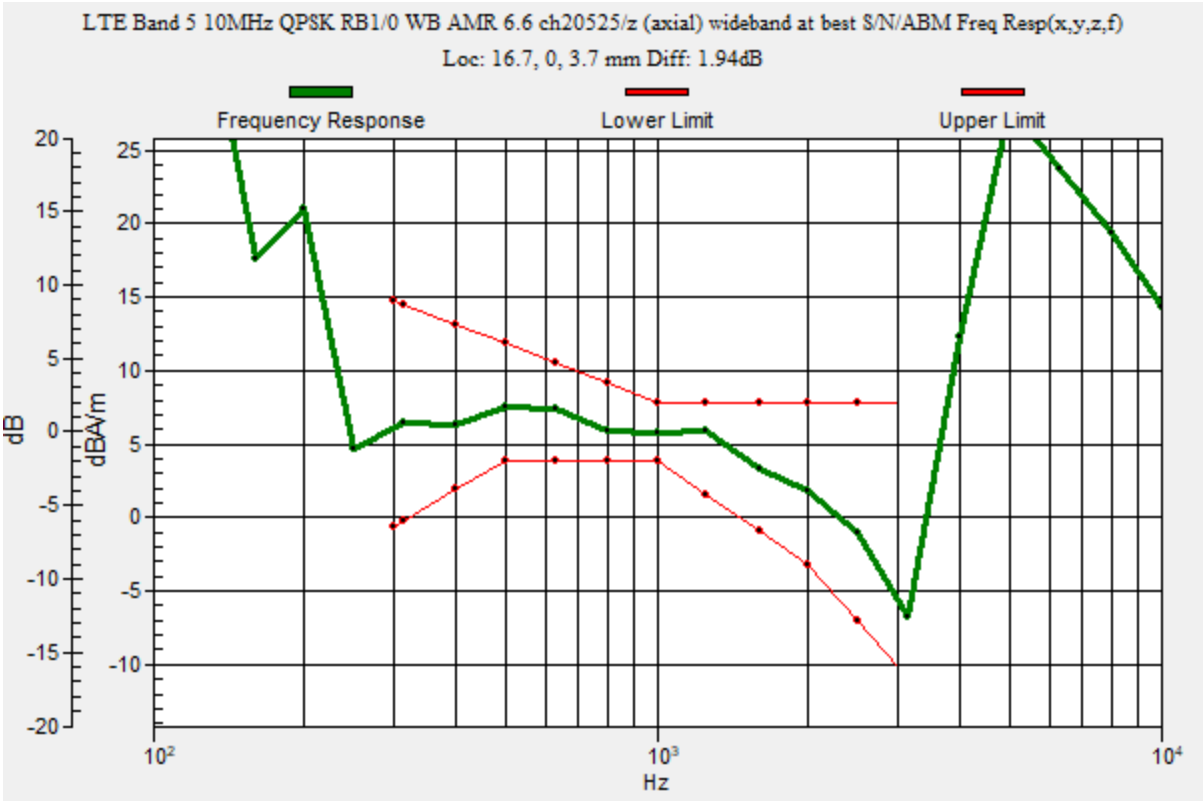

VoLTE FDD

Communication System: UID 0, LTE (FDD) (0); Frequency: 836.5 MHz; Duty Cycle: 1:1
Phantom section: TCoil Section
DASY5 Configuration:
- Probe: AM1DV3 - 3140; ; Calibrated: 2019-09-16
- Sensor-Surface: 0mm (Fix Surface)
- Electronics: DAE4 Sn1447; Calibrated: 2019-03-21
- Phantom: HAC Test Arch with AMCC; Type: SD HAC P01 BB
- Measurement SW: DASY52, Version 52.10 (2);SEMCAD X Version 14.6.12 (7470)

T-Coil scan (scan for ANSI C63.19 2011 compliance)/VoLTE Band 5 10MHz QPSK RB1/0 ch20525 WB AMR6.6/z (axial) 4.2mm 50 x 50/ABM Interpolated SNR(x,y,z) (121x121x1):

Interpolated grid: dx=1.000 mm, dy=1.000 mm
Signal Type: Audio File (.wav) 48k_voice_1kHz_1s.wav
Output Gain: 24.29
Measure Window Start: 300ms
Measure Window Length: 1000ms
BWC applied: 0.16 dB
Device Reference Point: 0, 0, -6.3 mm

Cursor:
ABM1/ABM2 = 48.92 dB
ABM1 comp = 5.01 dBA/m
ABM2 = -43.91 dBA/m
BWC Factor = 0.16 dB
Location: 18.8, -1.7, 3.7 mm



0 dB = 1.000 = 0.00 dB

VoLTE FDD

Communication System: UID 0, LTE (FDD) (0); Frequency: 836.5 MHz; Duty Cycle: 1:1
Phantom section: TCoil Section
DASY5 Configuration:
- Probe: AM1DV3 - 3140; ; Calibrated: 2019-09-16
- Sensor-Surface: 0mm (Fix Surface)
- Electronics: DAE4 Sn1447; Calibrated: 2019-03-21
- Phantom: HAC Test Arch with AMCC; Type: SD HAC P01 BB
- Measurement SW: DASY52, Version 52.10 (2);SEMCAD X Version 14.6.12 (7470)

T-Coil scan (scan for ANSI C63.19 2011 compliance)/VoLTE Band 5 10MHz QPSK RB1/0 ch20525 WB AMR6.6/y (transversal) 4.2mm 50 x 50/ABM Interpolated SNR(x,y,z) (121x121x1): Interpolated grid: dx=1.000 mm, dy=1.000 mm

Signal Type: Audio File (.wav) 48k_voice_1kHz_1s.wav
Output Gain: 24.29
Measure Window Start: 300ms
Measure Window Length: 1000ms
BWC applied: 0.16 dB
Device Reference Point: 0, 0, -6.3 mm

Cursor:
ABM1/ABM2 = 39.38 dB
ABM1 comp = -3.41 dBA/m
ABM2 = -42.79 dBA/m
BWC Factor = 0.16 dB
Location: 18.8, -8.8, 3.7 mm



0 dB = 1.000 = 0.00 dB

VoLTE FDD

Communication System: UID 0, LTE (FDD) (0); Frequency: 707.5 MHz;Duty Cycle: 1:1

T-Coil scan (scan for ANSI C63.19 2011 compliance)/VoLTE Band 12 10MHz QPSK RB1/0 ch23095 WB AMR6.6/z (axial) wideband at best S/N/ABM Freq Resp(x,y,z,f) (1x1x1): Measurement grid: dx=10mm, dy=10mm

Signal Type: Audio File (.wav) 48k_voice_300-3000_2s.wav
Output Gain: 47.64
Measure Window Start: 300ms
Measure Window Length: 2000ms
BWC applied: 10.80 dB
Device Reference Point: 0, 0, -6.3 mm

Category	Telephone parameters WD signal quality [(signal+noise)-to-noise ratio in decibels]
Category T1	0 dB to 10 dB
Category T2	10 dB to 20 dB
Category T3	20 dB to 30 dB
Category T4	> 30 dB

Cursor:
Diff = 2.00 dB
BWC Factor = 10.80 dB
Location: 16.7, 0, 3.7 mm

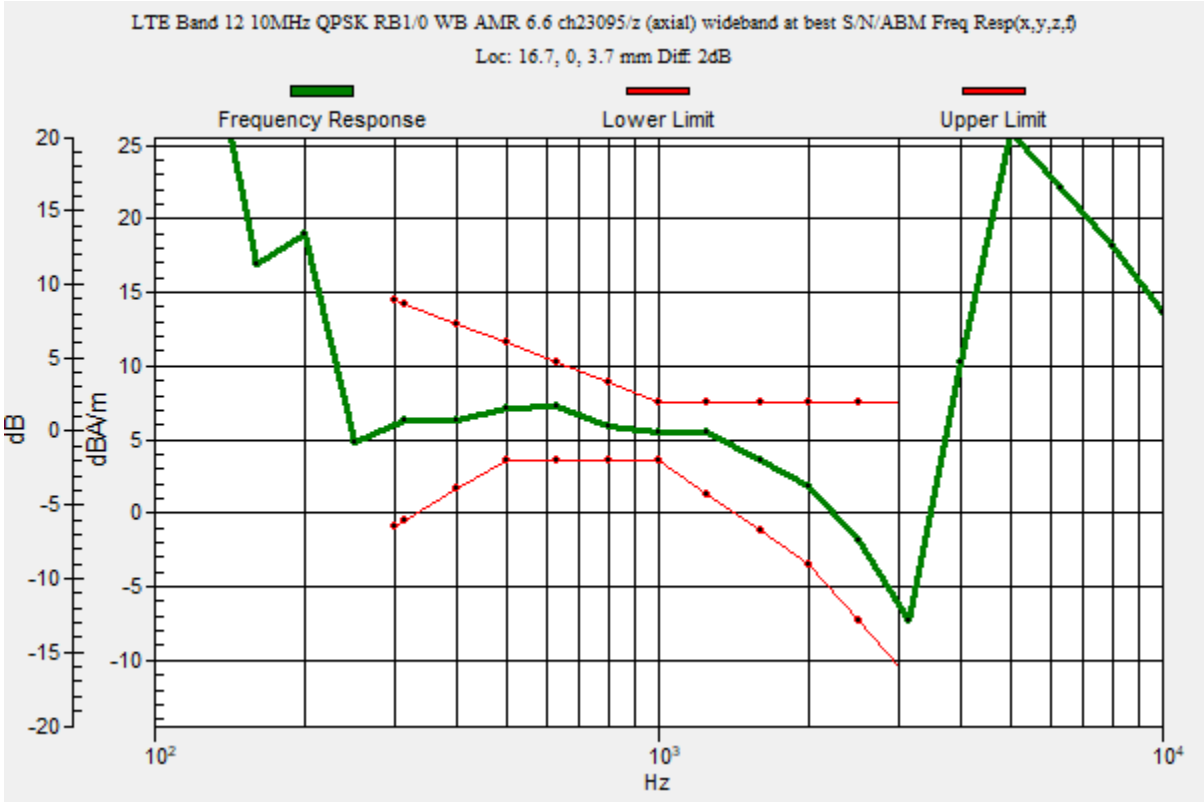

VoLTE FDD

Communication System: UID 0, LTE (FDD) (0); Frequency: 707.5 MHz; Duty Cycle: 1:1
Phantom section: TCoil Section
DASY5 Configuration:
- Probe: AM1DV3 - 3140; ; Calibrated: 2019-09-16
- Sensor-Surface: 0mm (Fix Surface)
- Electronics: DAE4 Sn1447; Calibrated: 2019-03-21
- Phantom: HAC Test Arch with AMCC; Type: SD HAC P01 BB
- Measurement SW: DASY52, Version 52.10 (2);SEMCAD X Version 14.6.12 (7470)

T-Coil scan (scan for ANSI C63.19 2011 compliance)/VoLTE Band 12 10MHz QPSK RB1/0 ch23095 WB AMR6.6/z (axial) 4.2mm 50 x 50/ABM Interpolated SNR(x,y,z) (121x121x1): Interpolated grid: dx=1.000 mm, dy=1.000 mm

Signal Type: Audio File (.wav) 48k_voice_1kHz_1s.wav
Output Gain: 24.29
Measure Window Start: 300ms
Measure Window Length: 1000ms
BWC applied: 0.16 dB
Device Reference Point: 0, 0, -6.3 mm

Cursor:
ABM1/ABM2 = 47.29 dB
ABM1 comp = 5.54 dBA/m
ABM2 = -41.75 dBA/m
BWC Factor = 0.16 dB
Location: 20, -0.8, 3.7 mm



0 dB = 1.000 = 0.00 dB

VoLTE FDD

Communication System: UID 0, LTE (FDD) (0); Frequency: 707.5 MHz; Duty Cycle: 1:1
Phantom section: TCoil Section
DASY5 Configuration:
- Probe: AM1DV3 - 3140; ; Calibrated: 2019-09-16
- Sensor-Surface: 0mm (Fix Surface)
- Electronics: DAE4 Sn1447; Calibrated: 2019-03-21
- Phantom: HAC Test Arch with AMCC; Type: SD HAC P01 BB
- Measurement SW: DASY52, Version 52.10 (2);SEMCAD X Version 14.6.12 (7470)

T-Coil scan (scan for ANSI C63.19 2011 compliance)/VoLTE Band 12 10MHz QPSK RB1/0 ch23095 WB AMR6.6/y (transversal) 4.2mm 50 x 50/ABM Interpolated SNR(x,y,z) (121x121x1): Interpolated grid: dx=1.000 mm, dy=1.000 mm

Signal Type: Audio File (.wav) 48k_voice_1kHz_1s.wav
Output Gain: 24.29
Measure Window Start: 300ms
Measure Window Length: 1000ms
BWC applied: 0.16 dB
Device Reference Point: 0, 0, -6.3 mm

Cursor:
ABM1/ABM2 = 40.00 dB
ABM1 comp = -3.54 dBA/m
ABM2 = -43.54 dBA/m
BWC Factor = 0.16 dB
Location: 17.5, -9.6, 3.7 mm



0 dB = 1.000 = 0.00 dB

VoLTE FDD

Communication System: UID 0, LTE (FDD) (0); Frequency: 1745 MHz;Duty Cycle: 1:1

T-Coil scan (scan for ANSI C63.19 2011 compliance)/VoLTE Band 66 20MHz QPSK RB1/0 ch132322 WB AMR6.6/z (axial) wideband at best S/N/ABM Freq Resp(x,y,z,f) (1x1x1): Measurement grid: dx=10mm, dy=10mm

Signal Type: Audio File (.wav) 48k_voice_300-3000_2s.wav
Output Gain: 47.64
Measure Window Start: 300ms
Measure Window Length: 2000ms
BWC applied: 10.80 dB
Device Reference Point: 0, 0, -6.3 mm

Category	Telephone parameters WD signal quality [(signal+noise)-to-noise ratio in decibels]
Category T1	0 dB to 10 dB
Category T2	10 dB to 20 dB
Category T3	20 dB to 30 dB
Category T4	> 30 dB

Cursor:
Diff = 1.83 dB
BWC Factor = 10.80 dB
Location: 16.7, 0, 3.7 mm

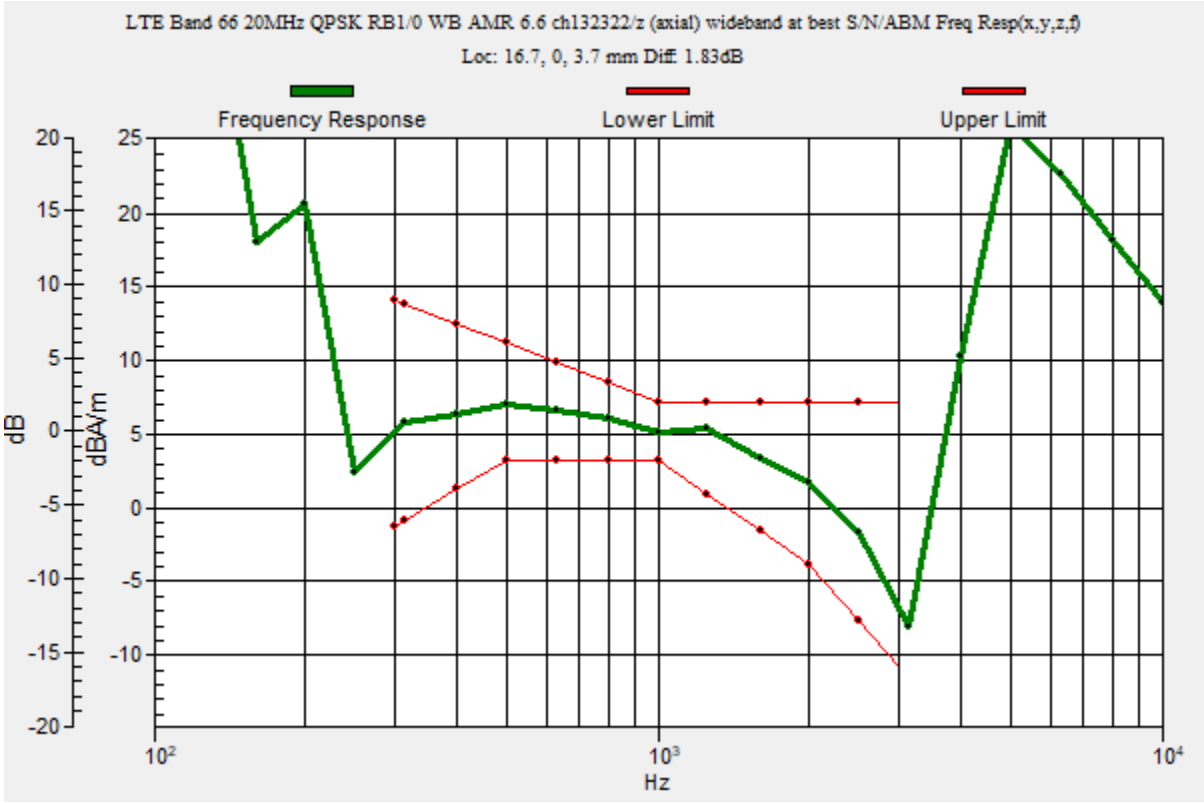

VoLTE FDD

Communication System: UID 0, LTE (FDD) (0); Frequency: 1745 MHz; Duty Cycle: 1:1
Phantom section: TCoil Section
DASY5 Configuration:
- Probe: AM1DV3 - 3140; ; Calibrated: 2019-09-16
- Sensor-Surface: 0mm (Fix Surface)
- Electronics: DAE4 Sn1447; Calibrated: 2019-03-21
- Phantom: HAC Test Arch with AMCC; Type: SD HAC P01 BB
- Measurement SW: DASY52, Version 52.10 (2);SEMCAD X Version 14.6.12 (7470)

T-Coil scan (scan for ANSI C63.19 2011 compliance)/VoLTE Band 66 20MHz QPSK RB1/0 ch132322 WB AMR6.6/z (axial) 4.2mm 50 x 50/ABM Interpolated SNR(x,y,z) (121x121x1): Interpolated grid: dx=1.000 mm, dy=1.000 mm

Signal Type: Audio File (.wav) 48k_voice_1kHz_1s.wav
Output Gain: 24.29
Measure Window Start: 300ms
Measure Window Length: 1000ms
BWC applied: 0.16 dB
Device Reference Point: 0, 0, -6.3 mm

Cursor:
ABM1/ABM2 = 48.61 dB
ABM1 comp = 5.00 dBA/m
ABM2 = -43.61 dBA/m
BWC Factor = 0.16 dB
Location: 18.8, -1.3, 3.7 mm



0 dB = 1.000 = 0.00 dB

VoLTE FDD

Communication System: UID 0, LTE (FDD) (0); Frequency: 1745 MHz; Duty Cycle: 1:1
Phantom section: TCoil Section
DASY5 Configuration:
- Probe: AM1DV3 - 3140; ; Calibrated: 2019-09-16
- Sensor-Surface: 0mm (Fix Surface)
- Electronics: DAE4 Sn1447; Calibrated: 2019-03-21
- Phantom: HAC Test Arch with AMCC; Type: SD HAC P01 BB
- Measurement SW: DASY52, Version 52.10 (2);SEMCAD X Version 14.6.12 (7470)

T-Coil scan (scan for ANSI C63.19 2011 compliance)/VoLTE Band 66 20MHz QPSK RB1/0 ch132322 WB AMR6.6/y (transversal) 4.2mm 50 x 50/ABM Interpolated SNR(x,y,z) (121x121x1): Interpolated grid: dx=1.000 mm, dy=1.000 mm

Signal Type: Audio File (.wav) 48k_voice_1kHz_1s.wav
Output Gain: 24.29
Measure Window Start: 300ms
Measure Window Length: 1000ms
BWC applied: 0.16 dB
Device Reference Point: 0, 0, -6.3 mm

Cursor:
ABM1/ABM2 = 38.56 dB
ABM1 comp = -3.26 dBA/m
ABM2 = -41.82 dBA/m
BWC Factor = 0.16 dB
Location: 19.6, -9.2, 3.7 mm



0 dB = 1.000 = 0.00 dB

VoLTE TDD

Communication System: UID 0, LTE (TDD) (0); Frequency: 2549.5 MHz;Duty Cycle: 1:1.59956

T-Coil scan (scan for ANSI C63.19 2011 compliance)/VoLTE Band 41 20MHz QPSK RB1/0 ch40185 WB AMR6.6/z (axial) wideband at best S/N/ABM Freq Resp(x,y,z,f) (1x1x1): Measurement grid: dx=10mm, dy=10mm

Signal Type: Audio File (.wav) 48k_voice_300-3000_2s.wav
Output Gain: 47.64
Measure Window Start: 300ms
Measure Window Length: 2000ms
BWC applied: 10.80 dB
Device Reference Point: 0, 0, -6.3 mm

Category	Telephone parameters WD signal quality [(signal+noise)-to-noise ratio in decibels]
Category T1	0 dB to 10 dB
Category T2	10 dB to 20 dB
Category T3	20 dB to 30 dB
Category T4	> 30 dB

Cursor:
Diff = 2.00 dB
BWC Factor = 10.80 dB
Location: 13.5, -0.1, 3.7 mm

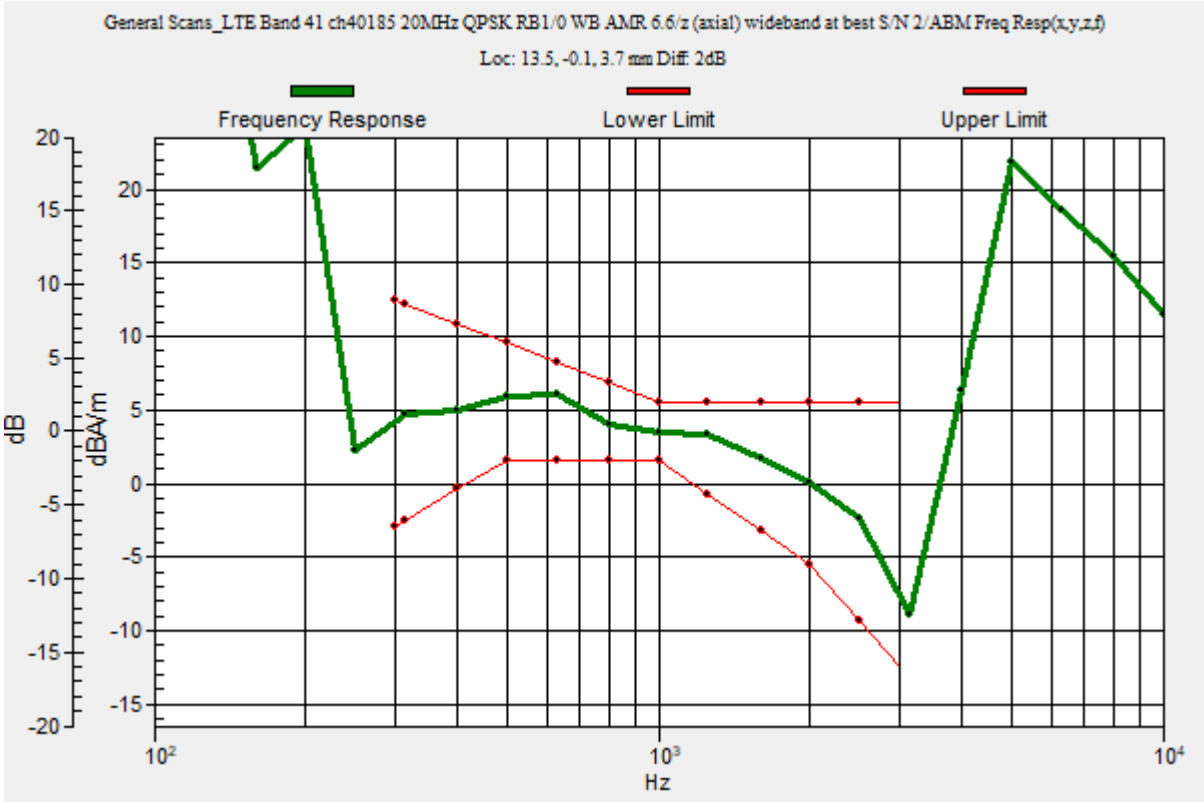

VoLTE TDD

Communication System: UID 0, LTE (TDD) (0); Frequency: 2549.5 MHz; Duty Cycle: 1:1.59956
Phantom section: TCoil Section
DASY5 Configuration:
- Probe: AM1DV3 - 3140; ; Calibrated: 2019-09-16
- Sensor-Surface: 0mm (Fix Surface)
- Electronics: DAE4 Sn1447; Calibrated: 2019-03-21
- Phantom: HAC Test Arch with AMCC; Type: SD HAC P01 BB
- Measurement SW: DASY52, Version 52.10 (2);SEMCAD X Version 14.6.12 (7470)

T-Coil scan (scan for ANSI C63.19 2011 compliance)/VoLTE Band 41 20MHz QPSK RB1/0 ch40185 WB AMR6.6/z (axial) 4.2mm 50 x 50/ABM Interpolated SNR(x,y,z) (121x121x1): Interpolated grid: dx=1.000 mm, dy=1.000 mm

Signal Type: Audio File (.wav) 48k_voice_1kHz_1s.wav
Output Gain: 24.29
Measure Window Start: 300ms
Measure Window Length: 1000ms
BWC applied: 0.16 dB
Device Reference Point: 0, 0, -6.3 mm

Cursor:
ABM1/ABM2 = 35.74 dB
ABM1 comp = 5.37 dBA/m
ABM2 = -30.37 dBA/m
BWC Factor = 0.16 dB
Location: 18.3, -1.3, 3.7 mm



0 dB = 1.000 = 0.00 dB

VoLTE TDD

Communication System: UID 0, LTE (TDD) (0); Frequency: 2549.5 MHz; Duty Cycle: 1:1.59956
Phantom section: TCoil Section
DASY5 Configuration:
- Probe: AM1DV3 - 3140; ; Calibrated: 2019-09-16
- Sensor-Surface: 0mm (Fix Surface)
- Electronics: DAE4 Sn1447; Calibrated: 2019-03-21
- Phantom: HAC Test Arch with AMCC; Type: SD HAC P01 BB
- Measurement SW: DASY52, Version 52.10 (2);SEMCAD X Version 14.6.12 (7470)

T-Coil scan (scan for ANSI C63.19 2011 compliance)/VoLTE Band 41 20MHz QPSK RB1/0 ch40185 WB AMR6.6/y (transversal) 4.2mm 50 x 50/ABM Interpolated SNR(x,y,z) (121x121x1): Interpolated grid: dx=1.000 mm, dy=1.000 mm

Signal Type: Audio File (.wav) 48k_voice_1kHz_1s.wav
Output Gain: 24.29
Measure Window Start: 300ms
Measure Window Length: 1000ms
BWC applied: 0.16 dB
Device Reference Point: 0, 0, -6.3 mm

Cursor:
ABM1/ABM2 = 34.07 dB
ABM1 comp = -2.67 dBA/m
ABM2 = -36.74 dBA/m
BWC Factor = 0.16 dB
Location: 17.9, -8.8, 3.7 mm



0 dB = 1.000 = 0.00 dB

VoWiFi

Communication System: UID 0, IEEE 802.11b/g/n 2.4 GHz Band (0); Frequency: 2437 MHz;Duty Cycle: 1:1

T-Coil scan (scan for ANSI C63.19 2011 compliance)/VoWiFi Ant1 802.11b 1Mbps ch6 WB AMR6.6/z (axial) wideband at best S/N/ABM Freq Resp(x,y,z,f) (1x1x1): Measurement grid: dx=10mm, dy=10mm

Signal Type: Audio File (.wav) 48k_voice_300-3000_2s.wav
Output Gain: 30.06
Measure Window Start: 300ms
Measure Window Length: 2000ms
BWC applied: 10.80 dB
Device Reference Point: 0, 0, -6.3 mm

Category	Telephone parameters WD signal quality [(signal+noise)-to-noise ratio in decibels]
Category T1	0 dB to 10 dB
Category T2	10 dB to 20 dB
Category T3	20 dB to 30 dB
Category T4	> 30 dB

Cursor:
Diff = 2.00 dB
BWC Factor = 10.80 dB
Location: 16.2, 0, 3.7 mm

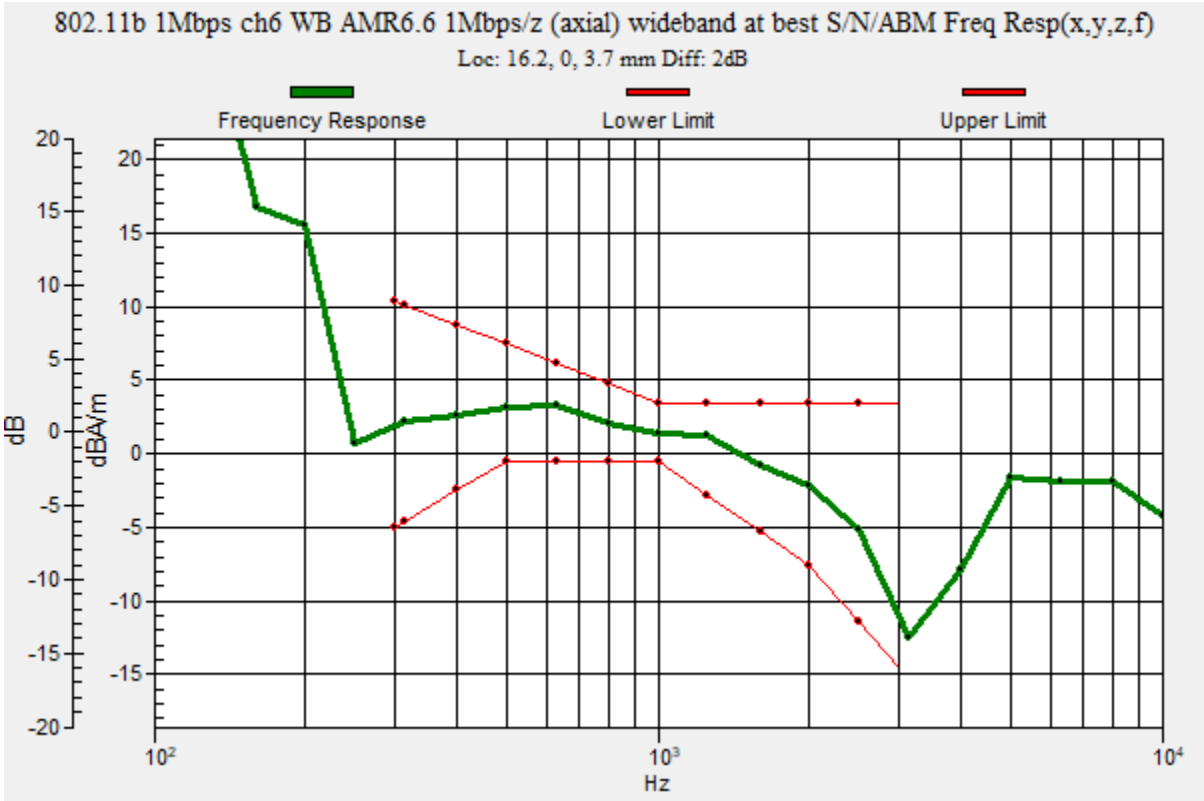

VoWiFi

Communication System: UID 0, IEEE 802.11b/g/n 2.4 GHz Band (0); Frequency: 2437 MHz; Duty Cycle: 1:1
Phantom section: TCoil Section
DASY5 Configuration:
- Probe: AM1DV3 - 3140; ; Calibrated: 2019-09-16
- Sensor-Surface: 0mm (Fix Surface)
- Electronics: DAE4 Sn1447; Calibrated: 2019-03-21
- Phantom: HAC Test Arch with AMCC; Type: SD HAC P01 BB
- Measurement SW: DASY52, Version 52.10 (2);SEMCAD X Version 14.6.12 (7470)

T-Coil scan (scan for ANSI C63.19 2011 compliance)/VoWiFi Ant1 802.11b 1Mbps ch6 WB AMR6.6/z (axial) 4.2mm 50 x 50/ABM Interpolated SNR(x,y,z) (121x121x1): Interpolated grid: dx=1.000 mm, dy=1.000 mm

Signal Type: Audio File (.wav) 48k_voice_1kHz_1s.wav
Output Gain: 15.33
Measure Window Start: 300ms
Measure Window Length: 1000ms
BWC applied: 0.16 dB
Device Reference Point: 0, 0, -6.3 mm

Cursor:
ABM1/ABM2 = 40.48 dB
ABM1 comp = 2.50 dBA/m
ABM2 = -37.98 dBA/m
BWC Factor = 0.16 dB
Location: 18.8, -3.3, 3.7 mm



0 dB = 1.000 = 0.00 dB

VoWiFi

Communication System: UID 0, IEEE 802.11b/g/n 2.4 GHz Band (0); Frequency: 2437 MHz; Duty Cycle: 1:1
Phantom section: TCoil Section
DASY5 Configuration:
- Probe: AM1DV3 - 3140; ; Calibrated: 2019-09-16
- Sensor-Surface: 0mm (Fix Surface)
- Electronics: DAE4 Sn1447; Calibrated: 2019-03-21
- Phantom: HAC Test Arch with AMCC; Type: SD HAC P01 BB
- Measurement SW: DASY52, Version 52.10 (2);SEMCAD X Version 14.6.12 (7470)

T-Coil scan (scan for ANSI C63.19 2011 compliance)/VoWiFi Ant1 802.11b 1Mbps ch6 WB AMR6.6/y (transversal) 4.2mm 50 x 50/ABM Interpolated SNR(x,y,z) (121x121x1):

Interpolated grid: dx=1.000 mm, dy=1.000 mm
Signal Type: Audio File (.wav) 48k_voice_1kHz_1s.wav
Output Gain: 15.33
Measure Window Start: 300ms
Measure Window Length: 1000ms
BWC applied: 0.16 dB
Device Reference Point: 0, 0, -6.3 mm

Cursor:
ABM1/ABM2 = 24.51 dB
ABM1 comp = -6.97 dBA/m
ABM2 = -31.48 dBA/m
BWC Factor = 0.16 dB
Location: 17.1, -9.2, 3.7 mm



0 dB = 1.000 = 0.00 dB

VoWiFi

Communication System: UID 0, IEEE 802.11a/n/ac 5 GHz Band (0); Frequency: 5180 MHz;Duty Cycle: 1:1

T-Coil scan (scan for ANSI C63.19 2011 compliance)/VoWiFi Ant1 802.11n HT20 MCS0 ch36 WB AMR6.6/z (axial) wideband at best S/N/ABM Freq Resp(x,y,z,f) (1x1x1):

Measurement grid: dx=10mm, dy=10mm
Signal Type: Audio File (.wav) 48k_voice_300-3000_2s.wav
Output Gain: 30.06
Measure Window Start: 300ms
Measure Window Length: 2000ms
BWC applied: 10.80 dB
Device Reference Point: 0, 0, -6.3 mm

Category	Telephone parameters WD signal quality [(signal+noise)-to-noise ratio in decibels]
Category T1	0 dB to 10 dB
Category T2	10 dB to 20 dB
Category T3	20 dB to 30 dB
Category T4	> 30 dB

Cursor:
Diff = 2.00 dB
BWC Factor = 10.80 dB
Location: 16, -0.2, 3.7 mm

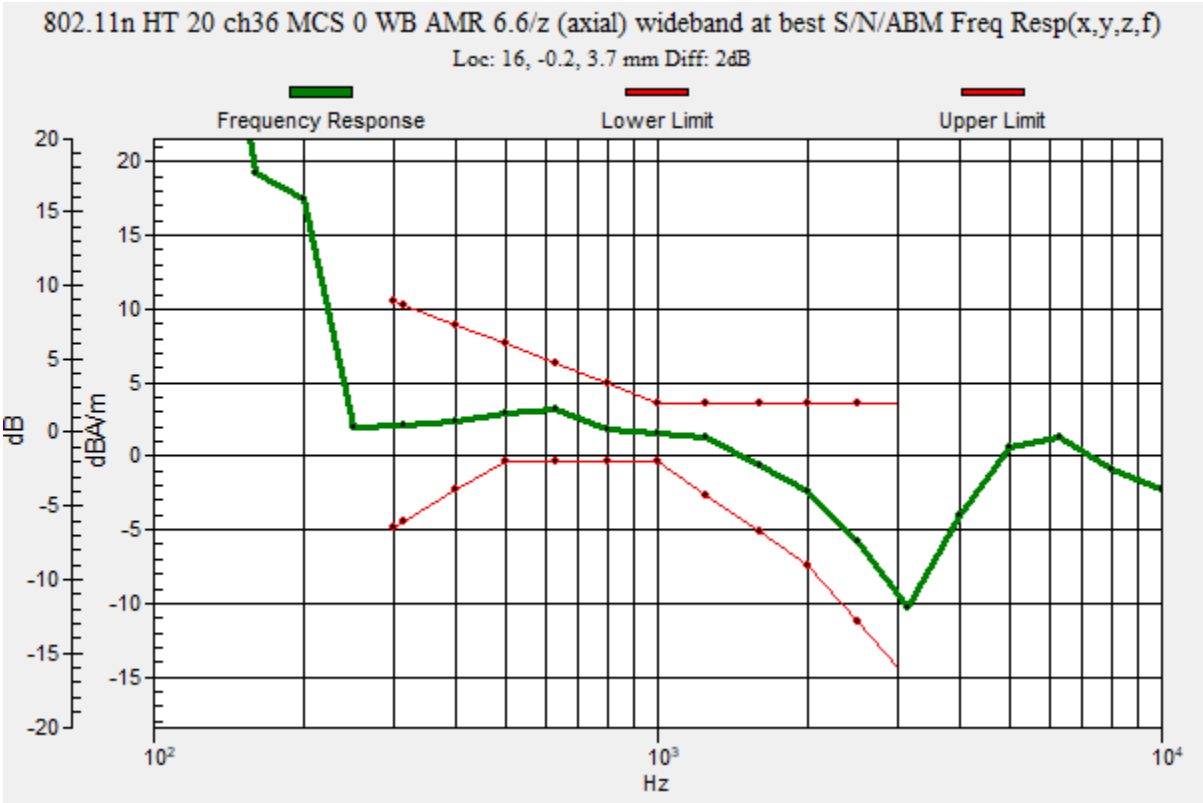

VoWiFi

Communication System: UID 0, IEEE 802.11a/n/ac 5 GHz Band (0); Frequency: 5180 MHz; Duty Cycle: 1:1
Phantom section: TCoil Section
DASY5 Configuration:
- Probe: AM1DV3 - 3140; ; Calibrated: 2019-09-16
- Sensor-Surface: 0mm (Fix Surface)
- Electronics: DAE4 Sn1447; Calibrated: 2019-03-21
- Phantom: HAC Test Arch with AMCC; Type: SD HAC P01 BB
- Measurement SW: DASY52, Version 52.10 (2);SEMCAD X Version 14.6.12 (7470)

T-Coil scan (scan for ANSI C63.19 2011 compliance)/VoWiFi Ant1 802.11n HT20 MCS0 ch36 WB AMR6.6/z (axial) 4.2mm 50 x 50/ABM Interpolated SNR(x,y,z) (121x121x1):

Interpolated grid: dx=1.000 mm, dy=1.000 mm
Signal Type: Audio File (.wav) 48k_voice_1kHz_1s.wav
Output Gain: 15.33
Measure Window Start: 300ms
Measure Window Length: 1000ms
BWC applied: 0.16 dB
Device Reference Point: 0, 0, -6.3 mm

Cursor:
ABM1/ABM2 = 43.73 dB
ABM1 comp = 1.18 dBA/m
ABM2 = -42.55 dBA/m
BWC Factor = 0.16 dB
Location: 18.8, -2.9, 3.7 mm



0 dB = 1.000 = 0.00 dB

VoWiFi

Communication System: UID 0, IEEE 802.11a/n/ac 5 GHz Band (0); Frequency: 5180 MHz; Duty Cycle: 1:1
Phantom section: TCoil Section
DASY5 Configuration:
- Probe: AM1DV3 - 3140; ; Calibrated: 2019-09-16
- Sensor-Surface: 0mm (Fix Surface)
- Electronics: DAE4 Sn1447; Calibrated: 2019-03-21
- Phantom: HAC Test Arch with AMCC; Type: SD HAC P01 BB
- Measurement SW: DASY52, Version 52.10 (2);SEMCAD X Version 14.6.12 (7470)

T-Coil scan (scan for ANSI C63.19 2011 compliance)/VoWiFi Ant1 802.11n HT20 MCS0 ch36 WB AMR6.6/y (transversal) 4.2mm 50 x 50/ABM Interpolated SNR(x,y,z) (121x121x1): Interpolated grid: dx=1.000 mm, dy=1.000 mm

Signal Type: Audio File (.wav) 48k_voice_1kHz_1s.wav
Output Gain: 15.33
Measure Window Start: 300ms
Measure Window Length: 1000ms
BWC applied: 0.16 dB
Device Reference Point: 0, 0, -6.3 mm

Cursor:
ABM1/ABM2 = 33.64 dB
ABM1 comp = -7.05 dBA/m
ABM2 = -40.69 dBA/m
BWC Factor = 0.16 dB
Location: 17.5, -10.4, 3.7 mm



0 dB = 1.000 = 0.00 dB

VoWiFi

Communication System: UID 0, IEEE 802.11a/n/ac 5 GHz Band (0); Frequency: 5260 MHz;Duty Cycle: 1:1

T-Coil scan (scan for ANSI C63.19 2011 compliance)/VoWiFi Ant1 802.11n HT20 MCS0 ch52 WB AMR6.6/z (axial) wideband at best S/N/ABM Freq Resp(x,y,z,f) (1x1x1):

Measurement grid: dx=10mm, dy=10mm
Signal Type: Audio File (.wav) 48k_voice_300-3000_2s.wav
Output Gain: 30.06
Measure Window Start: 300ms
Measure Window Length: 2000ms
BWC applied: 10.80 dB
Device Reference Point: 0, 0, -6.3 mm

Category	Telephone parameters WD signal quality [(signal+noise)-to-noise ratio in decibels]
Category T1	0 dB to 10 dB
Category T2	10 dB to 20 dB
Category T3	20 dB to 30 dB
Category T4	> 30 dB

Cursor:
Diff = 1.80 dB
BWC Factor = 10.80 dB
Location: 16, -2.8, 3.7 mm

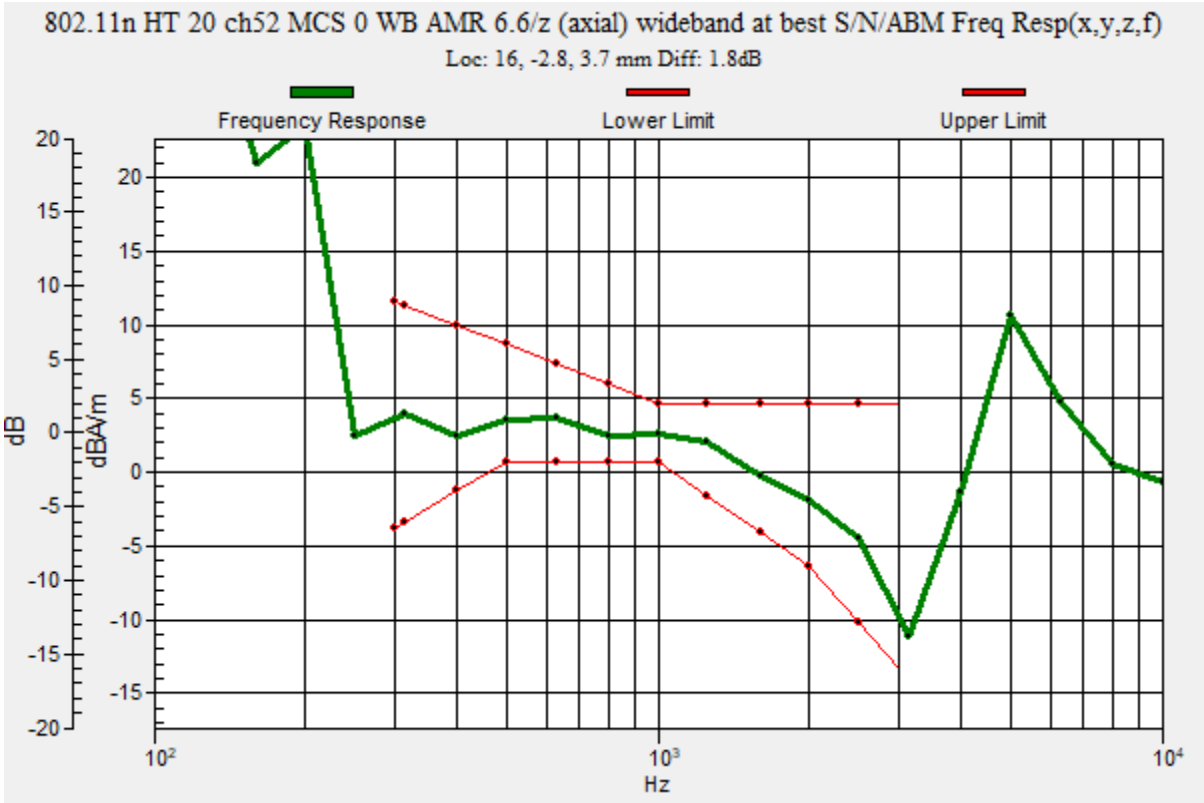

VoWiFi

Communication System: UID 0, IEEE 802.11a/n/ac 5 GHz Band (0); Frequency: 5260 MHz; Duty Cycle: 1:1
Phantom section: TCoil Section
DASY5 Configuration:
- Probe: AM1DV3 - 3140; ; Calibrated: 2019-09-16
- Sensor-Surface: 0mm (Fix Surface)
- Electronics: DAE4 Sn1447; Calibrated: 2019-03-21
- Phantom: HAC Test Arch with AMCC; Type: SD HAC P01 BB
- Measurement SW: DASY52, Version 52.10 (2);SEMCAD X Version 14.6.12 (7470)

T-Coil scan (scan for ANSI C63.19 2011 compliance)/VoWiFi Ant1 802.11n HT20 MCS0 ch52 WB AMR6.6/z (axial) 4.2mm 50 x 50/ABM Interpolated SNR(x,y,z) (121x121x1):

Interpolated grid: dx=1.000 mm, dy=1.000 mm
Signal Type: Audio File (.wav) 48k_voice_1kHz_1s.wav
Output Gain: 15.33
Measure Window Start: 300ms
Measure Window Length: 1000ms
BWC applied: 0.16 dB
Device Reference Point: 0, 0, -6.3 mm

Cursor:
ABM1/ABM2 = 46.52 dB
ABM1 comp = 2.15 dBA/m
ABM2 = -44.37 dBA/m
BWC Factor = 0.16 dB
Location: 17.1, -4.2, 3.7 mm



0 dB = 1.000 = 0.00 dB

VoWiFi

Communication System: UID 0, IEEE 802.11a/n/ac 5 GHz Band (0); Frequency: 5260 MHz; Duty Cycle: 1:1
Phantom section: TCoil Section
DASY5 Configuration:
- Probe: AM1DV3 - 3140; ; Calibrated: 2019-09-16
- Sensor-Surface: 0mm (Fix Surface)
- Electronics: DAE4 Sn1447; Calibrated: 2019-03-21
- Phantom: HAC Test Arch with AMCC; Type: SD HAC P01 BB
- Measurement SW: DASY52, Version 52.10 (2);SEMCAD X Version 14.6.12 (7470)

T-Coil scan (scan for ANSI C63.19 2011 compliance)/VoWiFi Ant1 802.11n HT20 MCS0 ch52 WB AMR6.6/y (transversal) 4.2mm 50 x 50/ABM Interpolated SNR(x,y,z) (121x121x1): Interpolated grid: dx=1.000 mm, dy=1.000 mm

Signal Type: Audio File (.wav) 48k_voice_1kHz_1s.wav
Output Gain: 15.33
Measure Window Start: 300ms
Measure Window Length: 1000ms
BWC applied: 0.16 dB
Device Reference Point: 0, 0, -6.3 mm

Cursor:
ABM1/ABM2 = 34.03 dB
ABM1 comp = -7.44 dBA/m
ABM2 = -41.47 dBA/m
BWC Factor = 0.16 dB
Location: 19.2, -10, 3.7 mm



0 dB = 1.000 = 0.00 dB

VoWiFi

Communication System: UID 0, IEEE 802.11a/n/ac 5 GHz Band (0); Frequency: 5500 MHz;Duty Cycle: 1:1

T-Coil scan (scan for ANSI C63.19 2011 compliance)/VoWiFi Ant1 802.11n HT20 MCS0 ch100 WB AMR6.6/z (axial) wideband at best S/N/ABM Freq Resp(x,y,z,f) (1x1x1):

Measurement grid: dx=10mm, dy=10mm
Signal Type: Audio File (.wav) 48k_voice_300-3000_2s.wav
Output Gain: 30.06
Measure Window Start: 300ms
Measure Window Length: 2000ms
BWC applied: 10.80 dB
Device Reference Point: 0, 0, -6.3 mm

Category	Telephone parameters WD signal quality [(signal+noise)-to-noise ratio in decibels]
Category T1	0 dB to 10 dB
Category T2	10 dB to 20 dB
Category T3	20 dB to 30 dB
Category T4	> 30 dB

Cursor:
Diff = 1.64 dB
BWC Factor = 10.80 dB
Location: 16.5, -1.2, 3.7 mm

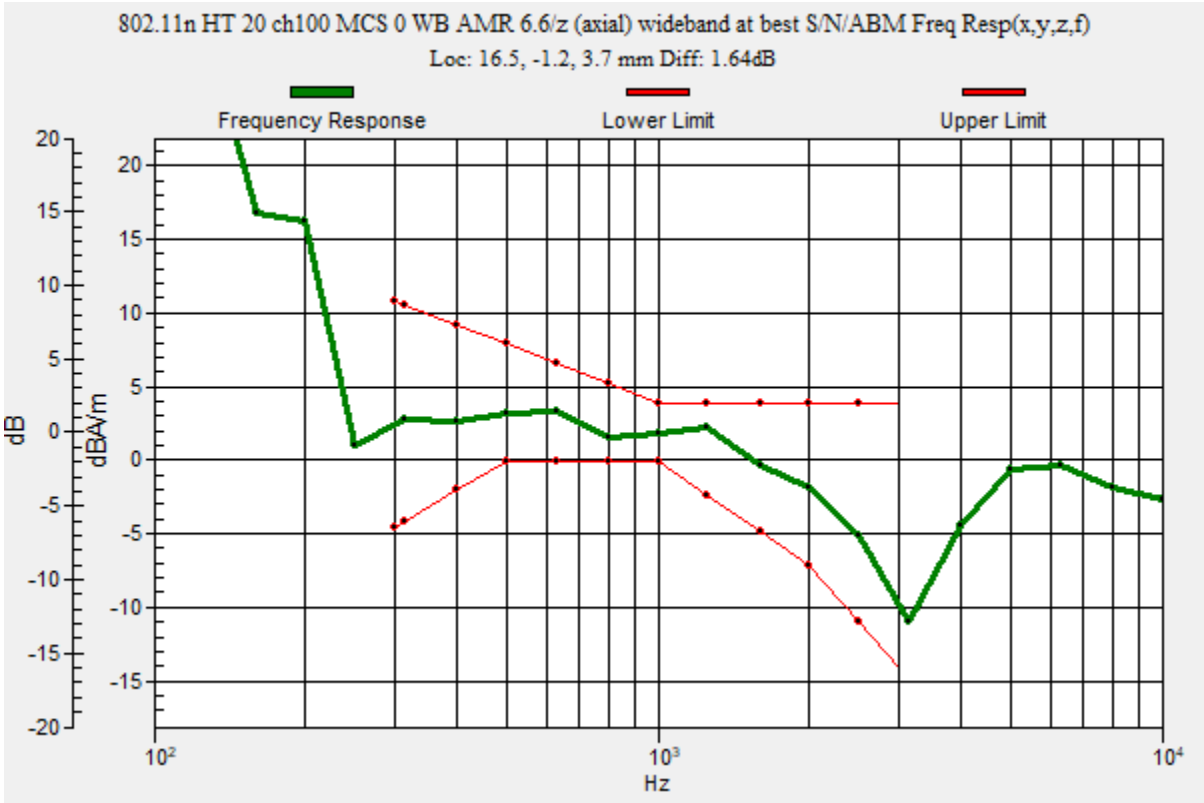

VoWiFi

Communication System: UID 0, IEEE 802.11a/n/ac 5 GHz Band (0); Frequency: 5500 MHz; Duty Cycle: 1:1
Phantom section: TCoil Section
DASY5 Configuration:
- Probe: AM1DV3 - 3140; ; Calibrated: 2019-09-16
- Sensor-Surface: 0mm (Fix Surface)
- Electronics: DAE4 Sn1447; Calibrated: 2019-03-21
- Phantom: HAC Test Arch with AMCC; Type: SD HAC P01 BB
- Measurement SW: DASY52, Version 52.10 (2);SEMCAD X Version 14.6.12 (7470)

T-Coil scan (scan for ANSI C63.19 2011 compliance)/VoWiFi Ant1 802.11n HT20 MCS0 ch100 WB AMR6.6/z (axial) 4.2mm 50 x 50/ABM Interpolated SNR(x,y,z) (121x121x1):

Interpolated grid: dx=1.000 mm, dy=1.000 mm
Signal Type: Audio File (.wav) 48k_voice_1kHz_1s.wav
Output Gain: 15.33
Measure Window Start: 300ms
Measure Window Length: 1000ms
BWC applied: 0.16 dB
Device Reference Point: 0, 0, -6.3 mm

Cursor:
ABM1/ABM2 = 46.70 dB
ABM1 comp = 1.86 dBA/m
ABM2 = -44.84 dBA/m
BWC Factor = 0.16 dB
Location: 17.9, -2.9, 3.7 mm



0 dB = 1.000 = 0.00 dB

VoWiFi

Communication System: UID 0, IEEE 802.11a/n/ac 5 GHz Band (0); Frequency: 5500 MHz; Duty Cycle: 1:1
Phantom section: TCoil Section
DASY5 Configuration:
- Probe: AM1DV3 - 3140; ; Calibrated: 2019-09-16
- Sensor-Surface: 0mm (Fix Surface)
- Electronics: DAE4 Sn1447; Calibrated: 2019-03-21
- Phantom: HAC Test Arch with AMCC; Type: SD HAC P01 BB
- Measurement SW: DASY52, Version 52.10 (2);SEMCAD X Version 14.6.12 (7470)

T-Coil scan (scan for ANSI C63.19 2011 compliance)/VoWiFi Ant1 802.11n HT20 MCS0 ch100 WB AMR6.6/y (transversal) 4.2mm 50 x 50/ABM Interpolated SNR(x,y,z) (121x121x1): Interpolated grid: dx=1.000 mm, dy=1.000 mm

Signal Type: Audio File (.wav) 48k_voice_1kHz_1s.wav
Output Gain: 15.33
Measure Window Start: 300ms
Measure Window Length: 1000ms
BWC applied: 0.16 dB
Device Reference Point: 0, 0, -6.3 mm

Cursor:
ABM1/ABM2 = 35.44 dB
ABM1 comp = -7.11 dBA/m
ABM2 = -42.55 dBA/m
BWC Factor = 0.16 dB
Location: 19.6, 6.7, 3.7 mm



0 dB = 1.000 = 0.00 dB

VoWiFi

Communication System: UID 0, IEEE 802.11a/n/ac 5 GHz Band (0); Frequency: 5745 MHz;Duty Cycle: 1:1

T-Coil scan (scan for ANSI C63.19 2011 compliance)/VoWiFi Ant1 802.11n HT20 MCS0 ch149 WB AMR6.6/z (axial) wideband at best S/N/ABM Freq Resp(x,y,z,f) (1x1x1):

Measurement grid: dx=10mm, dy=10mm
Signal Type: Audio File (.wav) 48k_voice_300-3000_2s.wav
Output Gain: 30.06
Measure Window Start: 300ms
Measure Window Length: 2000ms
BWC applied: 10.80 dB
Device Reference Point: 0, 0, -6.3 mm

Category	Telephone parameters WD signal quality [(signal+noise)-to-noise ratio in decibels]
Category T1	0 dB to 10 dB
Category T2	10 dB to 20 dB
Category T3	20 dB to 30 dB
Category T4	> 30 dB

Cursor:
Diff = 2.00 dB
BWC Factor = 10.80 dB
Location: 16.2, -1.2, 3.7 mm

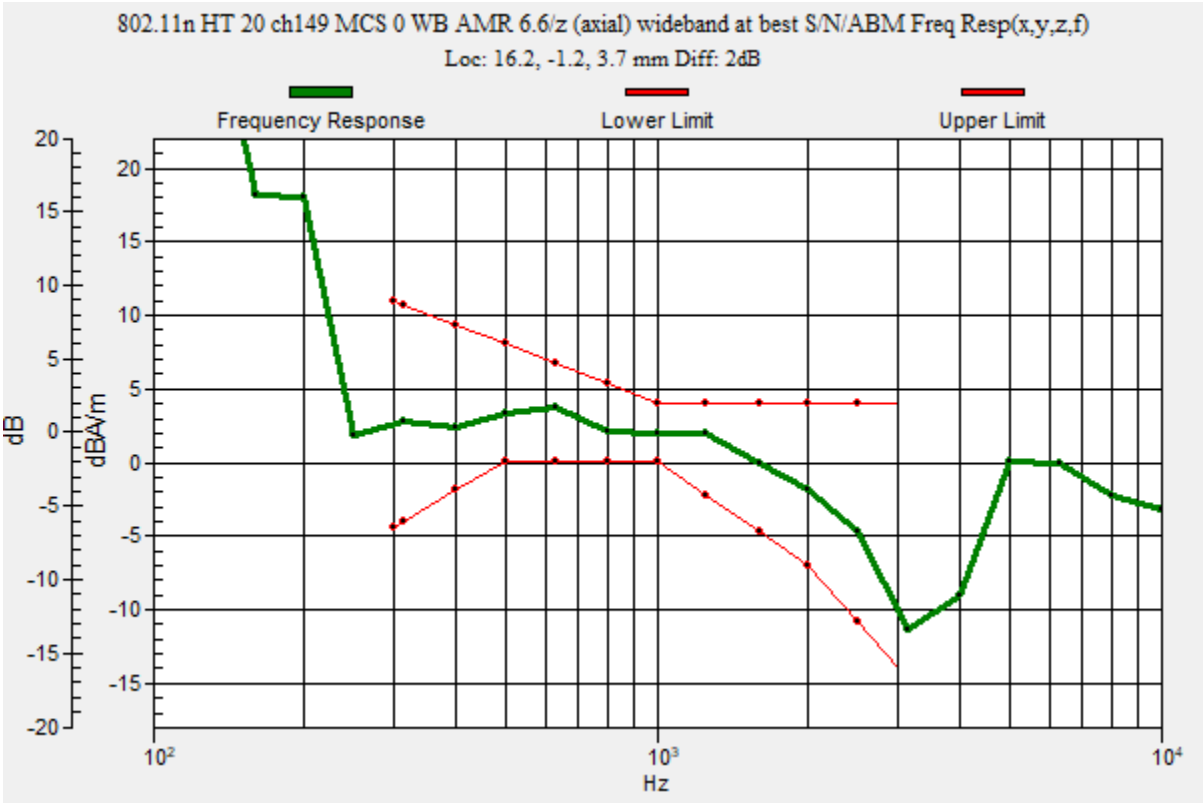

VoWiFi

Communication System: UID 0, IEEE 802.11a/n/ac 5 GHz Band (0); Frequency: 5745 MHz; Duty Cycle: 1:1
Phantom section: TCoil Section
DASY5 Configuration:
- Probe: AM1DV3 - 3140; ; Calibrated: 2019-09-16
- Sensor-Surface: 0mm (Fix Surface)
- Electronics: DAE4 Sn1447; Calibrated: 2019-03-21
- Phantom: HAC Test Arch with AMCC; Type: SD HAC P01 BB
- Measurement SW: DASY52, Version 52.10 (2);SEMCAD X Version 14.6.12 (7470)

T-Coil scan (scan for ANSI C63.19 2011 compliance)/VoWiFi Ant1 802.11n HT20 MCS0 ch149 WB AMR6.6/z (axial) 4.2mm 50 x 50/ABM Interpolated SNR(x,y,z) (121x121x1):

Interpolated grid: dx=1.000 mm, dy=1.000 mm
Signal Type: Audio File (.wav) 48k_voice_1kHz_1s.wav
Output Gain: 15.33
Measure Window Start: 300ms
Measure Window Length: 1000ms
BWC applied: 0.16 dB
Device Reference Point: 0, 0, -6.3 mm

Cursor:
ABM1/ABM2 = 45.96 dB
ABM1 comp = 2.08 dBA/m
ABM2 = -43.88 dBA/m
BWC Factor = 0.16 dB
Location: 17.9, -3.8, 3.7 mm



0 dB = 1.000 = 0.00 dB

VoWiFi

Communication System: UID 0, IEEE 802.11a/n/ac 5 GHz Band (0); Frequency: 5745 MHz; Duty Cycle: 1:1
Phantom section: TCoil Section
DASY5 Configuration:
- Probe: AM1DV3 - 3140; ; Calibrated: 2019-09-16
- Sensor-Surface: 0mm (Fix Surface)
- Electronics: DAE4 Sn1447; Calibrated: 2019-03-21
- Phantom: HAC Test Arch with AMCC; Type: SD HAC P01 BB
- Measurement SW: DASY52, Version 52.10 (2);SEMCAD X Version 14.6.12 (7470)

T-Coil scan (scan for ANSI C63.19 2011 compliance)/VoWiFi Ant1 802.11n HT20 MCS0 ch149 WB AMR6.6/y (transversal) 4.2mm 50 x 50/ABM Interpolated SNR(x,y,z) (121x121x1): Interpolated grid: dx=1.000 mm, dy=1.000 mm

Signal Type: Audio File (.wav) 48k_voice_1kHz_1s.wav
Output Gain: 15.33
Measure Window Start: 300ms
Measure Window Length: 1000ms
BWC applied: 0.16 dB
Device Reference Point: 0, 0, -6.3 mm

Cursor:
ABM1/ABM2 = 33.96 dB
ABM1 comp = -7.13 dBA/m
ABM2 = -41.09 dBA/m
BWC Factor = 0.16 dB
Location: 18.3, -9.6, 3.7 mm



0 dB = 1.000 = 0.00 dB

OTT EDGE

Communication System: UID 0, GPRS-FDD (TDMA, GMSK, 2 slot) (0); Frequency: 848.8 MHz;Duty Cycle: 1:4.00037

T-Coil scan (scan for ANSI C63.19 2011 compliance)/OTT GSM850 EGPRS 2slots ch251 codec40/z (axial) wideband at best S/N/ABM Freq Resp(x,y,z,f) (1x1x1): Measurement grid: dx=10mm, dy=10mm

Signal Type: Audio File (.wav) 48k_voice_300-3000_2s.wav
Output Gain: 39.17
Measure Window Start: 10000ms
Measure Window Length: 6000ms
BWC applied: 10.80 dB
Device Reference Point: 0, 0, -6.3 mm

Category	Telephone parameters WD signal quality [(signal+noise)-to-noise ratio in decibels]
Category T1	0 dB to 10 dB
Category T2	10 dB to 20 dB
Category T3	20 dB to 30 dB
Category T4	> 30 dB

Cursor:
Diff = 1.79 dB
BWC Factor = 10.80 dB
Location: 15.8, -0.8, 3.7 mm

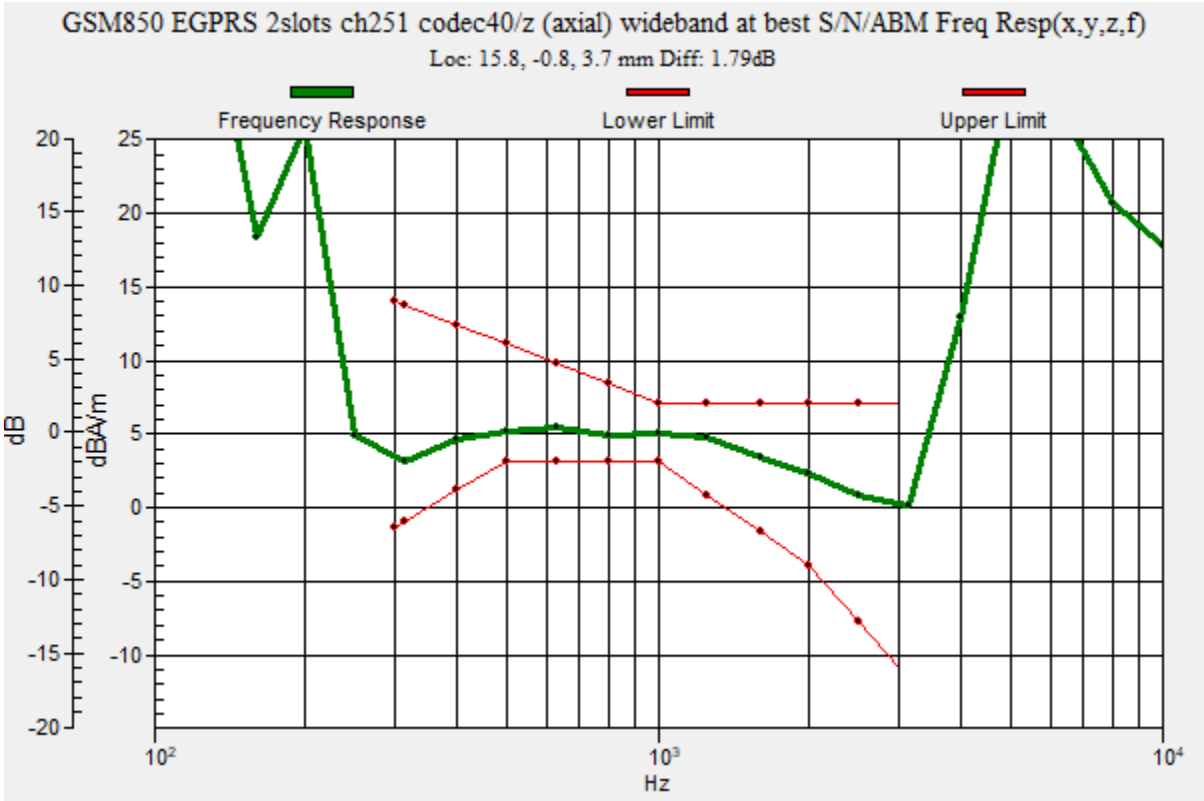

OTT EDGE

Communication System: UID 0, GPRS-FDD (TDMA, GMSK, 2 slot) (0); Frequency: 848.8 MHz; Duty Cycle: 1:4.00037
Phantom section: TCoil Section
DASY5 Configuration:
- Probe: AM1DV3 - 3140; ; Calibrated: 2019-09-16
- Sensor-Surface: 0mm (Fix Surface)
- Electronics: DAE4 Sn1447; Calibrated: 2019-03-21
- Phantom: HAC Test Arch with AMCC; Type: SD HAC P01 BB
- Measurement SW: DASY52, Version 52.10 (2);SEMCAD X Version 14.6.12 (7470)

T-Coil scan (scan for ANSI C63.19 2011 compliance)/OTT GSM850 EGPRS 2slots ch251 codec40/z (axial) 4.2mm 50 x 50/ABM Interpolated SNR(x,y,z) (121x121x1): Interpolated grid: dx=1.000 mm, dy=1.000 mm

Signal Type: Audio File (.wav) 48k_voice_1kHz_1s.wav
Output Gain: 19.98
Measure Window Start: 300ms
Measure Window Length: 3000ms
BWC applied: 0.16 dB
Device Reference Point: 0, 0, -6.3 mm

Cursor:
ABM1/ABM2 = 30.38 dB
ABM1 comp = 5.78 dBA/m
ABM2 = -24.60 dBA/m
BWC Factor = 0.16 dB
Location: 18.8, -2.9, 3.7 mm



0 dB = 1.000 = 0.00 dB

OTT EDGE

Communication System: UID 0, GPRS-FDD (TDMA, GMSK, 2 slot) (0); Frequency: 848.8 MHz; Duty Cycle: 1:4.00037
Phantom section: TCoil Section
DASY5 Configuration:
- Probe: AM1DV3 - 3140; ; Calibrated: 2019-09-16
- Sensor-Surface: 0mm (Fix Surface)
- Electronics: DAE4 Sn1447; Calibrated: 2019-03-21
- Phantom: HAC Test Arch with AMCC; Type: SD HAC P01 BB
- Measurement SW: DASY52, Version 52.10 (2);SEMCAD X Version 14.6.12 (7470)

T-Coil scan (scan for ANSI C63.19 2011 compliance)/OTT GSM850 EGPRS 2slots ch251 codec40/y (transversal) 4.2mm 50 x 50/ABM Interpolated SNR(x,y,z) (121x121x1):

Interpolated grid: dx=1.000 mm, dy=1.000 mm
Signal Type: Audio File (.wav) 48k_voice_1kHz_1s.wav
Output Gain: 19.98
Measure Window Start: 300ms
Measure Window Length: 3000ms
BWC applied: 0.16 dB
Device Reference Point: 0, 0, -6.3 mm

Cursor:
ABM1/ABM2 = 26.34 dB
ABM1 comp = -2.37 dBA/m
ABM2 = -28.71 dBA/m
BWC Factor = 0.16 dB
Location: 18.3, -10, 3.7 mm



0 dB = 1.000 = 0.00 dB

OTT EDGE

Communication System: UID 0, GPRS-FDD (TDMA, GMSK, 2 slot) (0); Frequency: 1909.8 MHz;Duty Cycle: 1:4.00037

T-Coil scan (scan for ANSI C63.19 2011 compliance)/OTT GSM1900 EGPRS 2slots ch810 codec40/z (axial) wideband at best S/N/ABM Freq Resp(x,y,z,f) (1x1x1): Measurement grid: dx=10mm, dy=10mm

Signal Type: Audio File (.wav) 48k_voice_300-3000_2s.wav
Output Gain: 39.17
Measure Window Start: 10000ms
Measure Window Length: 6000ms
BWC applied: 10.80 dB
Device Reference Point: 0, 0, -6.3 mm

Category	Telephone parameters WD signal quality [(signal+noise)-to-noise ratio in decibels]
Category T1	0 dB to 10 dB
Category T2	10 dB to 20 dB
Category T3	20 dB to 30 dB
Category T4	> 30 dB

Cursor:
Diff = 2.00 dB
BWC Factor = 10.80 dB
Location: 15.8, -1.3, 3.7 mm

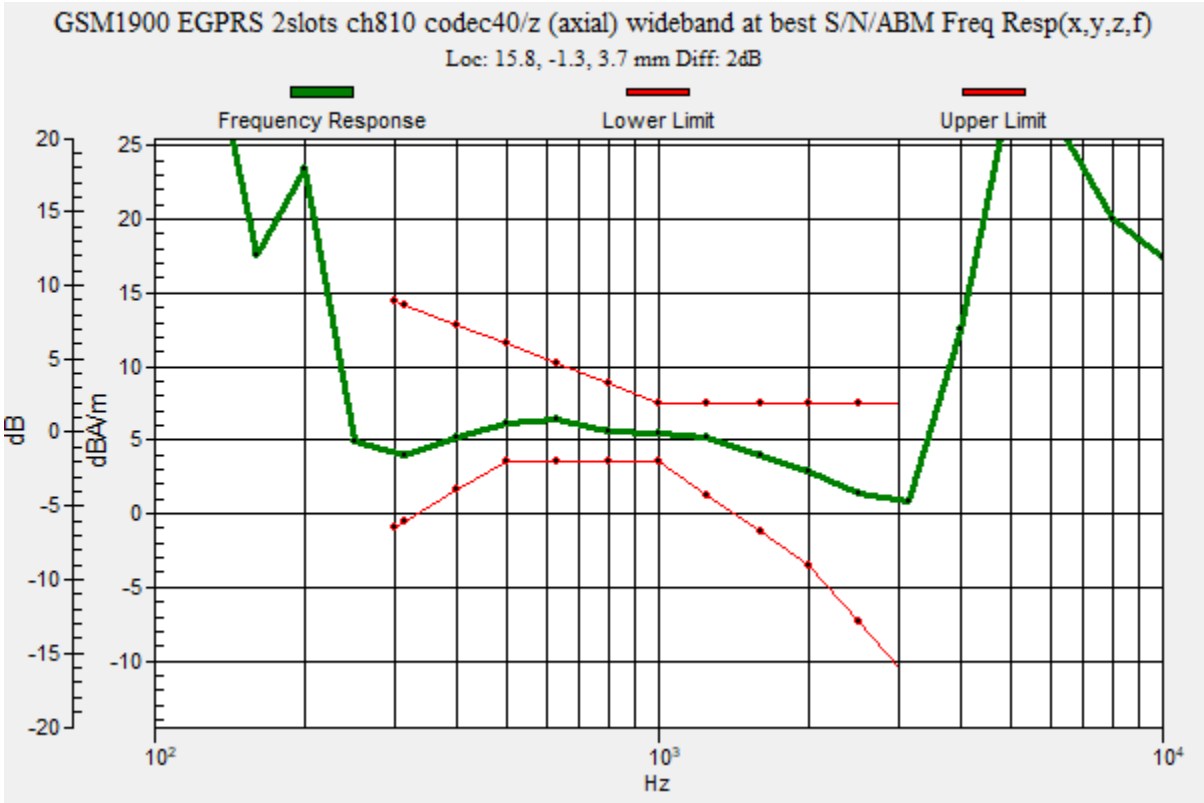

OTT EDGE

Communication System: UID 0, GPRS-FDD (TDMA, GMSK, 2 slot) (0); Frequency: 1909.8 MHz; Duty Cycle: 1:4.00037
Phantom section: TCoil Section
DASY5 Configuration:
- Probe: AM1DV3 - 3140; ; Calibrated: 2019-09-16
- Sensor-Surface: 0mm (Fix Surface)
- Electronics: DAE4 Sn1447; Calibrated: 2019-03-21
- Phantom: HAC Test Arch with AMCC; Type: SD HAC P01 BB
- Measurement SW: DASY52, Version 52.10 (2);SEMCAD X Version 14.6.12 (7470)

T-Coil scan (scan for ANSI C63.19 2011 compliance)/OTT GSM1900 EGPRS 2slots ch810 codec40/z (axial) 4.2mm 50 x 50/ABM Interpolated SNR(x,y,z) (121x121x1):

Interpolated grid: dx=1.000 mm, dy=1.000 mm
Signal Type: Audio File (.wav) 48k_voice_1kHz_1s.wav
Output Gain: 19.98
Measure Window Start: 300ms
Measure Window Length: 3000ms
BWC applied: 0.16 dB
Device Reference Point: 0, 0, -6.3 mm

Cursor:
ABM1/ABM2 = 48.89 dB
ABM1 comp = 6.20 dBA/m
ABM2 = -42.69 dBA/m
BWC Factor = 0.16 dB
Location: 17.9, -2.9, 3.7 mm



0 dB = 1.000 = 0.00 dB

OTT EDGE

Communication System: UID 0, GPRS-FDD (TDMA, GMSK, 2 slot) (0); Frequency: 1909.8 MHz; Duty Cycle: 1:4.00037
Phantom section: TCoil Section
DASY5 Configuration:
- Probe: AM1DV3 - 3140; ; Calibrated: 2019-09-16
- Sensor-Surface: 0mm (Fix Surface)
- Electronics: DAE4 Sn1447; Calibrated: 2019-03-21
- Phantom: HAC Test Arch with AMCC; Type: SD HAC P01 BB
- Measurement SW: DASY52, Version 52.10 (2);SEMCAD X Version 14.6.12 (7470)

T-Coil scan (scan for ANSI C63.19 2011 compliance)/OTT GSM1900 EGPRS 2slots ch810 codec40/y (transversal) 4.2mm 50 x 50/ABM Interpolated SNR(x,y,z) (121x121x1):

Interpolated grid: dx=1.000 mm, dy=1.000 mm
Signal Type: Audio File (.wav) 48k_voice_1kHz_1s.wav
Output Gain: 19.98
Measure Window Start: 300ms
Measure Window Length: 3000ms
BWC applied: 0.16 dB
Device Reference Point: 0, 0, -6.3 mm

Cursor:
ABM1/ABM2 = 29.12 dB
ABM1 comp = -2.21 dBA/m
ABM2 = -31.33 dBA/m
BWC Factor = 0.16 dB
Location: 19.2, -10.8, 3.7 mm



0 dB = 1.000 = 0.00 dB

OTT HSUPA

Communication System: UID 0, UMTS-FDD (WCDMA) (0); Frequency: 1907.6 MHz;Duty Cycle: 1:1

T-Coil scan (scan for ANSI C63.19 2011 compliance)/OTT WCDMA Band II HSUPA subtest1 ch9538 codec75/z (axial) wideband at best S/N/ABM Freq Resp(x,y,z,f) (1x1x1):

Measurement grid: dx=10mm, dy=10mm
Signal Type: Audio File (.wav) 48k_voice_300-3000_2s.wav
Output Gain: 39.17
Measure Window Start: 300ms
Measure Window Length: 2000ms
BWC applied: 10.80 dB
Device Reference Point: 0, 0, -6.3 mm

Category	Telephone parameters WD signal quality [(signal+noise)-to-noise ratio in decibels]
Category T1	0 dB to 10 dB
Category T2	10 dB to 20 dB
Category T3	20 dB to 30 dB
Category T4	> 30 dB

Cursor:
Diff = 1.78 dB
BWC Factor = 10.80 dB
Location: 16.3, -0.1, 3.7 mm

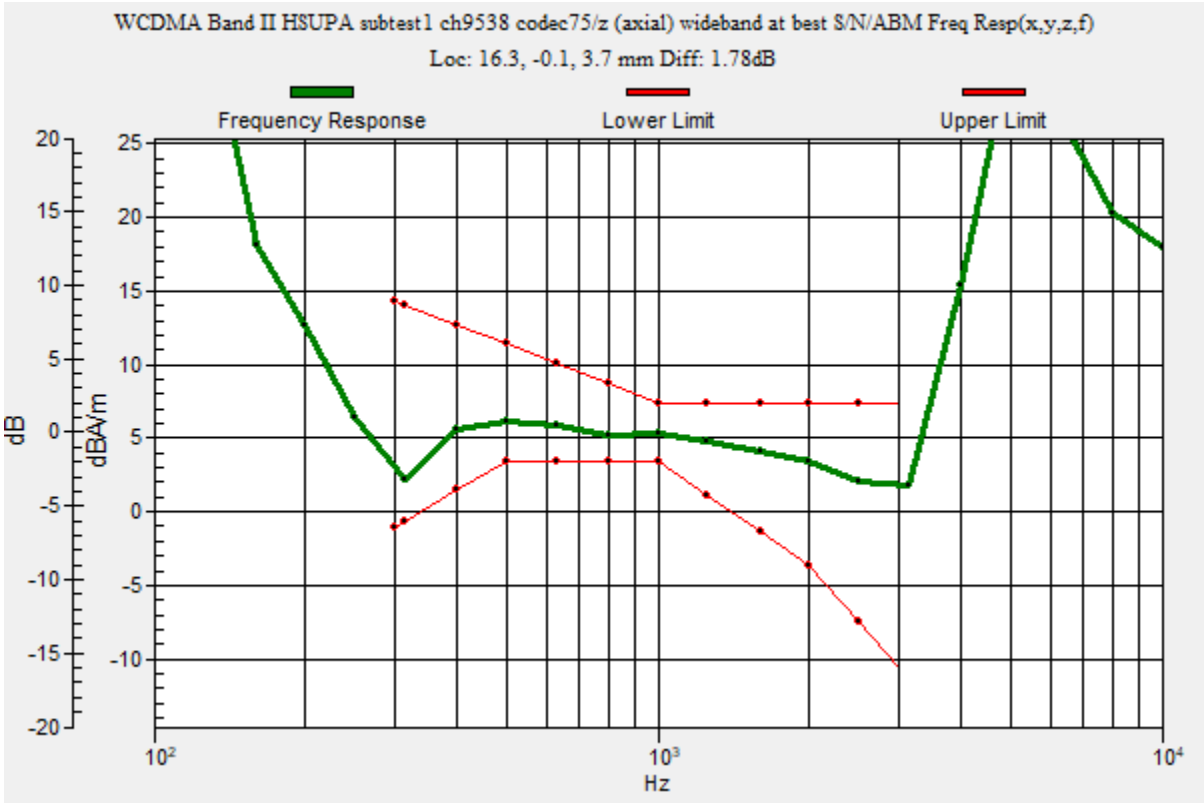

OTT HSUPA

Communication System: UID 0, UMTS-FDD (WCDMA) (0); Frequency: 1907.6 MHz; Duty Cycle: 1:1
Phantom section: TCoil Section
DASY5 Configuration:
- Probe: AM1DV3 - 3140; ; Calibrated: 2019-09-16
- Sensor-Surface: 0mm (Fix Surface)
- Electronics: DAE4 Sn1447; Calibrated: 2019-03-21
- Phantom: HAC Test Arch with AMCC; Type: SD HAC P01 BB
- Measurement SW: DASY52, Version 52.10 (2);SEMCAD X Version 14.6.12 (7470)

T-Coil scan (scan for ANSI C63.19 2011 compliance)/OTT WCDMA Band II HSUPA subtest1 ch9538 codec75/z (axial) 4.2mm 50 x 50/ABM Interpolated SNR(x,y,z) (121x121x1): Interpolated grid: dx=1.000 mm, dy=1.000 mm

Signal Type: Audio File (.wav) 48k_voice_1kHz_1s.wav
Output Gain: 19.98
Measure Window Start: 300ms
Measure Window Length: 1000ms
BWC applied: 0.16 dB
Device Reference Point: 0, 0, -6.3 mm

Cursor:
ABM1/ABM2 = 48.29 dB
ABM1 comp = 6.90 dBA/m
ABM2 = -41.39 dBA/m
BWC Factor = 0.16 dB
Location: 18.3, -3.3, 3.7 mm



0 dB = 1.000 = 0.00 dB

OTT HSUPA

Communication System: UID 0, UMTS-FDD (WCDMA) (0); Frequency: 1907.6 MHz; Duty Cycle: 1:1
Phantom section: TCoil Section
DASY5 Configuration:
- Probe: AM1DV3 - 3140; ; Calibrated: 2019-09-16
- Sensor-Surface: 0mm (Fix Surface)
- Electronics: DAE4 Sn1447; Calibrated: 2019-03-21
- Phantom: HAC Test Arch with AMCC; Type: SD HAC P01 BB
- Measurement SW: DASY52, Version 52.10 (2);SEMCAD X Version 14.6.12 (7470)

T-Coil scan (scan for ANSI C63.19 2011 compliance)/OTT WCDMA Band II HSUPA subtest1 ch9538 codec75/y (transversal) 4.2mm 50 x 50/ABM Interpolated SNR(x,y,z) (121x121x1): Interpolated grid: dx=1.000 mm, dy=1.000 mm

Signal Type: Audio File (.wav) 48k_voice_1kHz_1s.wav
Output Gain: 19.98
Measure Window Start: 300ms
Measure Window Length: 1000ms
BWC applied: 0.16 dB
Device Reference Point: 0, 0, -6.3 mm

Cursor:
ABM1/ABM2 = 40.34 dB
ABM1 comp = -2.22 dBA/m
ABM2 = -42.56 dBA/m
BWC Factor = 0.16 dB
Location: 18.8, 5.8, 3.7 mm



0 dB = 1.000 = 0.00 dB

OTT HSUPA

Communication System: UID 0, UMTS-FDD (WCDMA) (0); Frequency: 1752.6 MHz;Duty Cycle: 1:1

T-Coil scan (scan for ANSI C63.19 2011 compliance)/OTT WCDMA Band IV HSUPA subtest1 ch1513 codec75/z (axial) wideband at best S/N/ABM Freq Resp(x,y,z,f) (1x1x1):

Measurement grid: dx=10mm, dy=10mm
Signal Type: Audio File (.wav) 48k_voice_300-3000_2s.wav
Output Gain: 39.17
Measure Window Start: 300ms
Measure Window Length: 2000ms
BWC applied: 10.80 dB
Device Reference Point: 0, 0, -6.3 mm

Category	Telephone parameters WD signal quality [(signal+noise)-to-noise ratio in decibels]
Category T1	0 dB to 10 dB
Category T2	10 dB to 20 dB
Category T3	20 dB to 30 dB
Category T4	> 30 dB

Cursor:
Diff = 2.00 dB
BWC Factor = 10.80 dB
Location: 16.2, -0.4, 3.7 mm

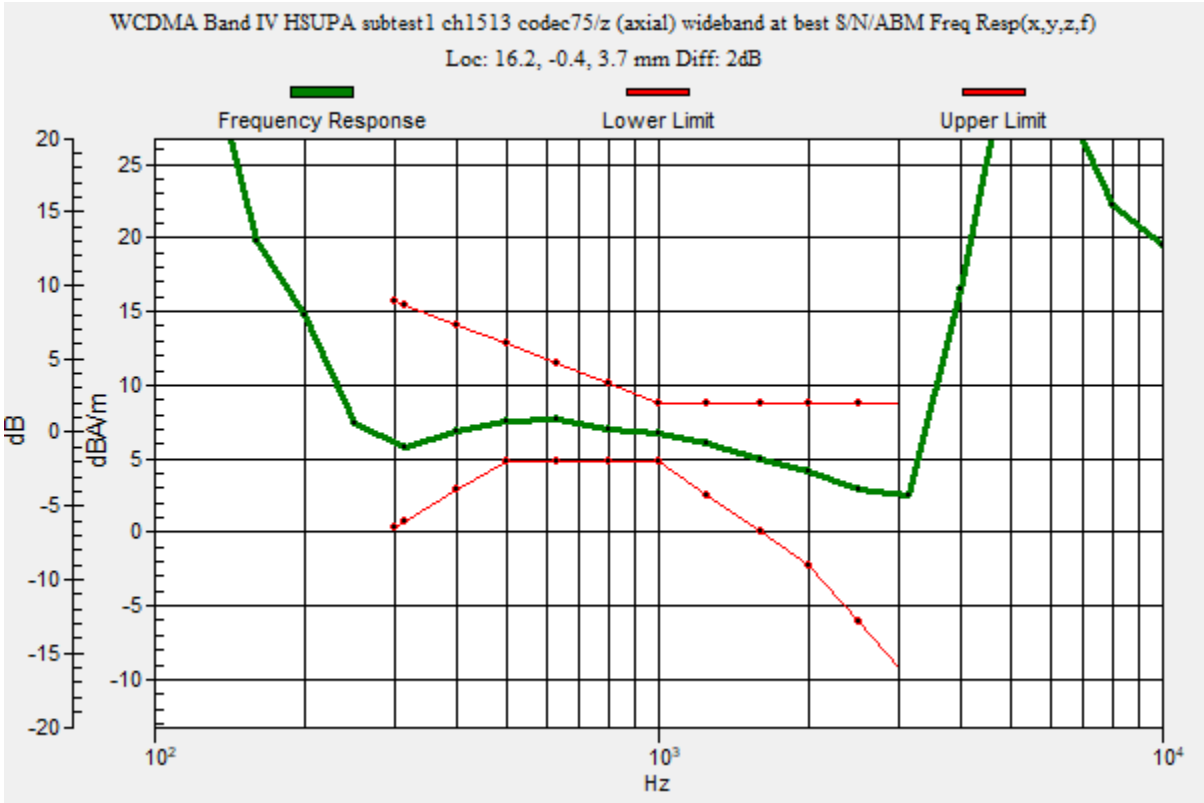

OTT HSUPA

Communication System: UID 0, UMTS-FDD (WCDMA) (0); Frequency: 1752.6 MHz; Duty Cycle: 1:1
Phantom section: TCoil Section
DASY5 Configuration:
- Probe: AM1DV3 - 3140; ; Calibrated: 2019-09-16
- Sensor-Surface: 0mm (Fix Surface)
- Electronics: DAE4 Sn1447; Calibrated: 2019-03-21
- Phantom: HAC Test Arch with AMCC; Type: SD HAC P01 BB
- Measurement SW: DASY52, Version 52.10 (2);SEMCAD X Version 14.6.12 (7470)

T-Coil scan (scan for ANSI C63.19 2011 compliance)/OTT WCDMA Band IV HSUPA subtest1 ch1513 codec75/z (axial) 4.2mm 50 x 50/ABM Interpolated SNR(x,y,z) (121x121x1): Interpolated grid: dx=1.000 mm, dy=1.000 mm

Signal Type: Audio File (.wav) 48k_voice_1kHz_1s.wav
Output Gain: 19.98
Measure Window Start: 300ms
Measure Window Length: 1000ms
BWC applied: 0.16 dB
Device Reference Point: 0, 0, -6.3 mm

Cursor:
ABM1/ABM2 = 49.81 dB
ABM1 comp = 6.87 dBA/m
ABM2 = -42.94 dBA/m
BWC Factor = 0.16 dB
Location: 17.5, -2.9, 3.7 mm



0 dB = 1.000 = 0.00 dB

OTT HSUPA

Communication System: UID 0, UMTS-FDD (WCDMA) (0); Frequency: 1752.6 MHz; Duty Cycle: 1:1
Phantom section: TCoil Section
DASY5 Configuration:
- Probe: AM1DV3 - 3140; ; Calibrated: 2019-09-16
- Sensor-Surface: 0mm (Fix Surface)
- Electronics: DAE4 Sn1447; Calibrated: 2019-03-21
- Phantom: HAC Test Arch with AMCC; Type: SD HAC P01 BB
- Measurement SW: DASY52, Version 52.10 (2);SEMCAD X Version 14.6.12 (7470)

T-Coil scan (scan for ANSI C63.19 2011 compliance)/OTT WCDMA Band IV HSUPA subtest1 ch1513 codec75/y (transversal) 4.2mm 50 x 50/ABM Interpolated SNR(x,y,z) (121x121x1): Interpolated grid: dx=1.000 mm, dy=1.000 mm

Signal Type: Audio File (.wav) 48k_voice_1kHz_1s.wav
Output Gain: 19.98
Measure Window Start: 300ms
Measure Window Length: 1000ms
BWC applied: 0.16 dB
Device Reference Point: 0, 0, -6.3 mm

Cursor:
ABM1/ABM2 = 40.58 dB
ABM1 comp = -1.93 dBA/m
ABM2 = -42.51 dBA/m
BWC Factor = 0.16 dB
Location: 17.9, -9.6, 3.7 mm

0 dB = 1.000 = 0.00 dB

OTT HSUPA

Communication System: UID 0, UMTS-FDD (WCDMA) (0); Frequency: 846.6 MHz;Duty Cycle: 1:1

T-Coil scan (scan for ANSI C63.19 2011 compliance)/OTT WCDMA Band V HSUPA subtest1 ch4233 codec75/z (axial) wideband at best S/N/ABM Freq Resp(x,y,z,f) (1x1x1):

Measurement grid: dx=10mm, dy=10mm
Signal Type: Audio File (.wav) 48k_voice_300-3000_2s.wav
Output Gain: 39.17
Measure Window Start: 300ms
Measure Window Length: 2000ms
BWC applied: 10.80 dB
Device Reference Point: 0, 0, -6.3 mm

Category	Telephone parameters WD signal quality [(signal+noise)-to-noise ratio in decibels]
Category T1	0 dB to 10 dB
Category T2	10 dB to 20 dB
Category T3	20 dB to 30 dB
Category T4	> 30 dB

Cursor:
Diff = 2.00 dB
BWC Factor = 10.80 dB
Location: 16, -0.7, 3.7 mm

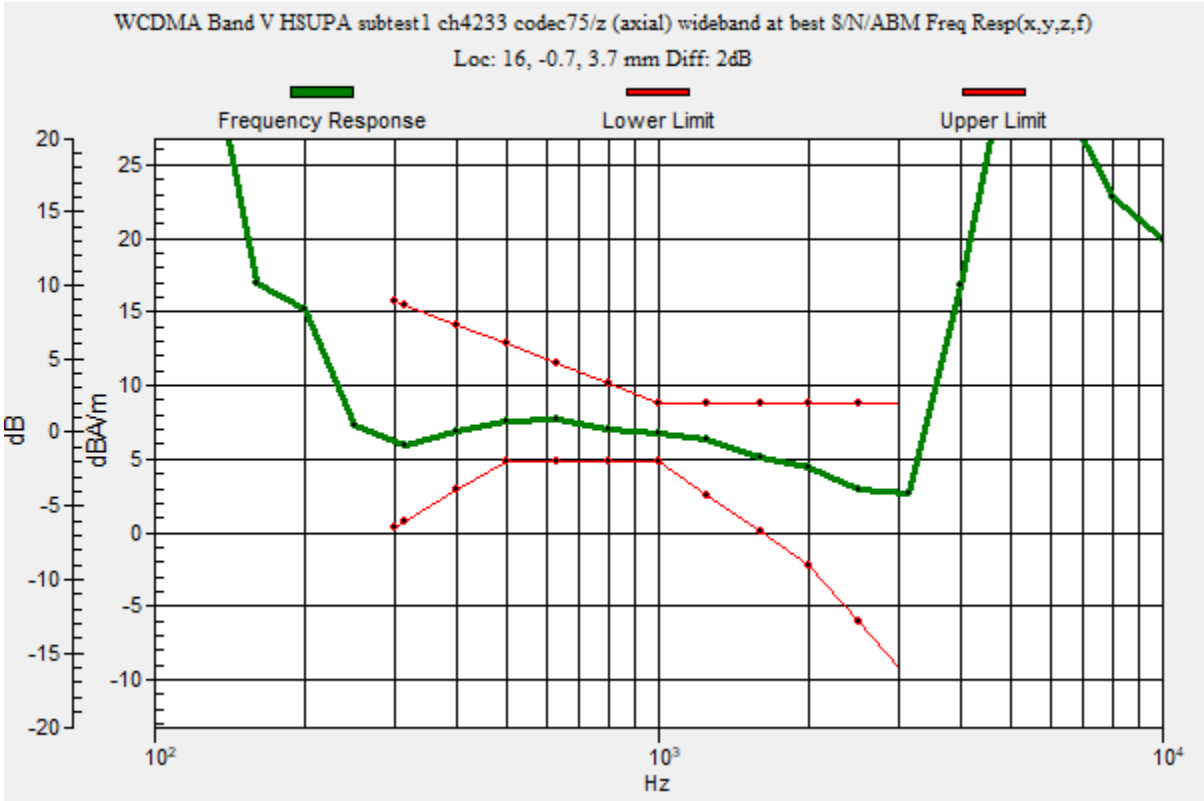

OTT HSUPA

Communication System: UID 0, UMTS-FDD (WCDMA) (0); Frequency: 846.6 MHz; Duty Cycle: 1:1
Phantom section: TCoil Section
DASY5 Configuration:
- Probe: AM1DV3 - 3140; ; Calibrated: 2019-09-16
- Sensor-Surface: 0mm (Fix Surface)
- Electronics: DAE4 Sn1447; Calibrated: 2019-03-21
- Phantom: HAC Test Arch with AMCC; Type: SD HAC P01 BB
- Measurement SW: DASY52, Version 52.10 (2);SEMCAD X Version 14.6.12 (7470)

T-Coil scan (scan for ANSI C63.19 2011 compliance)/OTT WCDMA Band V HSUPA subtest1 ch4233 codec75/z (axial) 4.2mm 50 x 50/ABM Interpolated SNR(x,y,z) (121x121x1): Interpolated grid: dx=1.000 mm, dy=1.000 mm

Signal Type: Audio File (.wav) 48k_voice_1kHz_1s.wav
Output Gain: 19.98
Measure Window Start: 300ms
Measure Window Length: 1000ms
BWC applied: 0.16 dB
Device Reference Point: 0, 0, -6.3 mm

Cursor:
ABM1/ABM2 = 50.37 dB
ABM1 comp = 6.91 dBA/m
ABM2 = -43.46 dBA/m
BWC Factor = 0.16 dB
Location: 17.5, -2.9, 3.7 mm



0 dB = 1.000 = 0.00 dB

OTT HSUPA

Communication System: UID 0, UMTS-FDD (WCDMA) (0); Frequency: 846.6 MHz; Duty Cycle: 1:1
Phantom section: TCoil Section
DASY5 Configuration:
- Probe: AM1DV3 - 3140; ; Calibrated: 2019-09-16
- Sensor-Surface: 0mm (Fix Surface)
- Electronics: DAE4 Sn1447; Calibrated: 2019-03-21
- Phantom: HAC Test Arch with AMCC; Type: SD HAC P01 BB
- Measurement SW: DASY52, Version 52.10 (2);SEMCAD X Version 14.6.12 (7470)

T-Coil scan (scan for ANSI C63.19 2011 compliance)/OTT WCDMA Band V HSUPA subtest1 ch4233 codec75/y (transversal) 4.2mm 50 x 50/ABM Interpolated SNR(x,y,z) (121x121x1): Interpolated grid: dx=1.000 mm, dy=1.000 mm

Signal Type: Audio File (.wav) 48k_voice_1kHz_1s.wav
Output Gain: 19.98
Measure Window Start: 300ms
Measure Window Length: 1000ms
BWC applied: 0.16 dB
Device Reference Point: 0, 0, -6.3 mm

Cursor:
ABM1/ABM2 = 41.41 dB
ABM1 comp = -1.72 dBA/m
ABM2 = -43.13 dBA/m
BWC Factor = 0.16 dB
Location: 17.5, -10, 3.7 mm

0 dB = 1.000 = 0.00 dB

OTT LTE

Communication System: UID 0, LTE (FDD) (0); Frequency: 1880 MHz;Duty Cycle: 1:1

T-Coil scan (scan for ANSI C63.19 2011 compliance)/OTT LTE Band 2 20MHz QPSK RB1/0 ch18900 codec75/z (axial) wideband at best S/N/ABM Freq Resp(x,y,z,f) (1x1x1):

Measurement grid: dx=10mm, dy=10mm
Signal Type: Audio File (.wav) 48k_voice_300-3000_2s.wav
Output Gain: 39.17
Measure Window Start: 300ms
Measure Window Length: 2000ms
BWC applied: 10.80 dB
Device Reference Point: 0, 0, -6.3 mm

Category	Telephone parameters WD signal quality [(signal+noise)-to-noise ratio in decibels]
Category T1	0 dB to 10 dB
Category T2	10 dB to 20 dB
Category T3	20 dB to 30 dB
Category T4	> 30 dB

Cursor:
Diff = 2.00 dB
BWC Factor = 10.80 dB
Location: 16.2, -2.7, 3.7 mm

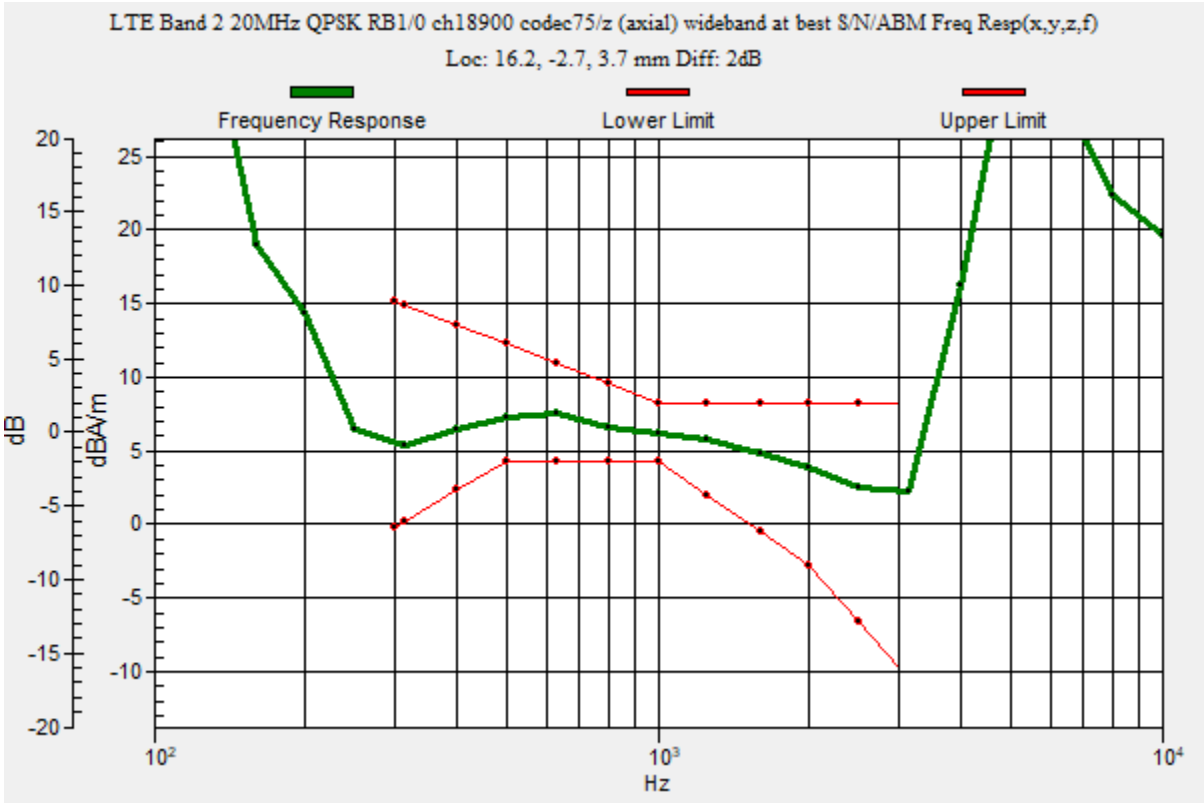

OTT LTE

Communication System: UID 0, LTE (FDD) (0); Frequency: 1880 MHz; Duty Cycle: 1:1
Phantom section: TCoil Section
DASY5 Configuration:
- Probe: AM1DV3 - 3140; ; Calibrated: 2019-09-16
- Sensor-Surface: 0mm (Fix Surface)
- Electronics: DAE4 Sn1447; Calibrated: 2019-03-21
- Phantom: HAC Test Arch with AMCC; Type: SD HAC P01 BB
- Measurement SW: DASY52, Version 52.10 (2);SEMCAD X Version 14.6.12 (7470)

T-Coil scan (scan for ANSI C63.19 2011 compliance)/OTT LTE Band 2 20MHz QPSK RB1/0 ch18900 codec75/z (axial) 4.2mm 50 x 50/ABM Interpolated SNR(x,y,z) (121x121x1): Interpolated grid: dx=1.000 mm, dy=1.000 mm

Signal Type: Audio File (.wav) 48k_voice_1kHz_1s.wav
Output Gain: 19.98
Measure Window Start: 300ms
Measure Window Length: 1000ms
BWC applied: 0.16 dB
Device Reference Point: 0, 0, -6.3 mm

Cursor:
ABM1/ABM2 = 47.87 dB
ABM1 comp = 6.14 dBA/m
ABM2 = -41.73 dBA/m
BWC Factor = 0.16 dB
Location: 18.8, -2.9, 3.7 mm



0 dB = 1.000 = 0.00 dB

OTT LTE

Communication System: UID 0, LTE (FDD) (0); Frequency: 1880 MHz; Duty Cycle: 1:1
Phantom section: TCoil Section
DASY5 Configuration:
- Probe: AM1DV3 - 3140; ; Calibrated: 2019-09-16
- Sensor-Surface: 0mm (Fix Surface)
- Electronics: DAE4 Sn1447; Calibrated: 2019-03-21
- Phantom: HAC Test Arch with AMCC; Type: SD HAC P01 BB
- Measurement SW: DASY52, Version 52.10 (2);SEMCAD X Version 14.6.12 (7470)

T-Coil scan (scan for ANSI C63.19 2011 compliance)/OTT LTE Band 2 20MHz QPSK RB1/0 ch18900 codec75/y (transversal) 4.2mm 50 x 50/ABM Interpolated SNR(x,y,z) (121x121x1): Interpolated grid: dx=1.000 mm, dy=1.000 mm

Signal Type: Audio File (.wav) 48k_voice_1kHz_1s.wav
Output Gain: 19.98
Measure Window Start: 300ms
Measure Window Length: 1000ms
BWC applied: 0.16 dB
Device Reference Point: 0, 0, -6.3 mm

Cursor:
ABM1/ABM2 = 39.28 dB
ABM1 comp = -2.56 dBA/m
ABM2 = -41.84 dBA/m
BWC Factor = 0.16 dB
Location: 18.3, 6.2, 3.7 mm

0 dB = 1.000 = 0.00 dB

OTT LTE

Communication System: UID 0, LTE (FDD) (0); Frequency: 836.5 MHz;Duty Cycle: 1:1

T-Coil scan (scan for ANSI C63.19 2011 compliance)/OTT LTE Band 5 10MHz QPSK RB1/0 ch20525 codec75/z (axial) wideband at best S/N/ABM Freq Resp(x,y,z,f) (1x1x1):

Measurement grid: dx=10mm, dy=10mm
Signal Type: Audio File (.wav) 48k_voice_300-3000_2s.wav
Output Gain: 39.17
Measure Window Start: 300ms
Measure Window Length: 2000ms
BWC applied: 10.80 dB
Device Reference Point: 0, 0, -6.3 mm

Category	Telephone parameters WD signal quality [(signal+noise)-to-noise ratio in decibels]
Category T1	0 dB to 10 dB
Category T2	10 dB to 20 dB
Category T3	20 dB to 30 dB
Category T4	> 30 dB

Cursor:
Diff = 2.00 dB
BWC Factor = 10.80 dB
Location: 15.7, -1.5, 3.7 mm

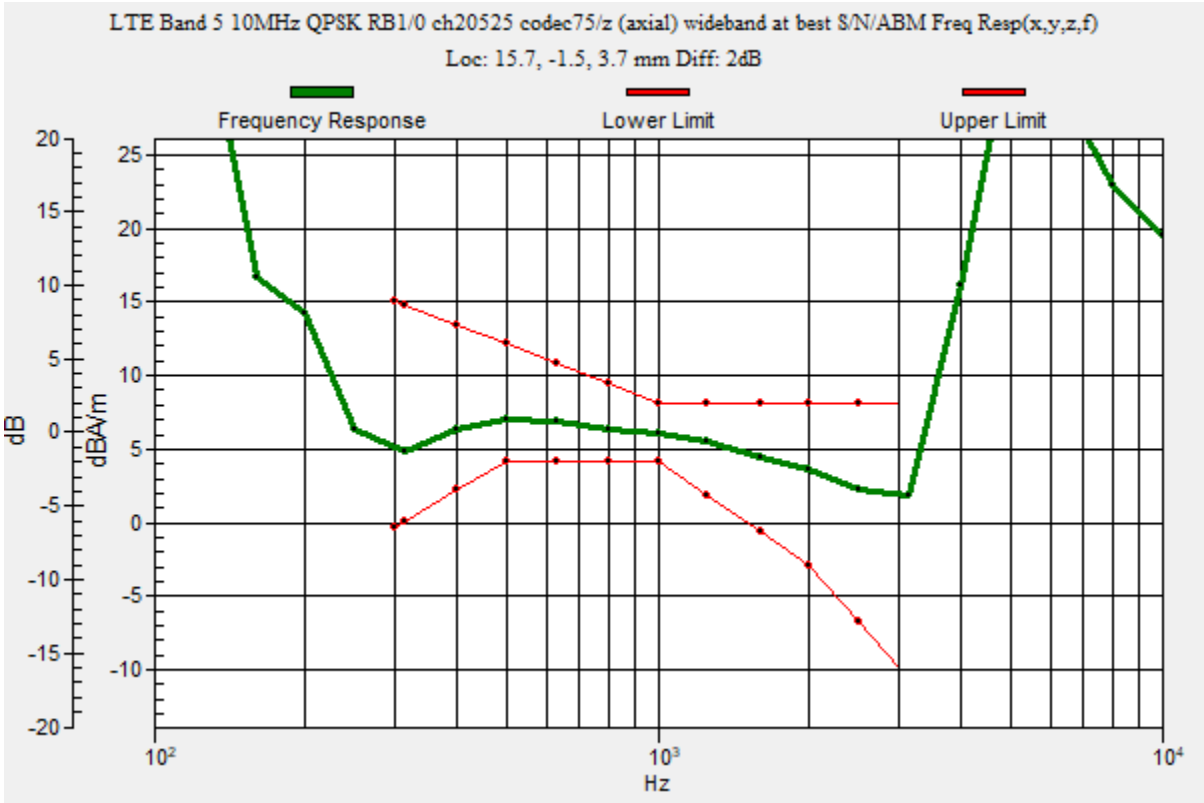

OTT LTE

Communication System: UID 0, LTE (FDD) (0); Frequency: 836.5 MHz; Duty Cycle: 1:1
Phantom section: TCoil Section
DASY5 Configuration:
- Probe: AM1DV3 - 3140; ; Calibrated: 2019-09-16
- Sensor-Surface: 0mm (Fix Surface)
- Electronics: DAE4 Sn1447; Calibrated: 2019-03-21
- Phantom: HAC Test Arch with AMCC; Type: SD HAC P01 BB
- Measurement SW: DASY52, Version 52.10 (2);SEMCAD X Version 14.6.12 (7470)

T-Coil scan (scan for ANSI C63.19 2011 compliance)/OTT LTE Band 5 10MHz QPSK RB1/0 ch20525 codec75/z (axial) 4.2mm 50 x 50/ABM Interpolated SNR(x,y,z) (121x121x1): Interpolated grid: dx=1.000 mm, dy=1.000 mm

Signal Type: Audio File (.wav) 48k_voice_1kHz_1s.wav
Output Gain: 19.98
Measure Window Start: 300ms
Measure Window Length: 1000ms
BWC applied: 0.16 dB
Device Reference Point: 0, 0, -6.3 mm

Cursor:
ABM1/ABM2 = 45.68 dB
ABM1 comp = 6.19 dBA/m
ABM2 = -39.49 dBA/m
BWC Factor = 0.16 dB
Location: 18.3, -2.9, 3.7 mm



0 dB = 1.000 = 0.00 dB

OTT LTE

Communication System: UID 0, LTE (FDD) (0); Frequency: 836.5 MHz; Duty Cycle: 1:1
Phantom section: TCoil Section
DASY5 Configuration:
- Probe: AM1DV3 - 3140; ; Calibrated: 2019-09-16
- Sensor-Surface: 0mm (Fix Surface)
- Electronics: DAE4 Sn1447; Calibrated: 2019-03-21
- Phantom: HAC Test Arch with AMCC; Type: SD HAC P01 BB
- Measurement SW: DASY52, Version 52.10 (2);SEMCAD X Version 14.6.12 (7470)

T-Coil scan (scan for ANSI C63.19 2011 compliance)/OTT LTE Band 5 10MHz QPSK RB1/0 ch20525 codec75/y (transversal) 4.2mm 50 x 50/ABM Interpolated SNR(x,y,z) (121x121x1): Interpolated grid: dx=1.000 mm, dy=1.000 mm

Signal Type: Audio File (.wav) 48k_voice_1kHz_1s.wav
Output Gain: 19.98
Measure Window Start: 300ms
Measure Window Length: 1000ms
BWC applied: 0.16 dB
Device Reference Point: 0, 0, -6.3 mm

Cursor:
ABM1/ABM2 = 36.21 dB
ABM1 comp = -2.41 dBA/m
ABM2 = -38.62 dBA/m
BWC Factor = 0.16 dB
Location: 18.8, -10, 3.7 mm

0 dB = 1.000 = 0.00 dB

OTT LTE

Communication System: UID 0, LTE (FDD) (0); Frequency: 707.5 MHz;Duty Cycle: 1:1

T-Coil scan (scan for ANSI C63.19 2011 compliance)/OTT LTE Band 12 10MHz QPSK RB1/0 ch23095 codec75/z (axial) wideband at best S/N/ABM Freq Resp(x,y,z,f) (1x1x1):

Measurement grid: dx=10mm, dy=10mm
Signal Type: Audio File (.wav) 48k_voice_300-3000_2s.wav
Output Gain: 39.17
Measure Window Start: 300ms
Measure Window Length: 2000ms
BWC applied: 10.80 dB
Device Reference Point: 0, 0, -6.3 mm

Category	Telephone parameters WD signal quality [(signal+noise)-to-noise ratio in decibels]
Category T1	0 dB to 10 dB
Category T2	10 dB to 20 dB
Category T3	20 dB to 30 dB
Category T4	> 30 dB

Cursor:
Diff = 2.00 dB
BWC Factor = 10.80 dB
Location: 16.5, -2.7, 3.7 mm

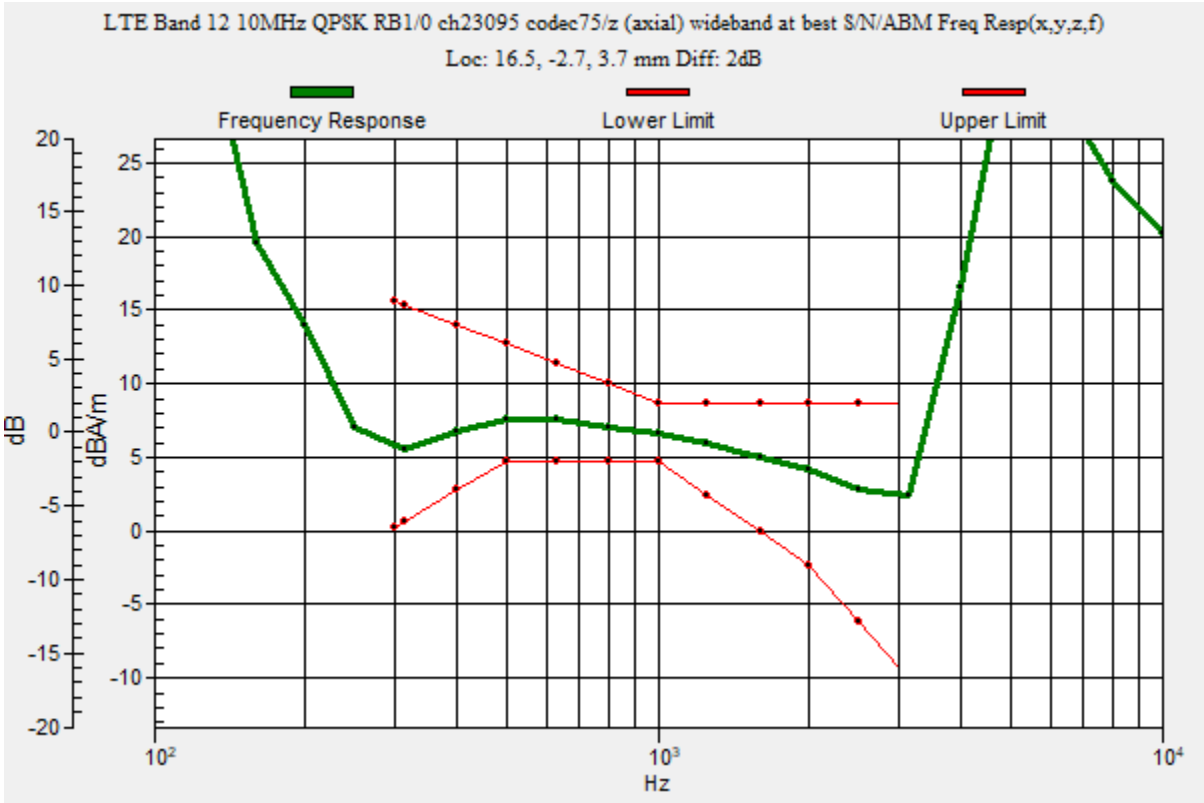

OTT LTE

Communication System: UID 0, LTE (FDD) (0); Frequency: 707.5 MHz; Duty Cycle: 1:1
Phantom section: TCoil Section
DASY5 Configuration:
- Probe: AM1DV3 - 3140; ; Calibrated: 2019-09-16
- Sensor-Surface: 0mm (Fix Surface)
- Electronics: DAE4 Sn1447; Calibrated: 2019-03-21
- Phantom: HAC Test Arch with AMCC; Type: SD HAC P01 BB
- Measurement SW: DASY52, Version 52.10 (2);SEMCAD X Version 14.6.12 (7470)

T-Coil scan (scan for ANSI C63.19 2011 compliance)/OTT LTE Band 12 10MHz QPSK RB1/0 ch23095 codec75/z (axial) 4.2mm 50 x 50/ABM Interpolated SNR(x,y,z) (121x121x1): Interpolated grid: dx=1.000 mm, dy=1.000 mm

Signal Type: Audio File (.wav) 48k_voice_1kHz_1s.wav
Output Gain: 19.98
Measure Window Start: 300ms
Measure Window Length: 1000ms
BWC applied: 0.16 dB
Device Reference Point: 0, 0, -6.3 mm

Cursor:
ABM1/ABM2 = 48.67 dB
ABM1 comp = 6.28 dBA/m
ABM2 = -42.39 dBA/m
BWC Factor = 0.16 dB
Location: 18.8, -2.9, 3.7 mm



0 dB = 1.000 = 0.00 dB

OTT LTE

Communication System: UID 0, LTE (FDD) (0); Frequency: 707.5 MHz; Duty Cycle: 1:1
Phantom section: TCoil Section
DASY5 Configuration:
- Probe: AM1DV3 - 3140; ; Calibrated: 2019-09-16
- Sensor-Surface: 0mm (Fix Surface)
- Electronics: DAE4 Sn1447; Calibrated: 2019-03-21
- Phantom: HAC Test Arch with AMCC; Type: SD HAC P01 BB
- Measurement SW: DASY52, Version 52.10 (2);SEMCAD X Version 14.6.12 (7470)

T-Coil scan (scan for ANSI C63.19 2011 compliance)/OTT LTE Band 12 10MHz QPSK RB1/0 ch23095 codec75/y (transversal) 4.2mm 50 x 50/ABM Interpolated SNR(x,y,z) (121x121x1): Interpolated grid: dx=1.000 mm, dy=1.000 mm

Signal Type: Audio File (.wav) 48k_voice_1kHz_1s.wav
Output Gain: 19.98
Measure Window Start: 300ms
Measure Window Length: 1000ms
BWC applied: 0.16 dB
Device Reference Point: 0, 0, -6.3 mm

Cursor:
ABM1/ABM2 = 39.56 dB
ABM1 comp = -2.40 dBA/m
ABM2 = -41.96 dBA/m
BWC Factor = 0.16 dB
Location: 18.3, -10, 3.7 mm



0 dB = 1.000 = 0.00 dB

OTT LTE

Communication System: UID 0, LTE (FDD) (0); Frequency: 1745 MHz;Duty Cycle: 1:1

T-Coil scan (scan for ANSI C63.19 2011 compliance)/OTT LTE Band 66 20MHz QPSK RB1/0 ch132322 codec75/z (axial) wideband at best S/N/ABM Freq Resp(x,y,z,f) (1x1x1):

Measurement grid: dx=10mm, dy=10mm
Signal Type: Audio File (.wav) 48k_voice_300-3000_2s.wav
Output Gain: 39.17
Measure Window Start: 300ms
Measure Window Length: 2000ms
BWC applied: 10.80 dB
Device Reference Point: 0, 0, -6.3 mm

Category	Telephone parameters WD signal quality [(signal+noise)-to-noise ratio in decibels]
Category T1	0 dB to 10 dB
Category T2	10 dB to 20 dB
Category T3	20 dB to 30 dB
Category T4	> 30 dB

Cursor:
Diff = 2.00 dB
BWC Factor = 10.80 dB
Location: 16.1, -3.1, 3.7 mm

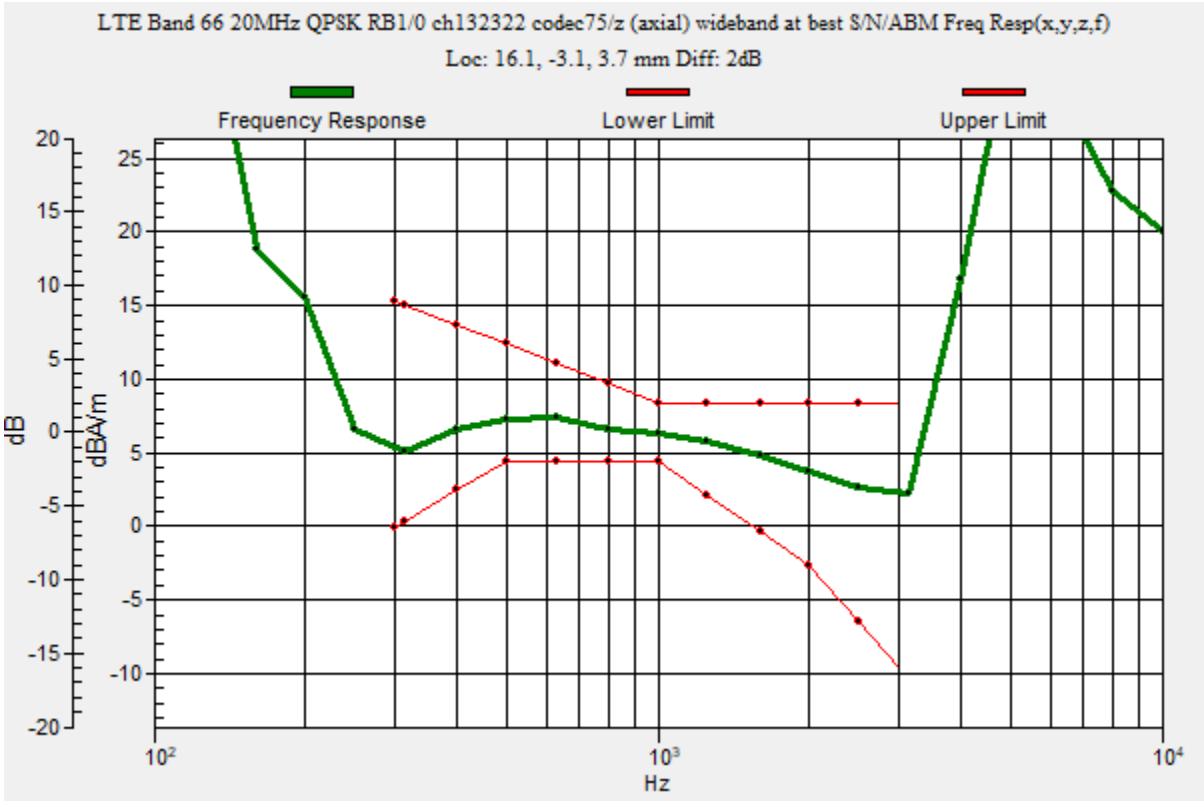

OTT LTE

Communication System: UID 0, LTE (FDD) (0); Frequency: 1745 MHz; Duty Cycle: 1:1
Phantom section: TCoil Section
DASY5 Configuration:
- Probe: AM1DV3 - 3140; ; Calibrated: 2019-09-16
- Sensor-Surface: 0mm (Fix Surface)
- Electronics: DAE4 Sn1447; Calibrated: 2019-03-21
- Phantom: HAC Test Arch with AMCC; Type: SD HAC P01 BB
- Measurement SW: DASY52, Version 52.10 (2);SEMCAD X Version 14.6.12 (7470)

T-Coil scan (scan for ANSI C63.19 2011 compliance)/OTT LTE Band 66 20MHz QPSK RB1/0 ch132322 codec75/z (axial) 4.2mm 50 x 50/ABM Interpolated SNR(x,y,z) (121x121x1): Interpolated grid: dx=1.000 mm, dy=1.000 mm

Signal Type: Audio File (.wav) 48k_voice_1kHz_1s.wav
Output Gain: 19.98
Measure Window Start: 300ms
Measure Window Length: 1000ms
BWC applied: 0.16 dB
Device Reference Point: 0, 0, -6.3 mm

Cursor:
ABM1/ABM2 = 46.69 dB
ABM1 comp = 6.25 dBA/m
ABM2 = -40.44 dBA/m
BWC Factor = 0.16 dB
Location: 18.8, -2.9, 3.7 mm



0 dB = 1.000 = 0.00 dB

OTT LTE

Communication System: UID 0, LTE (FDD) (0); Frequency: 1745 MHz; Duty Cycle: 1:1
Phantom section: TCoil Section
DASY5 Configuration:
- Probe: AM1DV3 - 3140; ; Calibrated: 2019-09-16
- Sensor-Surface: 0mm (Fix Surface)
- Electronics: DAE4 Sn1447; Calibrated: 2019-03-21
- Phantom: HAC Test Arch with AMCC; Type: SD HAC P01 BB
- Measurement SW: DASY52, Version 52.10 (2);SEMCAD X Version 14.6.12 (7470)

T-Coil scan (scan for ANSI C63.19 2011 compliance)/OTT LTE Band 66 20MHz QPSK RB1/0 ch132322 codec75/y (transversal) 4.2mm 50 x 50/ABM Interpolated SNR(x,y,z) (121x121x1): Interpolated grid: dx=1.000 mm, dy=1.000 mm

Signal Type: Audio File (.wav) 48k_voice_1kHz_1s.wav
Output Gain: 19.98
Measure Window Start: 300ms
Measure Window Length: 1000ms
BWC applied: 0.16 dB
Device Reference Point: 0, 0, -6.3 mm

Cursor:
ABM1/ABM2 = 39.42 dB
ABM1 comp = -2.18 dBA/m
ABM2 = -41.60 dBA/m
BWC Factor = 0.16 dB
Location: 18.3, 6.2, 3.7 mm



0 dB = 1.000 = 0.00 dB

OTT LTE

Communication System: UID 0, LTE (TDD) (0); Frequency: 2549.5 MHz;Duty Cycle: 1:2.30675

T-Coil scan (scan for ANSI C63.19 2011 compliance)/OTT LTE Band 41 20MHz QPSK RB1/0 ch40185 codec75/z (axial) wideband at best S/N/ABM Freq Resp(x,y,z,f) (1x1x1):

Measurement grid: dx=10mm, dy=10mm
Signal Type: Audio File (.wav) 48k_voice_300-3000_2s.wav
Output Gain: 39.17
Measure Window Start: 300ms
Measure Window Length: 2000ms
BWC applied: 10.80 dB
Device Reference Point: 0, 0, -6.3 mm

Category	Telephone parameters WD signal quality [(signal+noise)-to-noise ratio in decibels]
Category T1	0 dB to 10 dB
Category T2	10 dB to 20 dB
Category T3	20 dB to 30 dB
Category T4	> 30 dB

Cursor:
Diff = 2.00 dB
BWC Factor = 10.80 dB
Location: 13.3, -1.5, 3.7 mm

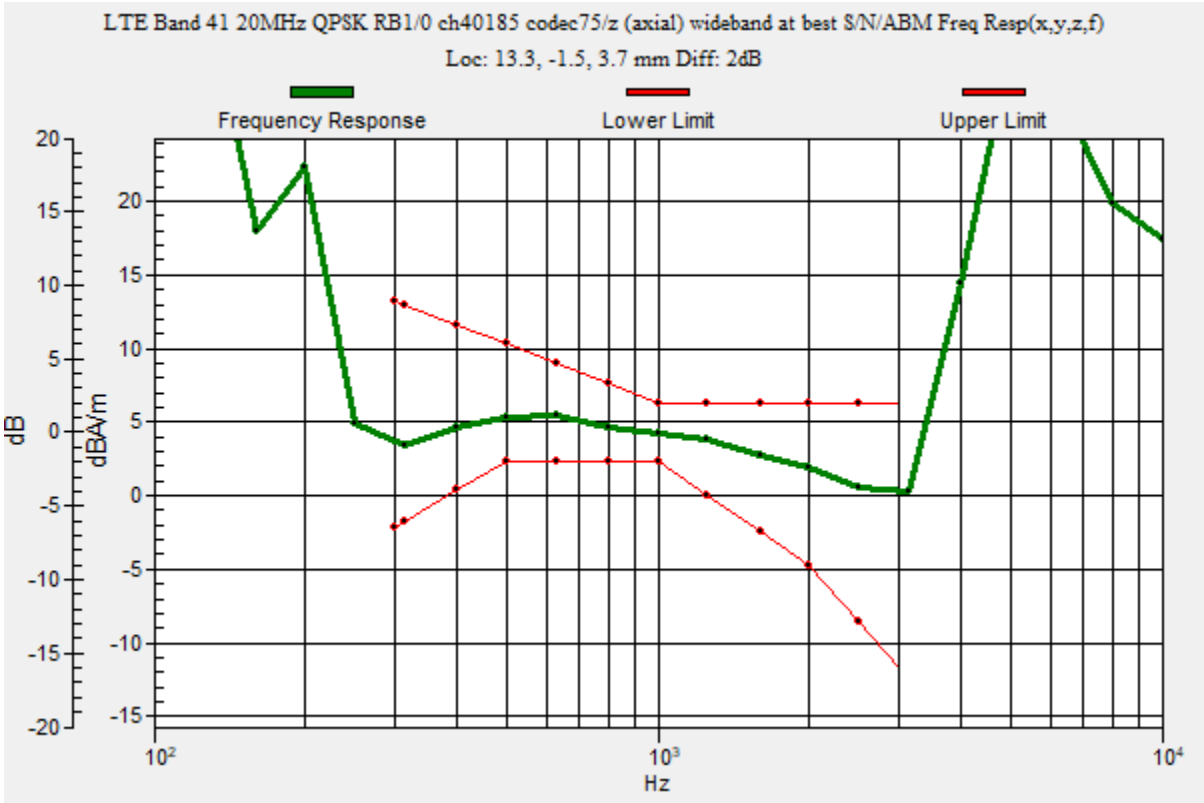

OTT LTE

Communication System: UID 0, LTE (TDD) (0); Frequency: 2549.5 MHz; Duty Cycle: 1:2.30675
Phantom section: TCoil Section
DASY5 Configuration:
- Probe: AM1DV3 - 3140; ; Calibrated: 2019-09-16
- Sensor-Surface: 0mm (Fix Surface)
- Electronics: DAE4 Sn1447; Calibrated: 2019-03-21
- Phantom: HAC Test Arch with AMCC; Type: SD HAC P01 BB
- Measurement SW: DASY52, Version 52.10 (2);SEMCAD X Version 14.6.12 (7470)

T-Coil scan (scan for ANSI C63.19 2011 compliance)/OTT LTE Band 41 20MHz QPSK RB1/0 ch40185 codec75/z (axial) 4.2mm 50 x 50/ABM Interpolated SNR(x,y,z) (121x121x1): Interpolated grid: dx=1.000 mm, dy=1.000 mm

Signal Type: Audio File (.wav) 48k_voice_1kHz_1s.wav
Output Gain: 19.98
Measure Window Start: 300ms
Measure Window Length: 1000ms
BWC applied: 0.16 dB
Device Reference Point: 0, 0, -6.3 mm

Cursor:
ABM1/ABM2 = 37.59 dB
ABM1 comp = 6.43 dBA/m
ABM2 = -31.16 dBA/m
BWC Factor = 0.16 dB
Location: 18.3, -2.9, 3.7 mm



0 dB = 1.000 = 0.00 dB

OTT LTE

Communication System: UID 0, LTE (TDD) (0); Frequency: 2549.5 MHz; Duty Cycle: 1:2.30675
Phantom section: TCoil Section
DASY5 Configuration:
- Probe: AM1DV3 - 3140; ; Calibrated: 2019-09-16
- Sensor-Surface: 0mm (Fix Surface)
- Electronics: DAE4 Sn1447; Calibrated: 2019-03-21
- Phantom: HAC Test Arch with AMCC; Type: SD HAC P01 BB
- Measurement SW: DASY52, Version 52.10 (2);SEMCAD X Version 14.6.12 (7470)

T-Coil scan (scan for ANSI C63.19 2011 compliance)/OTT LTE Band 41 20MHz QPSK RB1/0 ch40185 codec75/y (transversal) 4.2mm 50 x 50/ABM Interpolated SNR(x,y,z) (121x121x1): Interpolated grid: dx=1.000 mm, dy=1.000 mm

Signal Type: Audio File (.wav) 48k_voice_1kHz_1s.wav
Output Gain: 19.98
Measure Window Start: 300ms
Measure Window Length: 1000ms
BWC applied: 0.16 dB
Device Reference Point: 0, 0, -6.3 mm

Cursor:
ABM1/ABM2 = 35.60 dB
ABM1 comp = -2.26 dBA/m
ABM2 = -37.86 dBA/m
BWC Factor = 0.16 dB
Location: 18.3, -10.4, 3.7 mm



0 dB = 1.000 = 0.00 dB

OTT WiFi

Communication System: UID 0, IEEE 802.11b/g/n 2.4 GHz Band (0); Frequency: 2437 MHz;Duty Cycle: 1:1

T-Coil scan (scan for ANSI C63.19 2011 compliance)/OTT WiFi Ant1 802.11b 1Mbps ch6 codec6/z (axial) wideband at best S/N/ABM Freq Resp(x,y,z,f) (1x1x1): Measurement grid: dx=10mm, dy=10mm

Signal Type: Audio File (.wav) 48k_voice_300-3000_2s.wav
Output Gain: 39.17
Measure Window Start: 300ms
Measure Window Length: 2000ms
BWC applied: 10.80 dB
Device Reference Point: 0, 0, -6.3 mm

Category	Telephone parameters WD signal quality [(signal+noise)-to-noise ratio in decibels]
Category T1	0 dB to 10 dB
Category T2	10 dB to 20 dB
Category T3	20 dB to 30 dB
Category T4	> 30 dB

Cursor:
Diff = 1.85 dB
BWC Factor = 10.80 dB
Location: 14.8, 0.1, 3.7 mm

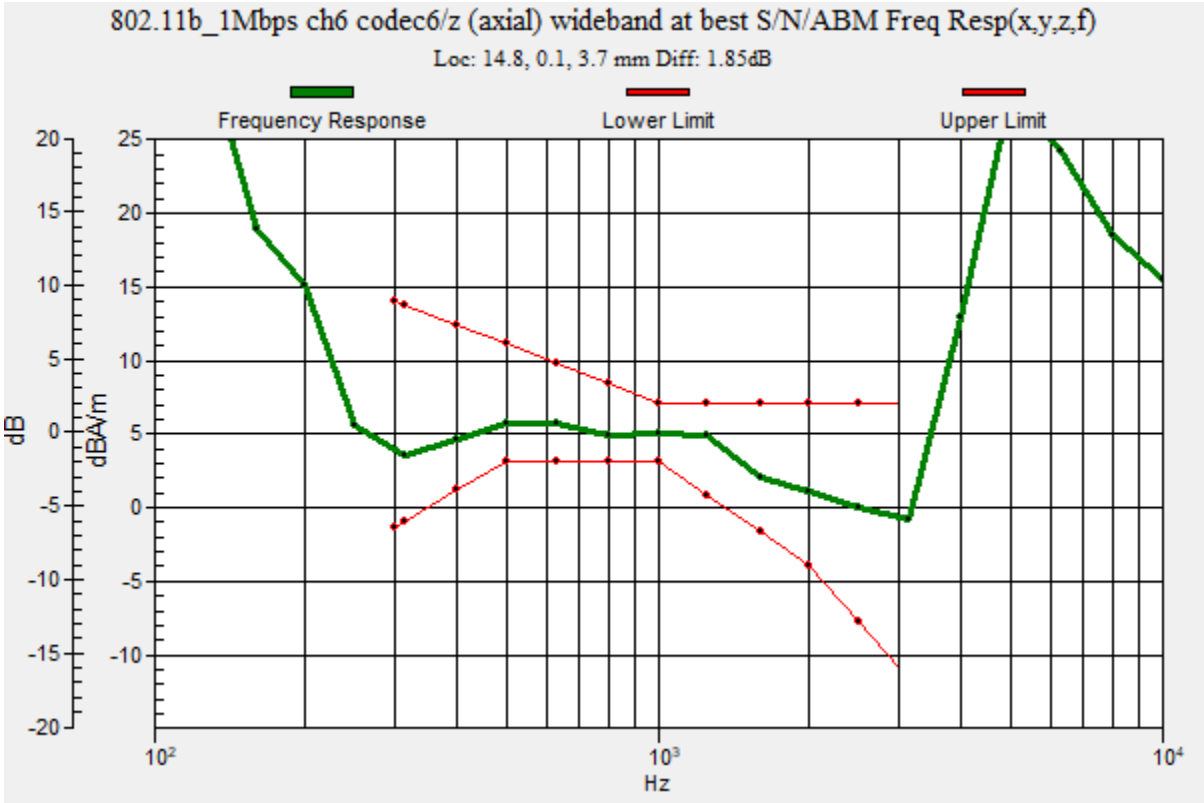

OTT WiFi

Communication System: UID 0, IEEE 802.11b/g/n 2.4 GHz Band (0); Frequency: 2437 MHz; Duty Cycle: 1:1
Phantom section: TCoil Section
DASY5 Configuration:
- Probe: AM1DV3 - 3140; ; Calibrated: 2019-09-16
- Sensor-Surface: 0mm (Fix Surface)
- Electronics: DAE4 Sn1447; Calibrated: 2019-03-21
- Phantom: HAC Test Arch with AMCC; Type: SD HAC P01 BB
- Measurement SW: DASY52, Version 52.10 (2);SEMCAD X Version 14.6.12 (7470)

T-Coil scan (scan for ANSI C63.19 2011 compliance)/OTT WiFi Ant1 802.11b 1Mbps ch6 codec6/z (axial) 4.2mm 50 x 50/ABM Interpolated SNR(x,y,z) (121x121x1): Interpolated grid: dx=1.000 mm, dy=1.000 mm

Signal Type: Audio File (.wav) 48k_voice_1kHz_1s.wav
Output Gain: 19.98
Measure Window Start: 300ms
Measure Window Length: 1000ms
BWC applied: 0.16 dB
Device Reference Point: 0, 0, -6.3 mm

Cursor:
ABM1/ABM2 = 43.30 dB
ABM1 comp = 6.48 dBA/m
ABM2 = -36.82 dBA/m
BWC Factor = 0.16 dB
Location: 17.9, -3.3, 3.7 mm



0 dB = 1.000 = 0.00 dB

OTT WiFi

Communication System: UID 0, IEEE 802.11b/g/n 2.4 GHz Band (0); Frequency: 2437 MHz; Duty Cycle: 1:1
Phantom section: TCoil Section
DASY5 Configuration:
- Probe: AM1DV3 - 3140; ; Calibrated: 2019-09-16
- Sensor-Surface: 0mm (Fix Surface)
- Electronics: DAE4 Sn1447; Calibrated: 2019-03-21
- Phantom: HAC Test Arch with AMCC; Type: SD HAC P01 BB
- Measurement SW: DASY52, Version 52.10 (2);SEMCAD X Version 14.6.12 (7470)

T-Coil scan (scan for ANSI C63.19 2011 compliance)/OTT WiFi Ant1 802.11b 1Mbps ch6 codec6/y (transversal) 4.2mm 50 x 50/ABM Interpolated SNR(x,y,z) (121x121x1):

Interpolated grid: dx=1.000 mm, dy=1.000 mm
Signal Type: Audio File (.wav) 48k_voice_1kHz_1s.wav
Output Gain: 19.98
Measure Window Start: 300ms
Measure Window Length: 1000ms
BWC applied: 0.16 dB
Device Reference Point: 0, 0, -6.3 mm

Cursor:
ABM1/ABM2 = 26.44 dB
ABM1 comp = -2.08 dBA/m
ABM2 = -28.52 dBA/m
BWC Factor = 0.16 dB
Location: 17.5, -10.8, 3.7 mm



0 dB = 1.000 = 0.00 dB

OTT WiFi

Communication System: UID 0, IEEE 802.11a/n/ac 5 GHz Band (0); Frequency: 5180 MHz;Duty Cycle: 1:1

T-Coil scan (scan for ANSI C63.19 2011 compliance)/OTT WiFi Ant1 802.11n HT20 MCS0 ch36 codec6/z (axial) wideband at best S/N/ABM Freq Resp(x,y,z,f) (1x1x1): Measurement grid: dx=10mm, dy=10mm

Signal Type: Audio File (.wav) 48k_voice_300-3000_2s.wav
Output Gain: 39.17
Measure Window Start: 300ms
Measure Window Length: 2000ms
BWC applied: 10.80 dB
Device Reference Point: 0, 0, -6.3 mm

Category	Telephone parameters WD signal quality [(signal+noise)-to-noise ratio in decibels]
Category T1	0 dB to 10 dB
Category T2	10 dB to 20 dB
Category T3	20 dB to 30 dB
Category T4	> 30 dB

Cursor:
Diff = 1.49 dB
BWC Factor = 10.80 dB
Location: 16.7, 0, 3.7 mm

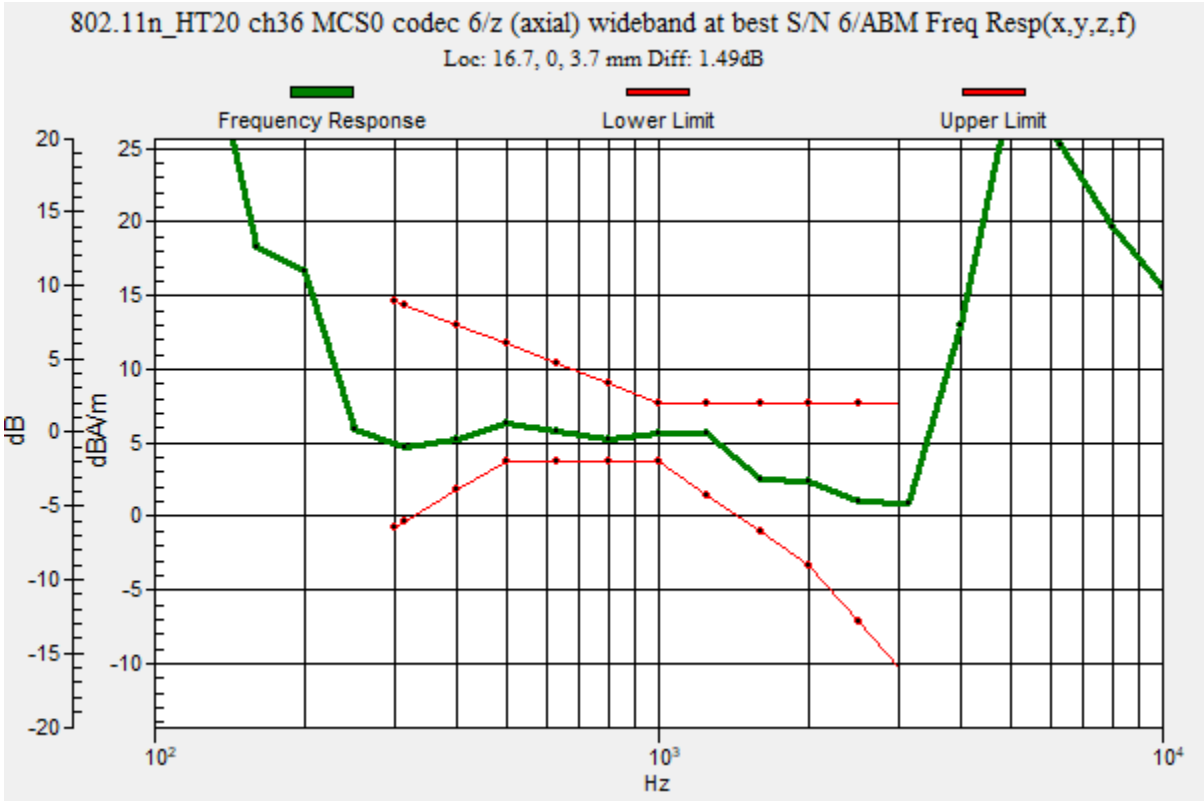

OTT WiFi

Communication System: UID 0, IEEE 802.11a/n/ac 5 GHz Band (0); Frequency: 5180 MHz; Duty Cycle: 1:1
Phantom section: TCoil Section
DASY5 Configuration:
- Probe: AM1DV3 - 3140; ; Calibrated: 2019-09-16
- Sensor-Surface: 0mm (Fix Surface)
- Electronics: DAE4 Sn1447; Calibrated: 2019-03-21
- Phantom: HAC Test Arch with AMCC; Type: SD HAC P01 BB
- Measurement SW: DASY52, Version 52.10 (2);SEMCAD X Version 14.6.12 (7470)

T-Coil scan (scan for ANSI C63.19 2011 compliance)/OTT WiFi Ant1 802.11n HT20 MCS0 ch36 codec6/z (axial) 4.2mm 50 x 50/ABM Interpolated SNR(x,y,z) (121x121x1): Interpolated grid: dx=1.000 mm, dy=1.000 mm

Signal Type: Audio File (.wav) 48k_voice_1kHz_1s.wav
Output Gain: 19.98
Measure Window Start: 300ms
Measure Window Length: 1000ms
BWC applied: 0.16 dB
Device Reference Point: 0, 0, -6.3 mm

Cursor:
ABM1/ABM2 = 48.75 dB
ABM1 comp = 6.08 dBA/m
ABM2 = -42.67 dBA/m
BWC Factor = 0.16 dB
Location: 17.9, -3.3, 3.7 mm



0 dB = 1.000 = 0.00 dB

OTT WiFi

Communication System: UID 0, IEEE 802.11a/n/ac 5 GHz Band (0); Frequency: 5180 MHz; Duty Cycle: 1:1
Phantom section: TCoil Section
DASY5 Configuration:
- Probe: AM1DV3 - 3140; ; Calibrated: 2019-09-16
- Sensor-Surface: 0mm (Fix Surface)
- Electronics: DAE4 Sn1447; Calibrated: 2019-03-21
- Phantom: HAC Test Arch with AMCC; Type: SD HAC P01 BB
- Measurement SW: DASY52, Version 52.10 (2);SEMCAD X Version 14.6.12 (7470)

T-Coil scan (scan for ANSI C63.19 2011 compliance)/OTT WiFi Ant1 802.11n HT20 MCS0 ch36 codec6/y (transversal) 4.2mm 50 x 50/ABM Interpolated SNR(x,y,z) (121x121x1):

Interpolated grid: dx=1.000 mm, dy=1.000 mm
Signal Type: Audio File (.wav) 48k_voice_1kHz_1s.wav
Output Gain: 19.98
Measure Window Start: 300ms
Measure Window Length: 1000ms
BWC applied: 0.16 dB
Device Reference Point: 0, 0, -6.3 mm

Cursor:
ABM1/ABM2 = 36.24 dB
ABM1 comp = -2.23 dBA/m
ABM2 = -38.47 dBA/m
BWC Factor = 0.16 dB
Location: 17.9, -10, 3.7 mm



0 dB = 1.000 = 0.00 dB

OTT WiFi

Communication System: UID 0, IEEE 802.11a/n/ac 5 GHz Band (0); Frequency: 5260 MHz;Duty Cycle: 1:1

T-Coil scan (scan for ANSI C63.19 2011 compliance)/OTT WiFi Ant1 802.11n HT20 MCS0 ch52 codec6/z (axial) wideband at best S/N/ABM Freq Resp(x,y,z,f) (1x1x1): Measurement grid: dx=10mm, dy=10mm

Signal Type: Audio File (.wav) 48k_voice_300-3000_2s.wav
Output Gain: 39.17
Measure Window Start: 300ms
Measure Window Length: 2000ms
BWC applied: 10.80 dB
Device Reference Point: 0, 0, -6.3 mm

Category	Telephone parameters WD signal quality [(signal+noise)-to-noise ratio in decibels]
Category T1	0 dB to 10 dB
Category T2	10 dB to 20 dB
Category T3	20 dB to 30 dB
Category T4	> 30 dB

Cursor:
Diff = 2.00 dB
BWC Factor = 10.80 dB
Location: 16.7, 0, 3.7 mm

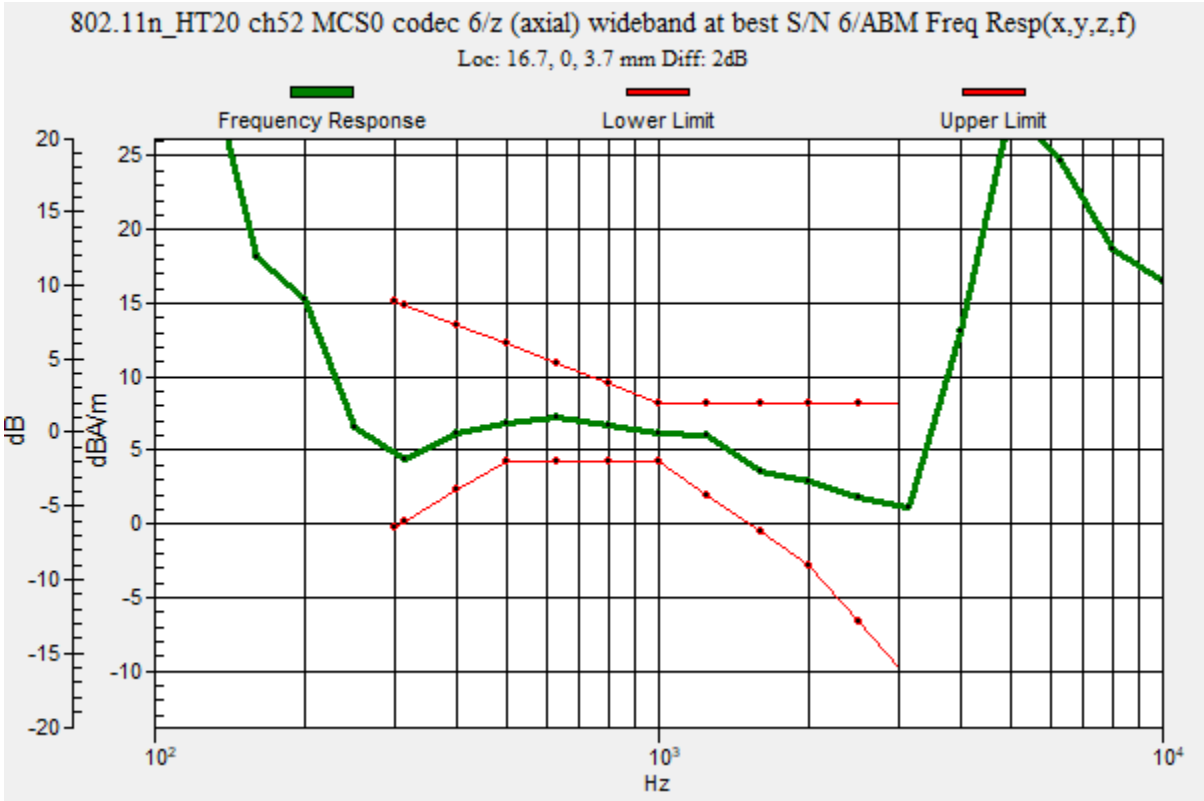

OTT WiFi

Communication System: UID 0, IEEE 802.11a/n/ac 5 GHz Band (0); Frequency: 5260 MHz; Duty Cycle: 1:1
Phantom section: TCoil Section
DASY5 Configuration:
- Probe: AM1DV3 - 3140; ; Calibrated: 2019-09-16
- Sensor-Surface: 0mm (Fix Surface)
- Electronics: DAE4 Sn1447; Calibrated: 2019-03-21
- Phantom: HAC Test Arch with AMCC; Type: SD HAC P01 BB
- Measurement SW: DASY52, Version 52.10 (2);SEMCAD X Version 14.6.12 (7470)

T-Coil scan (scan for ANSI C63.19 2011 compliance)/OTT WiFi Ant1 802.11n HT20 MCS0 ch52 codec6/z (axial) 4.2mm 50 x 50/ABM Interpolated SNR(x,y,z) (121x121x1): Interpolated grid: dx=1.000 mm, dy=1.000 mm

Signal Type: Audio File (.wav) 48k_voice_1kHz_1s.wav
Output Gain: 19.98
Measure Window Start: 300ms
Measure Window Length: 1000ms
BWC applied: 0.16 dB
Device Reference Point: 0, 0, -6.3 mm

Cursor:
ABM1/ABM2 = 48.16 dB
ABM1 comp = 6.33 dBA/m
ABM2 = -41.83 dBA/m
BWC Factor = 0.16 dB
Location: 18.8, -2.9, 3.7 mm



0 dB = 1.000 = 0.00 dB

OTT WiFi

Communication System: UID 0, IEEE 802.11a/n/ac 5 GHz Band (0); Frequency: 5260 MHz; Duty Cycle: 1:1
Phantom section: TCoil Section
DASY5 Configuration:
- Probe: AM1DV3 - 3140; ; Calibrated: 2019-09-16
- Sensor-Surface: 0mm (Fix Surface)
- Electronics: DAE4 Sn1447; Calibrated: 2019-03-21
- Phantom: HAC Test Arch with AMCC; Type: SD HAC P01 BB
- Measurement SW: DASY52, Version 52.10 (2);SEMCAD X Version 14.6.12 (7470)

T-Coil scan (scan for ANSI C63.19 2011 compliance)/OTT WiFi Ant1 802.11n HT20 MCS0 ch52 codec6/y (transversal) 4.2mm 50 x 50/ABM Interpolated SNR(x,y,z) (121x121x1):

Interpolated grid: dx=1.000 mm, dy=1.000 mm
Signal Type: Audio File (.wav) 48k_voice_1kHz_1s.wav
Output Gain: 19.98
Measure Window Start: 300ms
Measure Window Length: 1000ms
BWC applied: 0.16 dB
Device Reference Point: 0, 0, -6.3 mm

Cursor:
ABM1/ABM2 = 35.58 dB
ABM1 comp = -2.23 dBA/m
ABM2 = -37.81 dBA/m
BWC Factor = 0.16 dB
Location: 18.3, -9.6, 3.7 mm

0 dB = 1.000 = 0.00 dB

OTT WiFi

Communication System: UID 0, IEEE 802.11a/n/ac 5 GHz Band (0); Frequency: 5500 MHz;Duty Cycle: 1:1

T-Coil scan (scan for ANSI C63.19 2011 compliance)/OTT WiFi Ant1 802.11n HT20 MCS0 ch100 codec6/z (axial) wideband at best S/N/ABM Freq Resp(x,y,z,f) (1x1x1): Measurement grid: dx=10mm, dy=10mm

Signal Type: Audio File (.wav) 48k_voice_300-3000_2s.wav
Output Gain: 39.17
Measure Window Start: 300ms
Measure Window Length: 2000ms
BWC applied: 10.80 dB
Device Reference Point: 0, 0, -6.3 mm

Category	Telephone parameters WD signal quality [(signal+noise)-to-noise ratio in decibels]
Category T1	0 dB to 10 dB
Category T2	10 dB to 20 dB
Category T3	20 dB to 30 dB
Category T4	> 30 dB

Cursor:
Diff = 1.27 dB
BWC Factor = 10.80 dB
Location: 16.7, 0, 3.7 mm

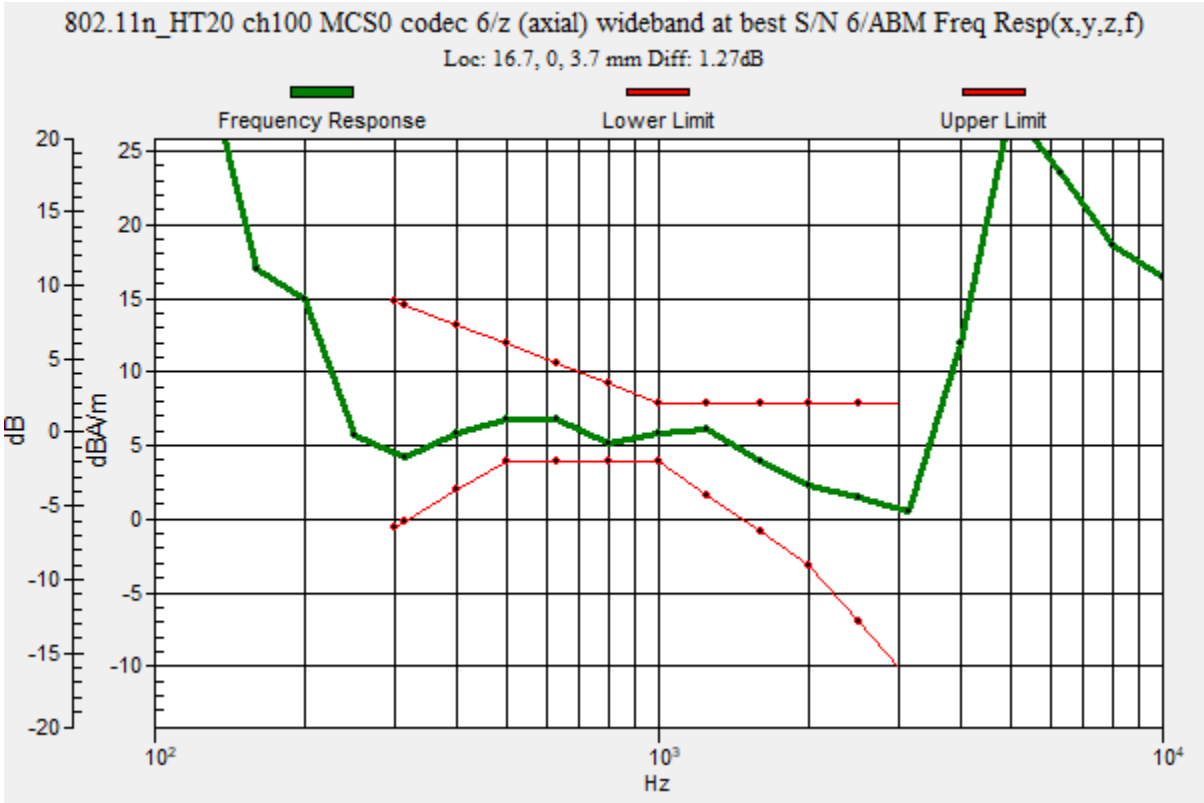

OTT WiFi

Communication System: UID 0, IEEE 802.11a/n/ac 5 GHz Band (0); Frequency: 5500 MHz; Duty Cycle: 1:1
Phantom section: TCoil Section
DASY5 Configuration:
- Probe: AM1DV3 - 3140; ; Calibrated: 2019-09-16
- Sensor-Surface: 0mm (Fix Surface)
- Electronics: DAE4 Sn1447; Calibrated: 2019-03-21
- Phantom: HAC Test Arch with AMCC; Type: SD HAC P01 BB
- Measurement SW: DASY52, Version 52.10 (2);SEMCAD X Version 14.6.12 (7470)

T-Coil scan (scan for ANSI C63.19 2011 compliance)/OTT WiFi Ant1 802.11n HT20 MCS0 ch100 codec6/z (axial) 4.2mm 50 x 50/ABM Interpolated SNR(x,y,z) (121x121x1):

Interpolated grid: dx=1.000 mm, dy=1.000 mm
Signal Type: Audio File (.wav) 48k_voice_1kHz_1s.wav
Output Gain: 19.98
Measure Window Start: 300ms
Measure Window Length: 1000ms
BWC applied: 0.16 dB
Device Reference Point: 0, 0, -6.3 mm

Cursor:
ABM1/ABM2 = 47.36 dB
ABM1 comp = 6.05 dBA/m
ABM2 = -41.31 dBA/m
BWC Factor = 0.16 dB
Location: 19.2, -2.5, 3.7 mm



0 dB = 1.000 = 0.00 dB

OTT WiFi

Communication System: UID 0, IEEE 802.11a/n/ac 5 GHz Band (0); Frequency: 5500 MHz; Duty Cycle: 1:1
Phantom section: TCoil Section
DASY5 Configuration:
- Probe: AM1DV3 - 3140; ; Calibrated: 2019-09-16
- Sensor-Surface: 0mm (Fix Surface)
- Electronics: DAE4 Sn1447; Calibrated: 2019-03-21
- Phantom: HAC Test Arch with AMCC; Type: SD HAC P01 BB
- Measurement SW: DASY52, Version 52.10 (2);SEMCAD X Version 14.6.12 (7470)

T-Coil scan (scan for ANSI C63.19 2011 compliance)/OTT WiFi Ant1 802.11n HT20 MCS0 ch100 codec6/y (transversal) 4.2mm 50 x 50/ABM Interpolated SNR(x,y,z) (121x121x1):

Interpolated grid: dx=1.000 mm, dy=1.000 mm
Signal Type: Audio File (.wav) 48k_voice_1kHz_1s.wav
Output Gain: 19.98
Measure Window Start: 300ms
Measure Window Length: 1000ms
BWC applied: 0.16 dB
Device Reference Point: 0, 0, -6.3 mm

Cursor:
ABM1/ABM2 = 33.96 dB
ABM1 comp = -2.39 dBA/m
ABM2 = -36.35 dBA/m
BWC Factor = 0.16 dB
Location: 19.2, -10, 3.7 mm



0 dB = 1.000 = 0.00 dB

OTT WiFi

Communication System: UID 0, IEEE 802.11a/n/ac 5 GHz Band (0); Frequency: 5745 MHz;Duty Cycle: 1:1

T-Coil scan (scan for ANSI C63.19 2011 compliance)/OTT WiFi Ant1 802.11n HT20 MCS0 ch149 codec6/z (axial) wideband at best S/N/ABM Freq Resp(x,y,z,f) (1x1x1): Measurement grid: dx=10mm, dy=10mm

Signal Type: Audio File (.wav) 48k_voice_300-3000_2s.wav
Output Gain: 39.17
Measure Window Start: 300ms
Measure Window Length: 2000ms
BWC applied: 10.80 dB
Device Reference Point: 0, 0, -6.3 mm

Category	Telephone parameters WD signal quality [(signal+noise)-to-noise ratio in decibels]
Category T1	0 dB to 10 dB
Category T2	10 dB to 20 dB
Category T3	20 dB to 30 dB
Category T4	> 30 dB

Cursor:
Diff = 1.20 dB
BWC Factor = 10.80 dB
Location: 16.7, 0, 3.7 mm

OTT WiFi

Communication System: UID 0, IEEE 802.11a/n/ac 5 GHz Band (0); Frequency: 5745 MHz; Duty Cycle: 1:1
Phantom section: TCoil Section
DASY5 Configuration:
- Probe: AM1DV3 - 3140; ; Calibrated: 2019-09-16
- Sensor-Surface: 0mm (Fix Surface)
- Electronics: DAE4 Sn1447; Calibrated: 2019-03-21
- Phantom: HAC Test Arch with AMCC; Type: SD HAC P01 BB
- Measurement SW: DASY52, Version 52.10 (2);SEMCAD X Version 14.6.12 (7470)

T-Coil scan (scan for ANSI C63.19 2011 compliance)/OTT WiFi Ant1 802.11n HT20 MCS0 ch149 codec6/z (axial) 4.2mm 50 x 50/ABM Interpolated SNR(x,y,z) (121x121x1):

Interpolated grid: dx=1.000 mm, dy=1.000 mm
Signal Type: Audio File (.wav) 48k_voice_1kHz_1s.wav
Output Gain: 19.98
Measure Window Start: 300ms
Measure Window Length: 1000ms
BWC applied: 0.16 dB
Device Reference Point: 0, 0, -6.3 mm

Cursor:
ABM1/ABM2 = 47.72 dB
ABM1 comp = 6.18 dBA/m
ABM2 = -41.54 dBA/m
BWC Factor = 0.16 dB
Location: 17.9, -2.9, 3.7 mm



0 dB = 1.000 = 0.00 dB

OTT WiFi

Communication System: UID 0, IEEE 802.11a/n/ac 5 GHz Band (0); Frequency: 5745 MHz; Duty Cycle: 1:1
Phantom section: TCoil Section
DASY5 Configuration:
- Probe: AM1DV3 - 3140; ; Calibrated: 2019-09-16
- Sensor-Surface: 0mm (Fix Surface)
- Electronics: DAE4 Sn1447; Calibrated: 2019-03-21
- Phantom: HAC Test Arch with AMCC; Type: SD HAC P01 BB
- Measurement SW: DASY52, Version 52.10 (2);SEMCAD X Version 14.6.12 (7470)

T-Coil scan (scan for ANSI C63.19 2011 compliance)/OTT WiFi Ant1 802.11n HT20 MCS0 ch149 codec6/y (transversal) 4.2mm 50 x 50/ABM Interpolated SNR(x,y,z) (121x121x1):

Interpolated grid: dx=1.000 mm, dy=1.000 mm
Signal Type: Audio File (.wav) 48k_voice_1kHz_1s.wav
Output Gain: 19.98
Measure Window Start: 300ms
Measure Window Length: 1000ms
BWC applied: 0.16 dB
Device Reference Point: 0, 0, -6.3 mm

Cursor:
ABM1/ABM2 = 34.46 dB
ABM1 comp = -2.37 dBA/m
ABM2 = -36.83 dBA/m
BWC Factor = 0.16 dB
Location: 17.9, -9.6, 3.7 mm



0 dB = 1.000 = 0.00 dB