Plot 7-290. Upper Band Edge Plot (Band 25 - 3.0MHz QPSK - Full RB Configuration)

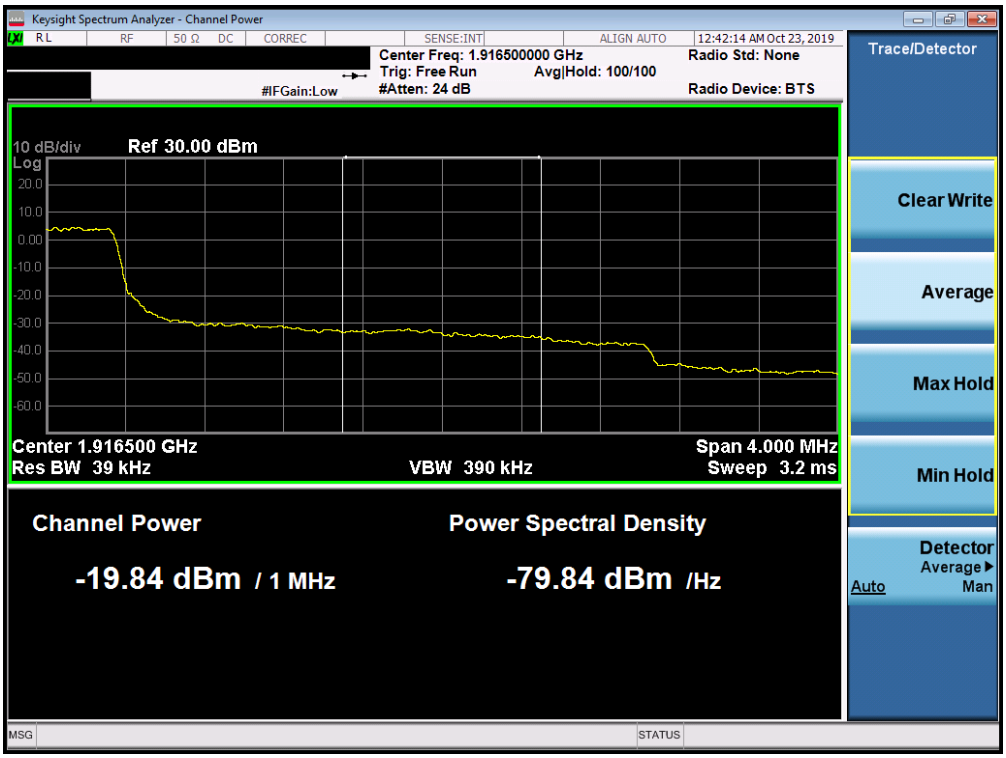

Plot 7-291. Upper Extended Band Edge Plot (Band 25 - 3.0MHz QPSK - Full RB Configuration)

© 2020 PCTEST V 9.0 02/01/2019

All rights reserved. Unless otherwise specified, no part of this report may be reproduced or utilized in any part, form or by any means, electronic or mechanical, including photocopying and microfilm, without permission in writing from PCTEST Engineering Laboratory, Inc. If you have any questions about this international copyright or have an enquiry about obtaining additional rights to this report or assembly of contents thereof, please contact INFO@PCTEST.COM.

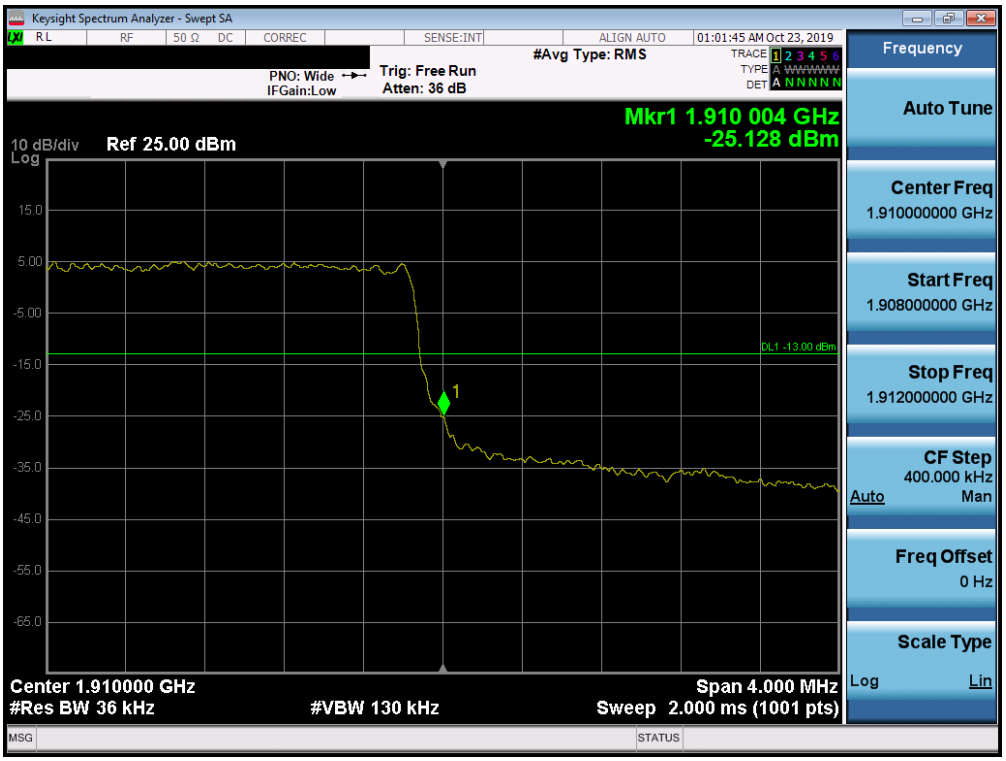

Plot 7-292. Upper Band Edge Plot (Band 2 – 3.0MHz QPSK - Full RB Configuration)

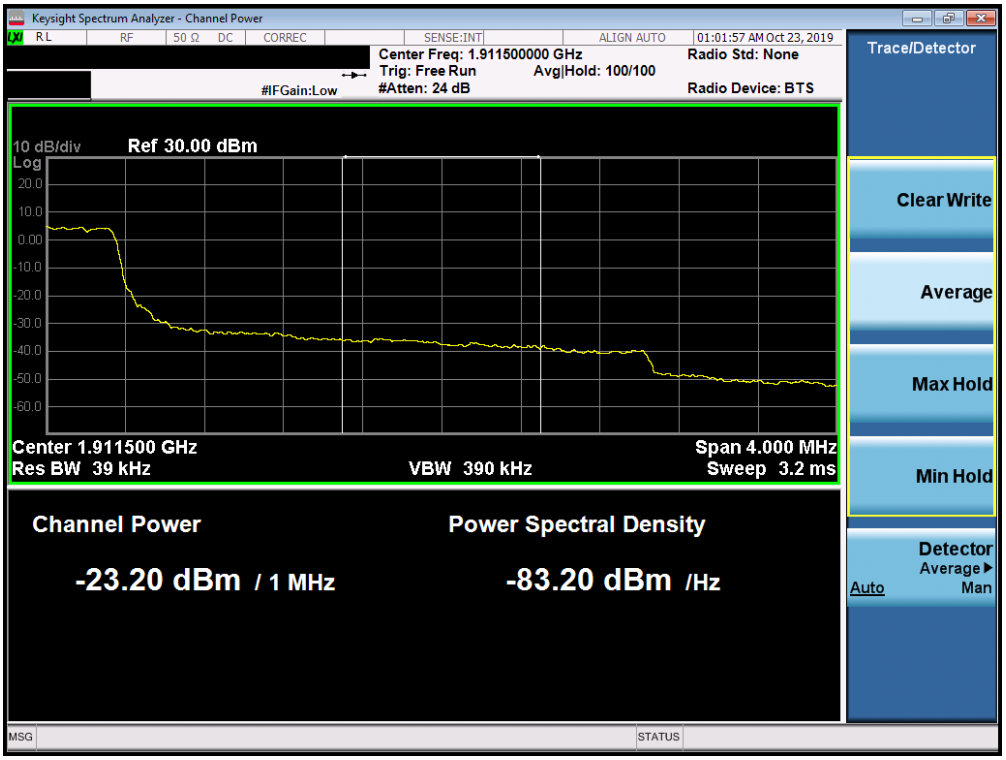

Plot 7-293. Upper Extended Band Edge Plot (Band 2 - 3.0MHz QPSK - Full RB Configuration)

© 2020 PCTEST V 9.0 02/01/2019

All rights reserved. Unless otherwise specified, no part of this report may be reproduced or utilized in any part, form or by any means, electronic or mechanical, including photocopying and microfilm, without permission in writing from PCTEST Engineering Laboratory, Inc. If you have any questions about this international copyright or have an enquiry about obtaining additional rights to this report or assembly of contents thereof, please contact INFO@PCTEST.COM.

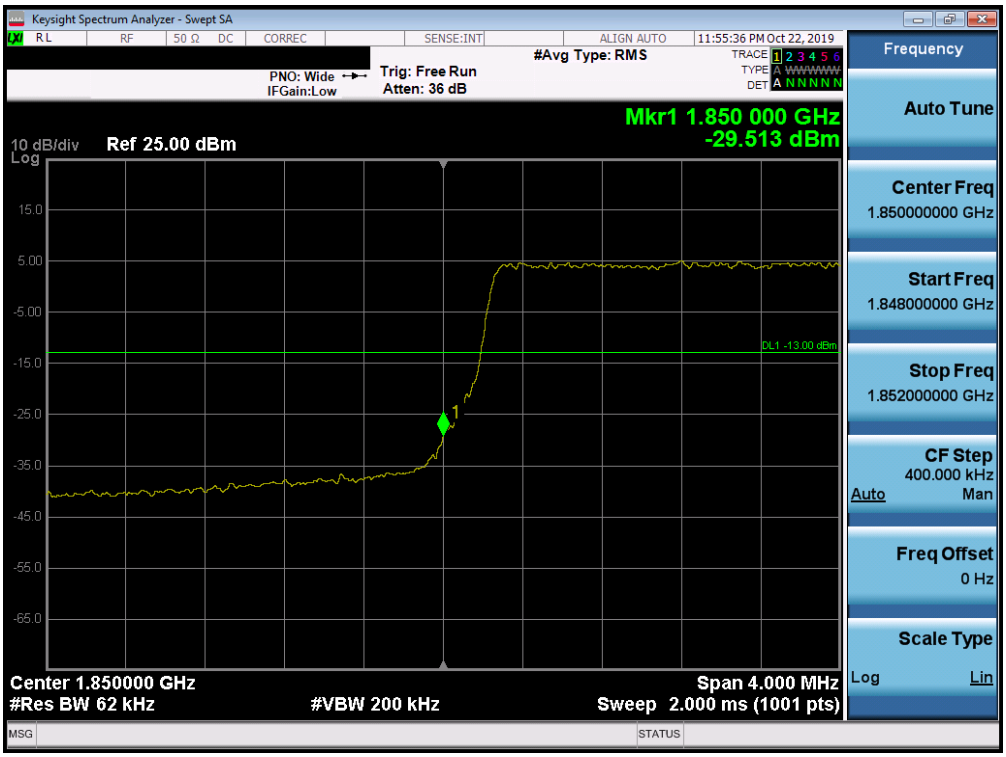

Plot 7-294. Lower Band Edge Plot (Band 25/2 - 5.0MHz QPSK - Full RB Configuration)

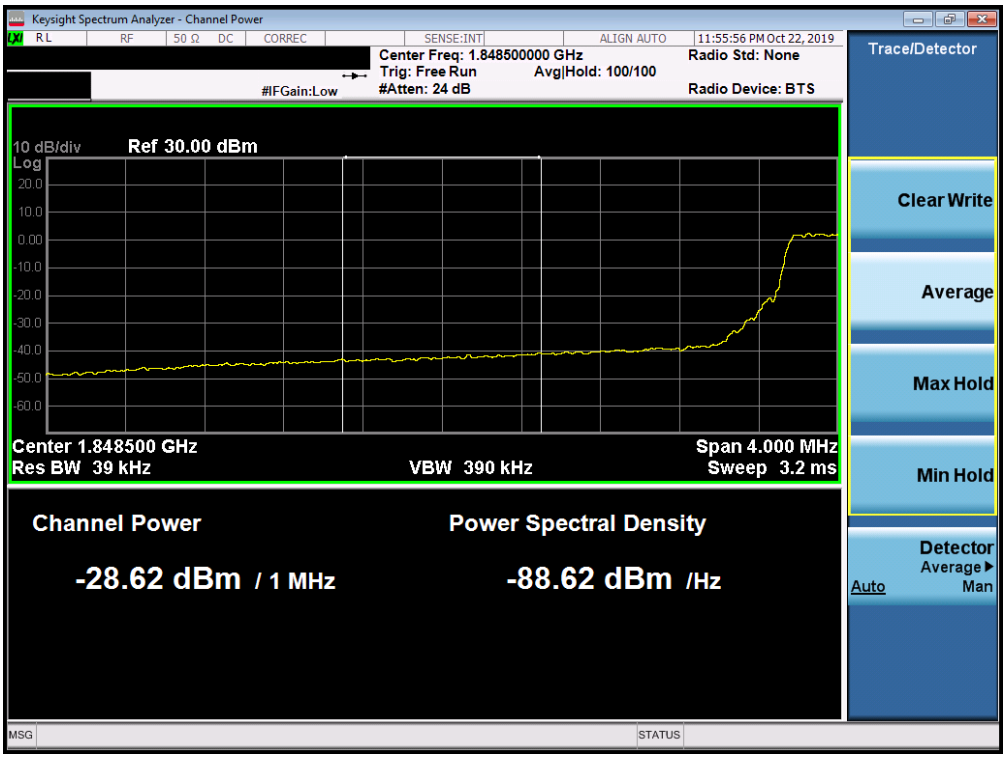

Plot 7-295. Lower Extended Band Edge Plot (Band 25/2 - 5.0MHz QPSK - Full RB Configuration)

© 2020 PCTEST V 9.0 02/01/2019

All rights reserved. Unless otherwise specified, no part of this report may be reproduced or utilized in any part, form or by any means, electronic or mechanical, including photocopying and microfilm, without permission in writing from PCTEST Engineering Laboratory, Inc. If you have any questions about this international copyright or have an enquiry about obtaining additional rights to this report or assembly of contents thereof, please contact INFO@PCTEST.COM.

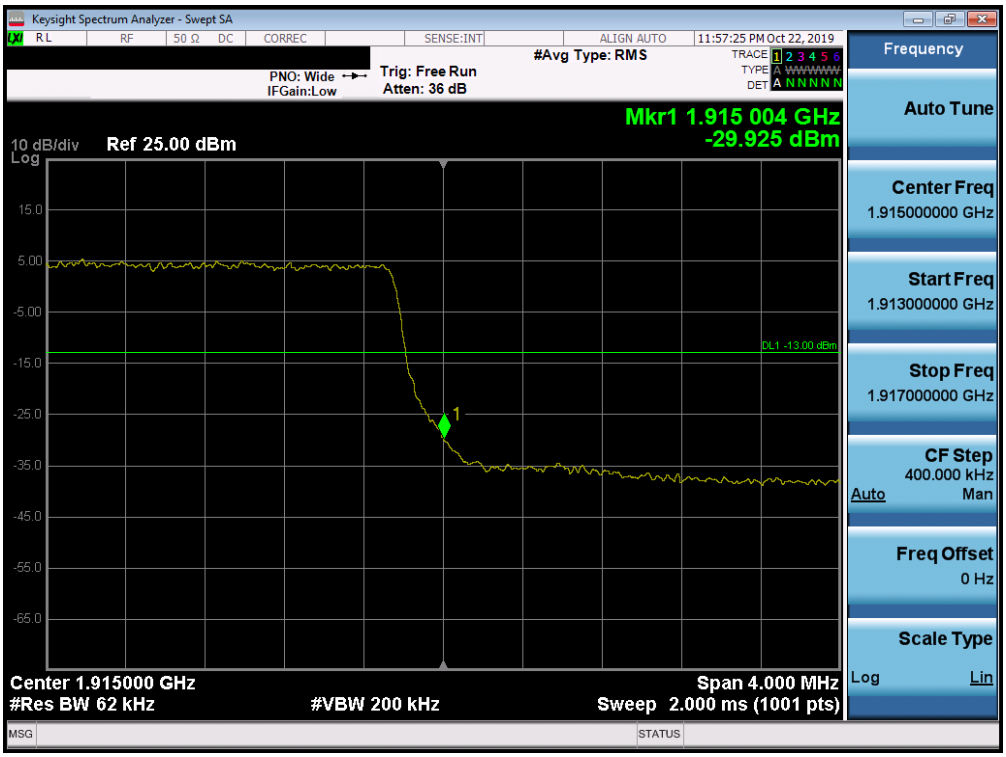

Plot 7-296. Upper Band Edge Plot (Band 25 - 5.0MHz QPSK - Full RB Configuration)

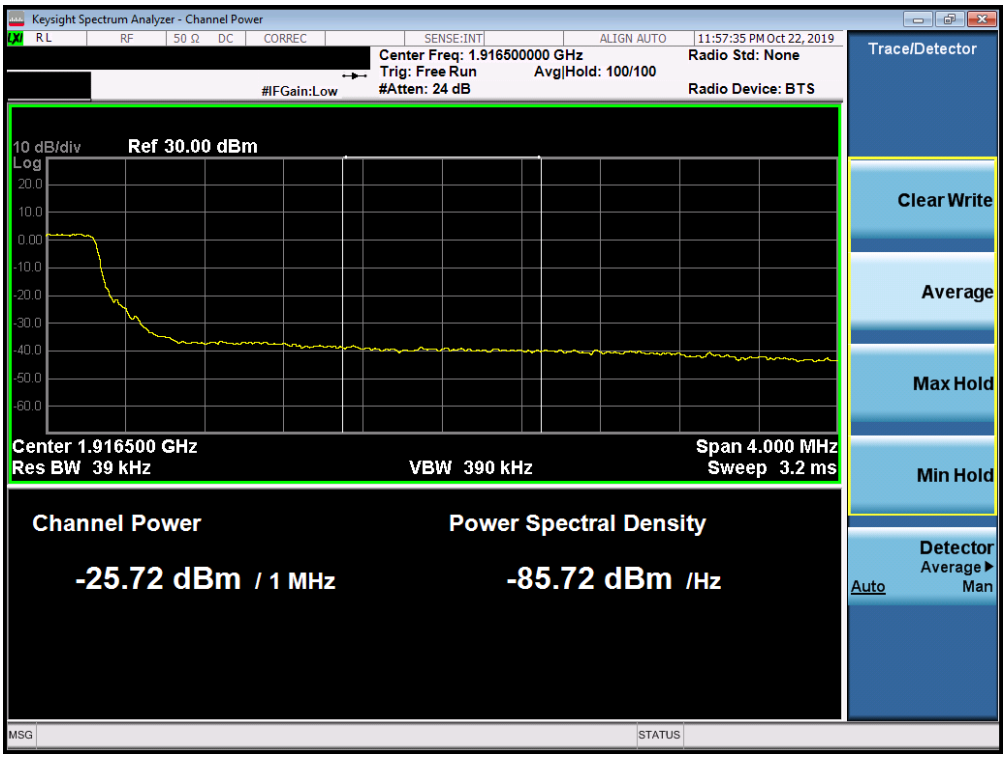

Plot 7-297. Upper Extended Band Edge Plot (Band 25 - 5.0MHz QPSK - Full RB Configuration)

© 2020 PCTEST V 9.0 02/01/2019

All rights reserved. Unless otherwise specified, no part of this report may be reproduced or utilized in any part, form or by any means, electronic or mechanical, including photocopying and microfilm, without permission in writing from PCTEST Engineering Laboratory, Inc. If you have any questions about this international copyright or have an enquiry about obtaining additional rights to this report or assembly of contents thereof, please contact INFO@PCTEST.COM.

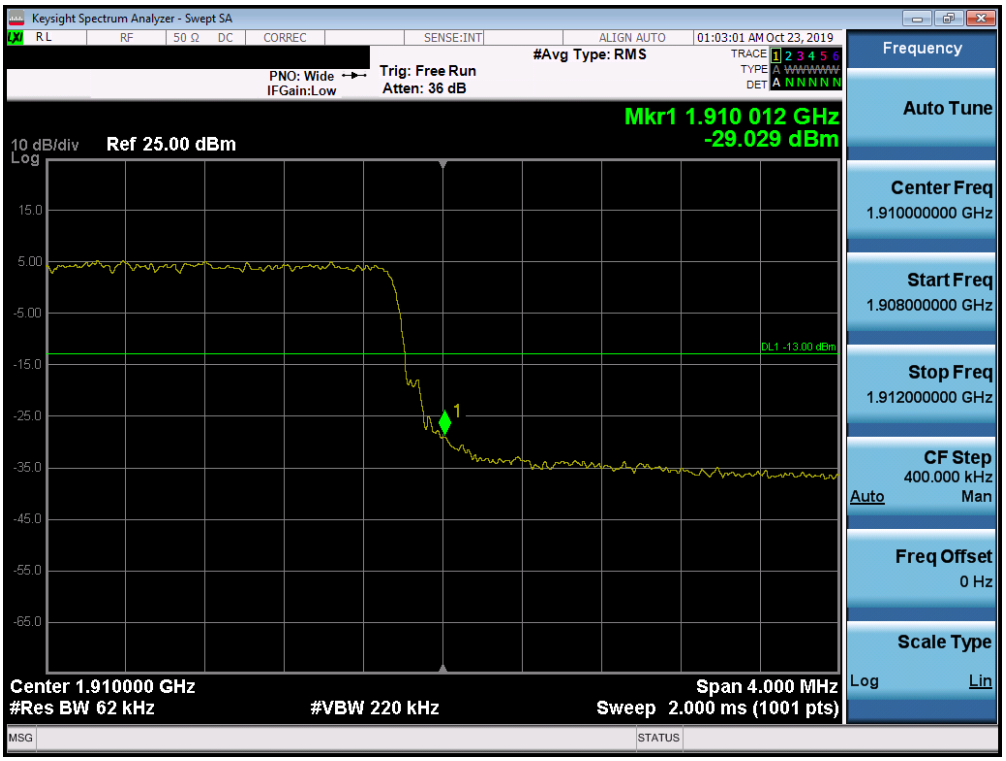

Plot 7-298. Upper Band Edge Plot (Band 2 - 5.0MHz QPSK - Full RB Configuration)

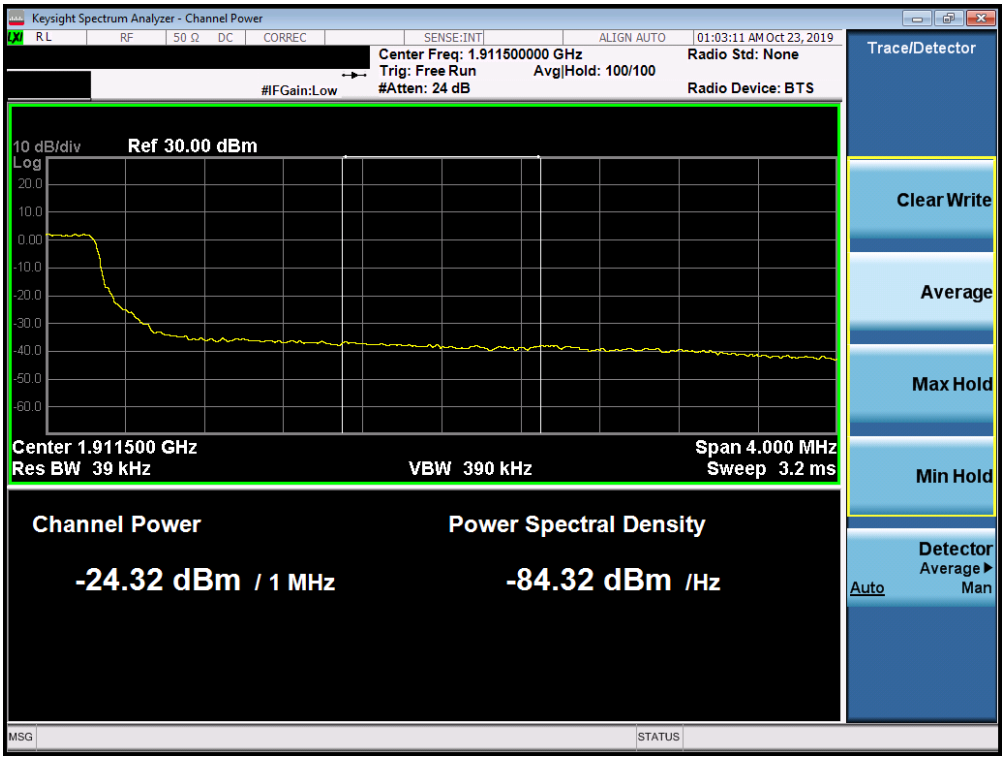

Plot 7-299. Upper Extended Band Edge Plot (Band 2 - 5.0MHz QPSK - Full RB Configuration)

© 2020 PCTEST
All rights reserved. Unless otherwise specified, no part of this report may be reproduced or utilized in any part, form or by any means, electronic or mechanical, including photocopying and microfilm, without permission in writing from PCTEST Engineering Laboratory, Inc. If you have any questions about this international copyright or have an enquiry about obtaining additional rights to this report or assembly of contents thereof, please contact INFO@PCTEST.COM.

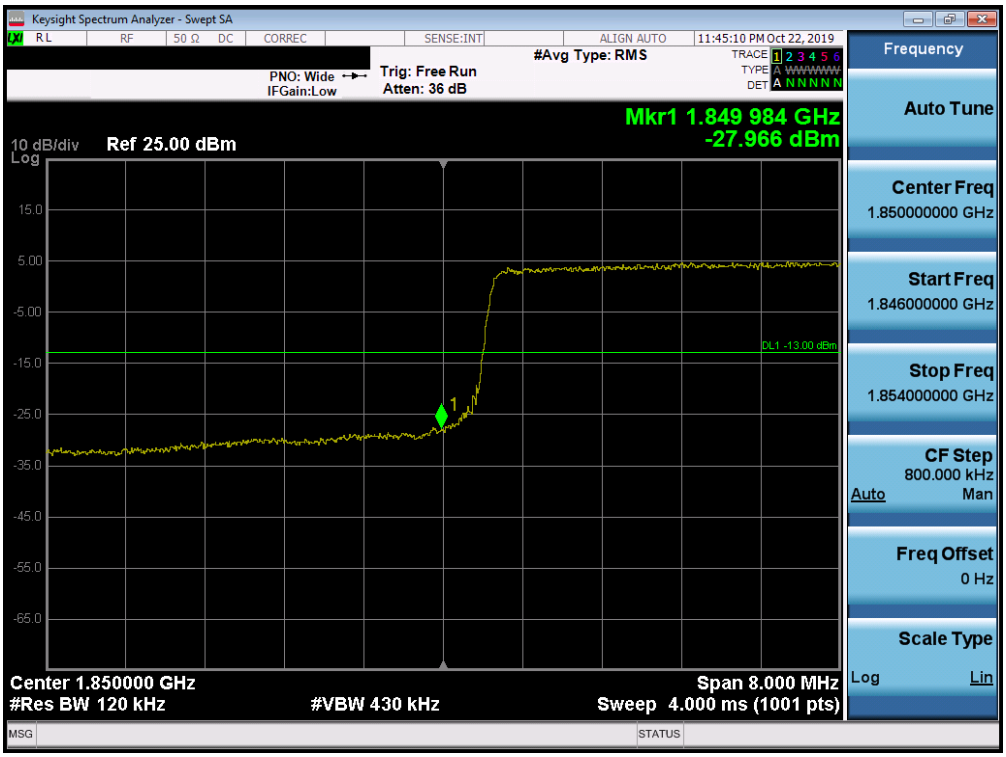

Plot 7-300. Lower Band Edge Plot (Band 25/2 - 10.0MHz QPSK - Full RB Configuration)

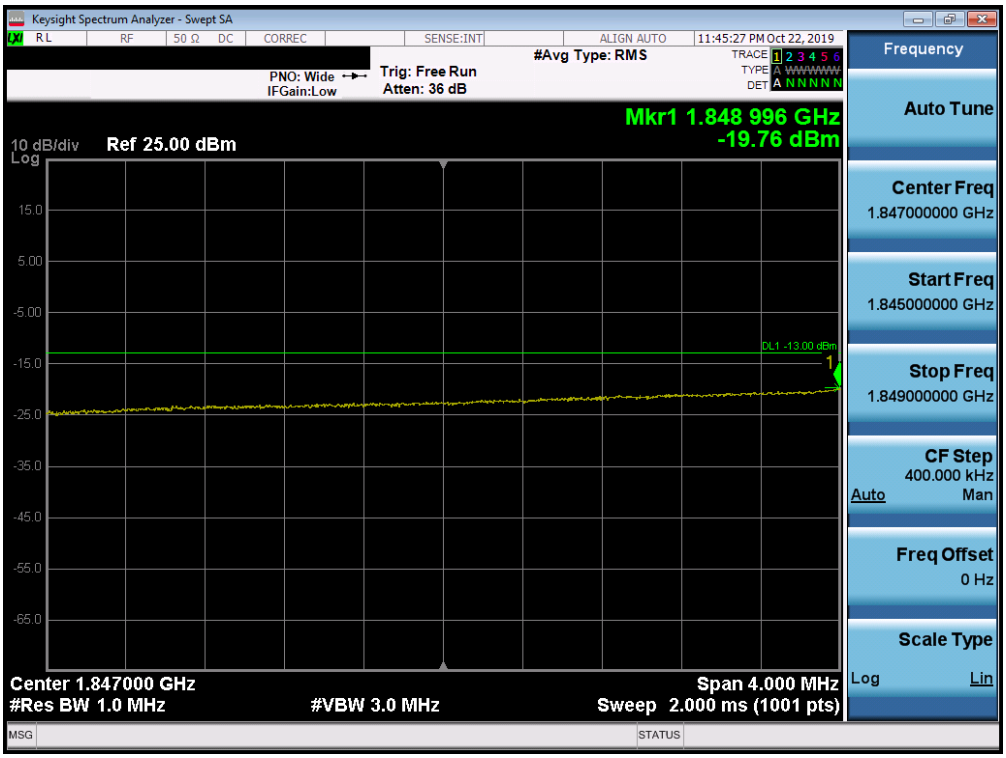

Plot 7-301. Lower Extended Band Edge Plot (Band 25/2 - 10.0MHz QPSK - Full RB Configuration)

© 2020 PCTEST V 9.0 02/01/2019

All rights reserved. Unless otherwise specified, no part of this report may be reproduced or utilized in any part, form or by any means, electronic or mechanical, including photocopying and microfilm, without permission in writing from PCTEST Engineering Laboratory, Inc. If you have any questions about this international copyright or have an enquiry about obtaining additional rights to this report or assembly of contents thereof, please contact INFO@PCTEST.COM.

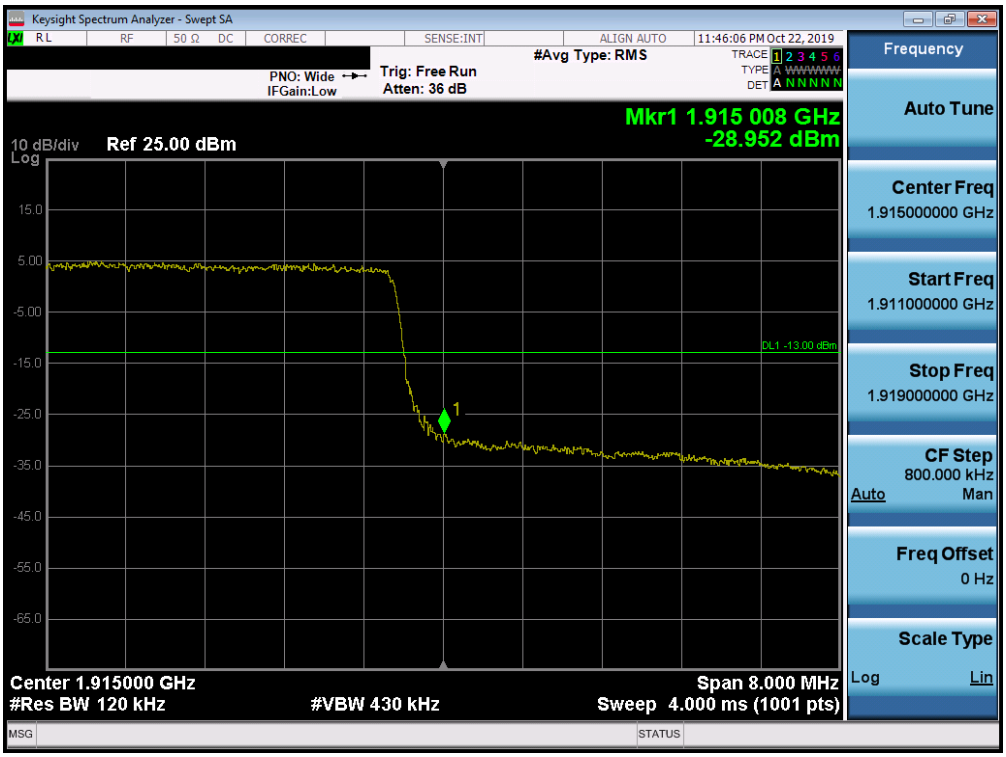

Plot 7-302. Upper Band Edge Plot (Band 25 - 10.0MHz QPSK - Full RB Configuration)

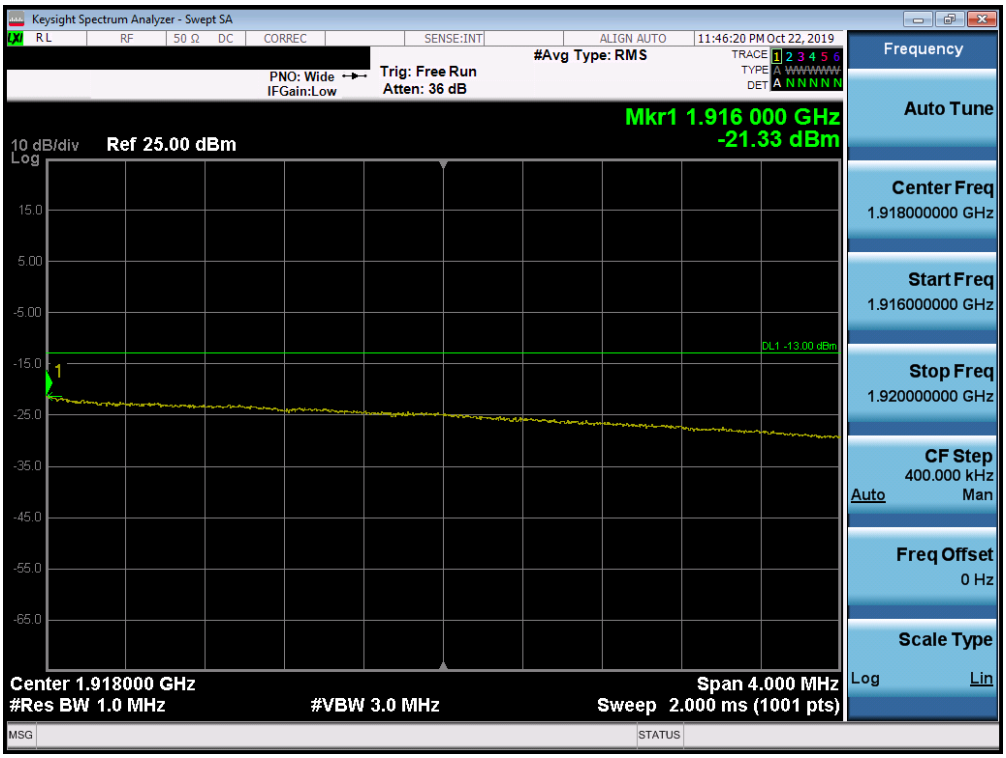

Plot 7-303. Upper Extended Band Edge Plot (Band 25 - 10.0MHz QPSK - Full RB Configuration)

© 2020 PCTEST V 9.0 02/01/2019

All rights reserved. Unless otherwise specified, no part of this report may be reproduced or utilized in any part, form or by any means, electronic or mechanical, including photocopying and microfilm, without permission in writing from PCTEST Engineering Laboratory, Inc. If you have any questions about this international copyright or have an enquiry about obtaining additional rights to this report or assembly of contents thereof, please contact INFO@PCTEST.COM.

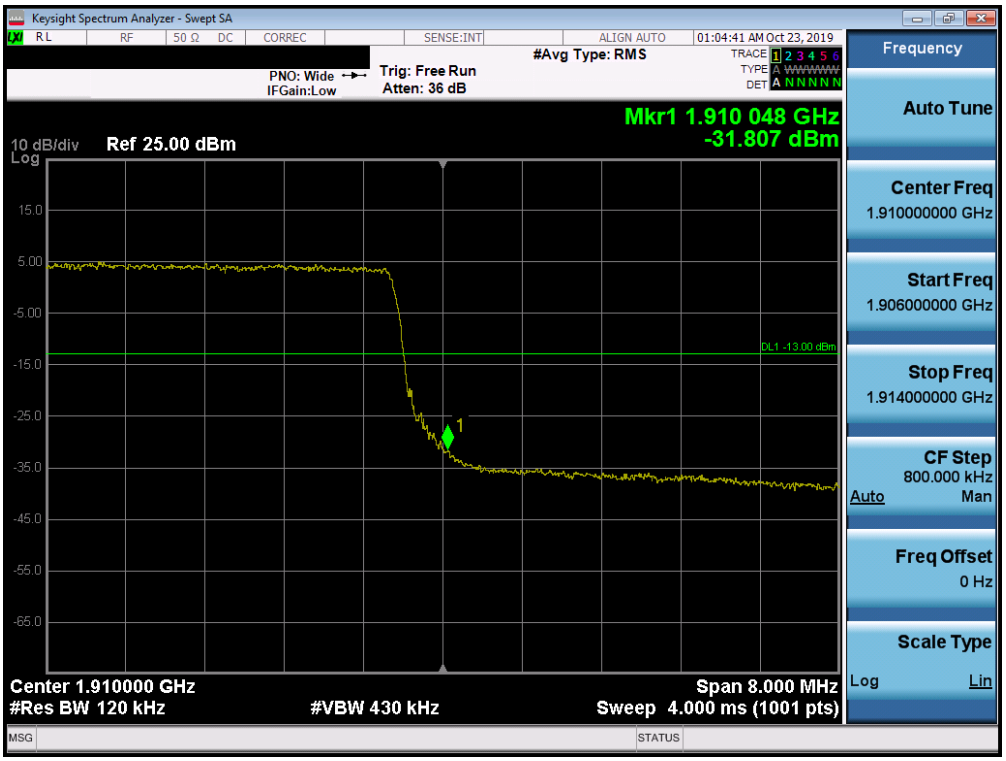

Plot 7-304. Upper Band Edge Plot (Band 2 - 10.0MHz QPSK - Full RB Configuration)

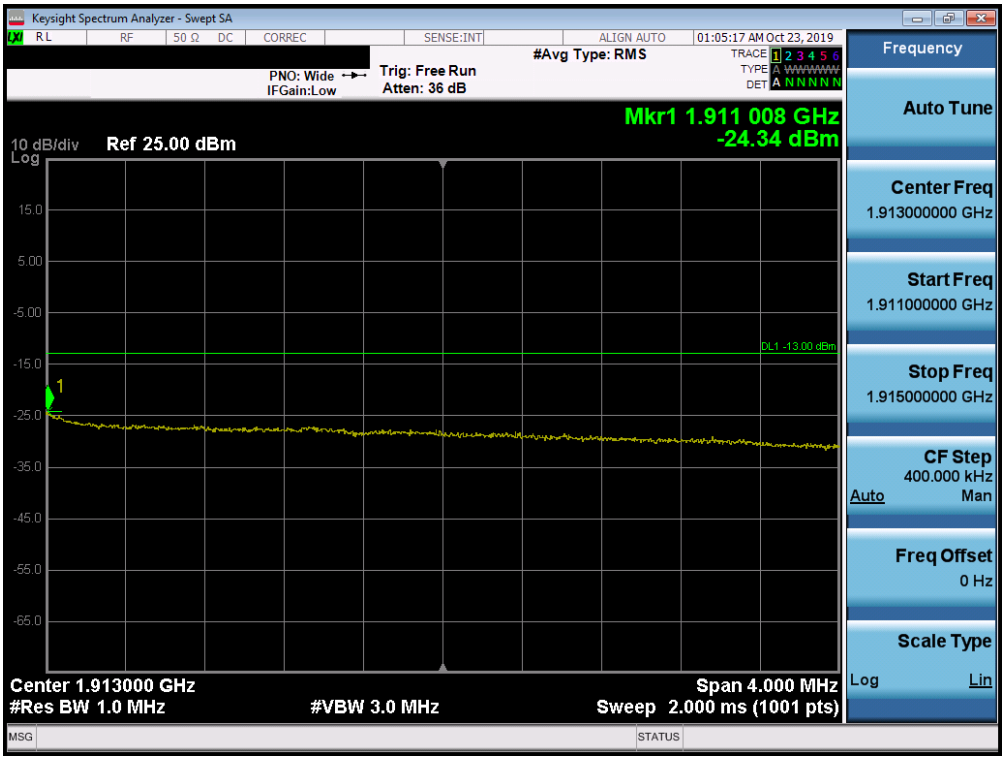

Plot 7-305. Upper Extended Band Edge Plot (Band 2 - 10.0MHz QPSK - Full RB Configuration)

© 2020 PCTEST
All rights reserved. Unless otherwise specified, no part of this report may be reproduced or utilized in any part, form or by any means, electronic or mechanical, including photocopying and microfilm, without permission in writing from PCTEST Engineering Laboratory, Inc. If you have any questions about this international copyright or have an enquiry about obtaining additional rights to this report or assembly of contents thereof, please contact INFO@PCTEST.COM.

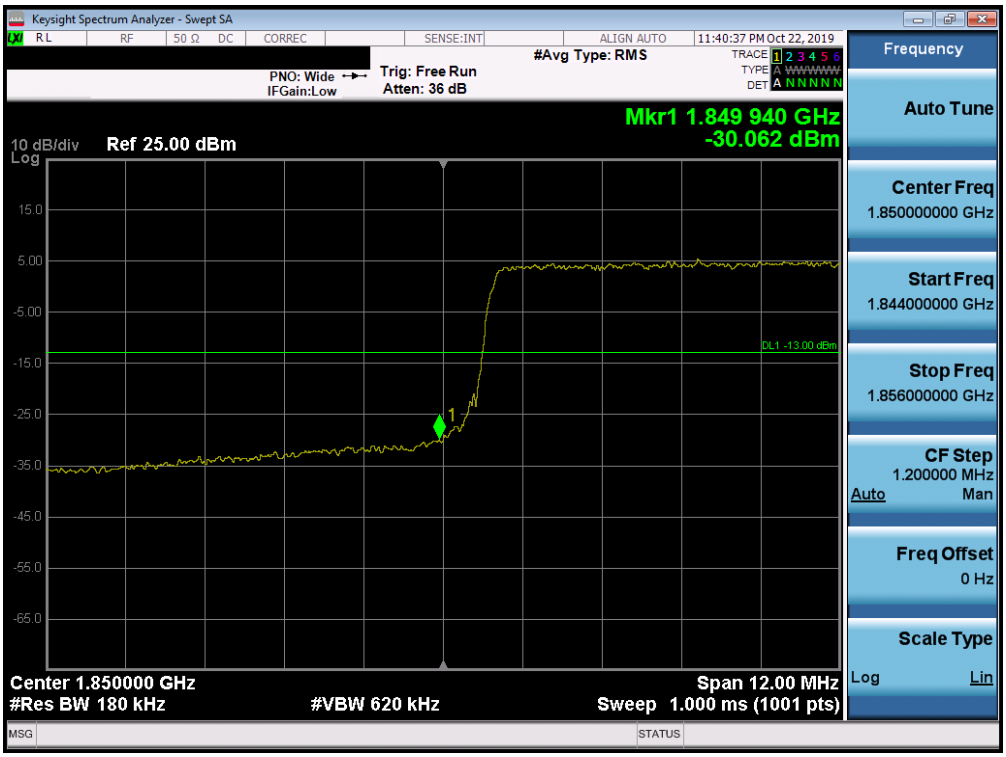

Plot 7-306. Lower Band Edge Plot (Band 25/2 - 15.0MHz QPSK - Full RB Configuration)

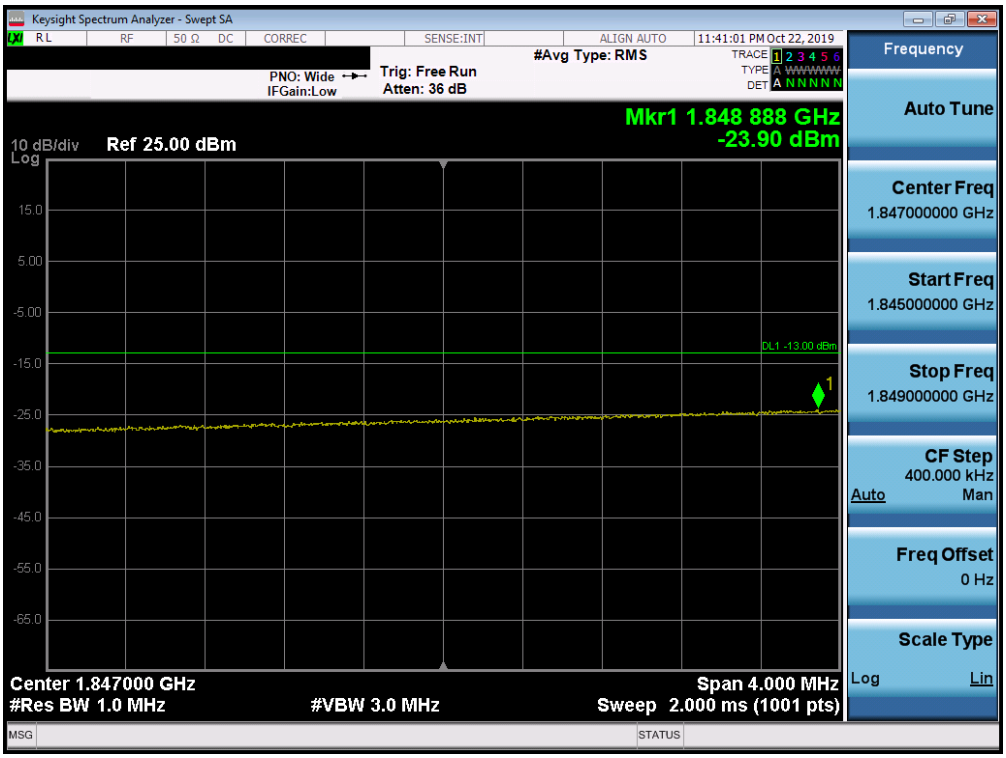

Plot 7-307. Lower Extended Band Edge Plot (Band 25/2 - 15.0MHz QPSK - Full RB Configuration)

© 2020 PCTEST V 9.0 02/01/2019

All rights reserved. Unless otherwise specified, no part of this report may be reproduced or utilized in any part, form or by any means, electronic or mechanical, including photocopying and microfilm, without permission in writing from PCTEST Engineering Laboratory, Inc. If you have any questions about this international copyright or have an enquiry about obtaining additional rights to this report or assembly of contents thereof, please contact INFO@PCTEST.COM.

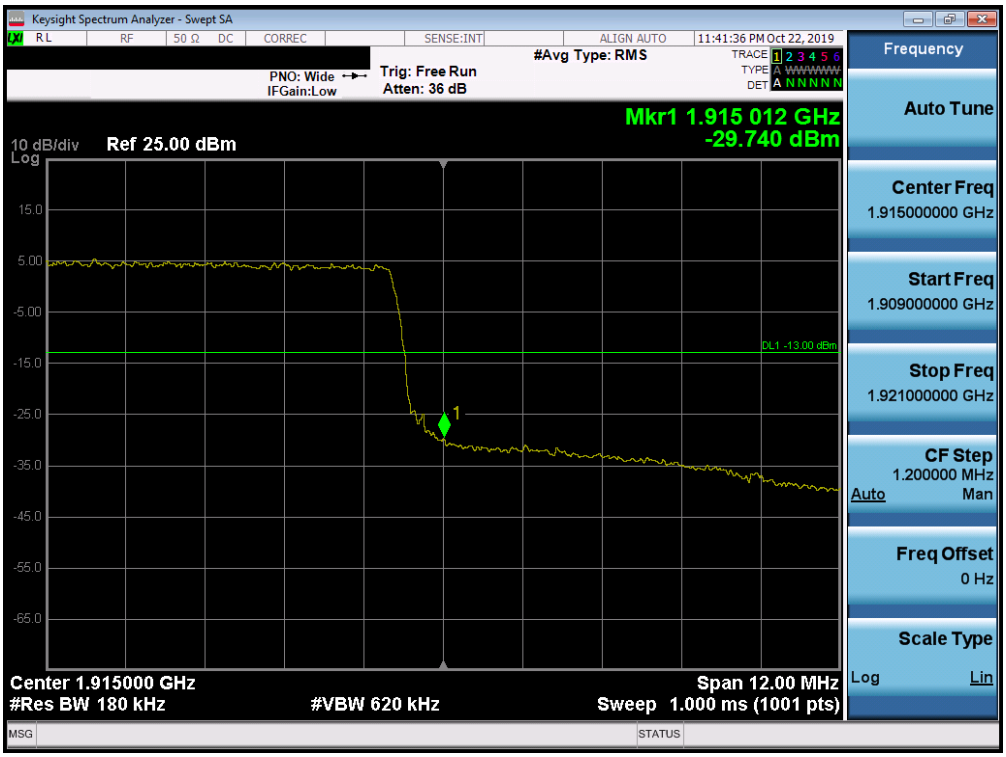

Plot 7-308. Upper Band Edge Plot (Band 25 - 15.0MHz QPSK - Full RB Configuration)

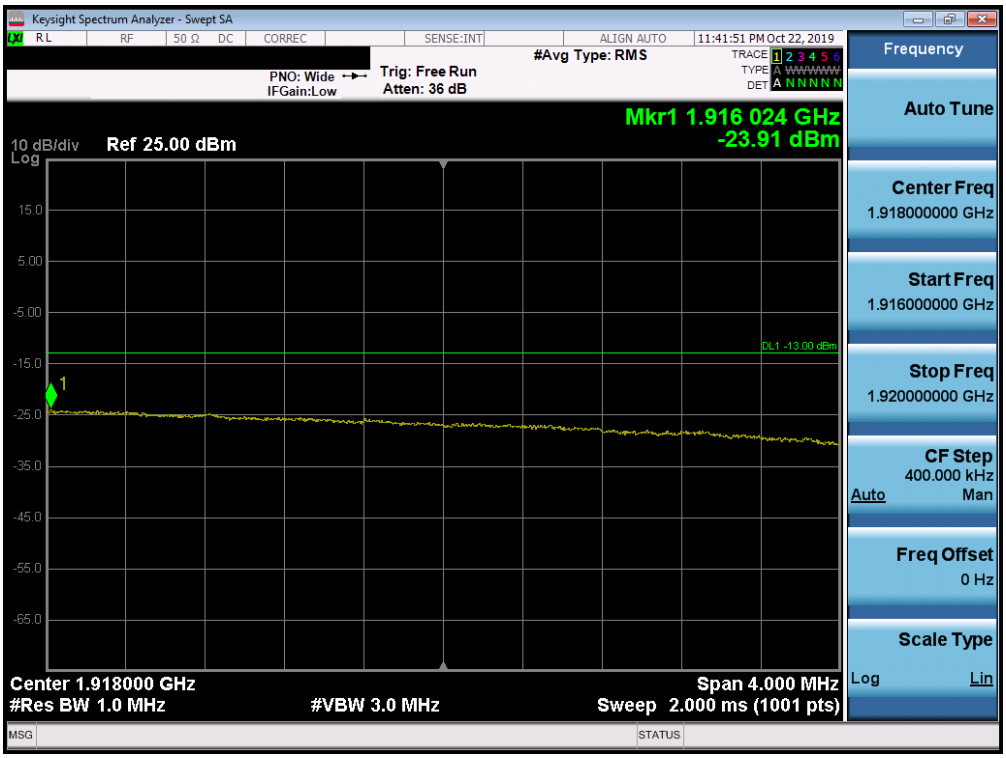

Plot 7-309. Upper Extended Band Edge Plot (Band 25 - 15.0MHz QPSK - Full RB Configuration)

© 2020 PCTEST
All rights reserved. Unless otherwise specified, no part of this report may be reproduced or utilized in any part, form or by any means, electronic or mechanical, including photocopying and microfilm, without permission in writing from PCTEST Engineering Laboratory, Inc. If you have any questions about this international copyright or have an enquiry about obtaining additional rights to this report or assembly of contents thereof, please contact INFO@PCTEST.COM.

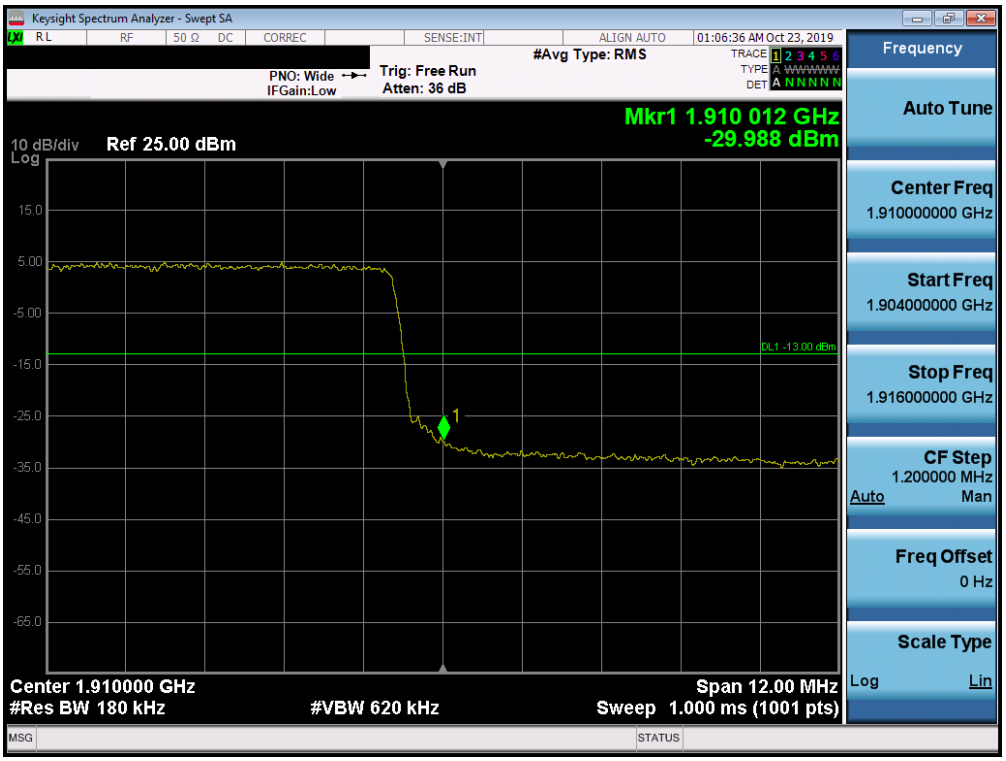

Plot 7-310. Upper Band Edge Plot (Band 2 - 15.0MHz QPSK - Full RB Configuration)

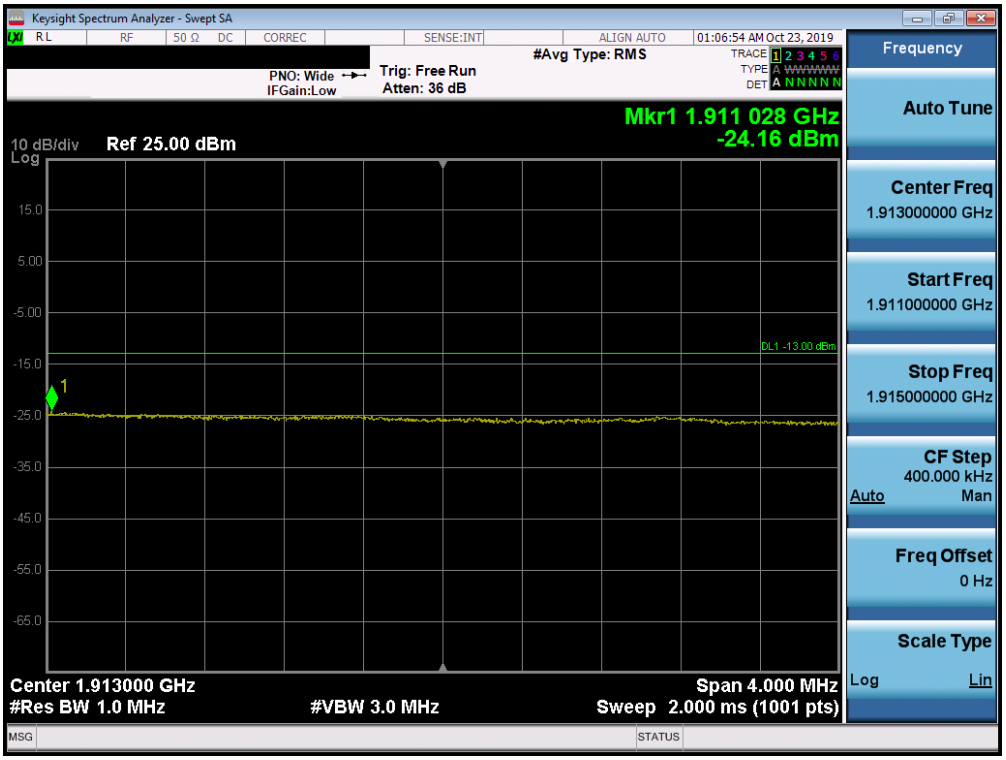

Plot 7-311. Upper Extended Band Edge Plot (Band 2 - 15.0MHz QPSK - Full RB Configuration)

© 2020 PCTEST V 9.0 02/01/2019

All rights reserved. Unless otherwise specified, no part of this report may be reproduced or utilized in any part, form or by any means, electronic or mechanical, including photocopying and microfilm, without permission in writing from PCTEST Engineering Laboratory, Inc. If you have any questions about this international copyright or have an enquiry about obtaining additional rights to this report or assembly of contents thereof, please contact INFO@PCTEST.COM.

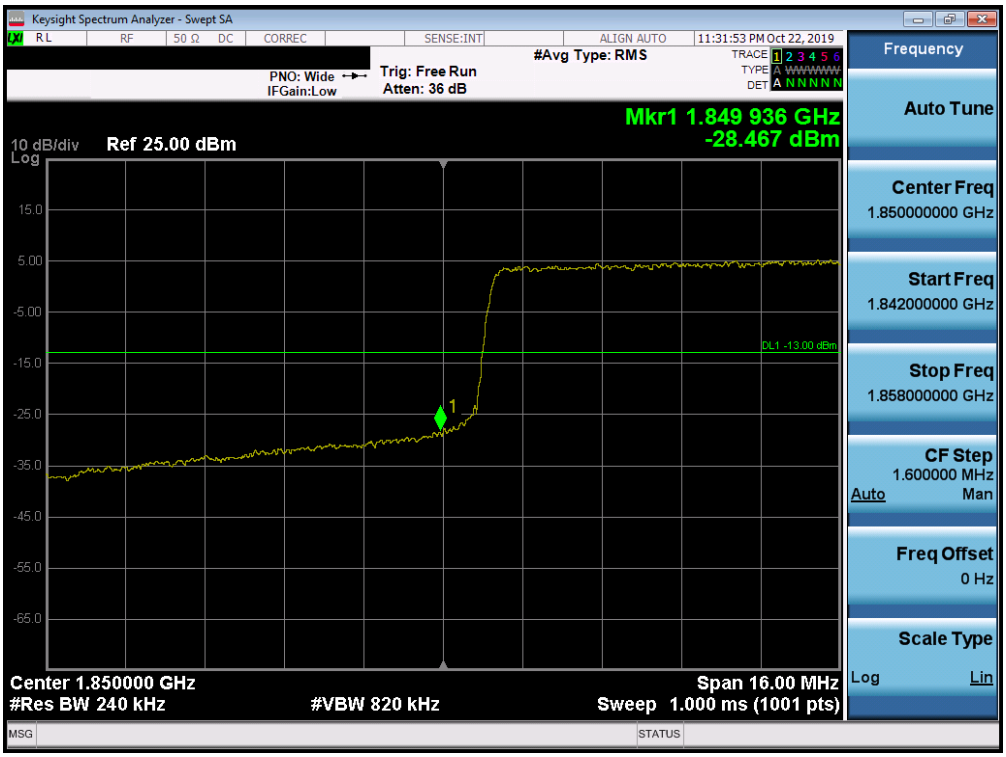

Plot 7-312. Lower Band Edge Plot (Band 25/2 - 20.0MHz QPSK - Full RB Configuration)

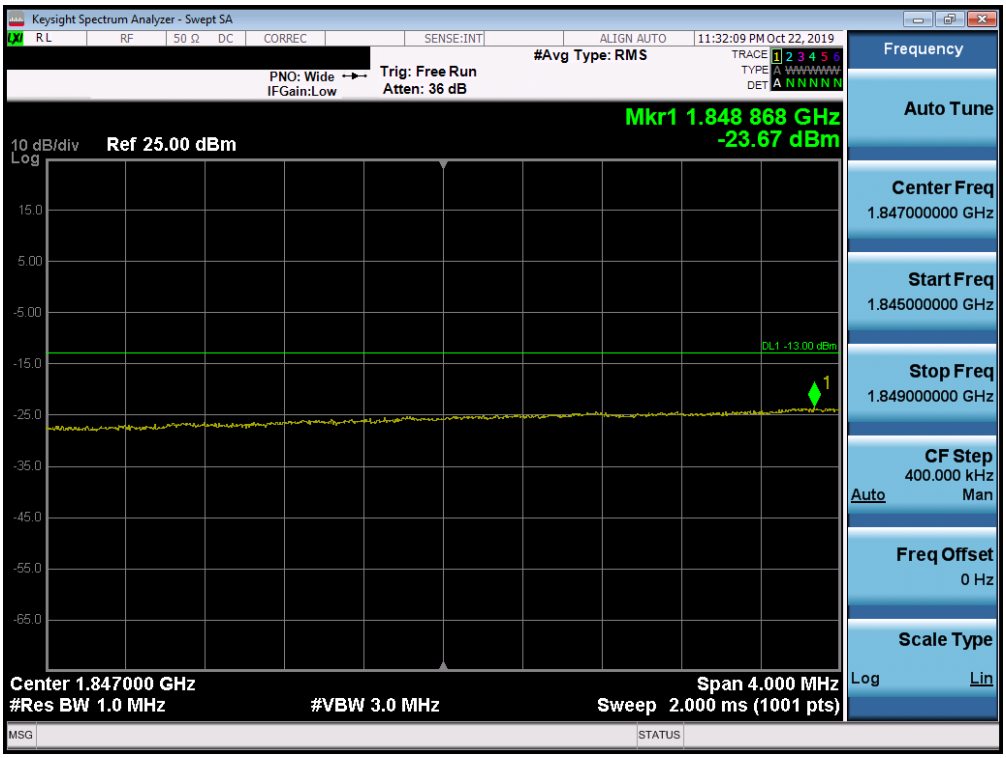

Plot 7-313. Lower Extended Band Edge Plot (Band 25/2 - 20.0MHz QPSK - Full RB Configuration)

© 2020 PCTEST
All rights reserved. Unless otherwise specified, no part of this report may be reproduced or utilized in any part, form or by any means, electronic or mechanical, including photocopying and microfilm, without permission in writing from PCTEST Engineering Laboratory, Inc. If you have any questions about this international copyright or have an enquiry about obtaining additional rights to this report or assembly of contents thereof, please contact INFO@PCTEST.COM.

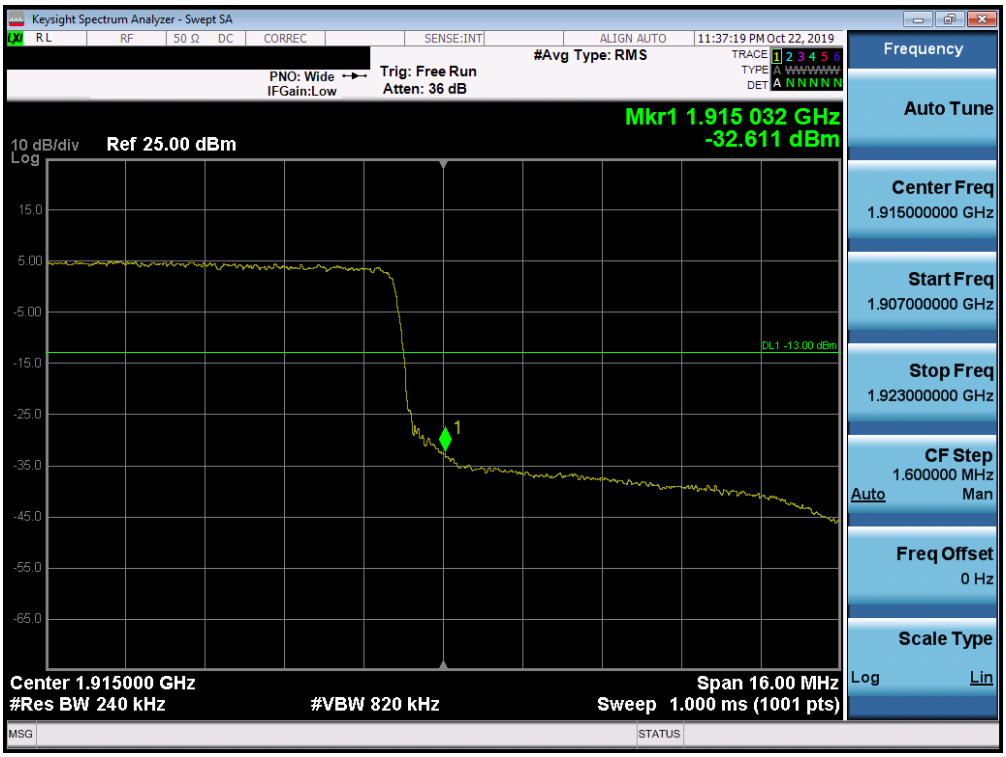

Plot 7-314. Upper Band Edge Plot (Band 25 - 20.0MHz QPSK - Full RB Configuration)

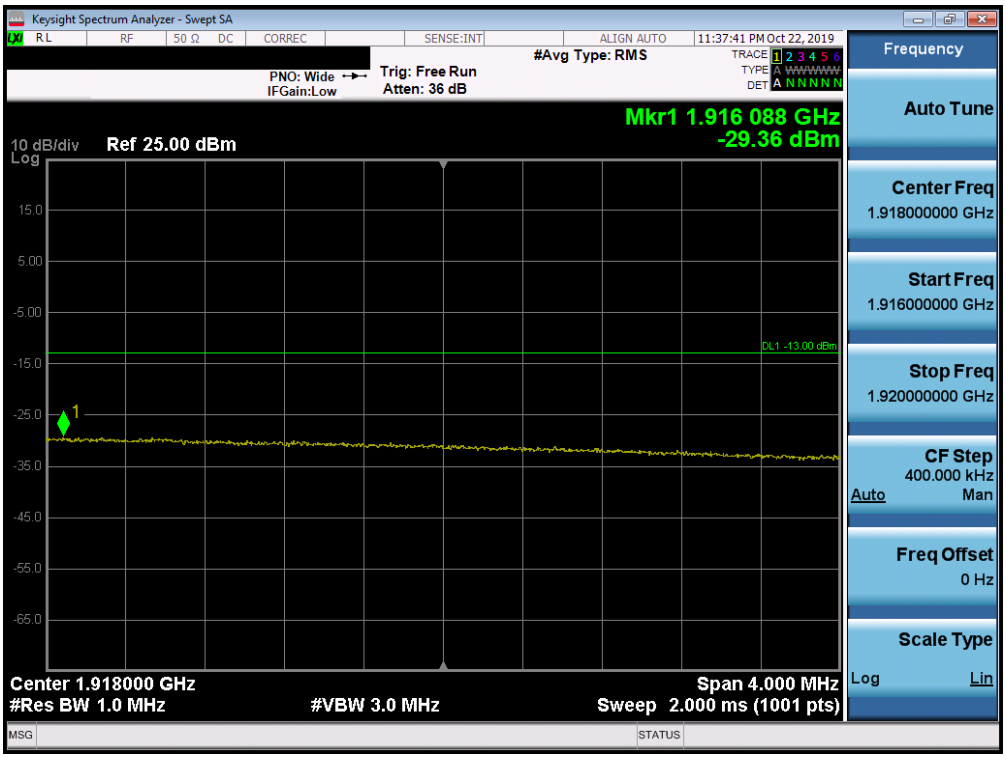

Plot 7-315. Upper Extended Band Edge Plot (Band 25 - 20.0MHz QPSK - Full RB Configuration)

© 2020 PCTEST V 9.0 02/01/2019

All rights reserved. Unless otherwise specified, no part of this report may be reproduced or utilized in any part, form or by any means, electronic or mechanical, including photocopying and microfilm, without permission in writing from PCTEST Engineering Laboratory, Inc. If you have any questions about this international copyright or have an enquiry about obtaining additional rights to this report or assembly of contents thereof, please contact INFO@PCTEST.COM.

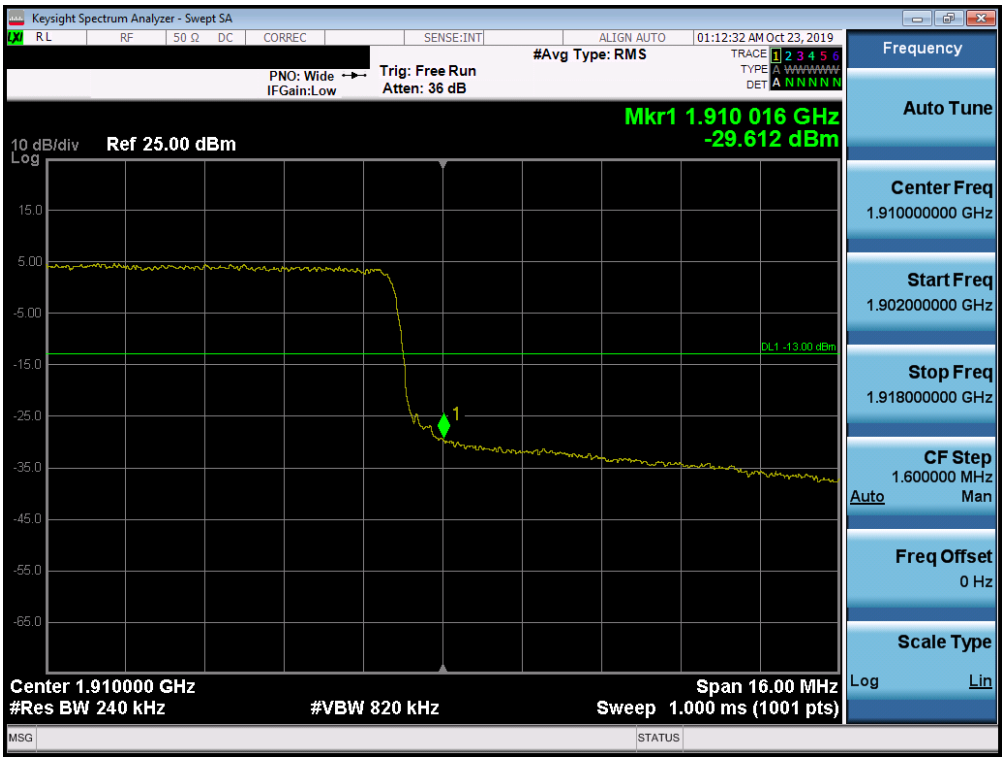

Plot 7-316. Upper Band Edge Plot (Band 2 - 20.0MHz QPSK - Full RB Configuration)

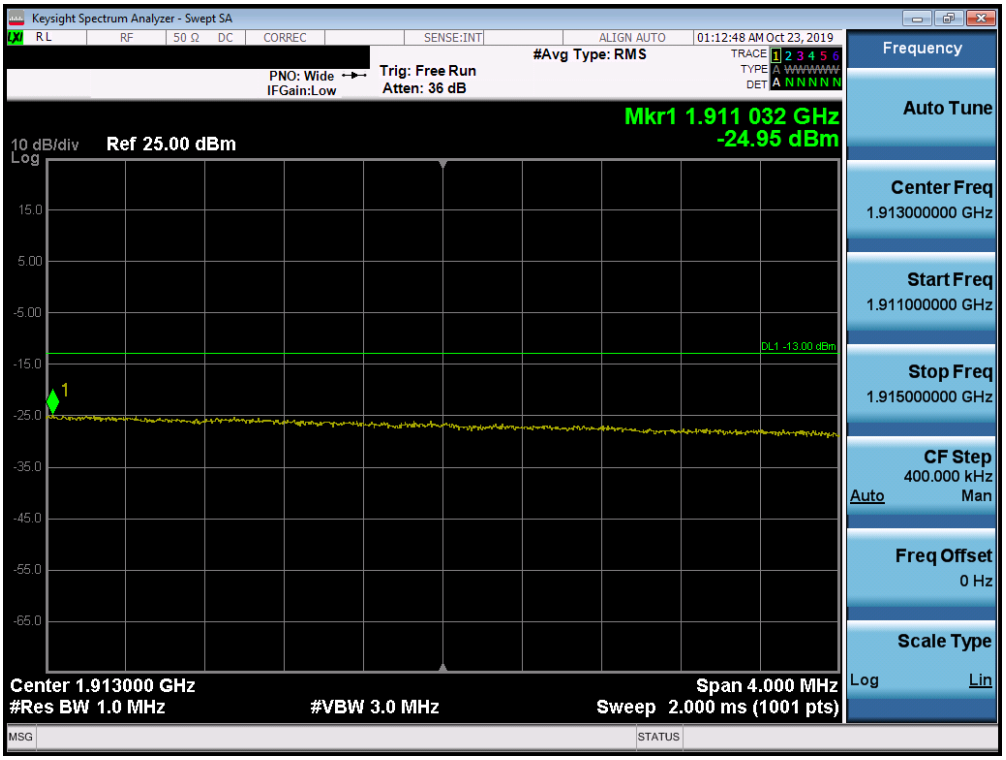

Plot 7-317. Upper Extended Band Edge Plot (Band 2 - 20.0MHz QPSK - Full RB Configuration)

© 2020 PCTEST V 9.0 02/01/2019
All rights reserved. Unless otherwise specified, no part of this report may be reproduced or utilized in any part, form or by any means, electronic or mechanical, including photocopying and microfilm, without permission in writing from PCTEST Engineering Laboratory, Inc. If you have any questions about this international copyright or have an enquiry about obtaining additional rights to this report or assembly of contents thereof, please contact INFO@PCTEST.COM.

Band 30

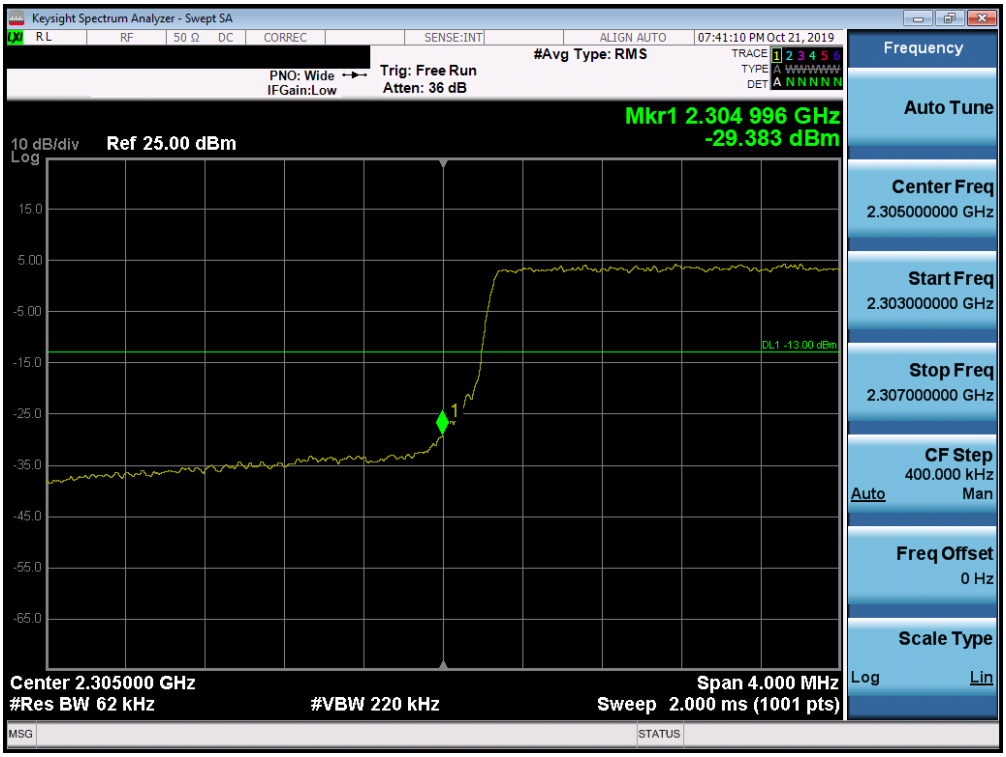

Plot 7-318. Lower Band Edge Plot (Band 30 - 5.0MHz QPSK - Full RB Configuration)

Plot 7-319. Lower Extended Band Edge Plot (Band 30 - 5.0MHz QPSK - Full RB Configuration)

© 2020 PCTEST V 9.0 02/01/2019

All rights reserved. Unless otherwise specified, no part of this report may be reproduced or utilized in any part, form or by any means, electronic or mechanical, including photocopying and microfilm, without permission in writing from PCTEST Engineering Laboratory, Inc. If you have any questions about this international copyright or have an enquiry about obtaining additional rights to this report or assembly of contents thereof, please contact INFO@PCTEST.COM.

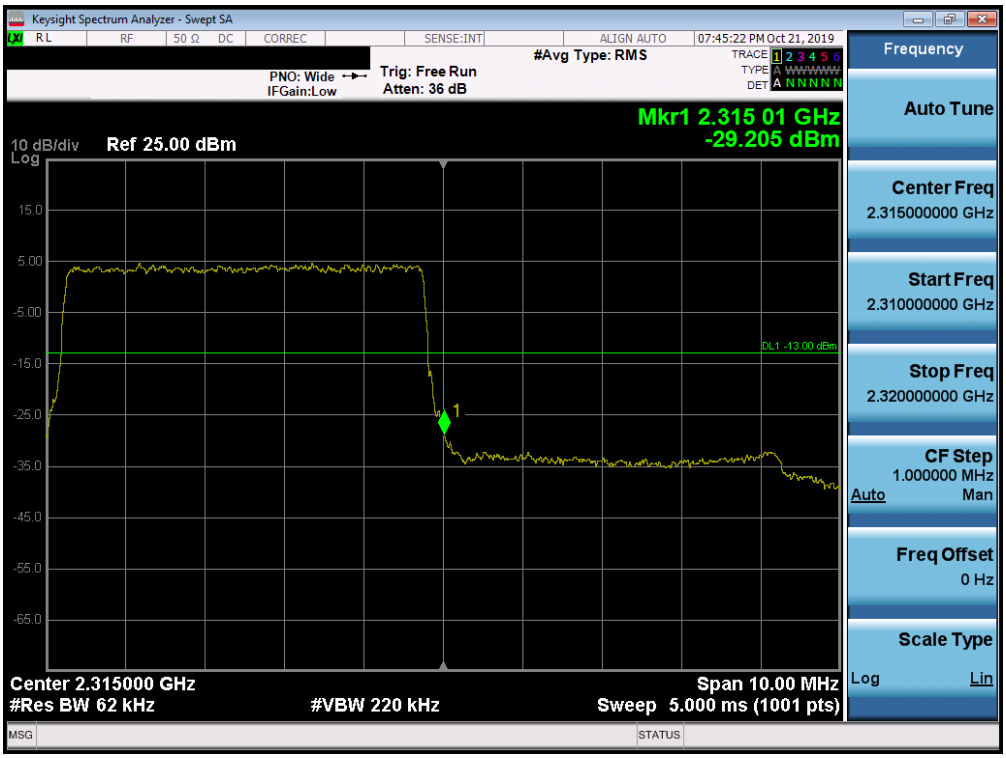

Plot 7-320. Upper Band Edge Plot (Band 30 - 5.0MHz QPSK - Full RB Configuration)

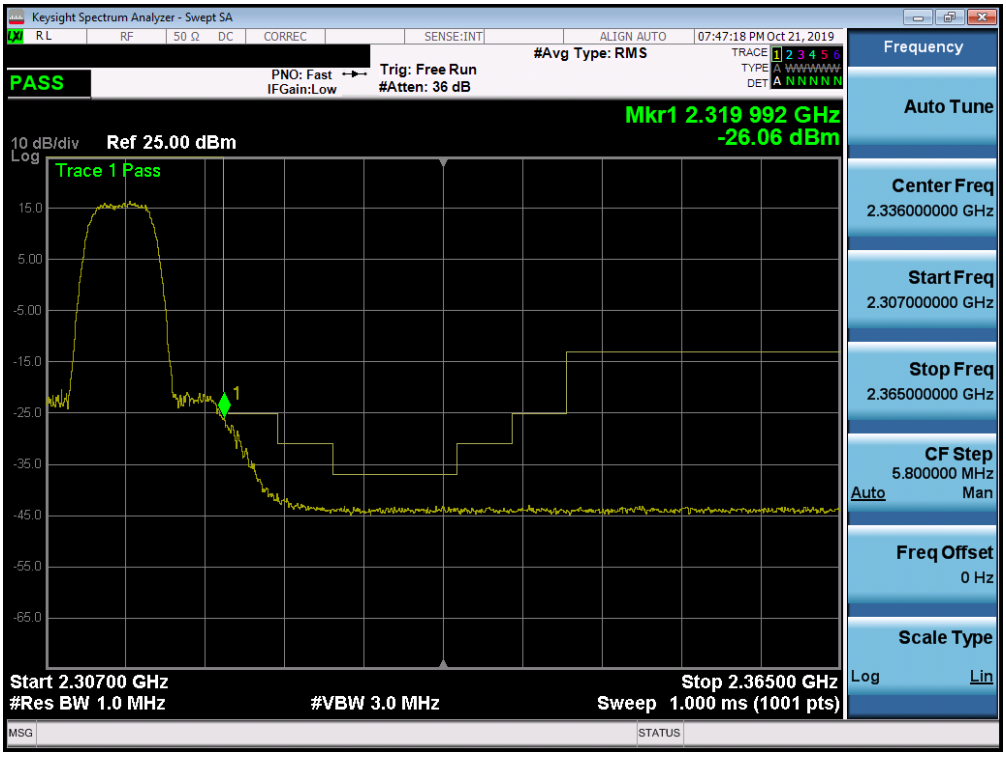

Plot 7-321. Upper Extended Band Edge Plot (Band 30 - 5.0MHz QPSK - Full RB Configuration)

© 2020 PCTEST V 9.0 02/01/2019
All rights reserved. Unless otherwise specified, no part of this report may be reproduced or utilized in any part, form or by any means, electronic or mechanical, including photocopying and microfilm, without permission in writing from PCTEST Engineering Laboratory, Inc. If you have any questions about this international copyright or have an enquiry about obtaining additional rights to this report or assembly of contents thereof, please contact INFO@PCTEST.COM.

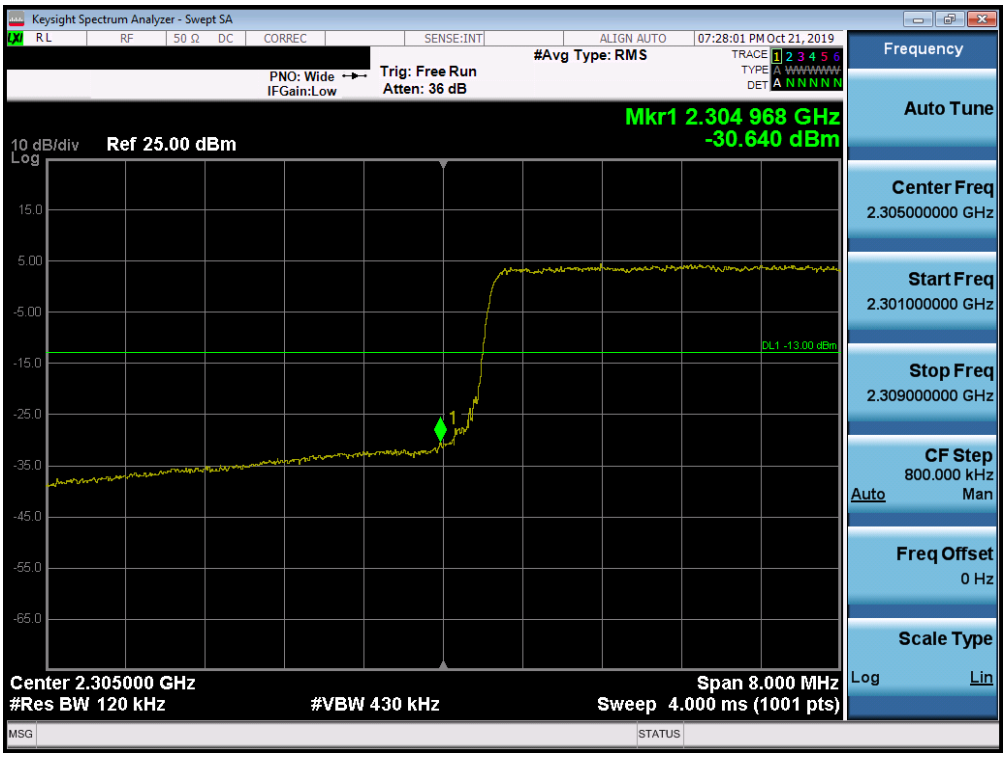

Plot 7-322. Lower Band Edge Plot (Band 30 - 10.0MHz QPSK - Full RB Configuration)

Plot 7-323. Lower Extended Band Edge Plot (Band 30 - 10.0MHz QPSK - Full RB Configuration)

© 2020 PCTEST V 9.0 02/01/2019
All rights reserved. Unless otherwise specified, no part of this report may be reproduced or utilized in any part, form or by any means, electronic or mechanical, including photocopying and microfilm, without permission in writing from PCTEST Engineering Laboratory, Inc. If you have any questions about this international copyright or have an enquiry about obtaining additional rights to this report or assembly of contents thereof, please contact INFO@PCTEST.COM.

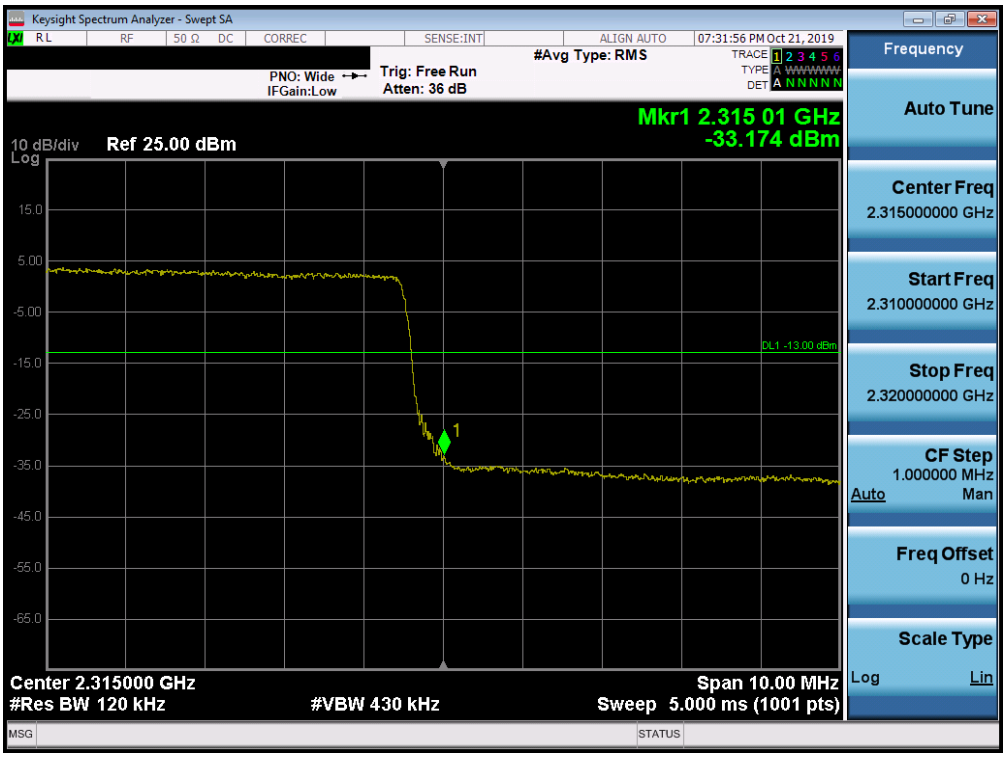

Plot 7-324. Upper Band Edge Plot (Band 30 - 10.0MHz QPSK - Full RB Configuration)

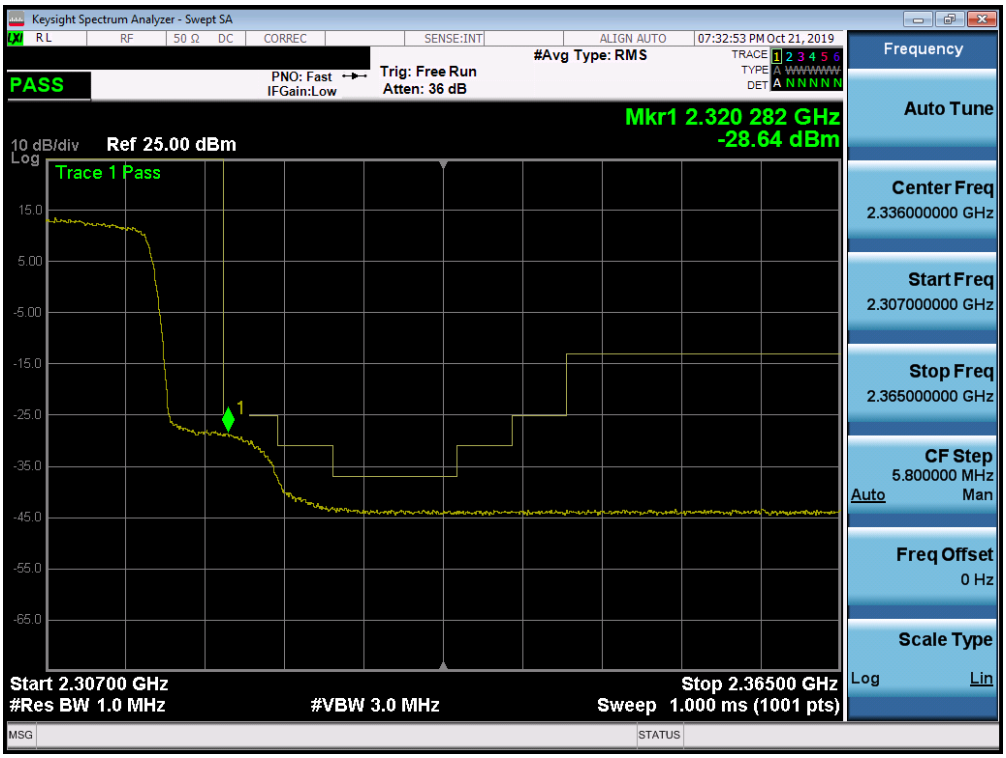

Plot 7-325. Upper Extended Band Edge Plot (Band 30 - 10.0MHz QPSK - Full RB Configuration)

© 2020 PCTEST V 9.0 02/01/2019

All rights reserved. Unless otherwise specified, no part of this report may be reproduced or utilized in any part, form or by any means, electronic or mechanical, including photocopying and microfilm, without permission in writing from PCTEST Engineering Laboratory, Inc. If you have any questions about this international copyright or have an enquiry about obtaining additional rights to this report or assembly of contents thereof, please contact INFO@PCTEST.COM.

Band 7

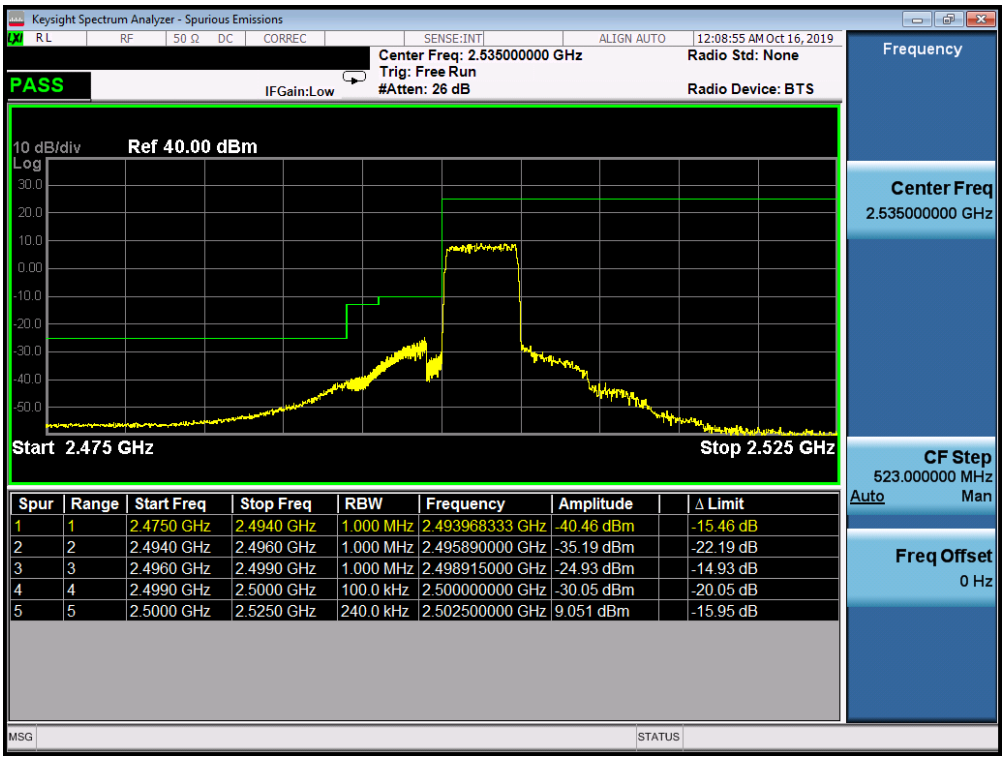

Spur	Range	Start Freq	Stop Freq	RBW	Frequency	Amplitude	Δ Limit
1	1	2.4750 GHz	2.4940 GHz	1.000 MHz	2.493968333 GHz	-40.46 dBm	-15.46 dB
2	2	2.4940 GHz	2.4960 GHz	1.000 MHz	2.495890000 GHz	-35.19 dBm	-22.19 dB
3	3	2.4960 GHz	2.4990 GHz	1.000 MHz	2.498915000 GHz	-24.93 dBm	-14.93 dB
4	4	2.4990 GHz	2.5000 GHz	100.0 kHz	2.500000000 GHz	-30.05 dBm	-20.05 dB
5	5	2.5000 GHz	2.5250 GHz	240.0 kHz	2.502500000 GHz	9.051 dBm	-15.95 dB

Plot 7-326. Lower ACP Plot (Band 7 - 5.0MHz QPSK - Full RB Configuration)

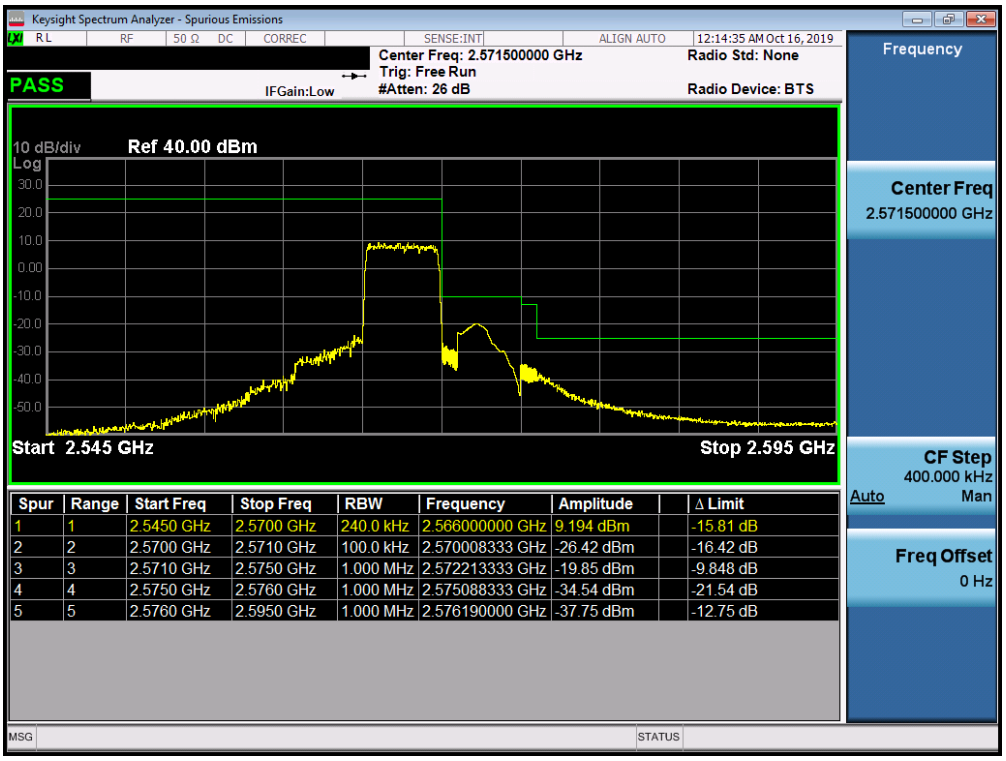

Spur	Range	Start Freq	Stop Freq	RBW	Frequency	Amplitude	Δ Limit
1	1	2.5450 GHz	2.5700 GHz	240.0 kHz	2.566000000 GHz	9.194 dBm	-15.81 dB
2	2	2.5700 GHz	2.5710 GHz	100.0 kHz	2.570008333 GHz	-26.42 dBm	-16.42 dB
3	3	2.5710 GHz	2.5750 GHz	1.000 MHz	2.572213333 GHz	-19.85 dBm	-9.848 dB
4	4	2.5750 GHz	2.5760 GHz	1.000 MHz	2.575088333 GHz	-34.54 dBm	-21.54 dB
5	5	2.5760 GHz	2.5950 GHz	1.000 MHz	2.576190000 GHz	-37.75 dBm	-12.75 dB

Plot 7-327. Higher ACP Plot (Band 7 - 5.0MHz QPSK - Full RB Configuration)

© 2020 PCTEST V 9.0 02/01/2019
All rights reserved. Unless otherwise specified, no part of this report may be reproduced or utilized in any part, form or by any means, electronic or mechanical, including photocopying and microfilm, without permission in writing from PCTEST Engineering Laboratory, Inc. If you have any questions about this international copyright or have an enquiry about obtaining additional rights to this report or assembly of contents thereof, please contact INFO@PCTEST.COM.

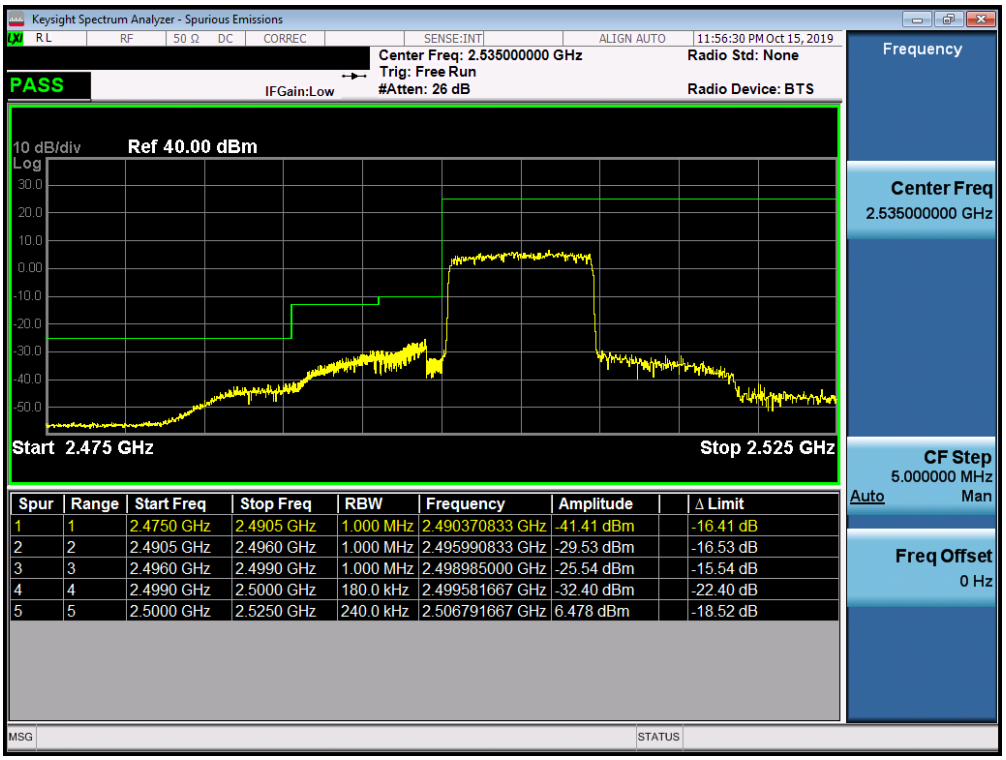

Spur	Range	Start Freq	Stop Freq	RBW	Frequency	Amplitude	Δ Limit
1	1	2.4750 GHz	2.4905 GHz	1.000 MHz	2.490370833 GHz	-41.41 dBm	-16.41 dB
2	2	2.4905 GHz	2.4960 GHz	1.000 MHz	2.495990833 GHz	-29.53 dBm	-16.53 dB
3	3	2.4960 GHz	2.4990 GHz	1.000 MHz	2.498985000 GHz	-25.54 dBm	-15.54 dB
4	4	2.4990 GHz	2.5000 GHz	180.0 kHz	2.499581667 GHz	-32.40 dBm	-22.40 dB
5	5	2.5000 GHz	2.5250 GHz	240.0 kHz	2.506791667 GHz	6.478 dBm	-18.52 dB

Plot 7-328. Lower ACP Plot (Band 7 - 10.0MHz QPSK - Full RB Configuration)

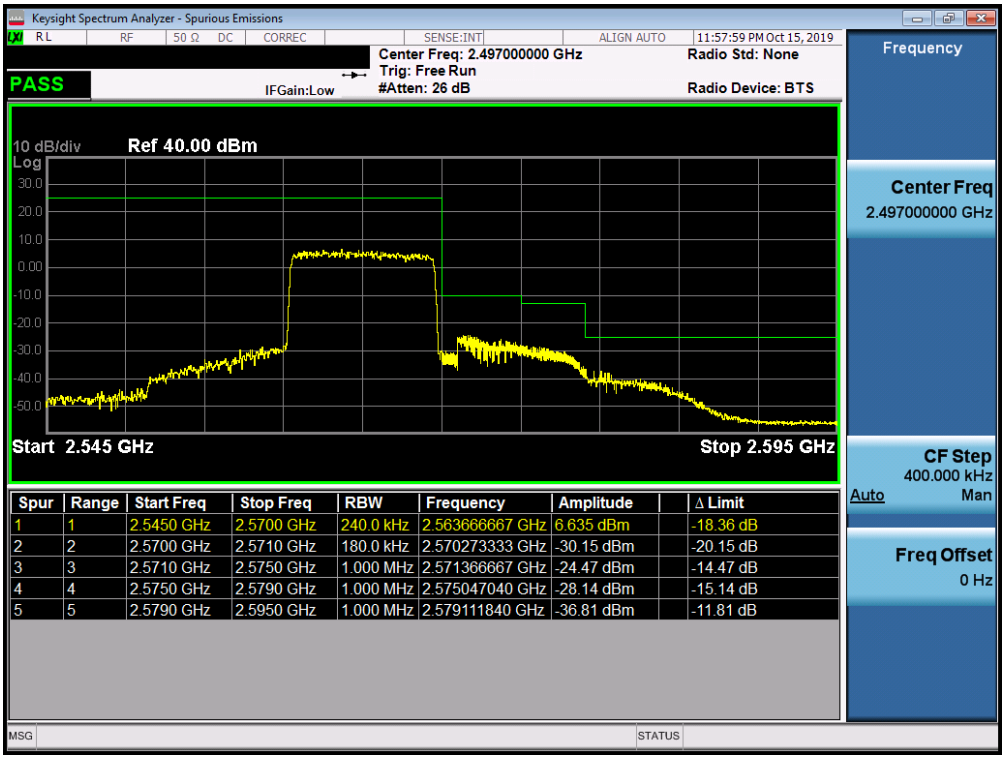

Spur	Range	Start Freq	Stop Freq	RBW	Frequency	Amplitude	Δ Limit
1	1	2.5450 GHz	2.5700 GHz	240.0 kHz	2.563666667 GHz	6.635 dBm	-18.36 dB
2	2	2.5700 GHz	2.5710 GHz	180.0 kHz	2.570273333 GHz	-30.15 dBm	-20.15 dB
3	3	2.5710 GHz	2.5750 GHz	1.000 MHz	2.571366667 GHz	-24.47 dBm	-14.47 dB
4	4	2.5750 GHz	2.5790 GHz	1.000 MHz	2.575047040 GHz	-28.14 dBm	-15.14 dB
5	5	2.5790 GHz	2.5950 GHz	1.000 MHz	2.579111840 GHz	-36.81 dBm	-11.81 dB

Plot 7-329. Higher ACP Plot (Band 7 - 10.0MHz QPSK - Full RB Configuration)

© 2020 PCTEST V 9.0 02/01/2019
All rights reserved. Unless otherwise specified, no part of this report may be reproduced or utilized in any part, form or by any means, electronic or mechanical, including photocopying and microfilm, without permission in writing from PCTEST Engineering Laboratory, Inc. If you have any questions about this international copyright or have an enquiry about obtaining additional rights to this report or assembly of contents thereof, please contact INFO@PCTEST.COM.

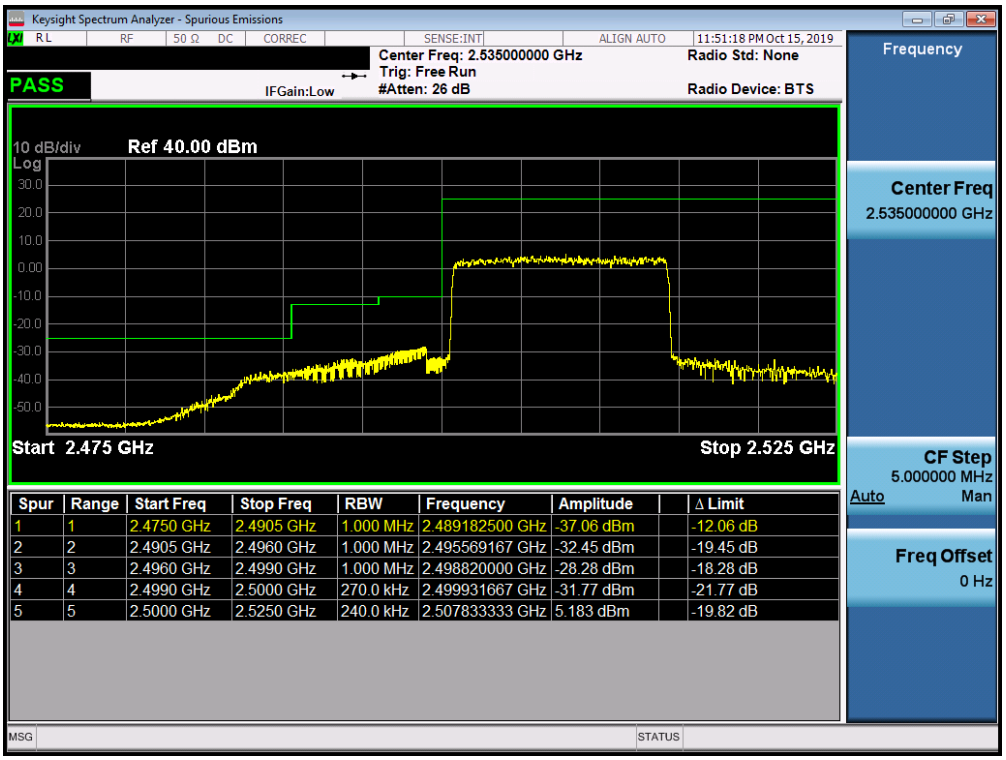

Spur	Range	Start Freq	Stop Freq	RBW	Frequency	Amplitude	Δ Limit
1	1	2.4750 GHz	2.4905 GHz	1.000 MHz	2.489182500 GHz	-37.06 dBm	-12.06 dB
2	2	2.4905 GHz	2.4960 GHz	1.000 MHz	2.495569167 GHz	-32.45 dBm	-19.45 dB
3	3	2.4960 GHz	2.4990 GHz	1.000 MHz	2.498820000 GHz	-28.28 dBm	-18.28 dB
4	4	2.4990 GHz	2.5000 GHz	270.0 kHz	2.499931667 GHz	-31.77 dBm	-21.77 dB
5	5	2.5000 GHz	2.5250 GHz	240.0 kHz	2.507833333 GHz	5.183 dBm	-19.82 dB

Plot 7-330. Lower ACP Plot (Band 7 - 15.0MHz QPSK - Full RB Configuration)

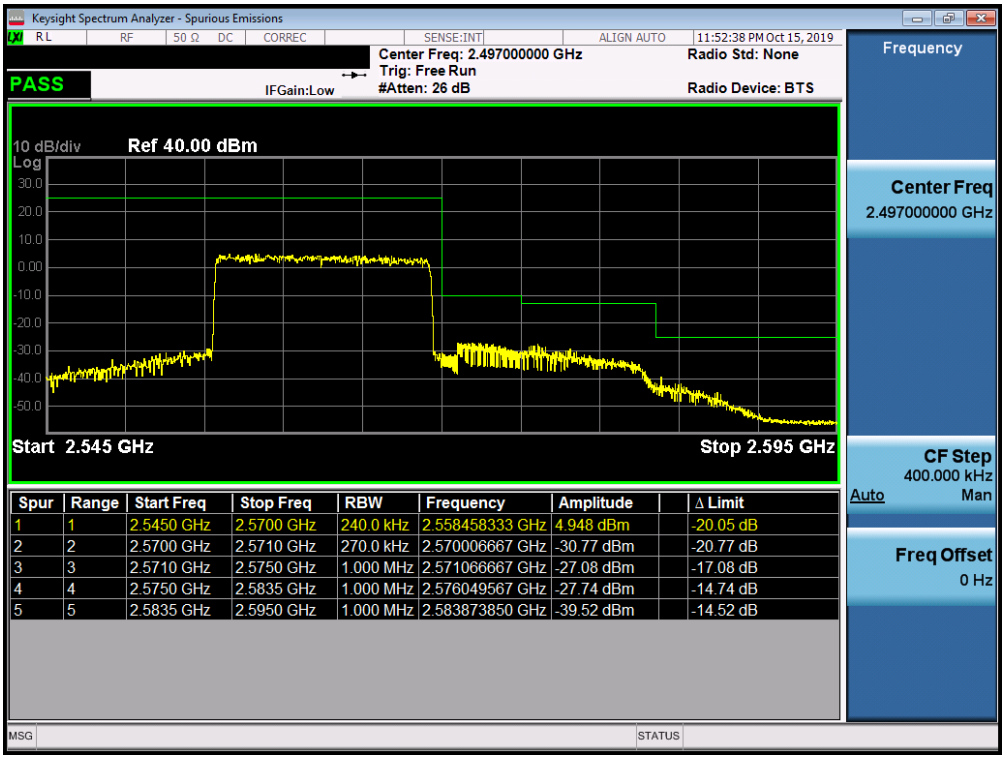

Spur	Range	Start Freq	Stop Freq	RBW	Frequency	Amplitude	Δ Limit
1	1	2.5450 GHz	2.5700 GHz	240.0 kHz	2.558458333 GHz	4.948 dBm	-20.05 dB
2	2	2.5700 GHz	2.5710 GHz	270.0 kHz	2.570006667 GHz	-30.77 dBm	-20.77 dB
3	3	2.5710 GHz	2.5750 GHz	1.000 MHz	2.571066667 GHz	-27.08 dBm	-17.08 dB
4	4	2.5750 GHz	2.5835 GHz	1.000 MHz	2.576049567 GHz	-27.74 dBm	-14.74 dB
5	5	2.5835 GHz	2.5950 GHz	1.000 MHz	2.583873850 GHz	-39.52 dBm	-14.52 dB

Plot 7-331. Higher ACP Plot (Band 7 - 15.0MHz QPSK - Full RB Configuration)

© 2020 PCTEST
All rights reserved. Unless otherwise specified, no part of this report may be reproduced or utilized in any part, form or by any means, electronic or mechanical, including photocopying and microfilm, without permission in writing from PCTEST Engineering Laboratory, Inc. If you have any questions about this international copyright or have an enquiry about obtaining additional rights to this report or assembly of contents thereof, please contact INFO@PCTEST.COM.

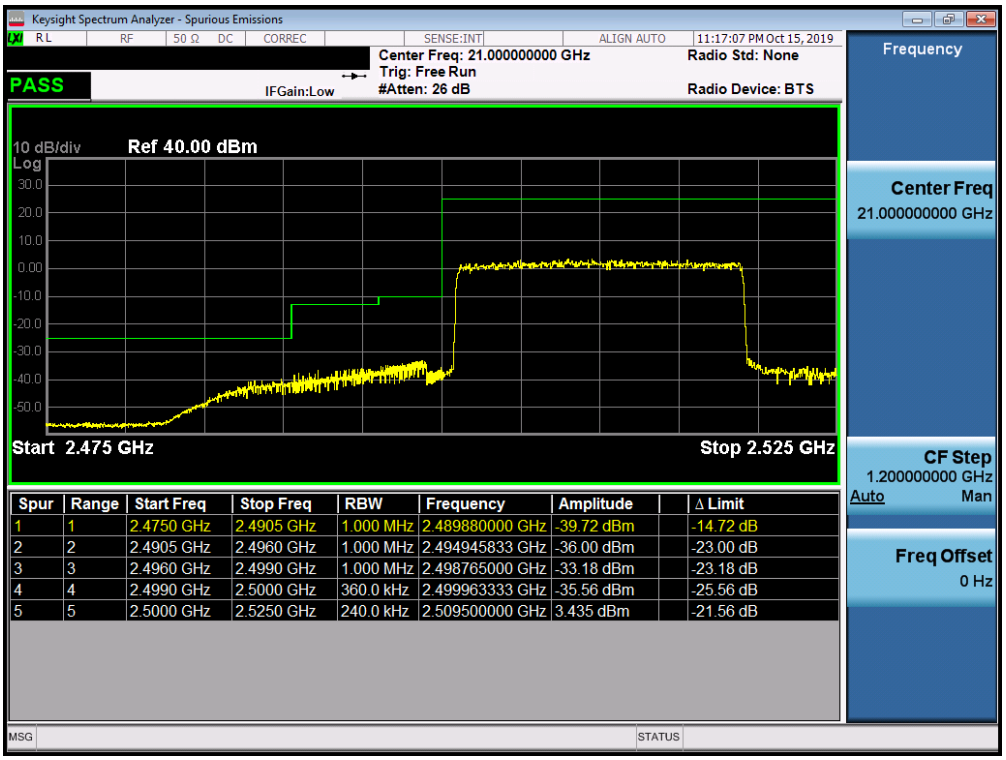

Spur	Range	Start Freq	Stop Freq	RBW	Frequency	Amplitude	Δ Limit
1	1	2.4750 GHz	2.4905 GHz	1.000 MHz	2.489880000 GHz	-39.72 dBm	-14.72 dB
2	2	2.4905 GHz	2.4960 GHz	1.000 MHz	2.494945833 GHz	-36.00 dBm	-23.00 dB
3	3	2.4960 GHz	2.4990 GHz	1.000 MHz	2.498765000 GHz	-33.18 dBm	-23.18 dB
4	4	2.4990 GHz	2.5000 GHz	360.0 kHz	2.499963333 GHz	-35.56 dBm	-25.56 dB
5	5	2.5000 GHz	2.5250 GHz	240.0 kHz	2.509500000 GHz	3.435 dBm	-21.56 dB

Plot 7-332. Lower ACP Plot (Band 7 - 20.0MHz QPSK - Full RB Configuration)

Spur	Range	Start Freq	Stop Freq	RBW	Frequency	Amplitude	Δ Limit
1	1	2.5450 GHz	2.5700 GHz	240.0 kHz	2.559041667 GHz	4.433 dBm	-20.57 dB
2	2	2.5700 GHz	2.5710 GHz	360.0 kHz	2.570760000 GHz	-29.81 dBm	-19.81 dB
3	3	2.5710 GHz	2.5750 GHz	1.000 MHz	2.573333333 GHz	-25.30 dBm	-15.30 dB
4	4	2.5750 GHz	2.5900 GHz	1.000 MHz	2.577875000 GHz	-26.58 dBm	-13.58 dB
5	5	2.5900 GHz	2.5950 GHz	1.000 MHz	2.590150000 GHz	-52.75 dBm	-27.75 dB

Plot 7-333. Higher ACP Plot (Band 7 - 20.0MHz QPSK - Full RB Configuration)

© 2020 PCTEST V 9.0 02/01/2019
All rights reserved. Unless otherwise specified, no part of this report may be reproduced or utilized in any part, form or by any means, electronic or mechanical, including photocopying and microfilm, without permission in writing from PCTEST Engineering Laboratory, Inc. If you have any questions about this international copyright or have an enquiry about obtaining additional rights to this report or assembly of contents thereof, please contact INFO@PCTEST.COM.

Band 41 PC3

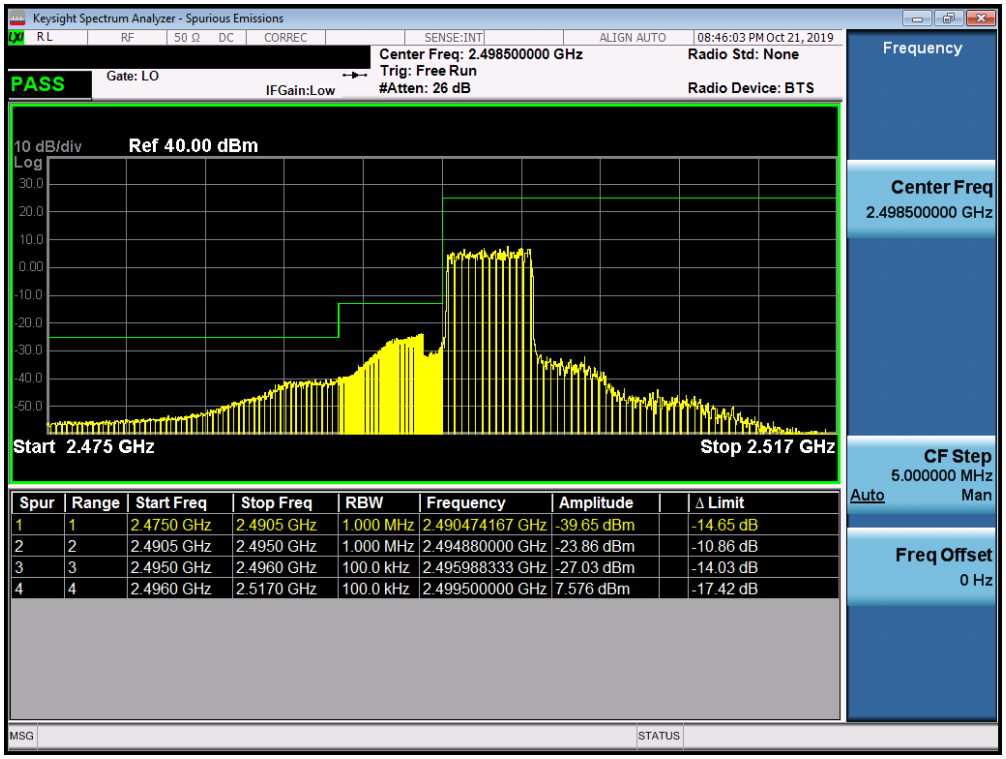

Spur	Range	Start Freq	Stop Freq	RBW	Frequency	Amplitude	Δ Limit
1	1	2.4750 GHz	2.4905 GHz	1.000 MHz	2.490474167 GHz	-39.65 dBm	-14.65 dB
2	2	2.4905 GHz	2.4950 GHz	1.000 MHz	2.494880000 GHz	-23.86 dBm	-10.86 dB
3	3	2.4950 GHz	2.4960 GHz	100.0 kHz	2.495988333 GHz	-27.03 dBm	-14.03 dB
4	4	2.4960 GHz	2.5170 GHz	100.0 kHz	2.499500000 GHz	7.576 dBm	-17.42 dB

Plot 7-334. Lower ACP Plot (Band 41 PC3 - 5.0MHz QPSK - Full RB Configuration)

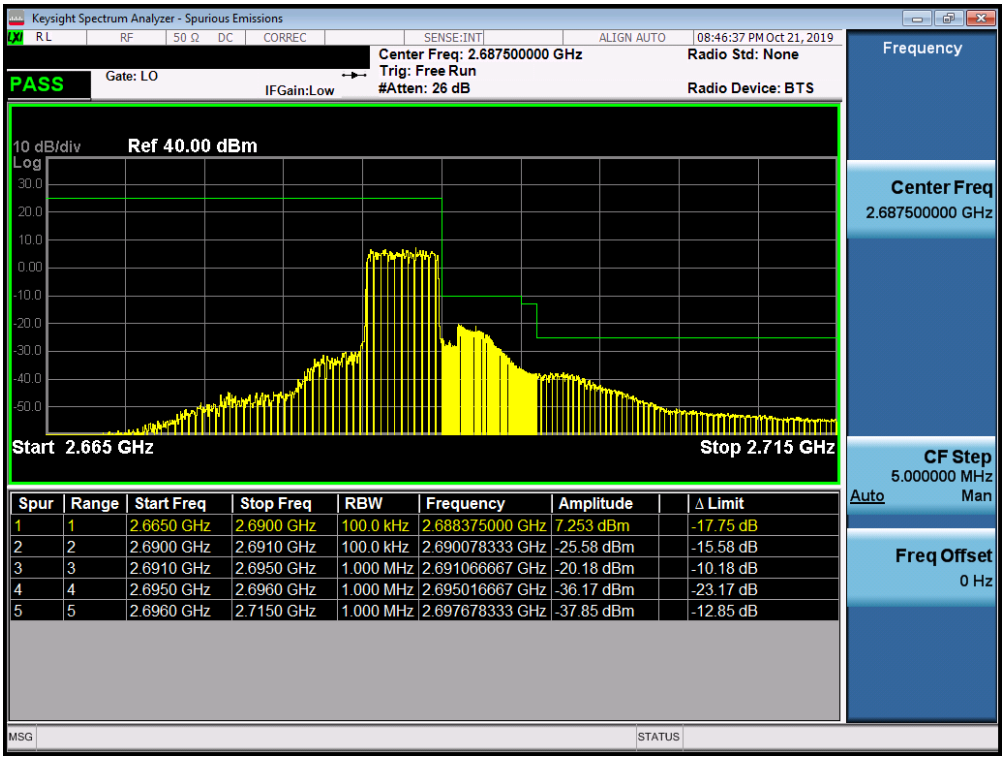

Spur	Range	Start Freq	Stop Freq	RBW	Frequency	Amplitude	Δ Limit
1	1	2.6650 GHz	2.6900 GHz	100.0 kHz	2.688375000 GHz	7.253 dBm	-17.75 dB
2	2	2.6900 GHz	2.6910 GHz	100.0 kHz	2.690078333 GHz	-25.58 dBm	-15.58 dB
3	3	2.6910 GHz	2.6950 GHz	1.000 MHz	2.691066667 GHz	-20.18 dBm	-10.18 dB
4	4	2.6950 GHz	2.6960 GHz	1.000 MHz	2.695016667 GHz	-36.17 dBm	-23.17 dB
5	5	2.6960 GHz	2.7150 GHz	1.000 MHz	2.697678333 GHz	-37.85 dBm	-12.85 dB

Plot 7-335. Upper ACP Plot (Band 41 PC3 - 5.0MHz QPSK - Full RB Configuration)

© 2020 PCTEST V 9.0 02/01/2019
All rights reserved. Unless otherwise specified, no part of this report may be reproduced or utilized in any part, form or by any means, electronic or mechanical, including photocopying and microfilm, without permission in writing from PCTEST Engineering Laboratory, Inc. If you have any questions about this international copyright or have an enquiry about obtaining additional rights to this report or assembly of contents thereof, please contact INFO@PCTEST.COM.

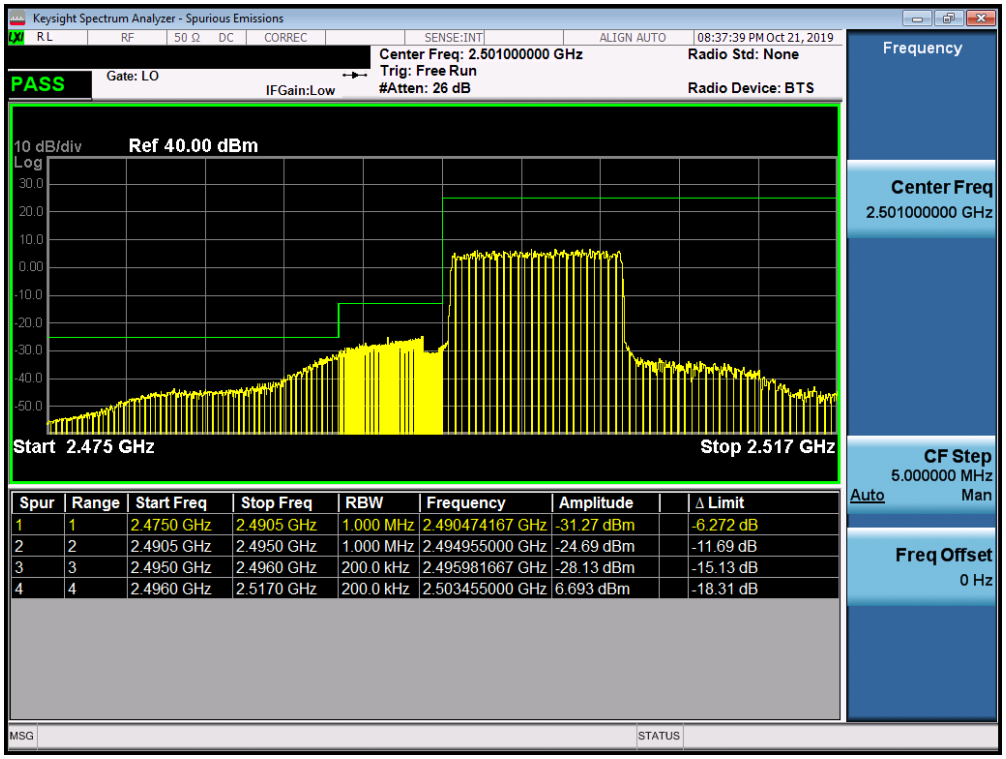

Spur	Range	Start Freq	Stop Freq	RBW	Frequency	Amplitude	Δ Limit
1	1	2.4750 GHz	2.4905 GHz	1.000 MHz	2.490474167 GHz	-31.27 dBm	-6.272 dB
2	2	2.4905 GHz	2.4950 GHz	1.000 MHz	2.494955000 GHz	-24.69 dBm	-11.69 dB
3	3	2.4950 GHz	2.4960 GHz	200.0 kHz	2.495981667 GHz	-28.13 dBm	-15.13 dB
4	4	2.4960 GHz	2.5170 GHz	200.0 kHz	2.503455000 GHz	6.693 dBm	-18.31 dB

Plot 7-336. Lower ACP Plot (Band 41 PC3 - 10.0MHz QPSK - Full RB Configuration)

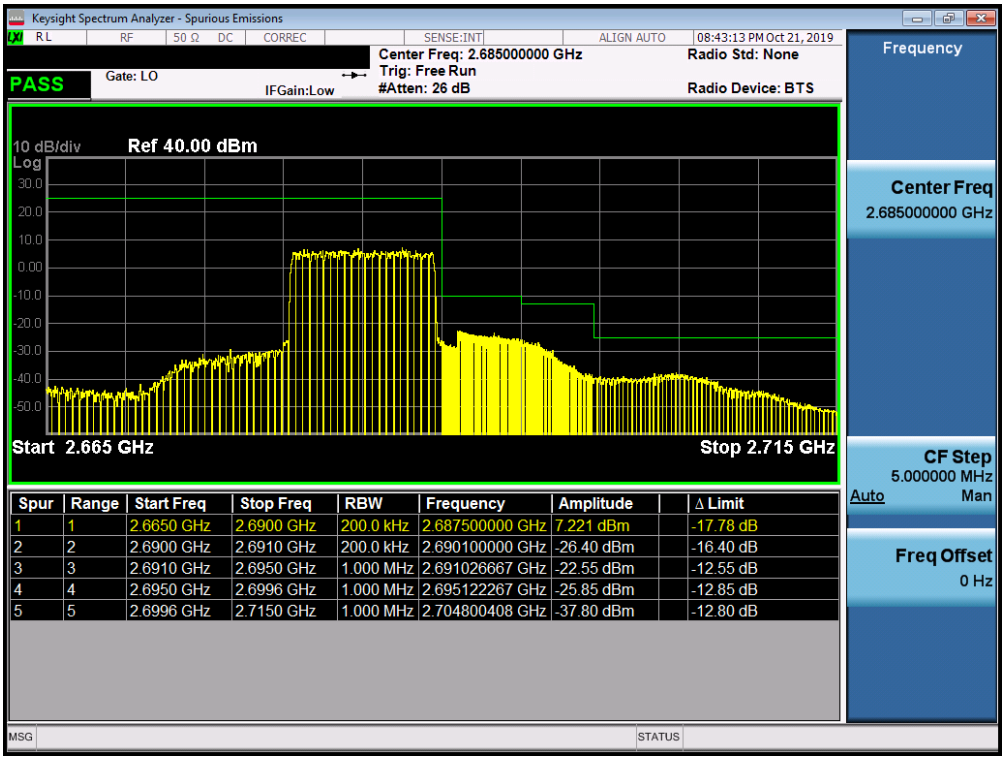

Spur	Range	Start Freq	Stop Freq	RBW	Frequency	Amplitude	Δ Limit
1	1	2.6650 GHz	2.6900 GHz	200.0 kHz	2.687500000 GHz	7.221 dBm	-17.78 dB
2	2	2.6900 GHz	2.6910 GHz	200.0 kHz	2.690100000 GHz	-26.40 dBm	-16.40 dB
3	3	2.6910 GHz	2.6950 GHz	1.000 MHz	2.691026667 GHz	-22.55 dBm	-12.55 dB
4	4	2.6950 GHz	2.6996 GHz	1.000 MHz	2.695122267 GHz	-25.85 dBm	-12.85 dB
5	5	2.6996 GHz	2.7150 GHz	1.000 MHz	2.704800408 GHz	-37.80 dBm	-12.80 dB

Plot 7-337. Upper ACP Plot (Band 41 PC3 - 10.0MHz QPSK - Full RB Configuration)

© 2020 PCTEST V 9.0 02/01/2019

All rights reserved. Unless otherwise specified, no part of this report may be reproduced or utilized in any part, form or by any means, electronic or mechanical, including photocopying and microfilm, without permission in writing from PCTEST Engineering Laboratory, Inc. If you have any questions about this international copyright or have an enquiry about obtaining additional rights to this report or assembly of contents thereof, please contact INFO@PCTEST.COM.

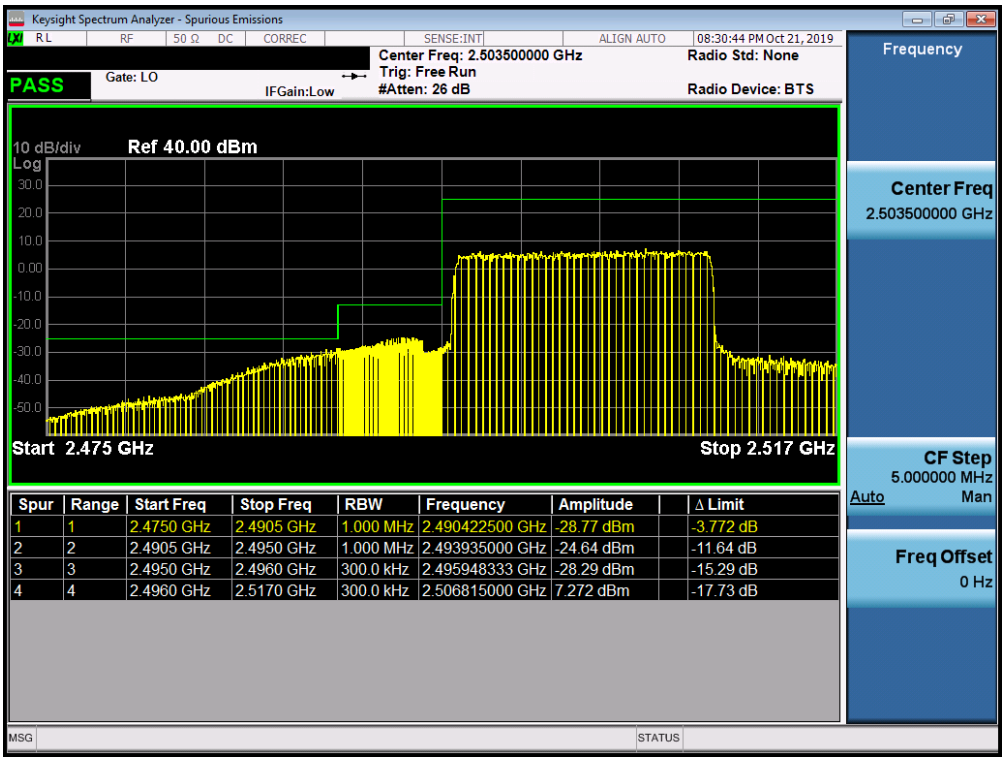

Spur	Range	Start Freq	Stop Freq	RBW	Frequency	Amplitude	Δ Limit
1	1	2.4750 GHz	2.4905 GHz	1.000 MHz	2.490422500 GHz	-28.77 dBm	-3.772 dB
2	2	2.4905 GHz	2.4950 GHz	1.000 MHz	2.493935000 GHz	-24.64 dBm	-11.64 dB
3	3	2.4950 GHz	2.4960 GHz	300.0 kHz	2.495948333 GHz	-28.29 dBm	-15.29 dB
4	4	2.4960 GHz	2.5170 GHz	300.0 kHz	2.506815000 GHz	7.272 dBm	-17.73 dB

Plot 7-338. Lower ACP Plot (Band 41 PC3 - 15.0MHz QPSK - Full RB Configuration)

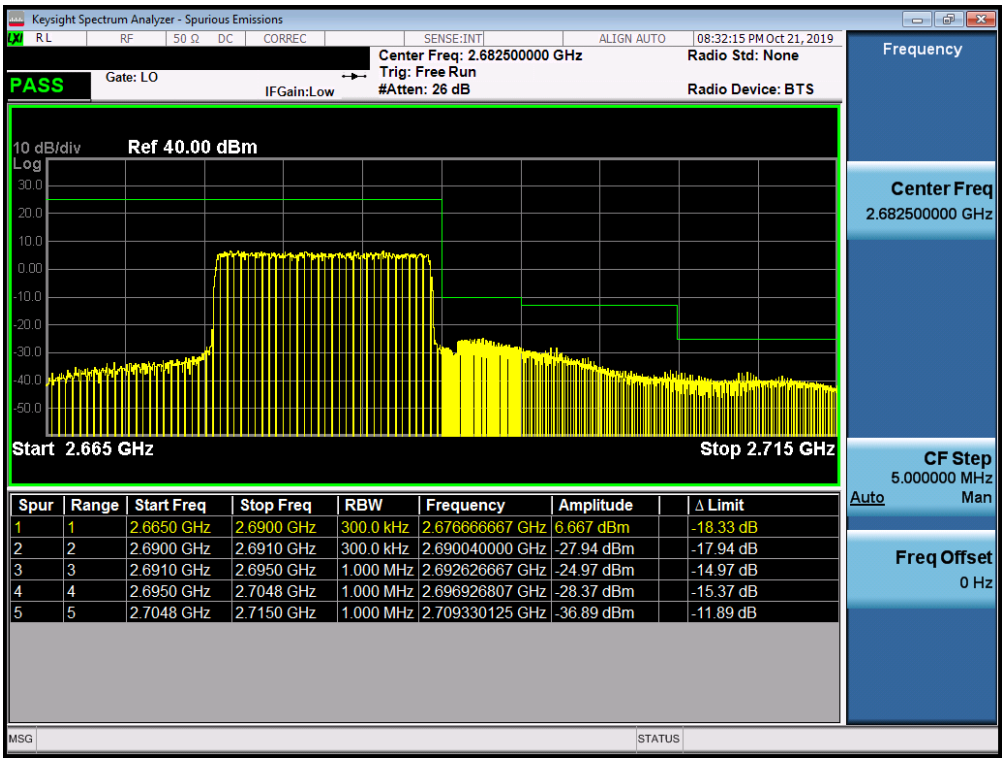

Spur	Range	Start Freq	Stop Freq	RBW	Frequency	Amplitude	Δ Limit
1	1	2.6650 GHz	2.6900 GHz	300.0 kHz	2.676666667 GHz	6.667 dBm	-18.33 dB
2	2	2.6900 GHz	2.6910 GHz	300.0 kHz	2.690040000 GHz	-27.94 dBm	-17.94 dB
3	3	2.6910 GHz	2.6950 GHz	1.000 MHz	2.692626667 GHz	-24.97 dBm	-14.97 dB
4	4	2.6950 GHz	2.7048 GHz	1.000 MHz	2.696926807 GHz	-28.37 dBm	-15.37 dB
5	5	2.7048 GHz	2.7150 GHz	1.000 MHz	2.709330125 GHz	-36.89 dBm	-11.89 dB

Plot 7-339. Upper ACP Plot (Band 41 PC3 - 15.0MHz QPSK - Full RB Configuration)

© 2020 PCTEST V 9.0 02/01/2019
All rights reserved. Unless otherwise specified, no part of this report may be reproduced or utilized in any part, form or by any means, electronic or mechanical, including photocopying and microfilm, without permission in writing from PCTEST Engineering Laboratory, Inc. If you have any questions about this international copyright or have an enquiry about obtaining additional rights to this report or assembly of contents thereof, please contact INFO@PCTEST.COM.

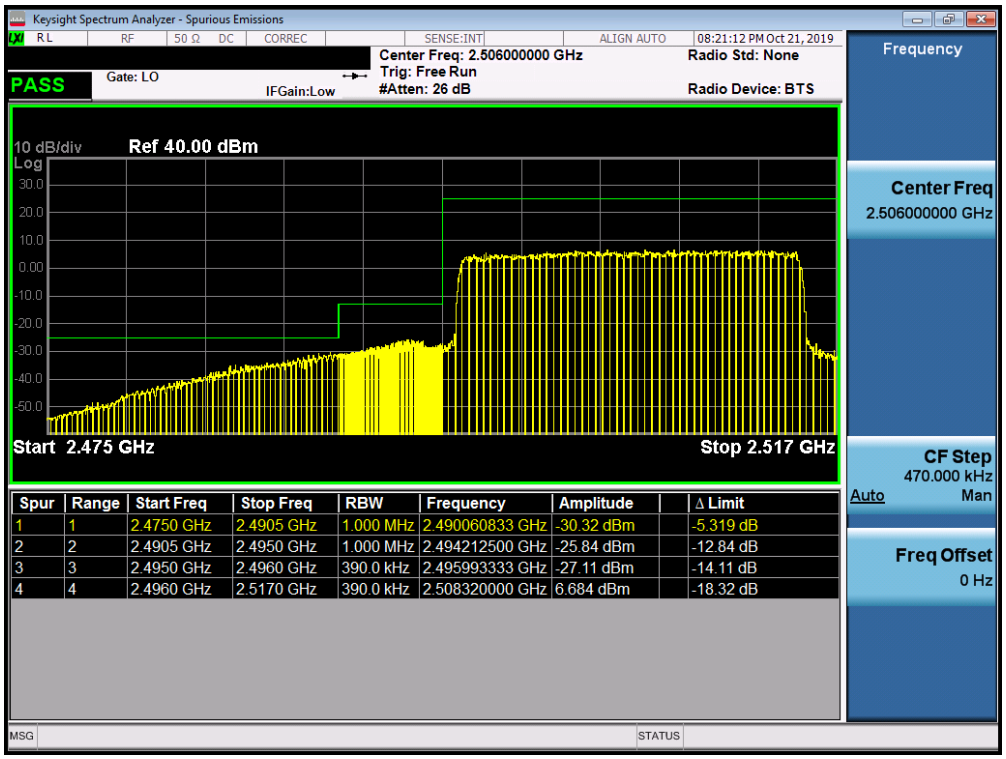

Spur	Range	Start Freq	Stop Freq	RBW	Frequency	Amplitude	Δ Limit
1	1	2.4750 GHz	2.4905 GHz	1.000 MHz	2.490060833 GHz	-30.32 dBm	-5.319 dB
2	2	2.4905 GHz	2.4950 GHz	1.000 MHz	2.494212500 GHz	-25.84 dBm	-12.84 dB
3	3	2.4950 GHz	2.4960 GHz	390.0 kHz	2.495993333 GHz	-27.11 dBm	-14.11 dB
4	4	2.4960 GHz	2.5170 GHz	390.0 kHz	2.508320000 GHz	6.684 dBm	-18.32 dB

Plot 7-340. Lower ACP Plot (Band 41 PC3 - 20.0MHz QPSK - Full RB Configuration)

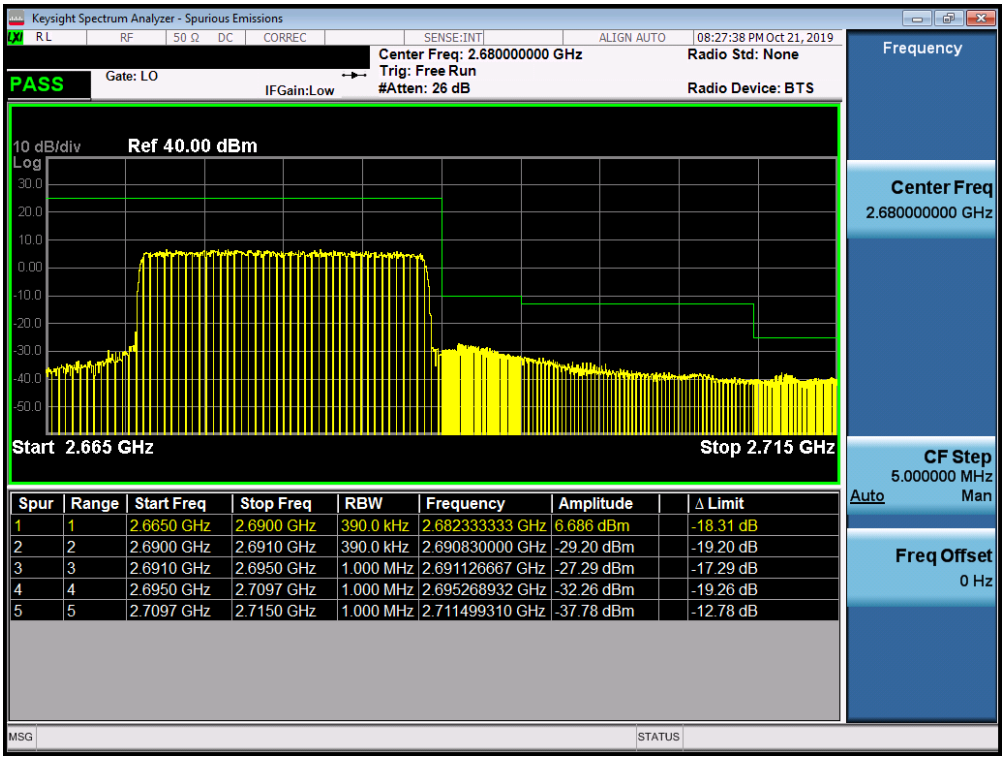

Spur	Range	Start Freq	Stop Freq	RBW	Frequency	Amplitude	Δ Limit
1	1	2.6650 GHz	2.6900 GHz	390.0 kHz	2.682333333 GHz	6.686 dBm	-18.31 dB
2	2	2.6900 GHz	2.6910 GHz	390.0 kHz	2.690830000 GHz	-29.20 dBm	-19.20 dB
3	3	2.6910 GHz	2.6950 GHz	1.000 MHz	2.691126667 GHz	-27.29 dBm	-17.29 dB
4	4	2.6950 GHz	2.7097 GHz	1.000 MHz	2.695268932 GHz	-32.26 dBm	-19.26 dB
5	5	2.7097 GHz	2.7150 GHz	1.000 MHz	2.711499310 GHz	-37.78 dBm	-12.78 dB

Plot 7-341. Upper ACP Plot (Band 41 PC3 - 20.0MHz QPSK - Full RB Configuration)

© 2020 PCTEST V 9.0 02/01/2019
All rights reserved. Unless otherwise specified, no part of this report may be reproduced or utilized in any part, form or by any means, electronic or mechanical, including photocopying and microfilm, without permission in writing from PCTEST Engineering Laboratory, Inc. If you have any questions about this international copyright or have an enquiry about obtaining additional rights to this report or assembly of contents thereof, please contact INFO@PCTEST.COM.

Band 38

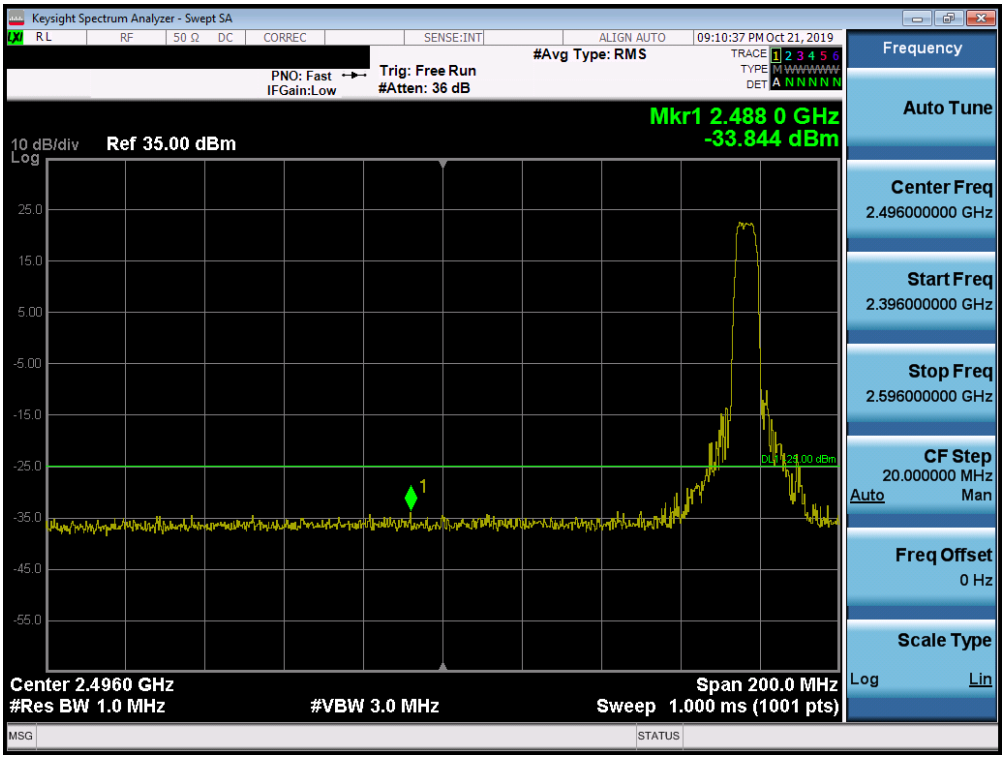

Plot 7-342. Lower Band Edge Plot (Band 38 - 5.0MHz QPSK - Full RB Configuration)

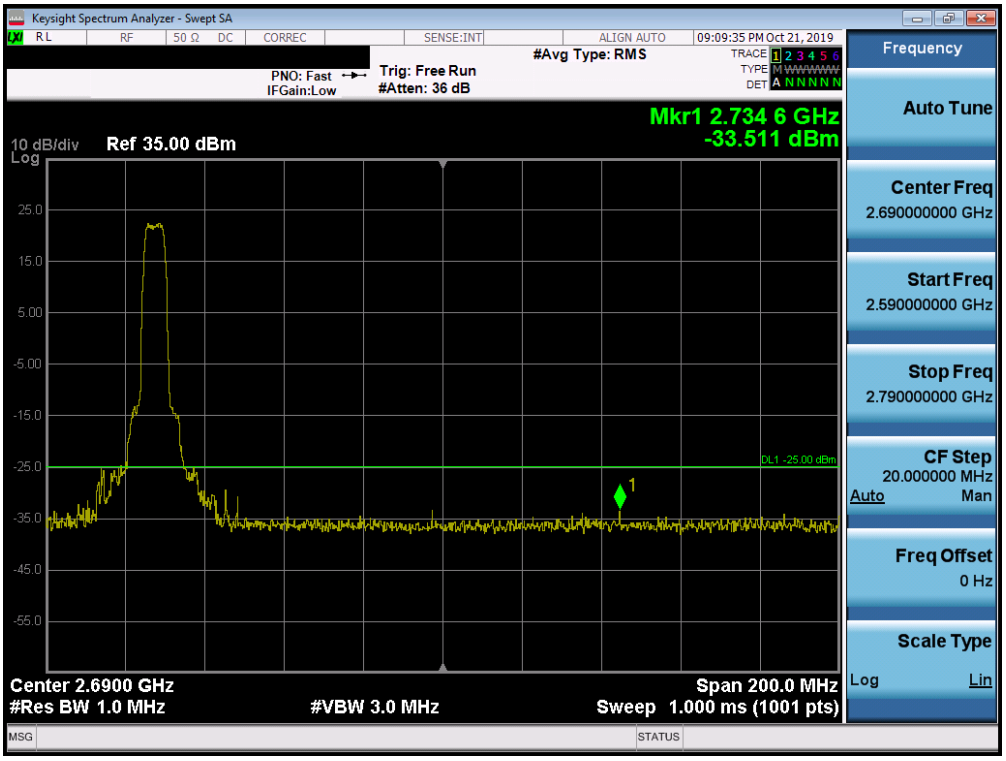

Plot 7-343.Upper Band Edge Plot (Band 38 - 5.0MHz QPSK - Full RB Configuration)

© 2020 PCTEST V 9.0 02/01/2019

All rights reserved. Unless otherwise specified, no part of this report may be reproduced or utilized in any part, form or by any means, electronic or mechanical, including photocopying and microfilm, without permission in writing from PCTEST Engineering Laboratory, Inc. If you have any questions about this international copyright or have an enquiry about obtaining additional rights to this report or assembly of contents thereof, please contact INFO@PCTEST.COM.

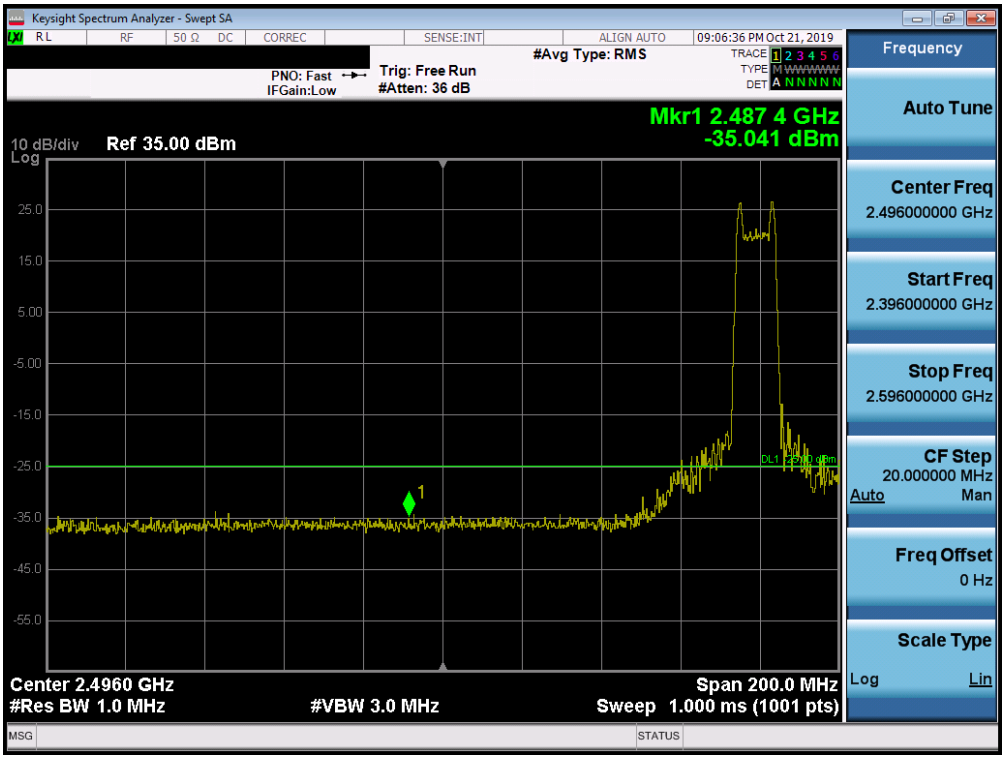

Plot 7-344. Lower Band Edge Plot (Band 38 - 10.0MHz QPSK - Full RB Configuration)

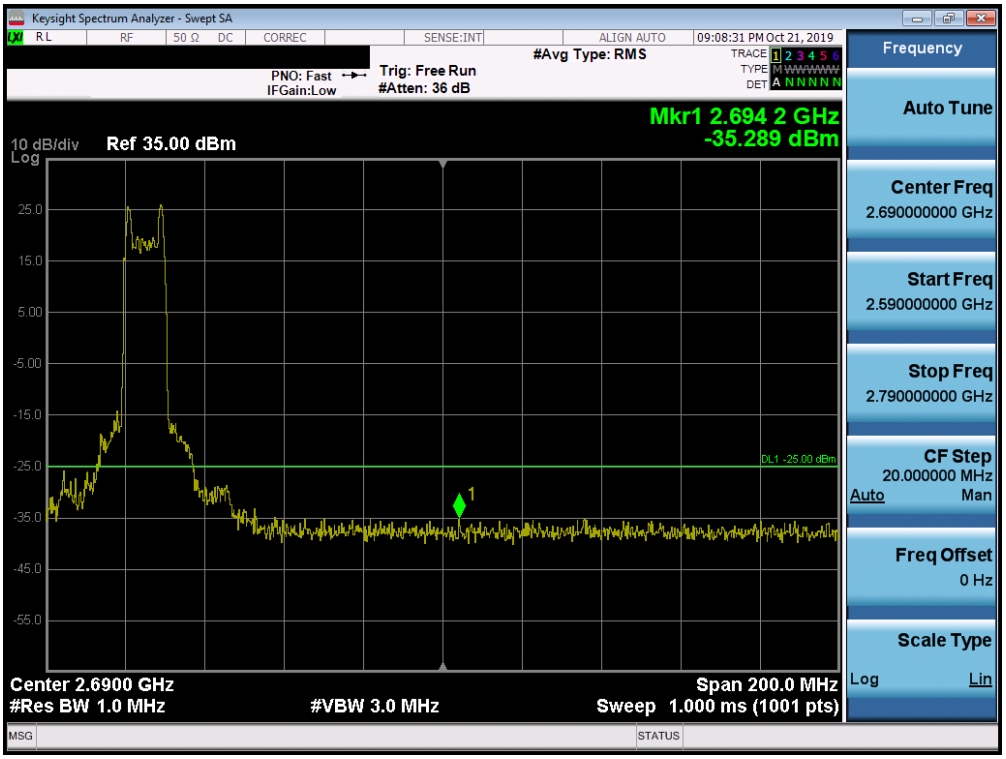

Plot 7-345.Upper Band Edge Plot (Band 38 - 10.0MHz QPSK - Full RB Configuration)

© 2020 PCTEST V 9.0 02/01/2019

All rights reserved. Unless otherwise specified, no part of this report may be reproduced or utilized in any part, form or by any means, electronic or mechanical, including photocopying and microfilm, without permission in writing from PCTEST Engineering Laboratory, Inc. If you have any questions about this international copyright or have an enquiry about obtaining additional rights to this report or assembly of contents thereof, please contact INFO@PCTEST.COM.

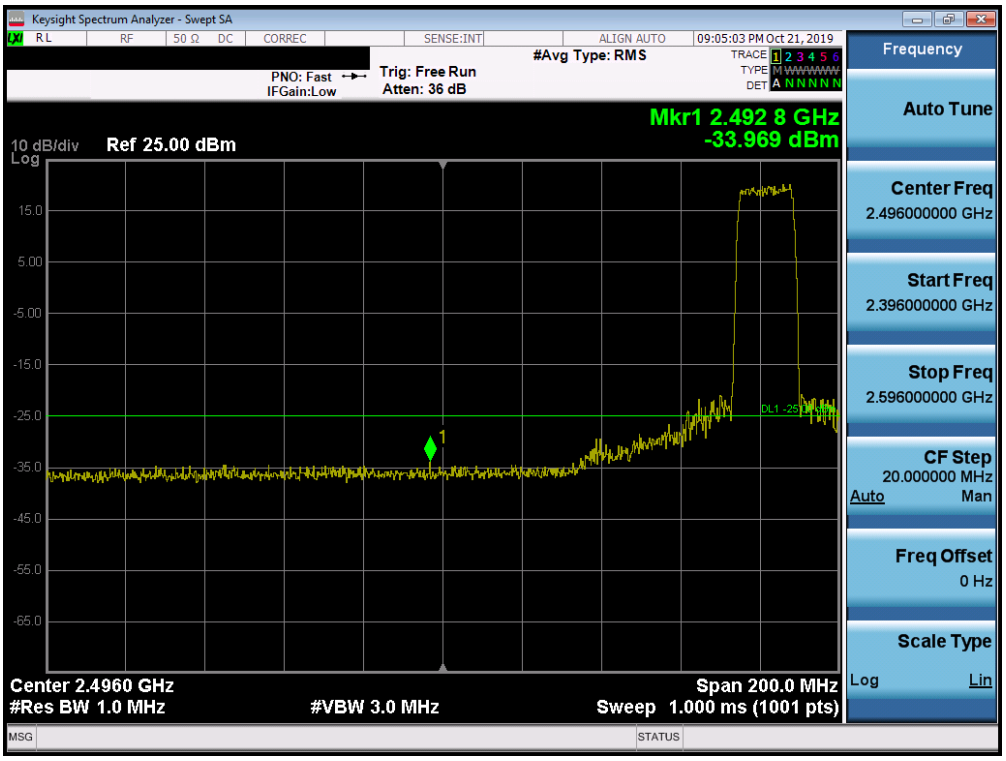

Plot 7-346. Lower Band Edge Plot (Band 38 - 15.0MHz QPSK - Full RB Configuration)

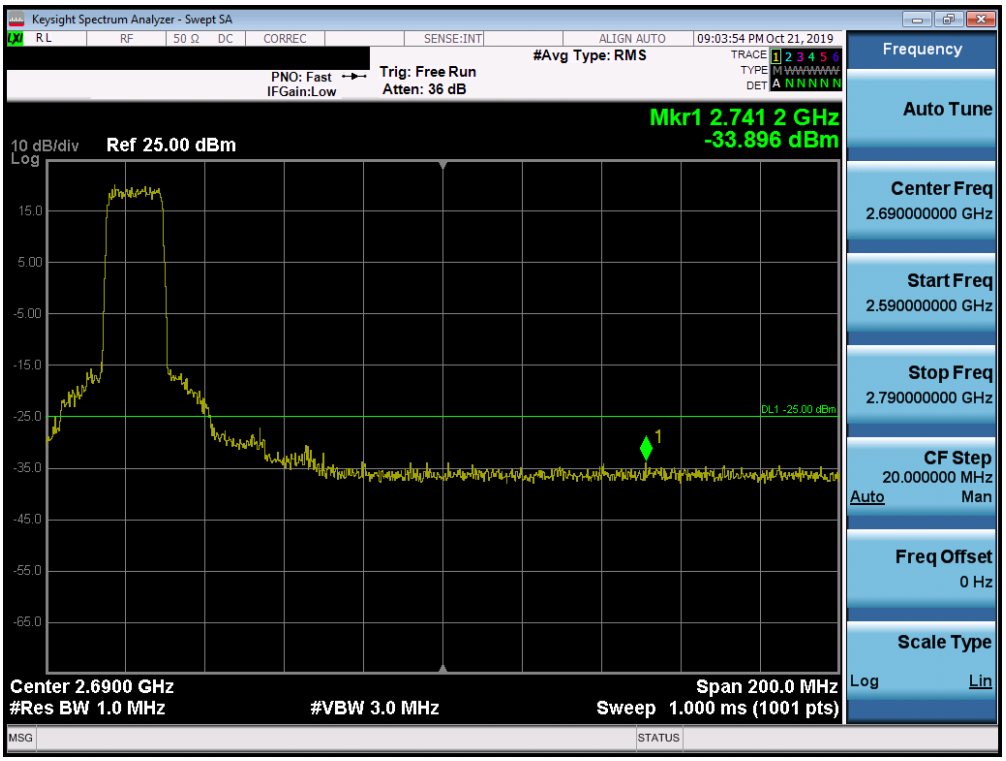

Plot 7-347.Upper Band Edge Plot (Band 38 - 15.0MHz QPSK - Full RB Configuration)

© 2020 PCTEST V 9.0 02/01/2019
All rights reserved. Unless otherwise specified, no part of this report may be reproduced or utilized in any part, form or by any means, electronic or mechanical, including photocopying and microfilm, without permission in writing from PCTEST Engineering Laboratory, Inc. If you have any questions about this international copyright or have an enquiry about obtaining additional rights to this report or assembly of contents thereof, please contact INFO@PCTEST.COM.

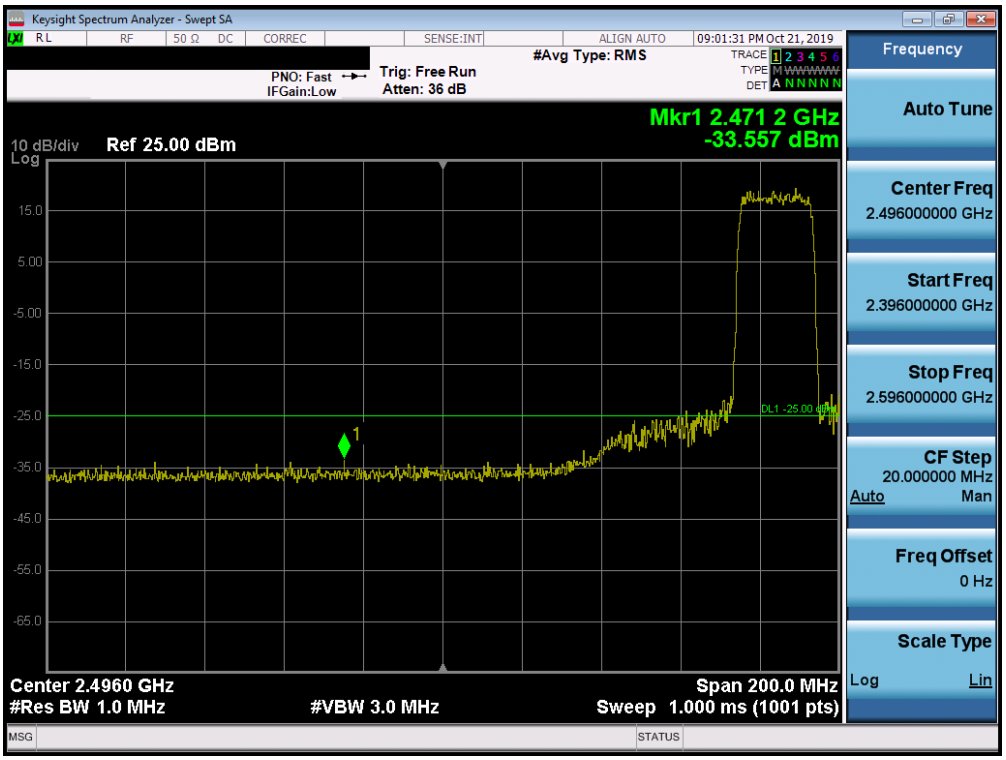

Plot 7-348. Lower Band Edge Plot (Band 38 - 20.0MHz QPSK - Full RB Configuration)

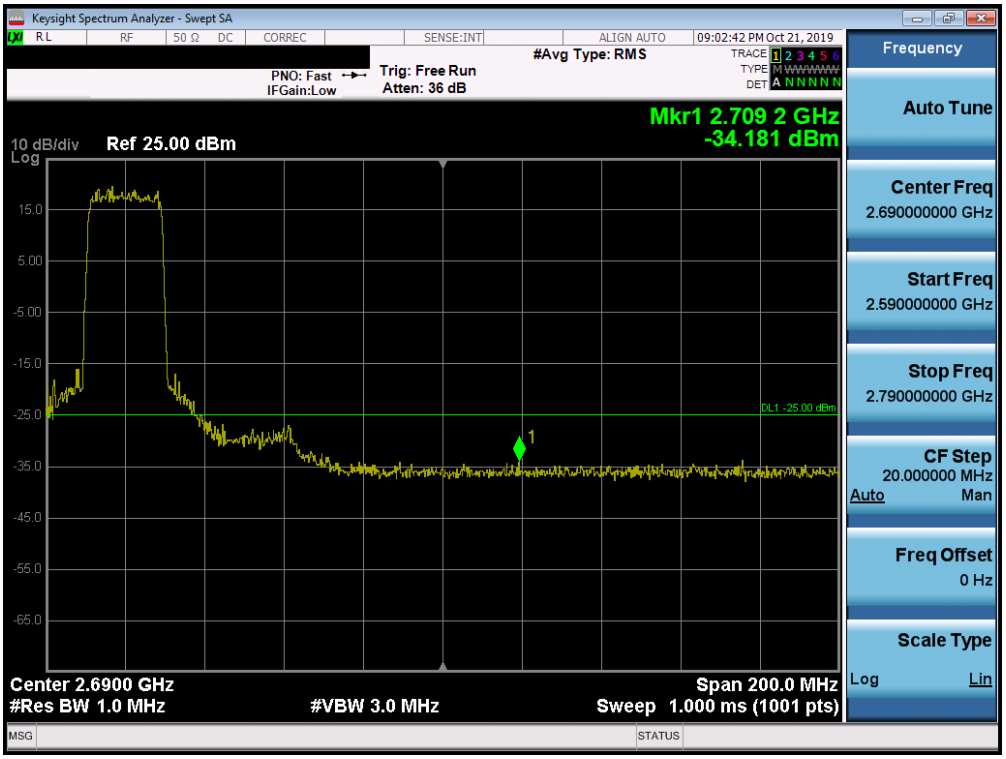

Plot 7-349.Upper Band Edge Plot (Band 38 - 20.0MHz QPSK - Full RB Configuration)

© 2020 PCTEST
All rights reserved. Unless otherwise specified, no part of this report may be reproduced or utilized in any part, form or by any means, electronic or mechanical, including photocopying and microfilm, without permission in writing from PCTEST Engineering Laboratory, Inc. If you have any questions about this international copyright or have an enquiry about obtaining additional rights to this report or assembly of contents thereof, please contact INFO@PCTEST.COM.

7.5 Peak-Average Ratio

Test Overview

A peak to average ratio measurement is performed at the conducted port of the EUT. The spectrum analyzers Complementary Cumulative Distribution Function (CCDF) measurement profile is used to determine the largest deviation between the average and the peak power of the EUT in a given bandwidth. The CCDF curve shows how much time the peak waveform spends at or above a given average power level. The percent of time the signal spends at or above the level defines the probability for that particular power level.

Test Procedure Used

KDB 971168 D01 v03r01 – Section 5.7.1

Test Settings

1. The signal analyzer's CCDF measurement profile is enabled
2. Frequency = carrier center frequency
3. Measurement BW ≥ OBW or specified reference bandwidth
4. The signal analyzer was set to collect one million samples to generate the CCDF curve
5. The measurement interval was set depending on the type of signal analyzed. For continuous signals (>98% duty cycle), the measurement interval was set to 1ms. For burst transmissions, the spectrum analyzer is set to use an internal "RF Burst" trigger that is synced with an incoming pulse and the measurement interval is set to less than the duration of the "on time" of one burst to ensure that energy is only captured during a time in which the transmitter is operating at maximum power

Test Setup

The EUT and measurement equipment were set up as shown in the diagram below.



Figure 7-4. Test Instrument & Measurement Setup

Test Notes

None.

© 2020 PCTEST V 9.0 02/01/2019

All rights reserved. Unless otherwise specified, no part of this report may be reproduced or utilized in any part, form or by any means, electronic or mechanical, including photocopying and microfilm, without permission in writing from PCTEST Engineering Laboratory, Inc. If you have any questions about this international copyright or have an enquiry about obtaining additional rights to this report or assembly of contents thereof, please contact INFO@PCTEST.COM.

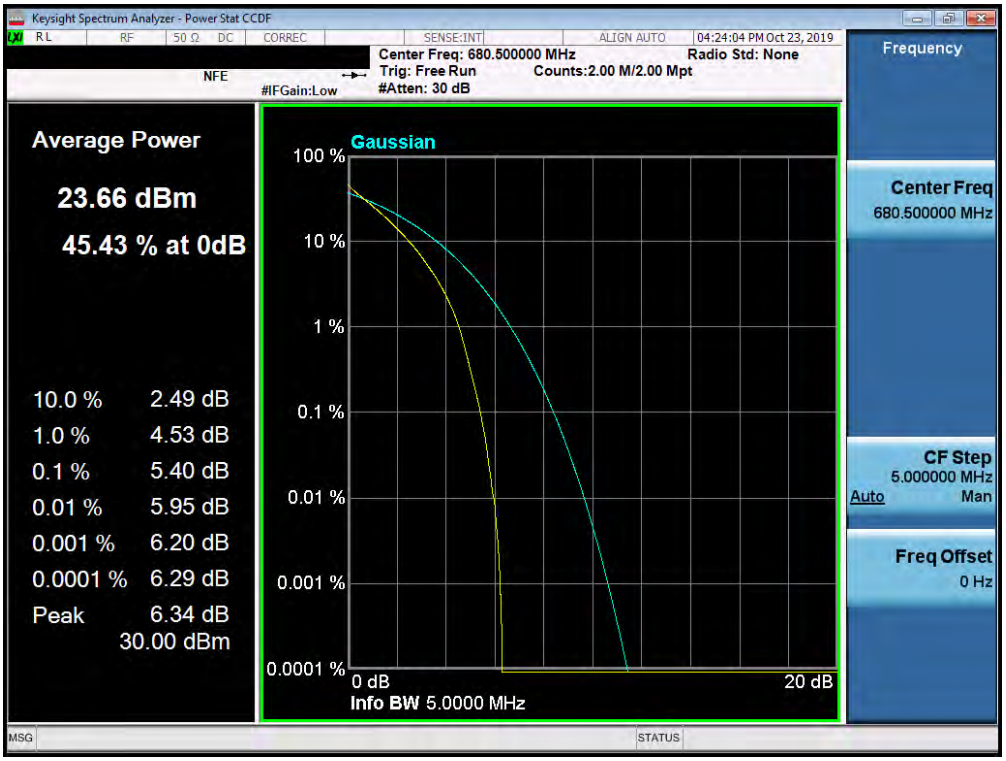

Plot 7-350. PAR Plot (Band 71 – 5.0MHz QPSK - Full RB Configuration)

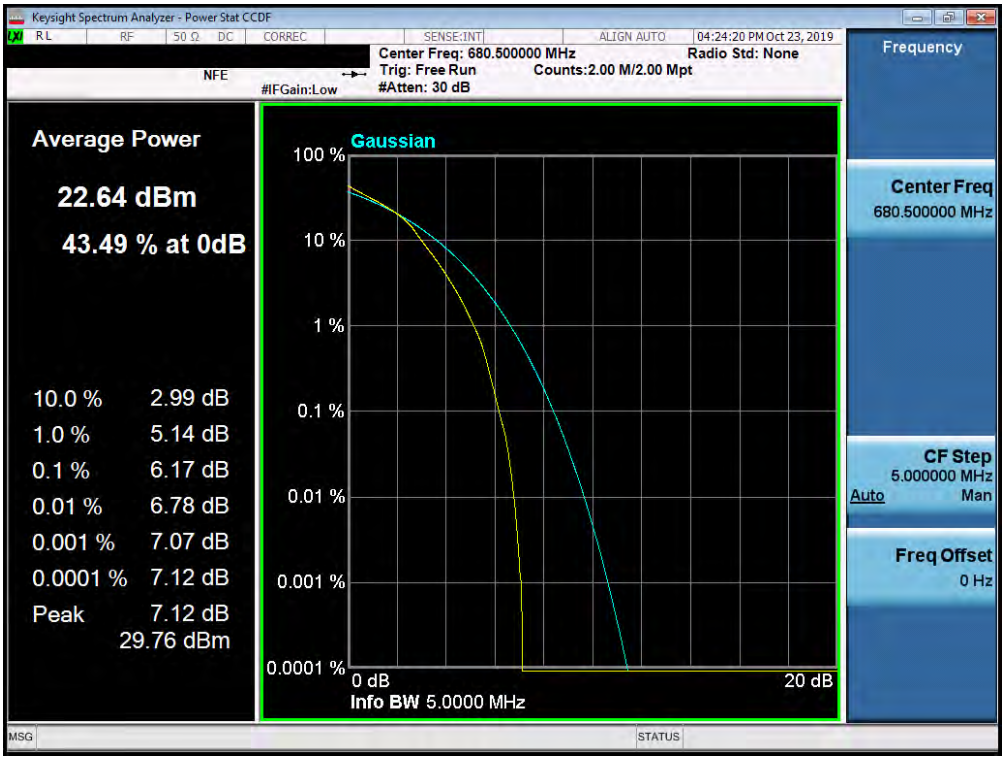

Plot 7-351. PAR Plot (Band 71 – 5.0MHz 16-QAM - Full RB Configuration)

© 2020 PCTEST
All rights reserved. Unless otherwise specified, no part of this report may be reproduced or utilized in any part, form or by any means, electronic or mechanical, including photocopying and microfilm, without permission in writing from PCTEST Engineering Laboratory, Inc. If you have any questions about this international copyright or have an enquiry about obtaining additional rights to this report or assembly of contents thereof, please contact INFO@PCTEST.COM.

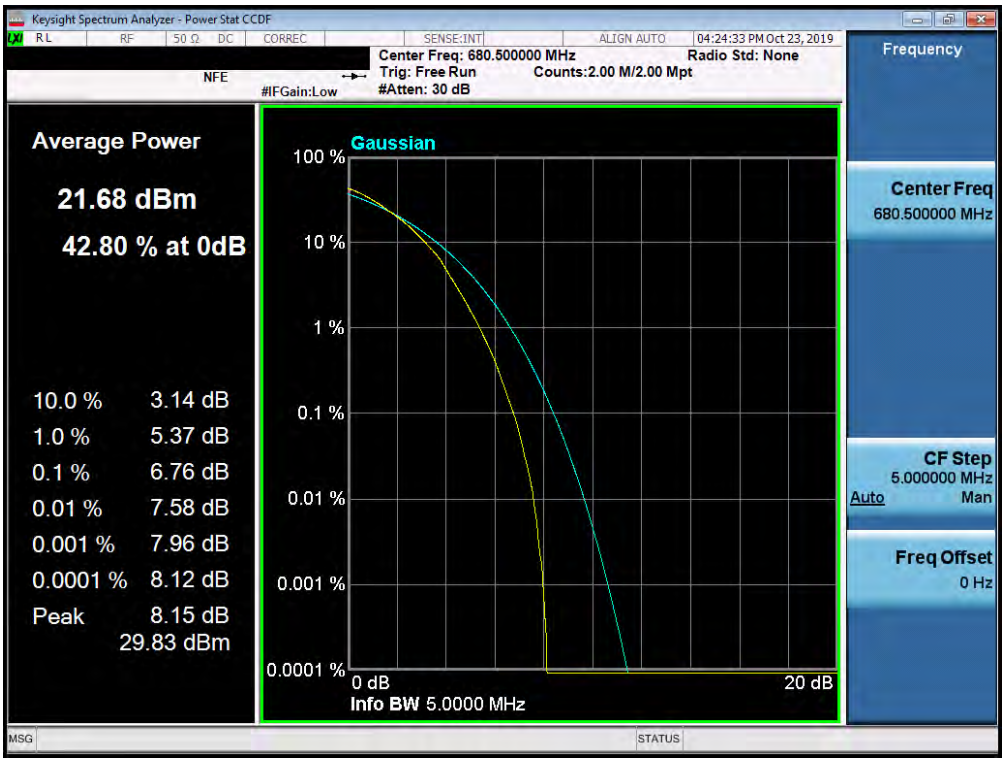

Plot 7-352. PAR Plot (Band 71 – 5.0MHz 64-QAM - Full RB Configuration)

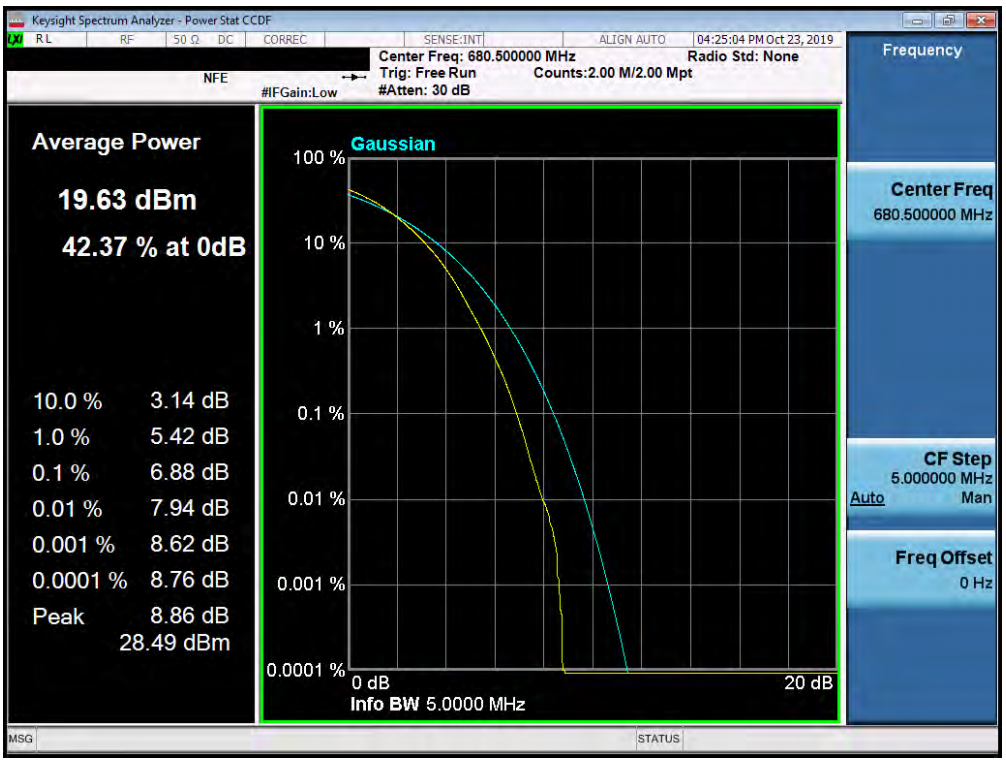

Plot 7-353. PAR Plot (Band 71 – 5.0MHz 256-QAM - Full RB Configuration)

© 2020 PCTEST
All rights reserved. Unless otherwise specified, no part of this report may be reproduced or utilized in any part, form or by any means, electronic or mechanical, including photocopying and microfilm, without permission in writing from PCTEST Engineering Laboratory, Inc. If you have any questions about this international copyright or have an enquiry about obtaining additional rights to this report or assembly of contents thereof, please contact INFO@PCTEST.COM.

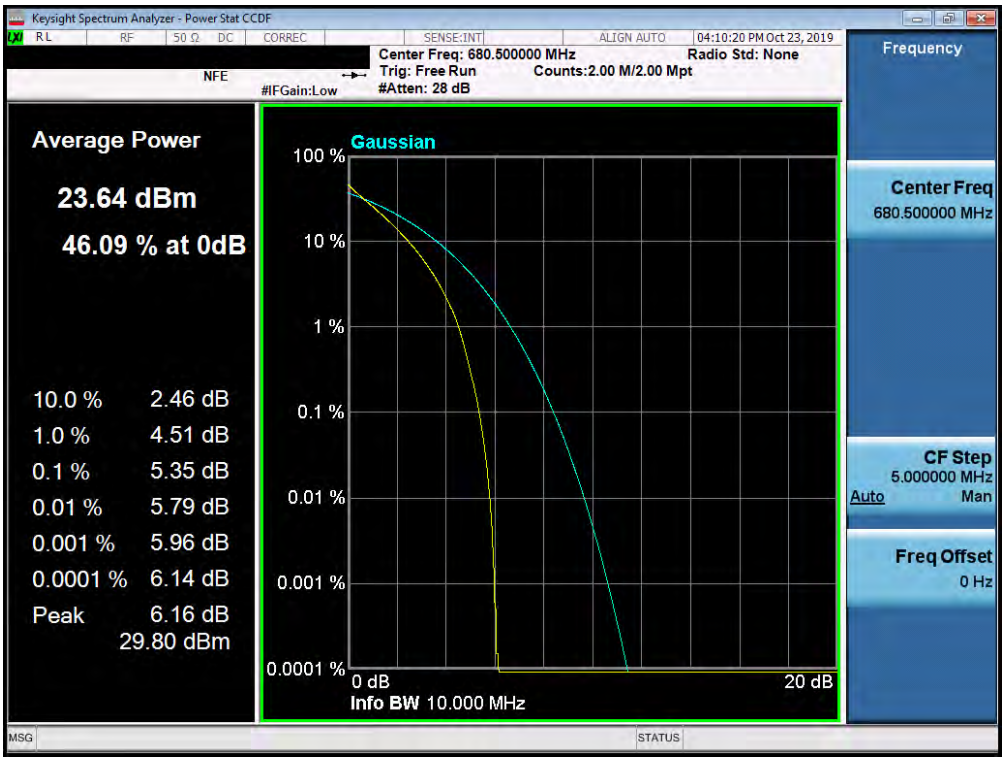

Plot 7-354. PAR Plot (Band 71 – 10.0MHz QPSK - Full RB Configuration)

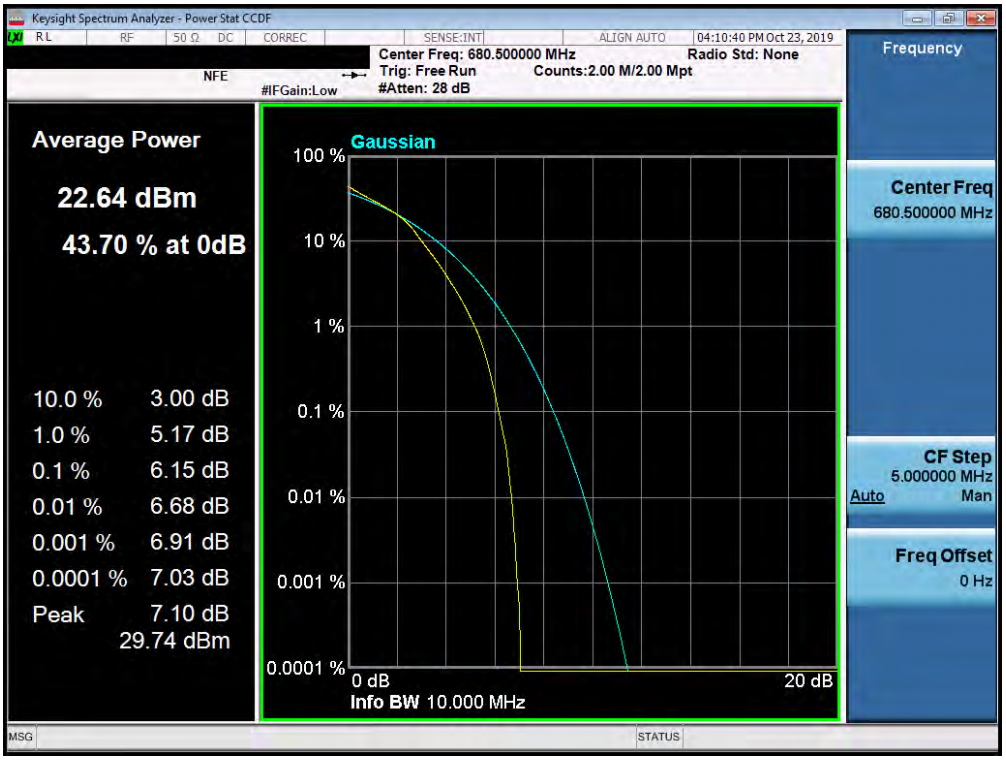

Plot 7-355. PAR Plot (Band 71 – 10.0MHz 16-QAM - Full RB Configuration)

© 2020 PCTEST
All rights reserved. Unless otherwise specified, no part of this report may be reproduced or utilized in any part, form or by any means, electronic or mechanical, including photocopying and microfilm, without permission in writing from PCTEST Engineering Laboratory, Inc. If you have any questions about this international copyright or have an enquiry about obtaining additional rights to this report or assembly of contents thereof, please contact INFO@PCTEST.COM.

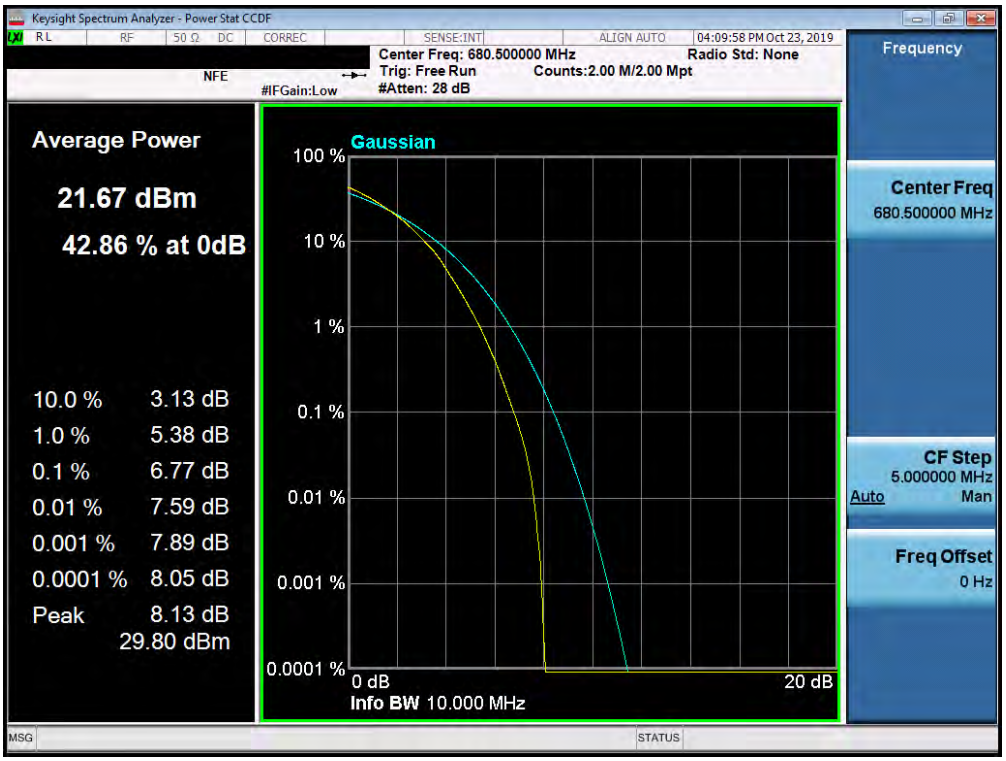

Plot 7-356. PAR Plot (Band 71 – 10.0MHz 64-QAM - Full RB Configuration)

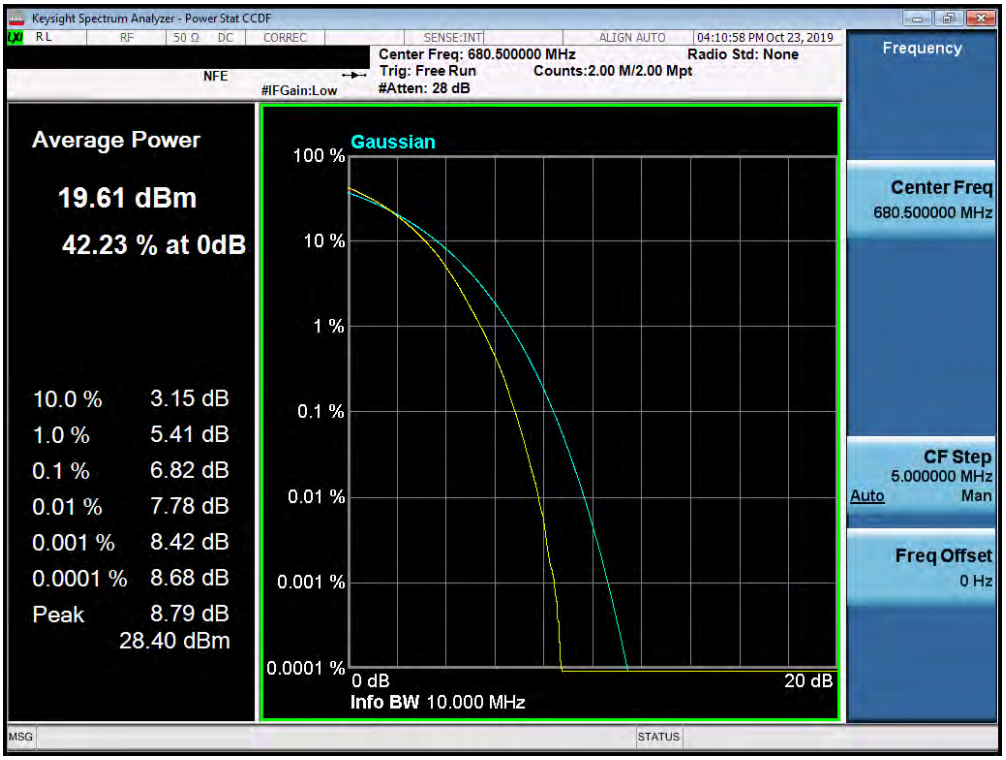

Plot 7-357. PAR Plot (Band 71 – 10.0MHz 256-QAM - Full RB Configuration)

© 2020 PCTEST
All rights reserved. Unless otherwise specified, no part of this report may be reproduced or utilized in any part, form or by any means, electronic or mechanical, including photocopying and microfilm, without permission in writing from PCTEST Engineering Laboratory, Inc. If you have any questions about this international copyright or have an enquiry about obtaining additional rights to this report or assembly of contents thereof, please contact INFO@PCTEST.COM.

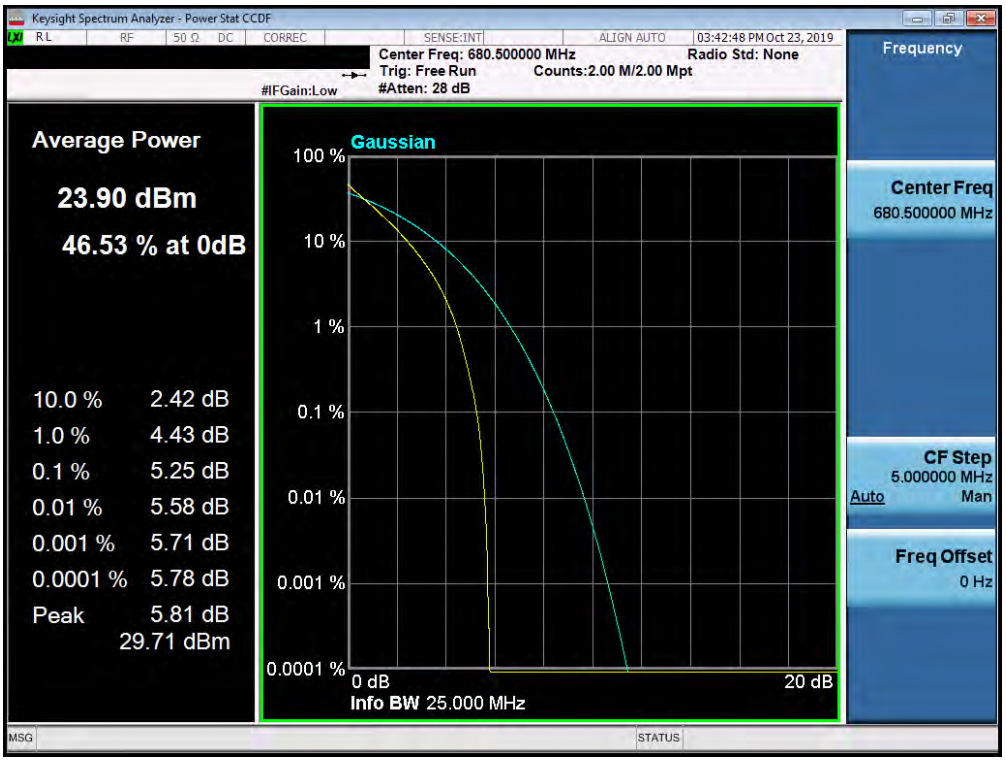

Plot 7-358. PAR Plot (Band 71 – 15.0MHz QPSK - Full RB Configuration)

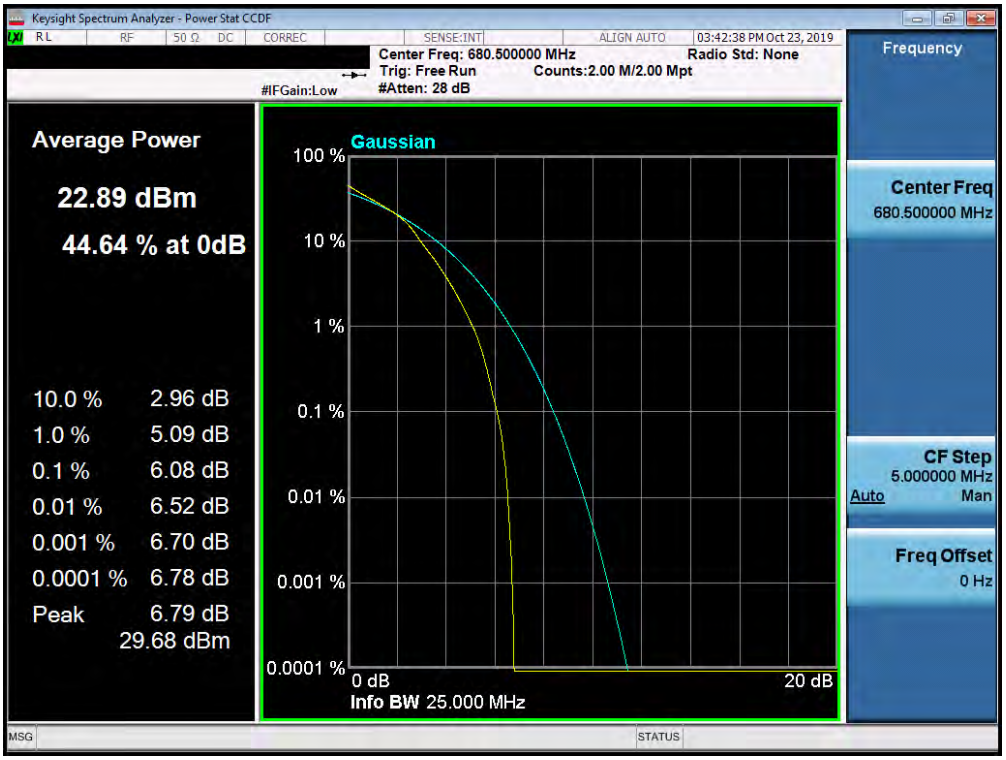

Plot 7-359. PAR Plot (Band 71 – 15.0MHz 16-QAM - Full RB Configuration)

© 2020 PCTEST
All rights reserved. Unless otherwise specified, no part of this report may be reproduced or utilized in any part, form or by any means, electronic or mechanical, including photocopying and microfilm, without permission in writing from PCTEST Engineering Laboratory, Inc. If you have any questions about this international copyright or have an enquiry about obtaining additional rights to this report or assembly of contents thereof, please contact INFO@PCTEST.COM.

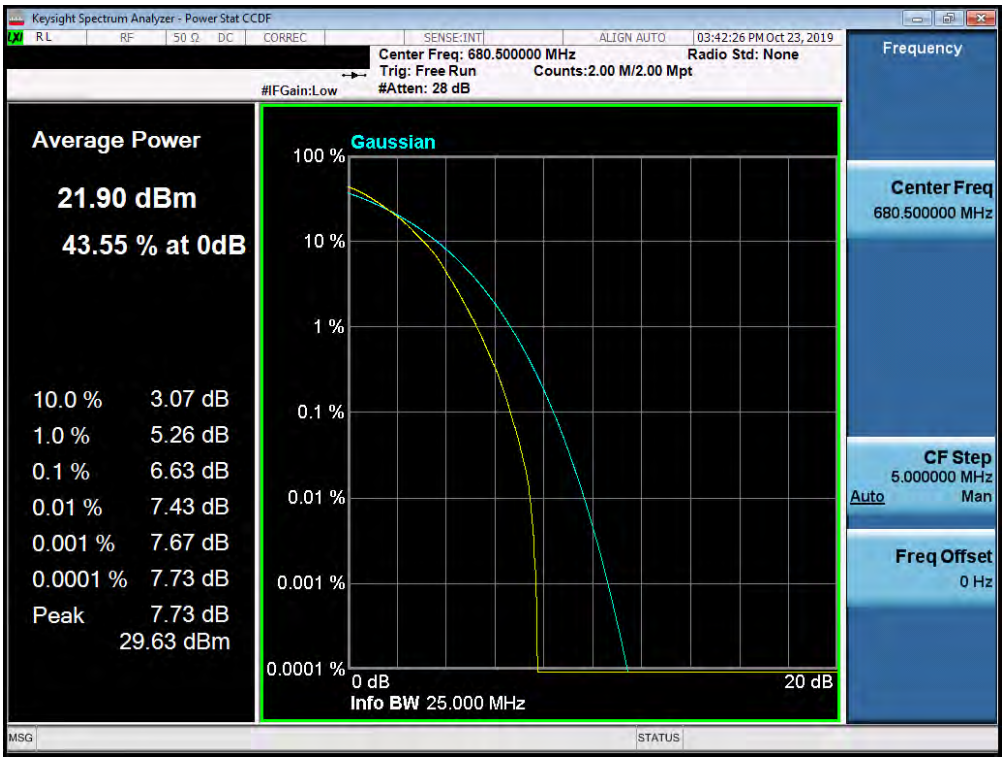

Plot 7-360. PAR Plot (Band 71 – 15.0MHz 64-QAM - Full RB Configuration)

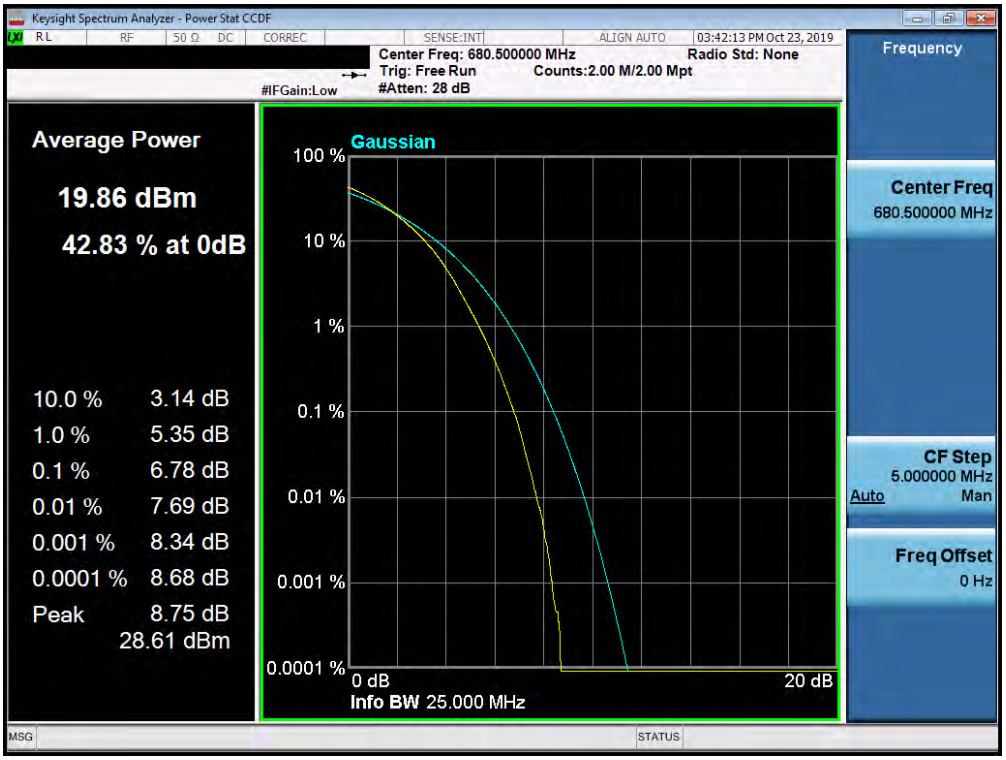

Plot 7-361. PAR Plot (Band 71 – 15.0MHz 256-QAM - Full RB Configuration)

© 2020 PCTEST
All rights reserved. Unless otherwise specified, no part of this report may be reproduced or utilized in any part, form or by any means, electronic or mechanical, including photocopying and microfilm, without permission in writing from PCTEST Engineering Laboratory, Inc. If you have any questions about this international copyright or have an enquiry about obtaining additional rights to this report or assembly of contents thereof, please contact INFO@PCTEST.COM.

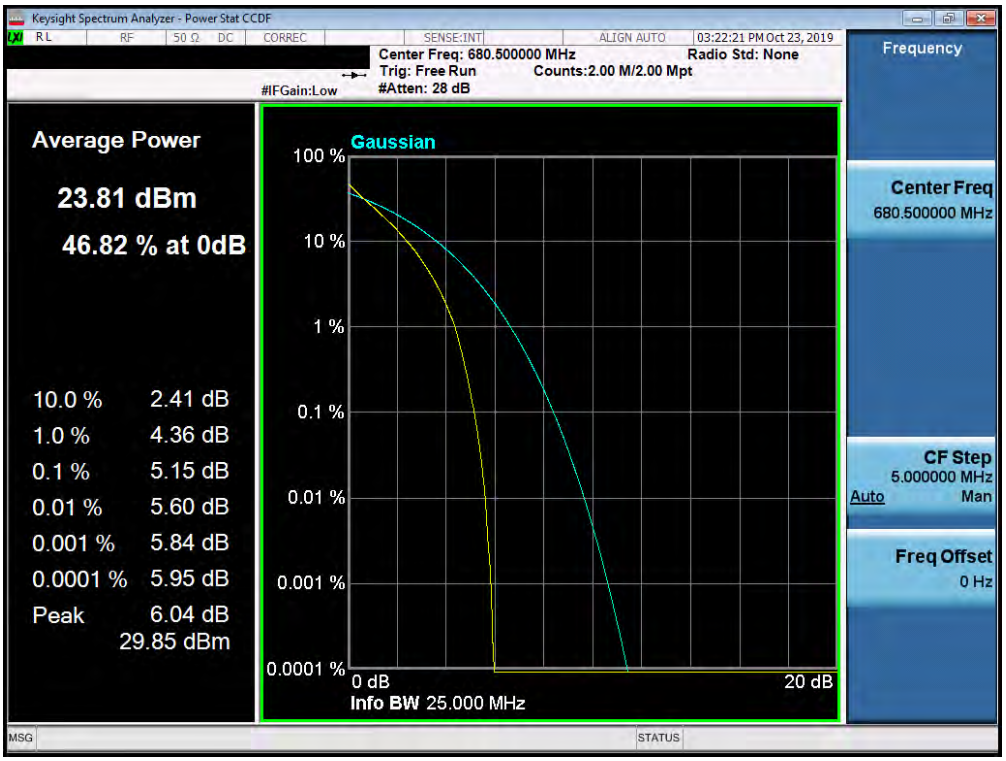

Plot 7-362. PAR Plot (Band 71 – 20.0MHz QPSK - Full RB Configuration)

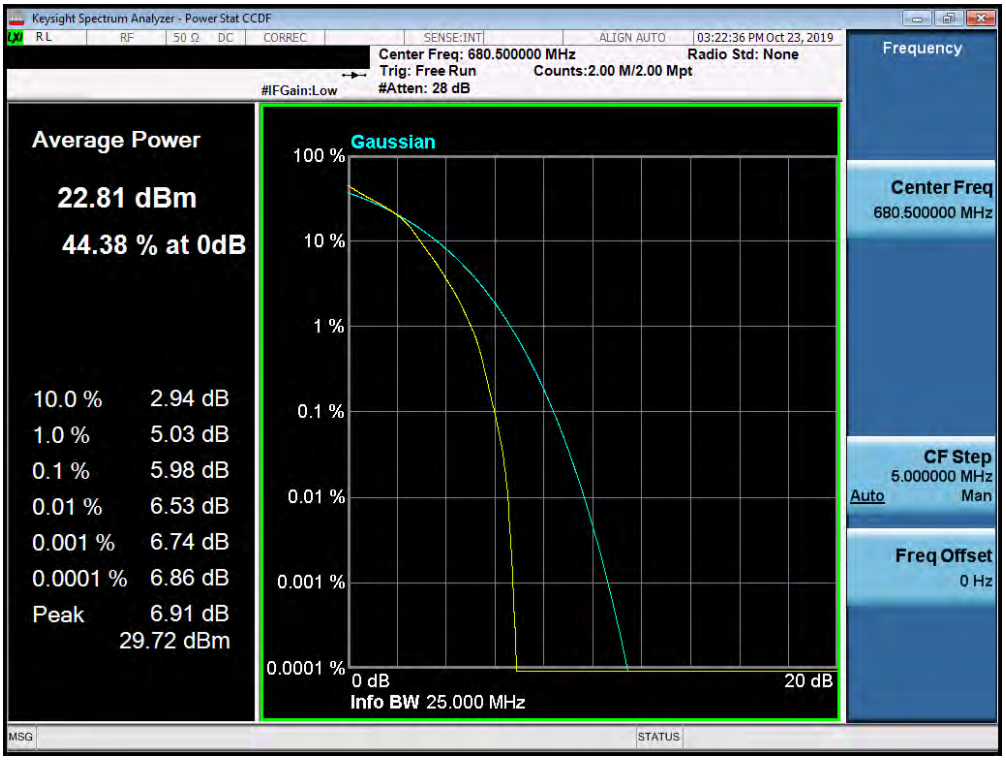

Plot 7-363. PAR Plot (Band 71 – 20.0MHz 16-QAM - Full RB Configuration)

© 2020 PCTEST
All rights reserved. Unless otherwise specified, no part of this report may be reproduced or utilized in any part, form or by any means, electronic or mechanical, including photocopying and microfilm, without permission in writing from PCTEST Engineering Laboratory, Inc. If you have any questions about this international copyright or have an enquiry about obtaining additional rights to this report or assembly of contents thereof, please contact INFO@PCTEST.COM.

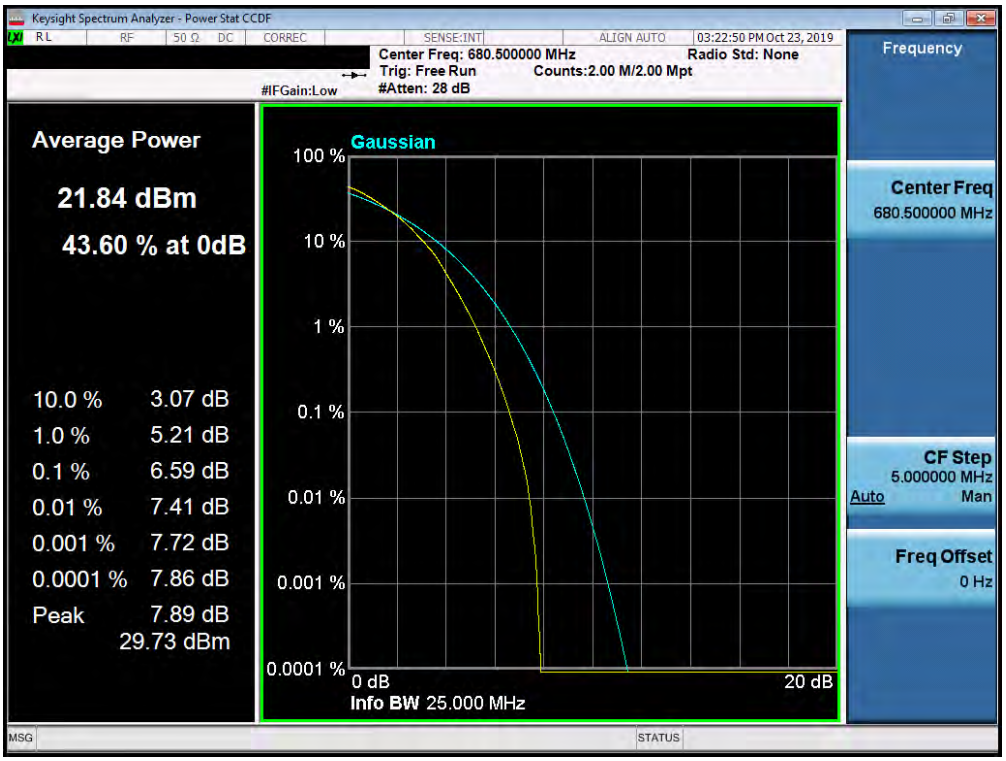

Plot 7-364. PAR Plot (Band 71 – 20.0MHz 64-QAM - Full RB Configuration)

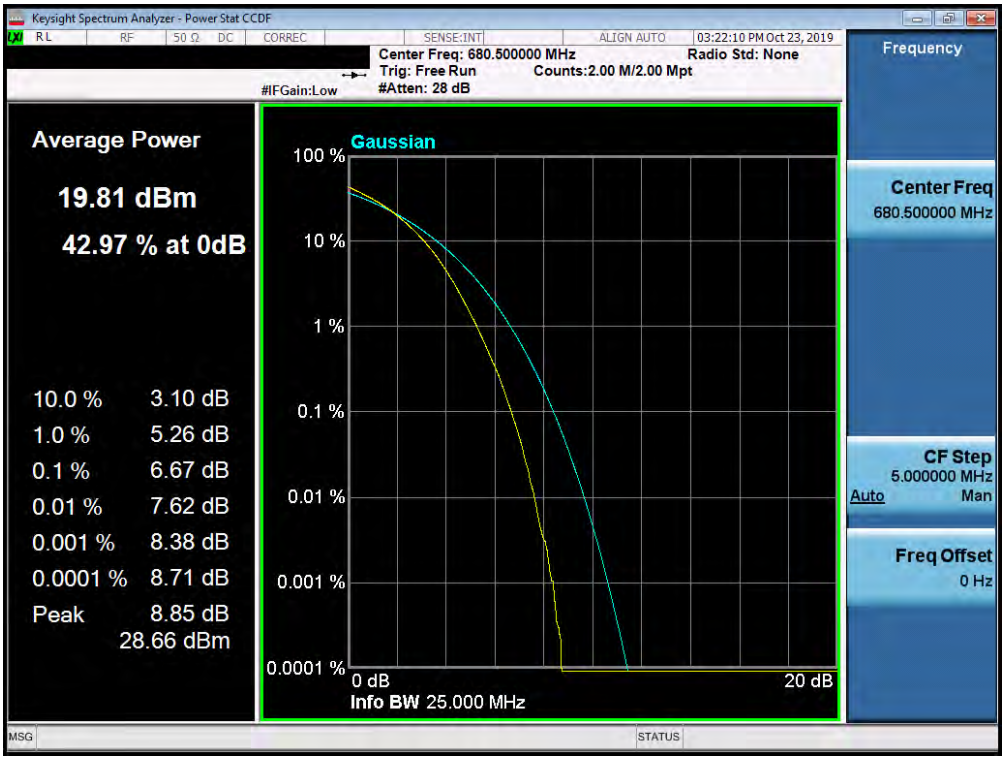

Plot 7-365. PAR Plot (Band 71 – 20.0MHz 256-QAM - Full RB Configuration)

© 2020 PCTEST
All rights reserved. Unless otherwise specified, no part of this report may be reproduced or utilized in any part, form or by any means, electronic or mechanical, including photocopying and microfilm, without permission in writing from PCTEST Engineering Laboratory, Inc. If you have any questions about this international copyright or have an enquiry about obtaining additional rights to this report or assembly of contents thereof, please contact INFO@PCTEST.COM.

Band 12

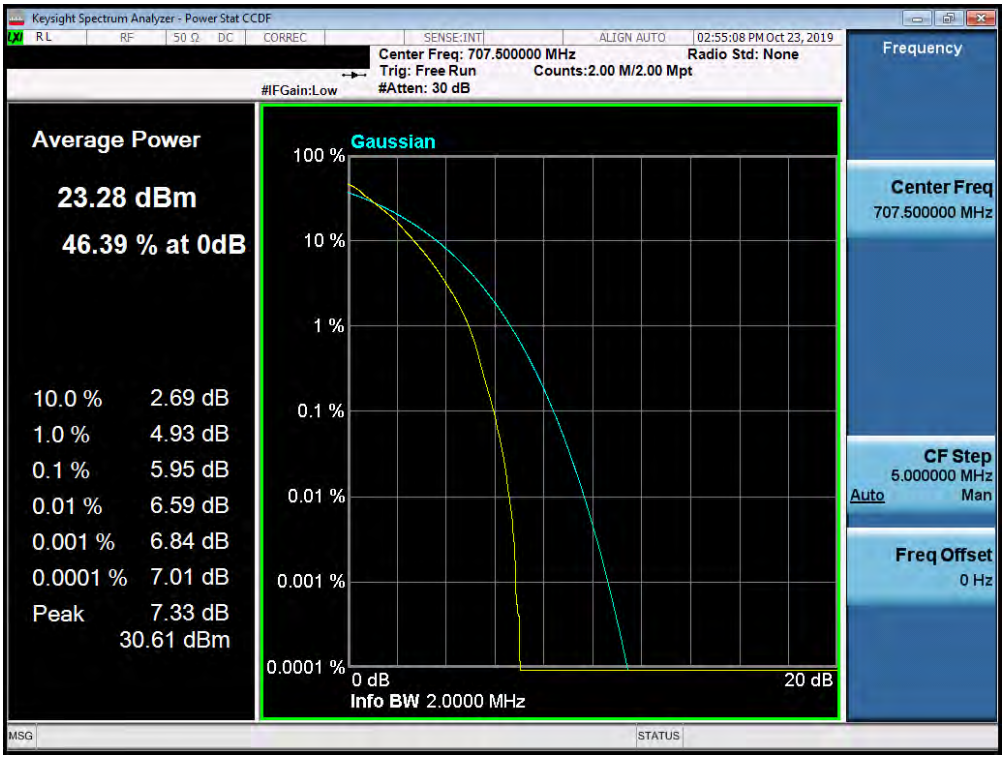

Plot 7-366. PAR Plot (Band 12 – 1.4MHz QPSK - Full RB Configuration)

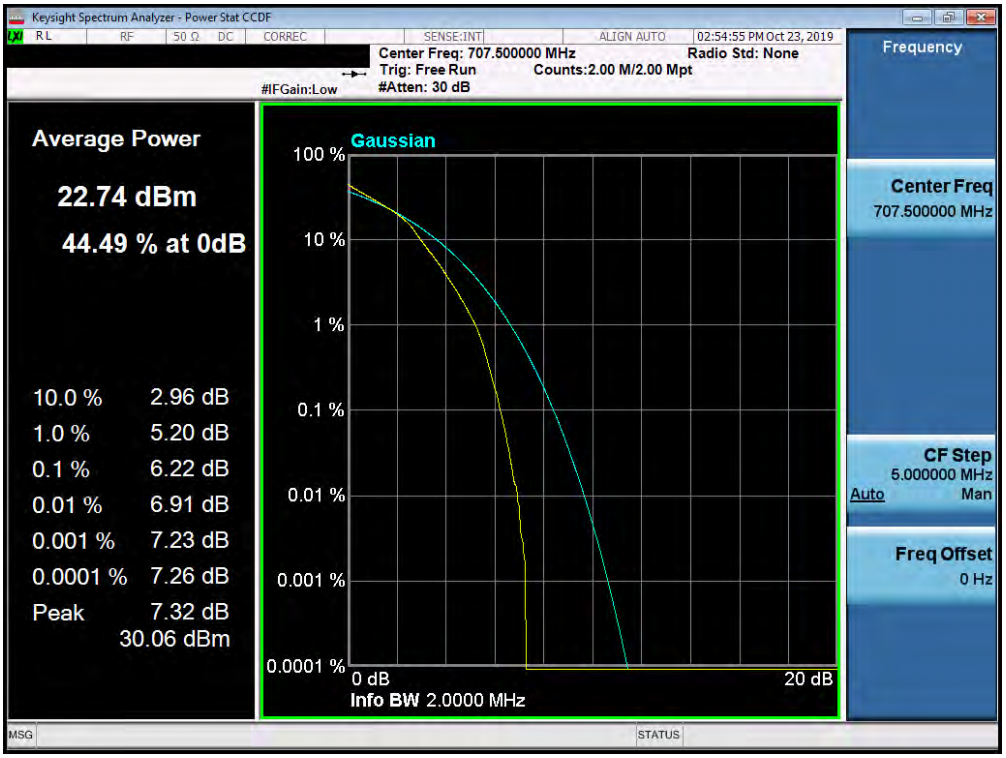

Plot 7-367. PAR Plot (Band 12 – 1.4MHz 16-QAM - Full RB Configuration)

© 2020 PCTEST V 9.0 02/01/2019
All rights reserved. Unless otherwise specified, no part of this report may be reproduced or utilized in any part, form or by any means, electronic or mechanical, including photocopying and microfilm, without permission in writing from PCTEST Engineering Laboratory, Inc. If you have any questions about this international copyright or have an enquiry about obtaining additional rights to this report or assembly of contents thereof, please contact INFO@PCTEST.COM.

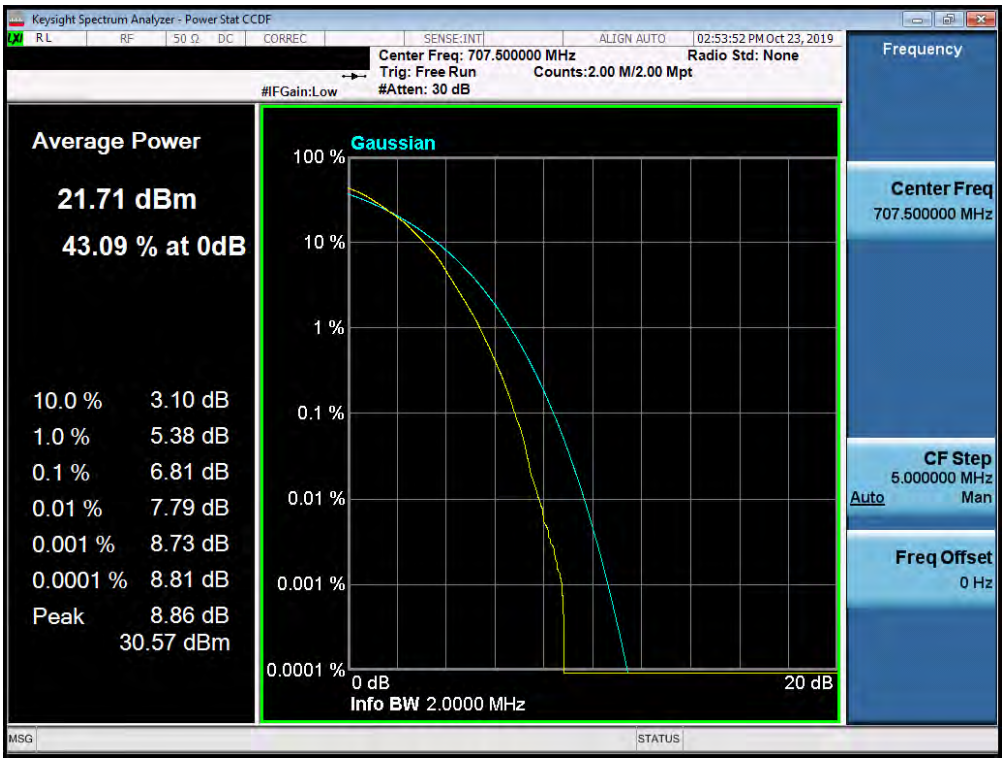

Plot 7-368. PAR Plot (Band 12 – 1.4MHz 64-QAM - Full RB Configuration)

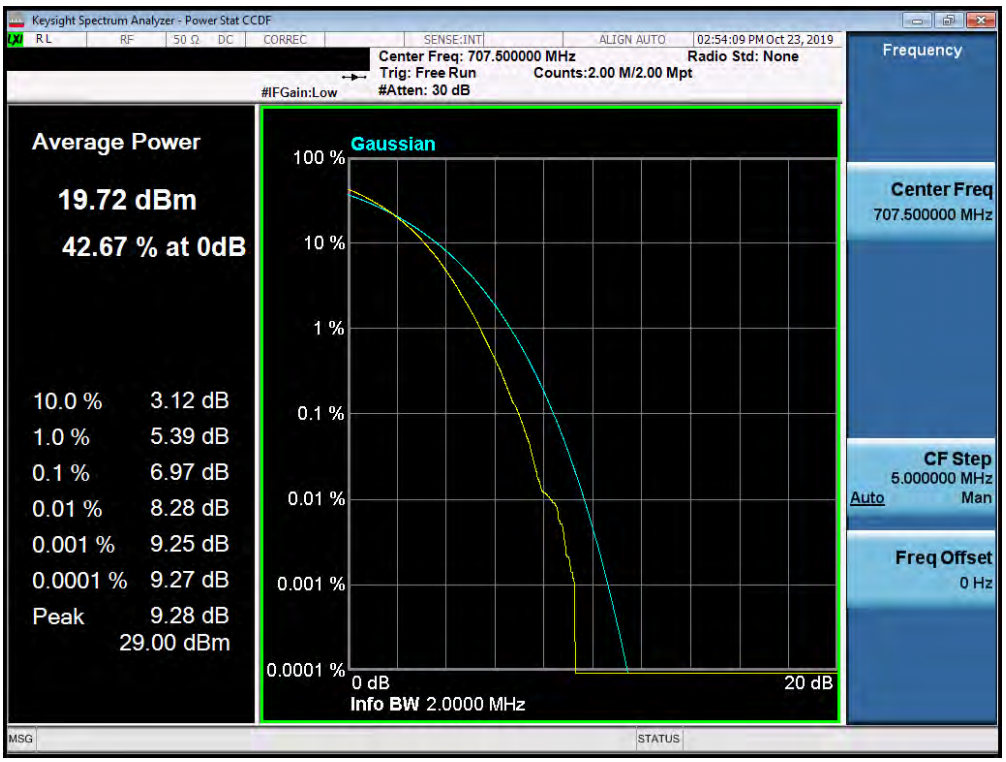

Plot 7-369. PAR Plot (Band 12 – 1.4MHz 256-QAM - Full RB Configuration)

© 2020 PCTEST
All rights reserved. Unless otherwise specified, no part of this report may be reproduced or utilized in any part, form or by any means, electronic or mechanical, including photocopying and microfilm, without permission in writing from PCTEST Engineering Laboratory, Inc. If you have any questions about this international copyright or have an enquiry about obtaining additional rights to this report or assembly of contents thereof, please contact INFO@PCTEST.COM.

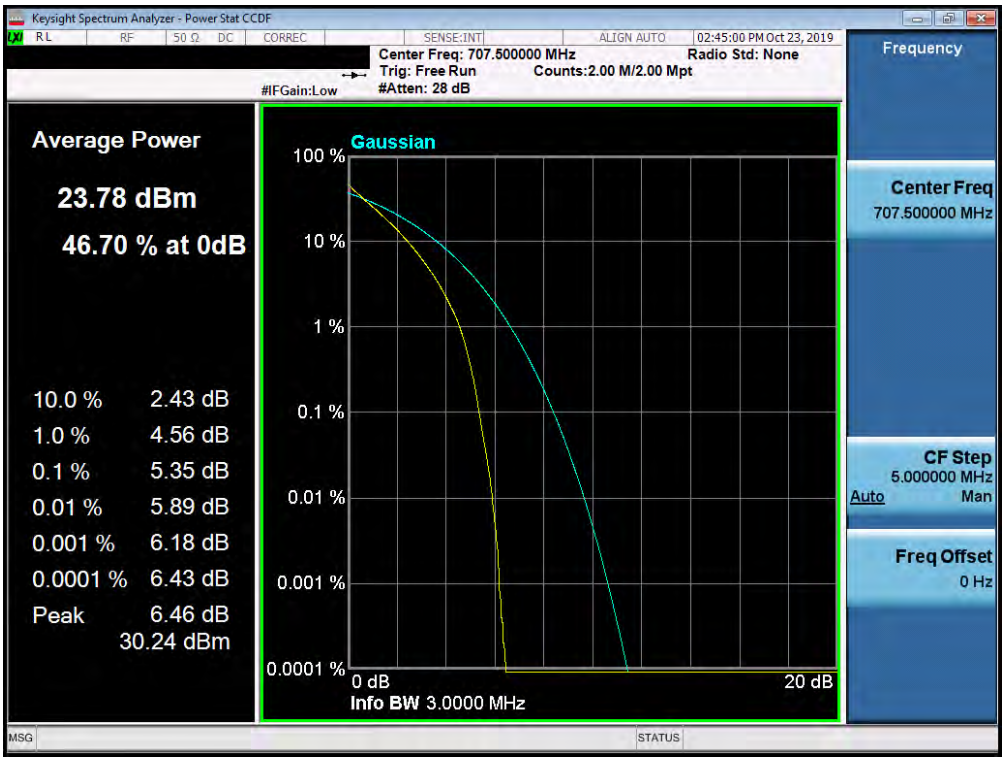

Plot 7-370. PAR Plot (Band 12 – 3.0MHz QPSK - Full RB Configuration)

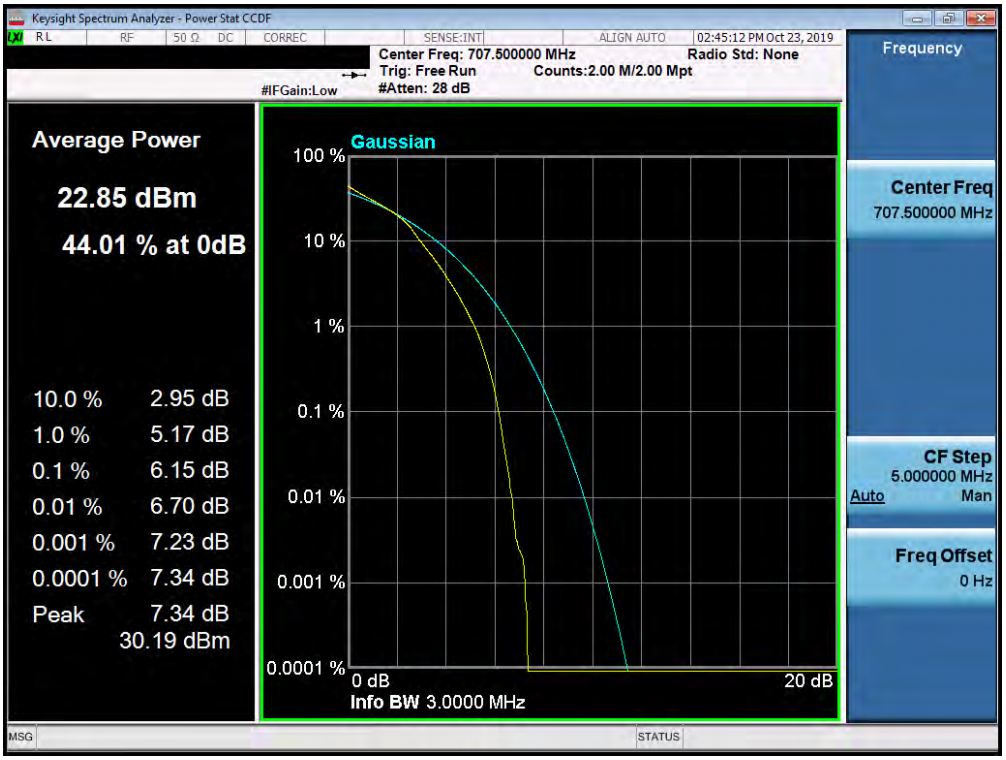

Plot 7-371. PAR Plot (Band 12 – 3.0MHz 16-QAM - Full RB Configuration)

© 2020 PCTEST
All rights reserved. Unless otherwise specified, no part of this report may be reproduced or utilized in any part, form or by any means, electronic or mechanical, including photocopying and microfilm, without permission in writing from PCTEST Engineering Laboratory, Inc. If you have any questions about this international copyright or have an enquiry about obtaining additional rights to this report or assembly of contents thereof, please contact INFO@PCTEST.COM.

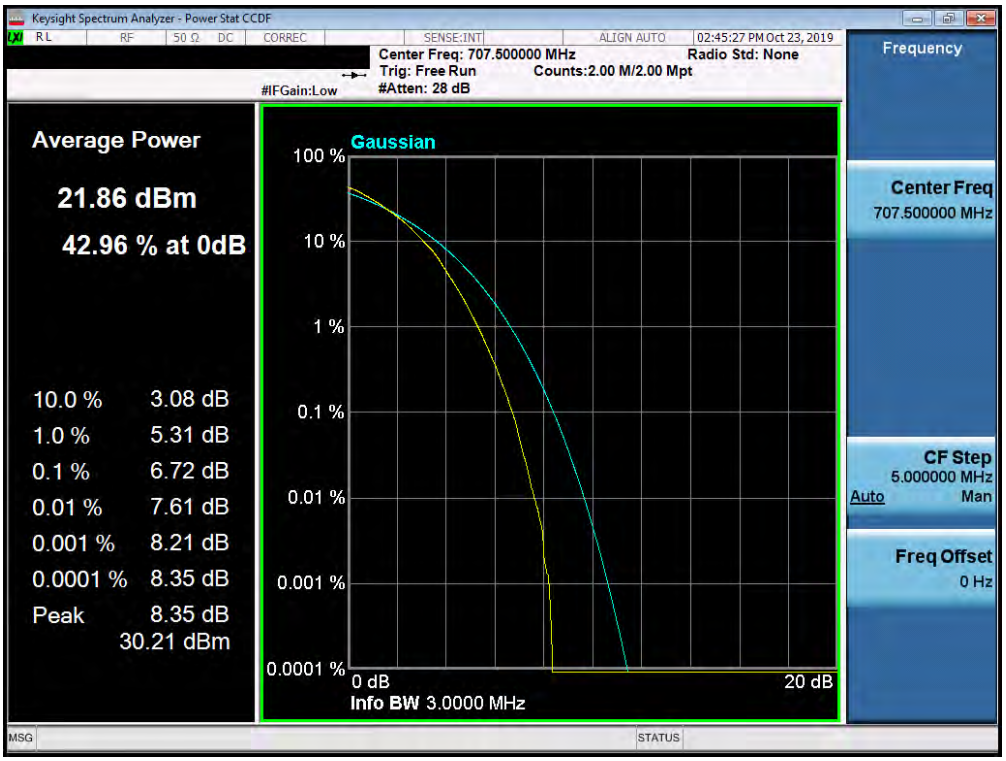

Plot 7-372. PAR Plot (Band 12 – 3.0MHz 64-QAM - Full RB Configuration)

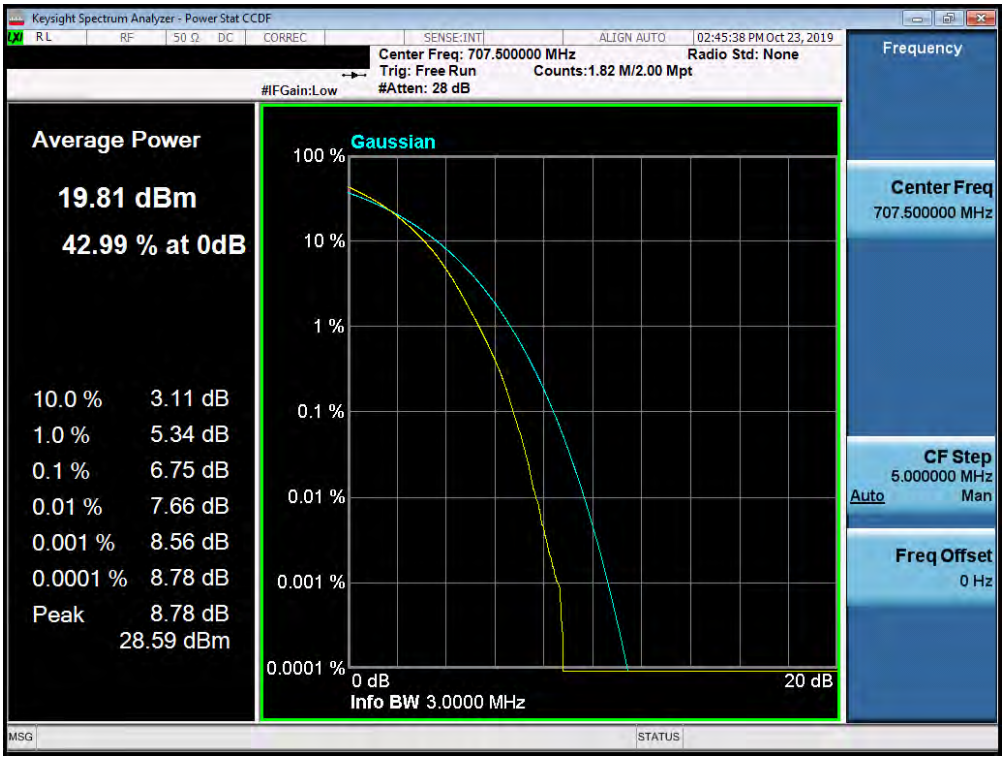

Plot 7-373. PAR Plot (Band 12 – 3.0MHz 256-QAM - Full RB Configuration)

© 2020 PCTEST
All rights reserved. Unless otherwise specified, no part of this report may be reproduced or utilized in any part, form or by any means, electronic or mechanical, including photocopying and microfilm, without permission in writing from PCTEST Engineering Laboratory, Inc. If you have any questions about this international copyright or have an enquiry about obtaining additional rights to this report or assembly of contents thereof, please contact INFO@PCTEST.COM.

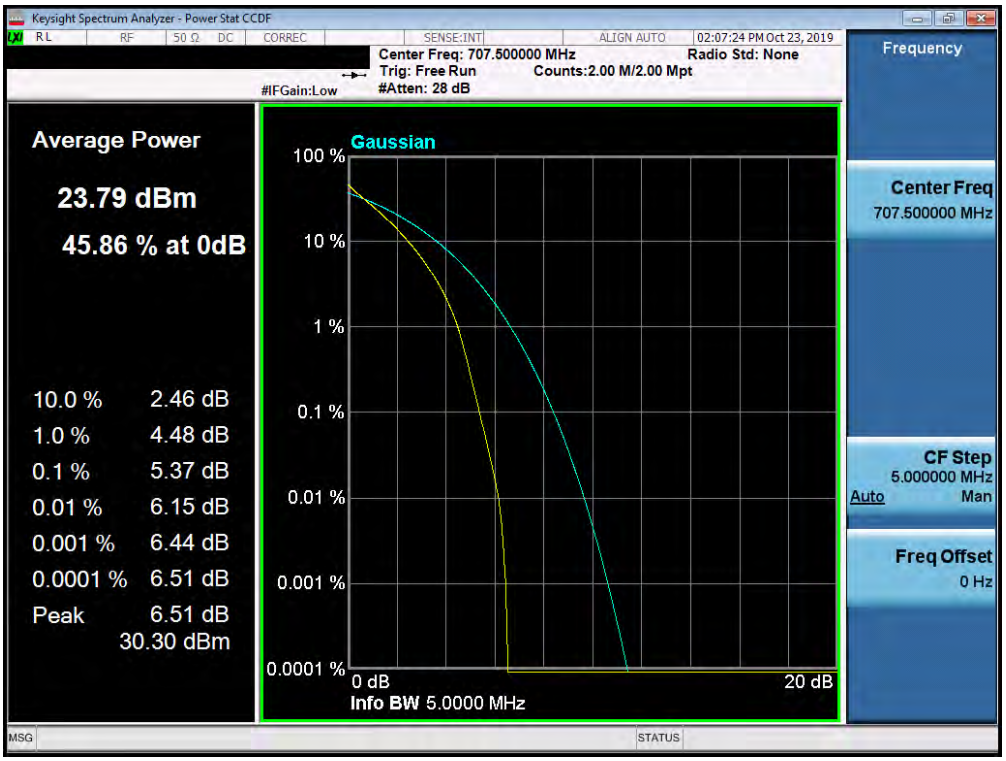

Plot 7-374. PAR Plot (Band 12 – 5.0MHz QPSK - Full RB Configuration)

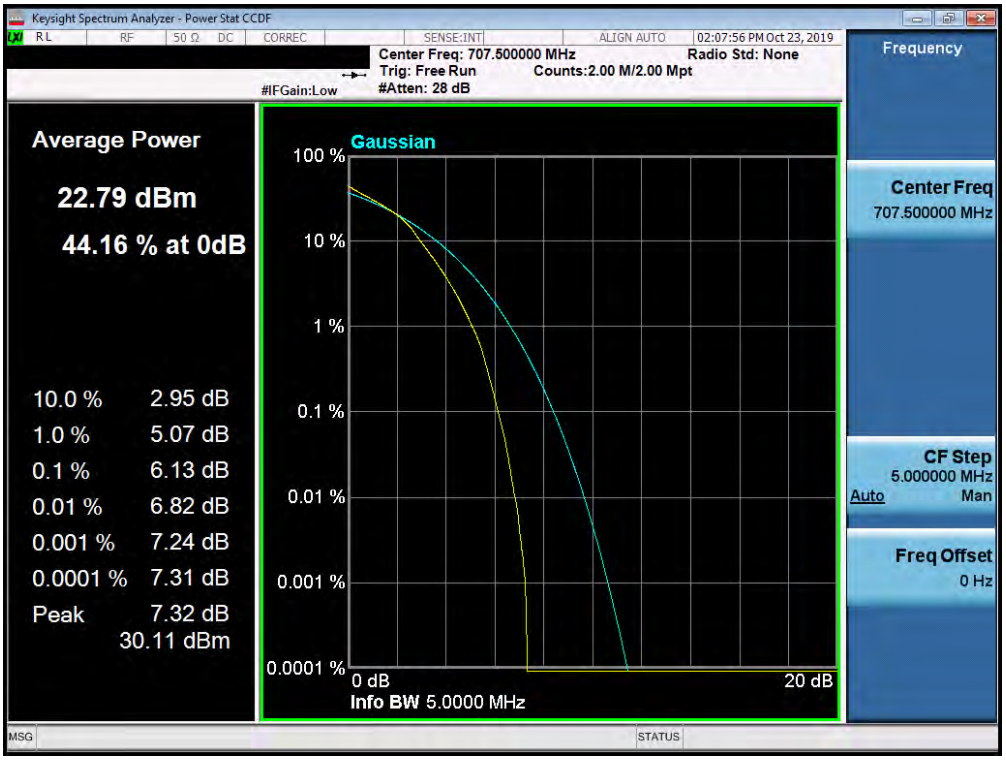

Plot 7-375. PAR Plot (Band 12 – 5.0MHz 16-QAM - Full RB Configuration)

© 2020 PCTEST
All rights reserved. Unless otherwise specified, no part of this report may be reproduced or utilized in any part, form or by any means, electronic or mechanical, including photocopying and microfilm, without permission in writing from PCTEST Engineering Laboratory, Inc. If you have any questions about this international copyright or have an enquiry about obtaining additional rights to this report or assembly of contents thereof, please contact INFO@PCTEST.COM.

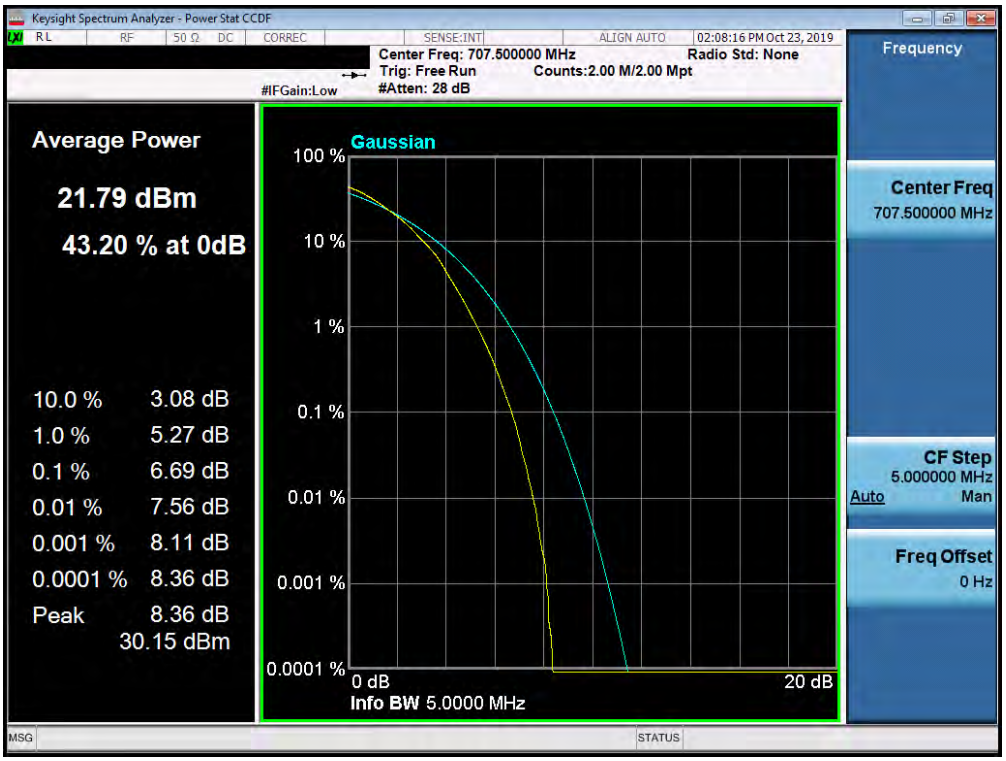

Plot 7-376. PAR Plot (Band 12 – 5.0MHz 64-QAM - Full RB Configuration)

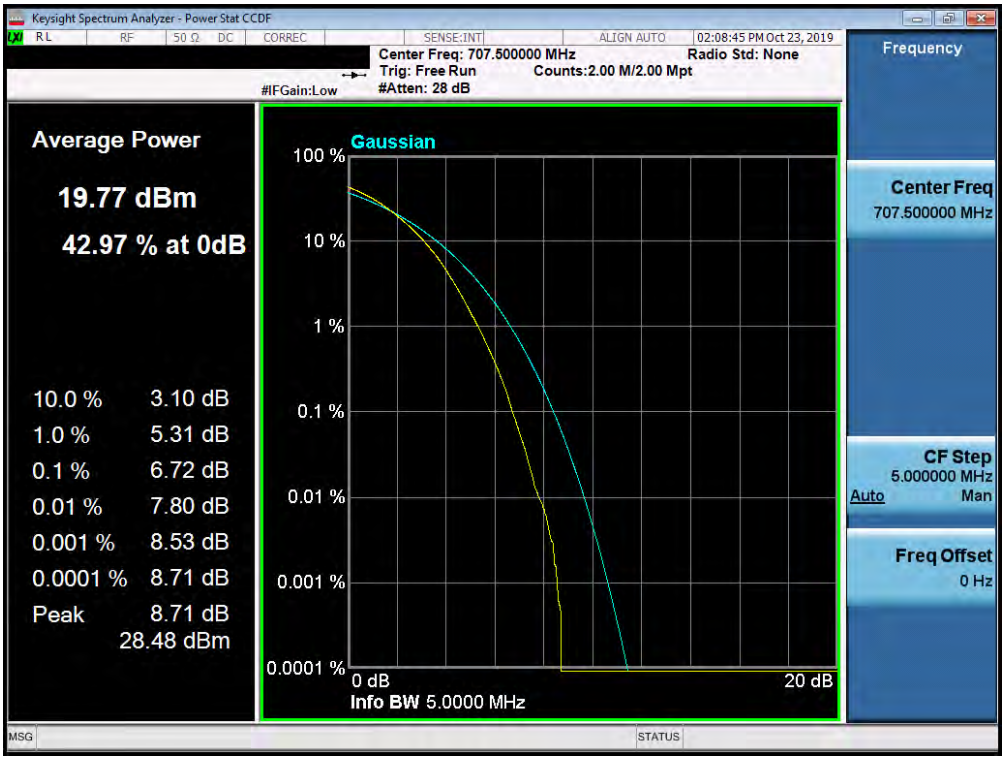

Plot 7-377. PAR Plot (Band 12 – 5.0MHz 256-QAM - Full RB Configuration)

© 2020 PCTEST
All rights reserved. Unless otherwise specified, no part of this report may be reproduced or utilized in any part, form or by any means, electronic or mechanical, including photocopying and microfilm, without permission in writing from PCTEST Engineering Laboratory, Inc. If you have any questions about this international copyright or have an enquiry about obtaining additional rights to this report or assembly of contents thereof, please contact INFO@PCTEST.COM.

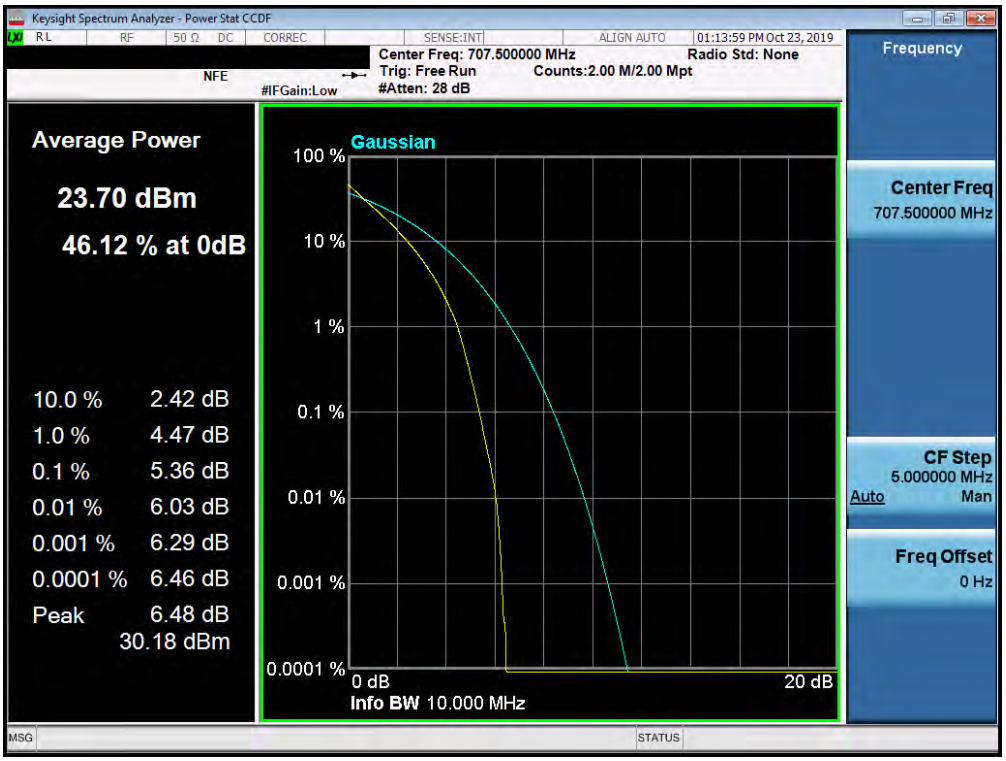

Plot 7-378. PAR Plot (Band 12 – 10.0MHz QPSK - Full RB Configuration)

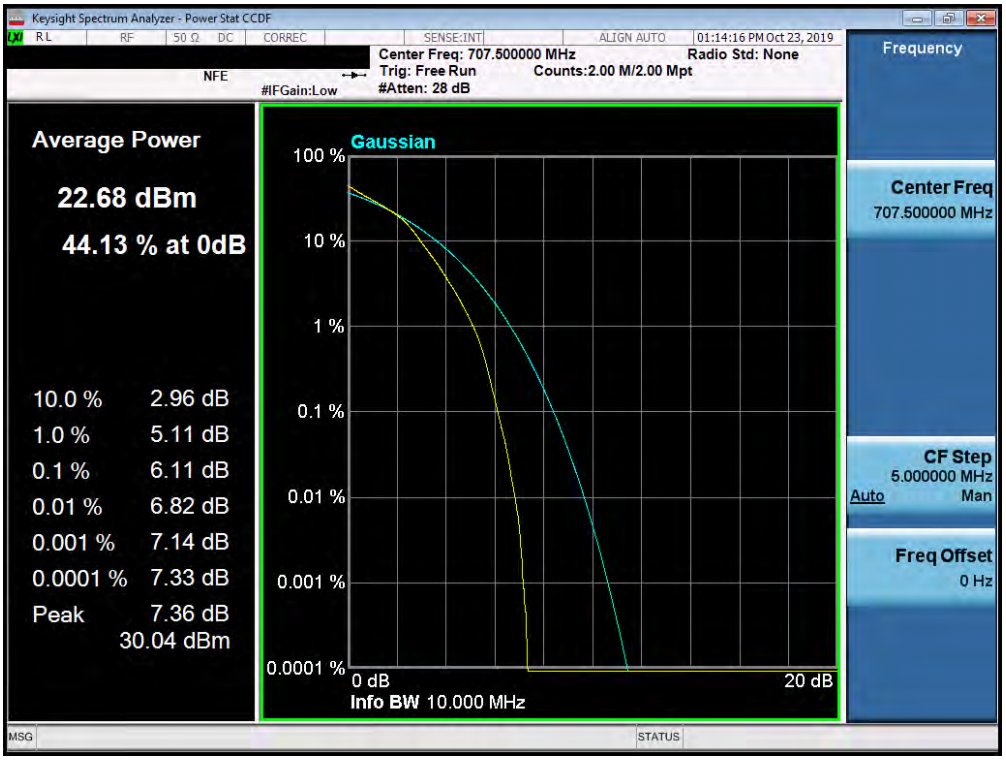

Plot 7-379. PAR Plot (Band 12 – 10.0MHz 16-QAM - Full RB Configuration)

© 2020 PCTEST
All rights reserved. Unless otherwise specified, no part of this report may be reproduced or utilized in any part, form or by any means, electronic or mechanical, including photocopying and microfilm, without permission in writing from PCTEST Engineering Laboratory, Inc. If you have any questions about this international copyright or have an enquiry about obtaining additional rights to this report or assembly of contents thereof, please contact INFO@PCTEST.COM.

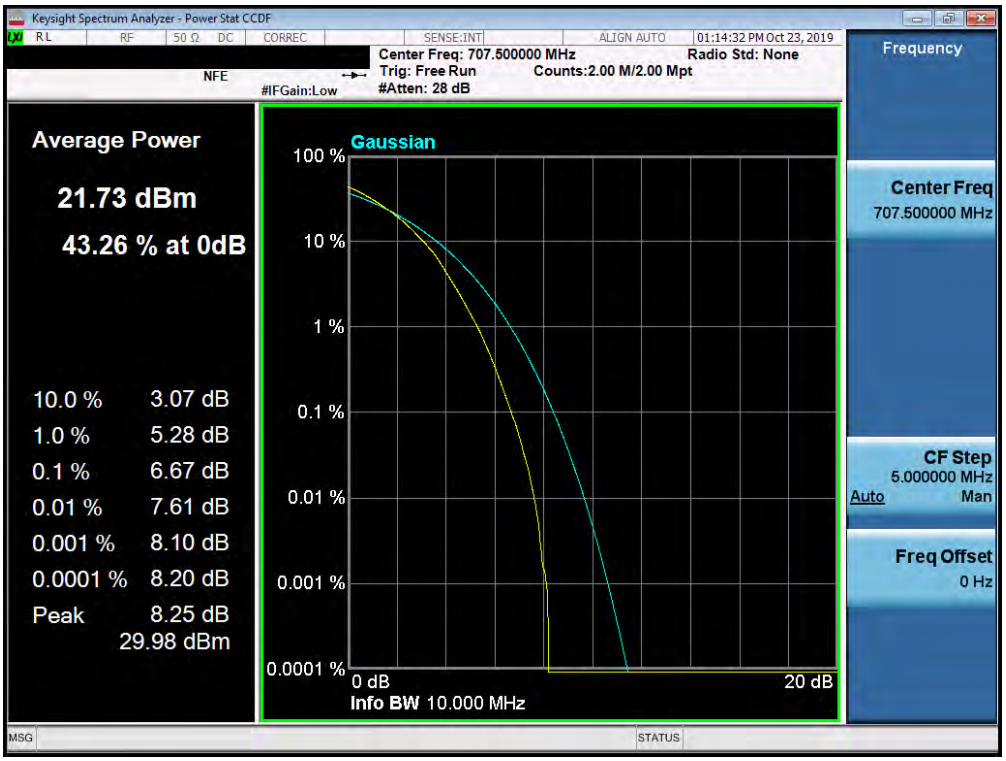

Plot 7-380. PAR Plot (Band 12 – 10.0MHz 64-QAM - Full RB Configuration)

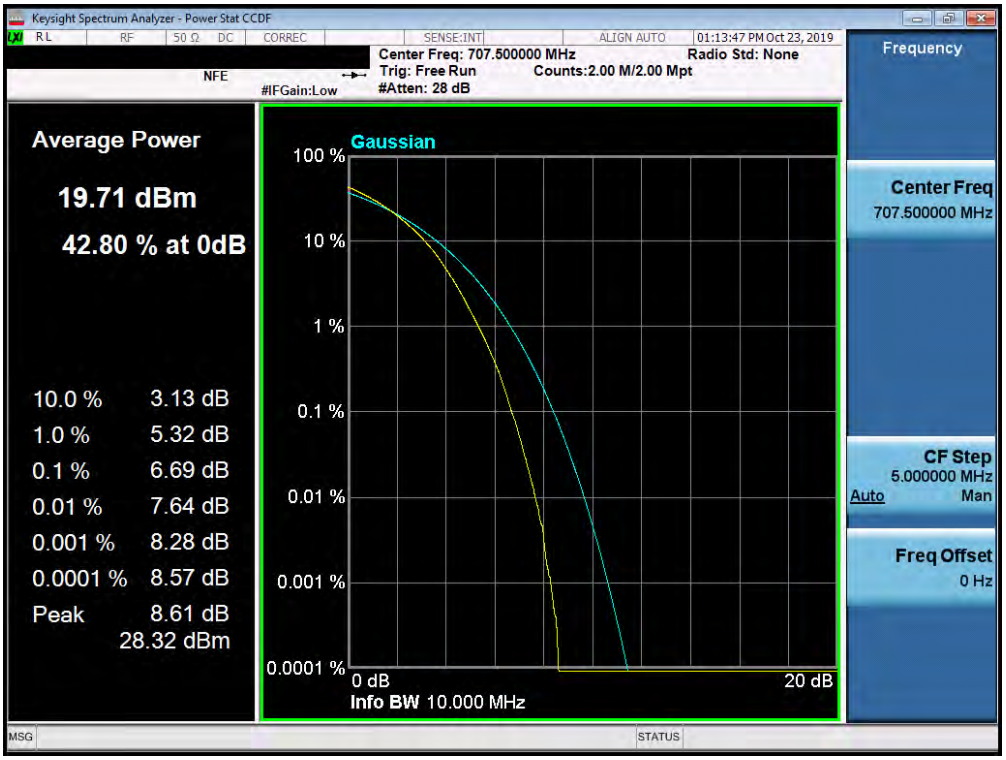

Plot 7-381. PAR Plot (Band 12 – 10.0MHz 256-QAM - Full RB Configuration)

© 2020 PCTEST
All rights reserved. Unless otherwise specified, no part of this report may be reproduced or utilized in any part, form or by any means, electronic or mechanical, including photocopying and microfilm, without permission in writing from PCTEST Engineering Laboratory, Inc. If you have any questions about this international copyright or have an enquiry about obtaining additional rights to this report or assembly of contents thereof, please contact INFO@PCTEST.COM.

Band 13

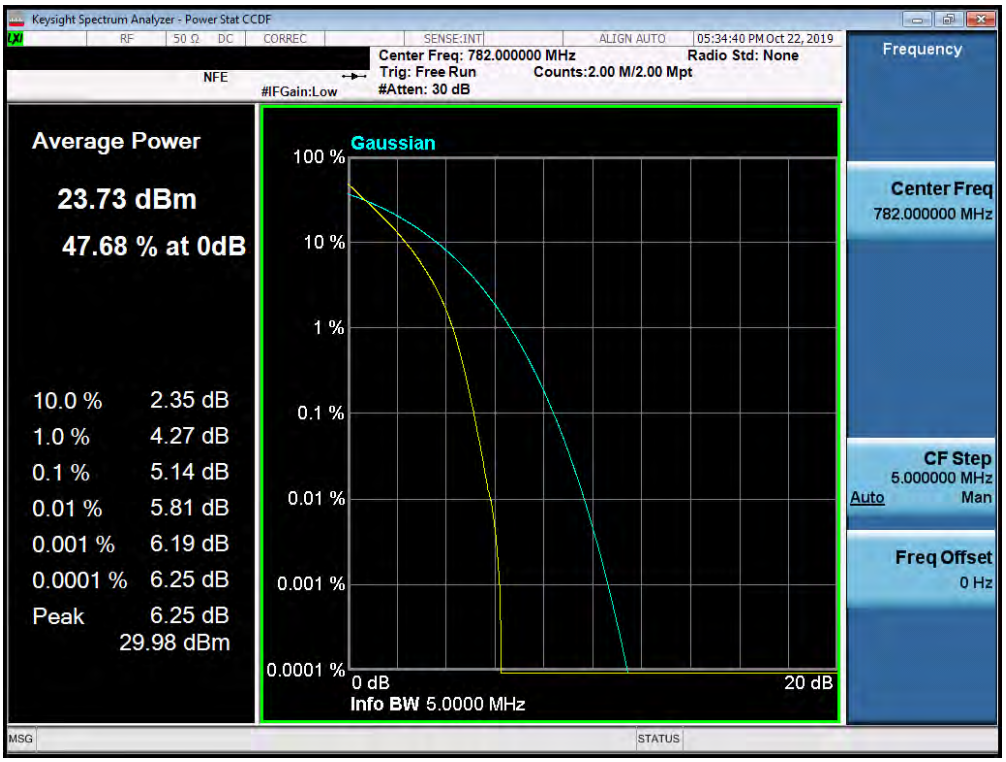

Plot 7-382. PAR Plot (Band 13 – 5.0MHz QPSK - Full RB Configuration)

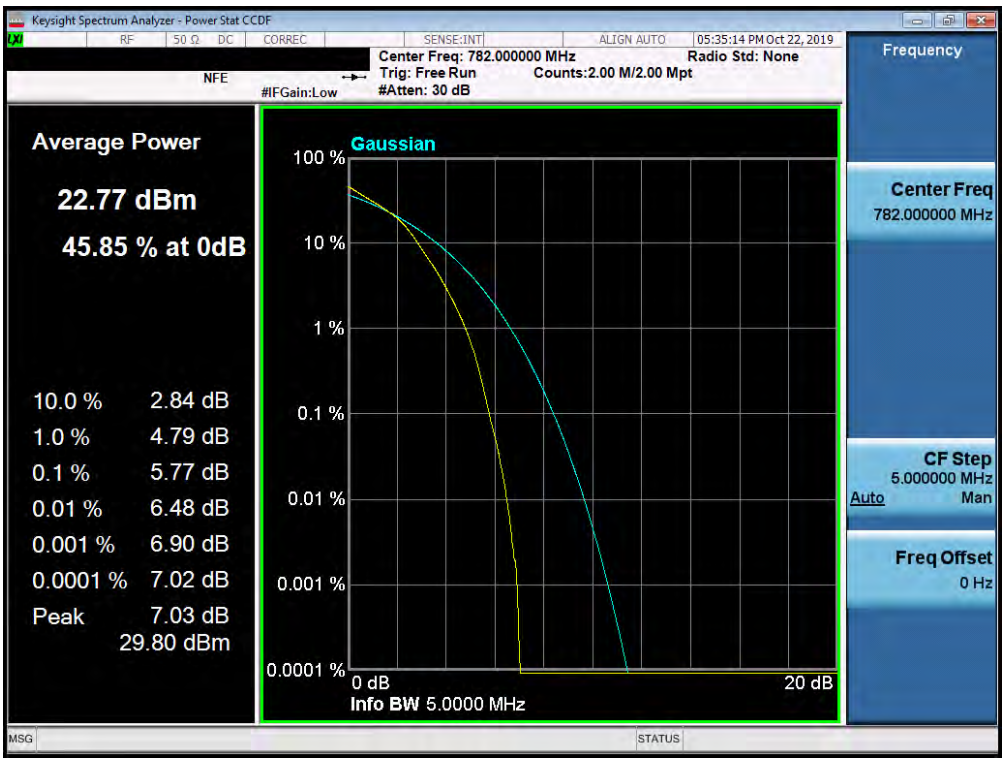

Plot 7-383. PAR Plot (Band 13 – 5.0MHz 16-QAM - Full RB Configuration)

© 2020 PCTEST
All rights reserved. Unless otherwise specified, no part of this report may be reproduced or utilized in any part, form or by any means, electronic or mechanical, including photocopying and microfilm, without permission in writing from PCTEST Engineering Laboratory, Inc. If you have any questions about this international copyright or have an enquiry about obtaining additional rights to this report or assembly of contents thereof, please contact INFO@PCTEST.COM.