802.11n(40MHz) Mode		Power Level Setting	Measured Power [dBm]	Duty Cycle Factor (dB)	Total Power [dBm]	Limit (dBm)
Frequency [MHz]	Channel No.					
5190	38	13	10.76	2.988	13.75	23.98
5230	46	16	13.95	2.988	16.94	23.98
5270	54	15	13.64	2.988	16.63	23.98
5310	62	13	11.48	2.988	14.47	23.98
5510	102	10	7.22	2.988	10.21	23.98
5590	118	16	13.89	2.988	16.88	23.98
5710	142	15	13.34	2.988	16.33	23.98
5755	151	15	13.11	2.988	16.10	30.00
5795	159	15	13.19	2.988	16.18	30.00

802.11ac(20MHz) Mode		Power Level Setting	Measured Power [dBm]	Duty Cycle Factor (dB)	Total Power [dBm]	Limit (dBm)
Frequency [MHz]	Channel No.					
5180	36	17	15.55	2.174	17.72	23.98
5200	40	17	15.42	2.174	17.59	23.98
5240	48	17	15.37	2.174	17.54	23.98
5260	52	16	15.13	2.174	17.30	23.98
5300	60	16	15.09	2.174	17.26	23.98
5320	64	16	15.03	2.174	17.20	23.98
5500	100	14	12.22	2.174	14.39	23.98
5600	120	17	15.59	2.174	17.76	23.98
5720	144	16	14.87	2.174	17.04	23.98
5745	149	17	15.48	2.174	17.65	30.00
5785	157	17	15.62	2.174	17.79	30.00
5825	165	17	15.61	2.174	17.78	30.00

802.11ac(40MHz) Mode		Power Level Setting	Measured Power [dBm]	Duty Cycle Factor (dB)	Total Power [dBm]	Limit (dBm)
Frequency [MHz]	Channel No.					
5190	38	13	10.45	3.273	13.72	23.98
5230	46	16	13.59	3.273	16.86	23.98
5270	54	15	13.25	3.273	16.52	23.98
5310	62	13	11.18	3.273	14.45	23.98
5510	102	10	6.91	3.273	10.18	23.98
5590	118	16	13.60	3.273	16.87	23.98
5710	142	15	12.99	3.273	16.26	23.98
5755	151	15	12.91	3.273	16.18	30.00
5795	159	15	12.88	3.273	16.15	30.00

802.11ac(80MHz) Mode		Power Level Setting	Measured Power [dBm]	Duty Cycle Factor (dB)	Total Power [dBm]	Limit (dBm)
Frequency [MHz]	Channel No.					
5210	42	13	10.41	3.398	13.81	23.98
5290	58	13	10.98	3.398	14.38	23.98
5530	106	10	6.96	3.398	10.36	23.98
5610	122	15	12.47	3.398	15.87	23.98
5690	138	14	11.78	3.398	15.18	23.98
5775	155	15	12.58	3.398	15.98	30.00

[ANT2]

802.11a Mode		Power Level Setting	Measured Power [dBm]	Duty Cycle Factor (dB)	Total Power [dBm]	Limit (dBm)
Frequency [MHz]	Channel No.					
5180	36	17	14.99	1.897	16.89	23.98
5200	40	17	14.84	1.897	16.74	23.98
5240	48	17	14.69	1.897	16.59	23.98
5260	52	16	14.25	1.897	16.15	23.98
5300	60	16	14.13	1.897	16.03	23.98
5320	64	16	14.18	1.897	16.08	23.98
5500	100	15	13.00	1.897	14.90	23.98
5600	120	17	15.15	1.897	17.05	23.98
5720	144	16	14.20	1.897	16.10	23.98
5745	149	17	14.85	1.897	16.75	30.00
5785	157	17	14.92	1.897	16.82	30.00
5825	165	17	14.88	1.897	16.78	30.00

802.11n(20MHz) Mode		Power Level Setting	Measured Power [dBm]	Duty Cycle Factor (dB)	Total Power [dBm]	Limit (dBm)
Frequency [MHz]	Channel No.					
5180	36	17	14.92	2.006	16.93	23.98
5200	40	17	14.85	2.006	16.86	23.98
5240	48	17	14.68	2.006	16.69	23.98
5260	52	16	14.21	2.006	16.22	23.98
5300	60	16	14.04	2.006	16.05	23.98
5320	64	16	13.99	2.006	16.00	23.98
5500	100	14	11.85	2.006	13.86	23.98
5600	120	17	15.06	2.006	17.07	23.98
5720	144	16	14.07	2.006	16.08	23.98
5745	149	17	14.70	2.006	16.71	30.00
5785	157	17	14.71	2.006	16.72	30.00
5825	165	17	14.67	2.006	16.68	30.00

802.11n(40MHz) Mode		Power Level Setting	Measured Power [dBm]	Duty Cycle Factor (dB)	Total Power [dBm]	Limit (dBm)
Frequency [MHz]	Channel No.					
5190	38	13	10.00	2.988	12.99	23.98
5230	46	16	12.98	2.988	15.97	23.98
5270	54	15	12.41	2.988	15.40	23.98
5310	62	13	10.06	2.988	13.05	23.98
5510	102	10	6.75	2.988	9.74	23.98
5590	118	16	13.27	2.988	16.26	23.98
5710	142	15	12.35	2.988	15.34	23.98
5755	151	15	12.26	2.988	15.25	30.00
5795	159	15	12.29	2.988	15.28	30.00

802.11ac(20MHz) Mode		Power Level Setting	Measured Power [dBm]	Duty Cycle Factor (dB)	Total Power [dBm]	Limit (dBm)
Frequency [MHz]	Channel No.					
5180	36	17	14.97	2.174	17.14	23.98
5200	40	17	14.64	2.174	16.81	23.98
5240	48	17	14.54	2.174	16.71	23.98
5260	52	16	14.06	2.174	16.23	23.98
5300	60	16	13.95	2.174	16.12	23.98
5320	64	16	13.87	2.174	16.04	23.98
5500	100	14	11.76	2.174	13.93	23.98
5600	120	17	15.10	2.174	17.27	23.98
5720	144	16	13.94	2.174	16.11	23.98
5745	149	17	14.53	2.174	16.70	30.00
5785	157	17	14.65	2.174	16.82	30.00
5825	165	17	14.57	2.174	16.74	30.00

802.11ac(40MHz) Mode		Power Level Setting	Measured Power [dBm]	Duty Cycle Factor (dB)	Total Power [dBm]	Limit (dBm)
Frequency [MHz]	Channel No.					
5190	38	13	9.69	3.273	12.96	23.98
5230	46	16	12.72	3.273	15.99	23.98
5270	54	15	12.10	3.273	15.37	23.98
5310	62	13	9.81	3.273	13.08	23.98
5510	102	10	6.61	3.273	9.88	23.98
5590	118	16	12.95	3.273	16.22	23.98
5710	142	15	12.04	3.273	15.31	23.98
5755	151	15	11.94	3.273	15.21	30.00
5795	159	15	11.89	3.273	15.16	30.00

802.11ac(80MHz) Mode		Power Level Setting	Measured Power [dBm]	Duty Cycle Factor (dB)	Total Power [dBm]	Limit (dBm)
Frequency [MHz]	Channel No.					
5210	42	13	9.55	3.398	12.95	23.98
5290	58	13	9.83	3.398	13.23	23.98
5530	106	10	6.98	3.398	10.08	23.98
5610	122	15	11.75	3.398	15.15	23.98
5690	138	14	10.89	3.398	14.29	23.98
5775	155	15	11.49	3.398	14.89	30.00

[MIMO]

802.11a Mode		Power Level Setting	Ant 1 Measured Power (dBm) + Duty Cycle Factor	Ant 2 Measured Power (dBm) + Duty Cycle Factor	MIMO Total Power [dBm]	Limit (dBm)
Frequency [MHz]	Channel No.					
5180	36	17	17.74	16.89	20.34	23.98
5200	40	17	17.57	16.74	20.18	23.98
5240	48	17	17.59	16.59	20.13	23.98
5260	52	16	17.27	16.15	19.75	23.98
5300	60	16	17.27	16.03	19.70	23.98
5320	64	16	17.19	16.08	19.68	23.98
5500	100	15	15.42	14.90	18.18	23.98
5600	120	17	17.79	17.05	20.44	23.98
5720	144	16	17.07	16.10	19.62	23.98
5745	149	17	17.66	16.75	20.24	30.00
5785	157	17	17.78	16.82	20.33	30.00
5825	165	17	17.78	16.78	20.32	30.00

802.11n(20MHz) Mode		Power Level Setting	Ant 1 Measured Power (dBm) + Duty Cycle Factor	Ant 2 Measured Power (dBm) + Duty Cycle Factor	MIMO Total Power [dBm]	Limit (dBm)
Frequency [MHz]	Channel No.					
5180	36	17	17.68	16.93	20.33	23.98
5200	40	17	17.56	16.86	20.23	23.98
5240	48	17	17.53	16.69	20.14	23.98
5260	52	16	17.26	16.22	19.78	23.98
5300	60	16	17.19	16.05	19.66	23.98
5320	64	16	17.20	16.00	19.65	23.98
5500	100	14	14.38	13.86	17.13	23.98
5600	120	17	17.71	17.07	20.41	23.98
5720	144	16	17.07	16.08	19.61	23.98
5745	149	17	17.65	16.71	20.21	30.00
5785	157	17	17.75	16.72	20.27	30.00
5825	165	17	17.73	16.68	20.24	30.00

802.11n(40MHz) Mode		Power Level Setting	Ant 1 Measured Power (dBm) + Duty Cycle Factor	Ant 2 Measured Power (dBm) + Duty Cycle Factor	MIMO Total Power [dBm]	Limit (dBm)
Frequency [MHz]	Channel No.					
5190	38	13	13.75	12.99	16.39	23.98
5230	46	16	16.94	15.97	19.49	23.98
5270	54	15	16.63	15.40	19.07	23.98
5310	62	13	14.47	13.05	16.83	23.98
5510	102	10	10.21	9.74	12.99	23.98
5590	118	16	16.88	16.26	19.59	23.98
5710	142	15	16.33	15.34	18.87	23.98
5755	151	15	16.10	15.25	18.70	30.00
5795	159	15	16.18	15.28	18.76	30.00

802.11ac(20MHz) Mode		Power Level Setting	Ant 1 Measured Power (dBm) + Duty Cycle Factor	Ant 2 Measured Power (dBm) + Duty Cycle Factor	MIMO Total Power [dBm]	Limit (dBm)
Frequency [MHz]	Channel No.					
5180	36	17	17.72	17.14	20.45	23.98
5200	40	17	17.59	16.81	20.23	23.98
5240	48	17	17.54	16.71	20.16	23.98
5260	52	16	17.30	16.23	19.81	23.98
5300	60	16	17.26	16.12	19.74	23.98
5320	64	16	17.20	16.04	19.67	23.98
5500	100	14	14.39	13.93	17.18	23.98
5600	120	17	17.76	17.27	20.54	23.98
5720	144	16	17.04	16.11	19.61	23.98
5745	149	17	17.65	16.70	20.22	30.00
5785	157	17	17.79	16.82	20.35	30.00
5825	165	17	17.78	16.74	20.31	30.00

802.11ac(40MHz) Mode		Power Level Setting	Ant 1 Measured Power (dBm) + Duty Cycle Factor	Ant 2 Measured Power (dBm) + Duty Cycle Factor	MIMO Total Power [dBm]	Limit (dBm)
Frequency [MHz]	Channel No.					
5190	38	13	13.72	12.96	16.37	23.98
5230	46	16	16.86	15.99	19.46	23.98
5270	54	15	16.52	15.37	19.00	23.98
5310	62	13	14.45	13.08	16.83	23.98
5510	102	10	10.18	9.88	13.05	23.98
5590	118	16	16.87	16.22	19.57	23.98
5710	142	15	16.26	15.31	18.82	23.98
5755	151	15	16.18	15.21	18.73	30.00
5795	159	15	16.15	15.16	18.69	30.00

802.11ac(80MHz) Mode		Power Level Setting	Ant 1 Measured Power (dBm) + Duty Cycle Factor	Ant 2 Measured Power (dBm) + Duty Cycle Factor	MIMO Total Power [dBm]	Limit (dBm)
Frequency [MHz]	Channel No.					
5210	42	13	13.81	12.95	16.41	23.98
5290	58	13	14.38	13.23	16.85	23.98
5530	106	10	10.36	10.08	13.23	23.98
5610	122	15	15.87	15.15	18.53	23.98
5690	138	14	15.18	14.29	17.77	23.98
5775	155	15	15.98	14.89	18.48	30.00

10.5 POWER SPECTRAL DENSITY

[ANT1]

802.11a Mode		Measured PSD [dBm]	Duty Cycle Factor (dB)	Total PSD [dBm]	Limit (dBm)
Frequency [MHz]	Channel No.				
5180	36	4.577	1.897	6.474	11 dBm/MHz
5200	40	4.408	1.897	6.305	
5240	48	4.544	1.897	6.441	
5260	52	4.428	1.897	6.325	
5300	60	4.411	1.897	6.308	
5320	64	4.293	1.897	6.190	
5500	100	2.704	1.897	4.601	
5600	120	4.999	1.897	6.896	
5720	144	4.272	1.897	6.169	
5745	149	2.325	1.897	4.222	30 dBm/500kHz
5785	157	2.292	1.897	4.189	
5825	165	2.398	1.897	4.295	

802.11n(20MHz) Mode		Measured PSD [dBm]	Duty Cycle Factor (dB)	Total PSD [dBm]	Limit (dBm)
Frequency [MHz]	Channel No.				
5180	36	4.145	2.006	6.151	11 dBm/MHz
5200	40	4.071	2.006	6.077	
5240	48	4.422	2.006	6.428	
5260	52	3.931	2.006	5.937	
5300	60	3.940	2.006	5.946	
5320	64	3.894	2.006	5.900	
5500	100	0.953	2.006	2.959	
5600	120	4.474	2.006	6.480	
5720	144	3.979	2.006	5.985	
5745	149	1.828	2.006	3.834	30 dBm/500kHz
5785	157	1.780	2.006	3.786	
5825	165	1.986	2.006	3.992	

802.11n(40MHz) Mode		Measured PSD [dBm]	Duty Cycle Factor (dB)	Total PSD [dBm]	Limit (dBm)
Frequency [MHz]	Channel No.				
5190	38	-2.942	2.988	0.046	11 dBm/MHz
5230	46	0.292	2.988	3.280	
5270	54	-0.481	2.988	2.507	
5310	62	-2.521	2.988	0.467	
5510	102	-5.929	2.988	-2.941	
5590	118	0.294	2.988	3.282	
5710	142	-0.444	2.988	2.544	
5755	151	-3.102	2.988	-0.114	30 dBm /500kHz
5795	159	-3.091	2.988	-0.103	

802.11ac(20MHz) Mode		Measured PSD [dBm]	Duty Cycle Factor (dB)	Total PSD [dBm]	Limit (dBm)
Frequency [MHz]	Channel No.				
5180	36	4.086	2.174	6.260	11 dBm/MHz
5200	40	4.322	2.174	6.496	
5240	48	3.939	2.174	6.113	
5260	52	3.864	2.174	6.038	
5300	60	4.072	2.174	6.246	
5320	64	4.027	2.174	6.201	
5500	100	0.834	2.174	3.008	
5600	120	4.327	2.174	6.501	
5720	144	3.723	2.174	5.897	
5745	149	2.098	2.174	4.272	30 dBm/500kHz
5785	157	2.057	2.174	4.231	
5825	165	2.155	2.174	4.329	

802.11ac(40MHz) Mode		Measured PSD [dBm]	Duty Cycle Factor (dB)	Total PSD [dBm]	Limit (dBm)
Frequency [MHz]	Channel No.				
5190	38	-3.134	3.273	0.139	11 dBm/MHz
5230	46	-0.279	3.273	2.994	
5270	54	-0.403	3.273	2.870	
5310	62	-2.614	3.273	0.659	
5510	102	-6.137	3.273	-2.864	
5590	118	-0.088	3.273	3.185	
5710	142	-0.678	3.273	2.595	
5755	151	-3.285	3.273	-0.012	30 dBm /500kHz
5795	159	-3.203	3.273	0.070	

802.11ac(80MHz) Mode		Measured PSD [dBm]	Duty Cycle Factor (dB)	Total PSD [dBm]	Limit (dBm)
Frequency [MHz]	Channel No.				
5210	42	-5.952	3.398	-2.554	11 dBm/MHz
5290	58	-5.852	3.398	-2.454	
5530	106	-9.617	3.398	-6.219	
5610	122	-4.330	3.398	-0.932	
5690	138	-5.173	3.398	-1.775	
5775	155	-6.757	3.398	-3.359	30 dBm/500kHz

[ANT2]

802.11a Mode		Measured PSD [dBm]	Duty Cycle Factor (dB)	Total PSD [dBm]	Limit (dBm)
Frequency [MHz]	Channel No.				
5180	36	4.160	1.897	6.057	11 dBm/MHz
5200	40	4.058	1.897	5.955	
5240	48	3.959	1.897	5.856	
5260	52	3.187	1.897	5.084	
5300	60	3.390	1.897	5.287	
5320	64	3.030	1.897	4.927	
5500	100	2.079	1.897	3.976	
5600	120	4.237	1.897	6.134	
5720	144	3.178	1.897	5.075	
5745	149	1.172	1.897	3.069	30 dBm/500kHz
5785	157	1.192	1.897	3.089	
5825	165	1.170	1.897	3.067	

802.11n(20MHz) Mode		Measured PSD [dBm]	Duty Cycle Factor (dB)	Total PSD [dBm]	Limit (dBm)
Frequency [MHz]	Channel No.				
5180	36	3.481	2.006	5.487	11 dBm/MHz
5200	40	3.264	2.006	5.270	
5240	48	3.425	2.006	5.431	
5260	52	3.111	2.006	5.117	
5300	60	3.006	2.006	5.012	
5320	64	3.048	2.006	5.054	
5500	100	0.509	2.006	2.515	
5600	120	3.925	2.006	5.931	
5720	144	3.013	2.006	5.019	
5745	149	1.325	2.006	3.331	30 dBm/500kHz
5785	157	1.243	2.006	3.249	
5825	165	1.032	2.006	3.038	

802.11n(40MHz) Mode		Measured PSD [dBm]	Duty Cycle Factor (dB)	Total PSD [dBm]	Limit (dBm)
Frequency [MHz]	Channel No.				
5190	38	-3.677	2.988	-0.689	11 dBm/MHz
5230	46	-0.997	2.988	1.991	
5270	54	-1.779	2.988	1.209	
5310	62	-3.771	2.988	-0.783	
5510	102	-7.404	2.988	-4.416	
5590	118	-0.480	2.988	2.508	
5710	142	-1.498	2.988	1.490	
5755	151	-4.213	2.988	-1.225	30 dBm /500kHz
5795	159	-4.110	2.988	-1.122	

802.11ac(20MHz) Mode		Measured PSD [dBm]	Duty Cycle Factor (dB)	Total PSD [dBm]	Limit (dBm)
Frequency [MHz]	Channel No.				
5180	36	3.334	2.174	5.508	11 dBm/MHz
5200	40	3.264	2.174	5.438	
5240	48	3.162	2.174	5.336	
5260	52	2.688	2.174	4.862	
5300	60	2.614	2.174	4.788	
5320	64	2.795	2.174	4.969	
5500	100	0.514	2.174	2.688	
5600	120	3.891	2.174	6.065	
5720	144	2.724	2.174	4.898	
5745	149	0.682	2.174	2.856	30 dBm/500kHz
5785	157	0.824	2.174	2.998	
5825	165	0.651	2.174	2.825	

802.11ac(40MHz) Mode		Measured PSD [dBm]	Duty Cycle Factor (dB)	Total PSD [dBm]	Limit (dBm)
Frequency [MHz]	Channel No.				
5190	38	-3.848	3.273	-0.575	11 dBm/MHz
5230	46	-0.975	3.273	2.298	
5270	54	-1.607	3.273	1.666	
5310	62	-3.674	3.273	-0.401	
5510	102	-7.307	3.273	-4.034	
5590	118	-0.353	3.273	2.920	
5710	142	-1.441	3.273	1.832	
5755	151	-3.969	3.273	-0.696	30 dBm /500kHz
5795	159	-3.734	3.273	-0.461	

802.11ac(80MHz) Mode		Measured PSD [dBm]	Duty Cycle Factor (dB)	Total PSD [dBm]	Limit (dBm)
Frequency [MHz]	Channel No.				
5210	42	-6.754	3.398	-3.356	11 dBm/MHz
5290	58	-6.895	3.398	-3.497	
5530	106	-10.336	3.398	-6.938	
5610	122	-4.426	3.398	-1.028	
5690	138	-5.471	3.398	-2.073	
5775	155	-7.971	3.398	-4.573	30 dBm/ 500kHz

[MIMO]

802.11a Mode		ANT 1 Measured Power(dBm) + Duty Cycle Factor (dB)	ANT 2 Measured Power(dBm) + Duty Cycle Factor (dB)	MIMO Result (dBm)	Limit (dBm)
Frequency [MHz]	Channel No.				
5180	36	6.474	6.057	9.281	11 dBm/MHz
5200	40	6.305	5.955	9.144	
5240	48	6.441	5.856	9.169	
5260	52	6.325	5.084	8.759	
5300	60	6.308	5.287	8.838	
5320	64	6.190	4.927	8.615	
5500	100	4.601	3.976	7.310	
5600	120	6.896	6.134	9.542	
5720	144	6.169	5.075	8.667	
5745	149	4.222	3.069	6.694	30 dBm/500kHz
5785	157	4.189	3.089	6.684	
5825	165	4.295	3.067	6.735	

802.11n(20MHz) Mode		ANT 1 Measured Power(dBm) + Duty Cycle Factor (dB)	ANT 2 Measured Power(dBm) + Duty Cycle Factor (dB)	MIMO Result (dBm)	Limit (dBm)
Frequency [MHz]	Channel No.				
5180	36	6.151	5.487	8.842	11 dBm/MHz
5200	40	6.077	5.270	8.703	
5240	48	6.428	5.431	8.968	
5260	52	5.937	5.117	8.557	
5300	60	5.946	5.012	8.514	
5320	64	5.900	5.054	8.508	
5500	100	2.959	2.515	5.753	
5600	120	6.480	5.931	9.225	
5720	144	5.985	5.019	8.539	
5745	149	3.834	3.331	6.600	30 dBm/500kHz
5785	157	3.786	3.249	6.536	
5825	165	3.992	3.038	6.552	

802.11n(40MHz) Mode		ANT 1 Measured Power(dBm) + Duty Cycle Factor (dB)	ANT 2 Measured Power(dBm) + Duty Cycle Factor (dB)	MIMO Result (dBm)	Limit (dBm)
Frequency [MHz]	Channel No.				
5190	38	0.046	-0.689	2.704	11 dBm/MHz
5230	46	3.280	1.991	5.693	
5270	54	2.507	1.209	4.917	
5310	62	0.467	-0.783	2.897	
5510	102	-2.941	-4.416	-0.606	
5590	118	3.282	2.508	5.923	
5710	142	2.544	1.490	5.059	
5755	151	-0.114	-1.225	2.376	30 dBm /500kHz
5795	159	-0.103	-1.122	2.428	

802.11ac(20MHz) Mode		ANT 1 Measured Power(dBm) + Duty Cycle Factor (dB)	ANT 2 Measured Power(dBm) + Duty Cycle Factor (dB)	MIMO Result (dBm)	Limit (dBm)
Frequency [MHz]	Channel No.				
5180	36	6.260	5.508	8.911	11 dBm/MHz
5200	40	6.496	5.438	9.009	
5240	48	6.113	5.336	8.752	
5260	52	6.038	4.862	8.500	
5300	60	6.246	4.788	8.588	
5320	64	6.201	4.969	8.639	
5500	100	3.008	2.688	5.861	
5600	120	6.501	6.065	9.299	
5720	144	5.897	4.898	8.436	
5745	149	4.272	2.856	6.632	30 dBm/500kHz
5785	157	4.231	2.998	6.668	
5825	165	4.329	2.825	6.652	

802.11ac(40MHz) Mode		ANT 1 Measured Power(dBm) + Duty Cycle Factor (dB)	ANT 2 Measured Power(dBm) + Duty Cycle Factor (dB)	MIMO Result (dBm)	Limit (dBm)
Frequency [MHz]	Channel No.				
5190	38	0.139	-0.575	2.807	11 dBm/MHz
5230	46	2.994	2.298	5.670	
5270	54	2.870	1.666	5.319	
5310	62	0.659	-0.401	3.171	
5510	102	-2.864	-4.034	-0.400	
5590	118	3.185	2.920	6.064	
5710	142	2.595	1.832	5.240	
5755	151	-0.012	-0.696	2.669	30 dBm /500kHz
5795	159	0.070	-0.461	2.823	

802.11ac(80MHz) Mode		ANT 1 Measured Power(dBm) + Duty Cycle Factor (dB)	ANT 2 Measured Power(dBm) + Duty Cycle Factor (dB)	MIMO Result (dBm)	Limit (dBm)
Frequency [MHz]	Channel No.				
5210	42	-2.554	-3.356	0.074	11 dBm/MHz
5290	58	-2.454	-3.497	0.066	
5530	106	-6.219	-6.938	-3.553	
5610	122	-0.932	-1.028	2.031	
5690	138	-1.775	-2.073	1.089	
5775	155	-3.359	-4.573	-0.913	30 dBm/ 500kHz

[ANT1]

▣ Test Plots(802.11a)

Note:

In order to simplify the report, attached plots were only channel of highest power.

UNII 1 (Ch. 36)	UNII 2A (Ch. 52)

UNII 2C (Ch. 120)	UNII 3 (Ch. 165)
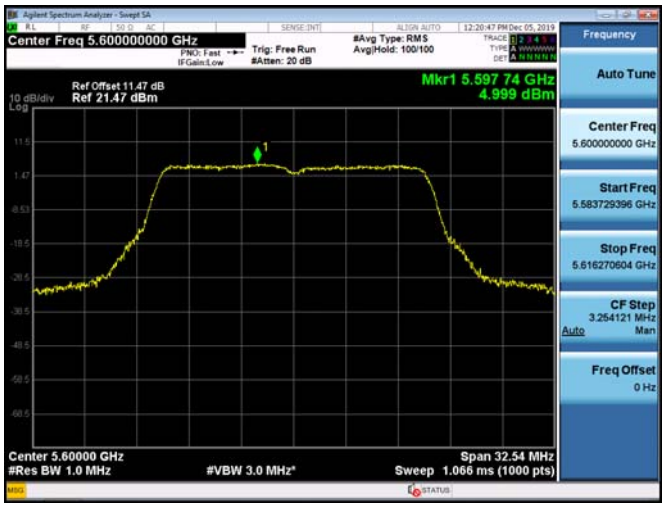	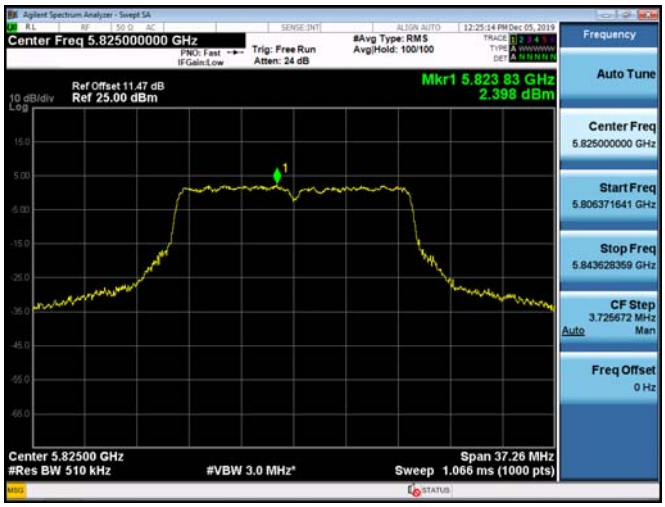

▣ Test Plots(802.11n(HT20))

Note:

In order to simplify the report, attached plots were only channel of highest power.

UNII 1 (Ch. 48)	UNII 2A (Ch. 60)
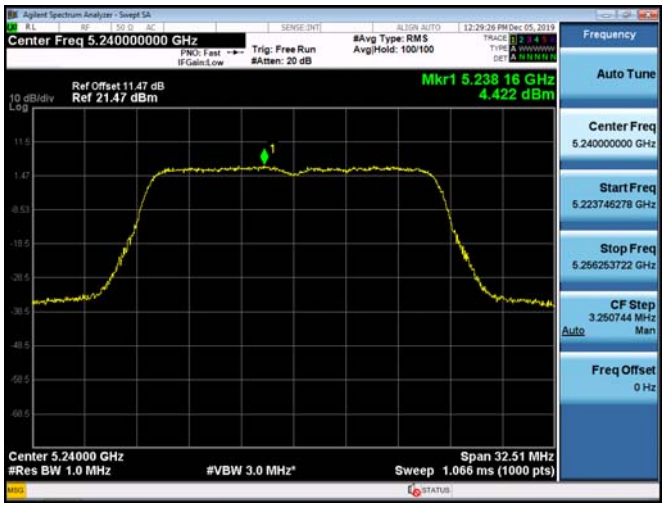	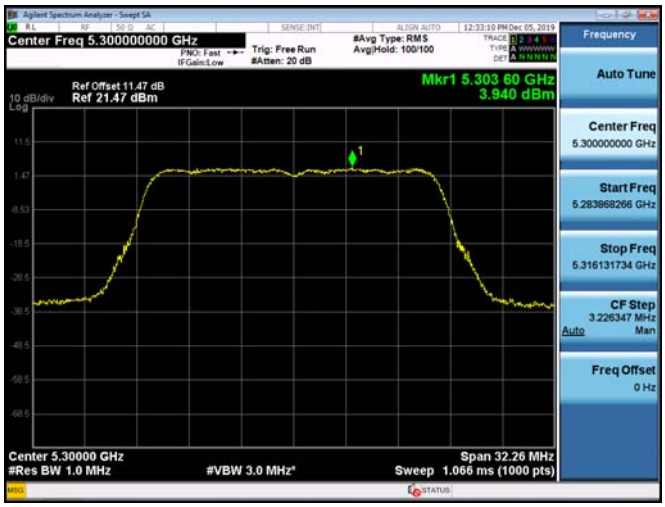

UNII 2C (Ch. 120)	UNII 3 (Ch. 165)
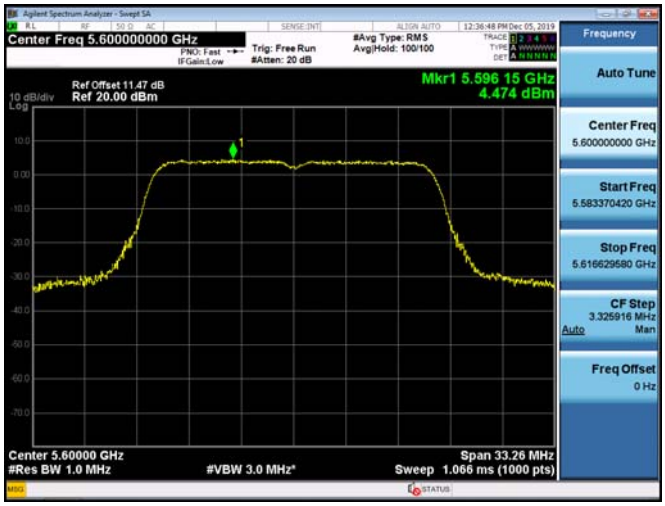	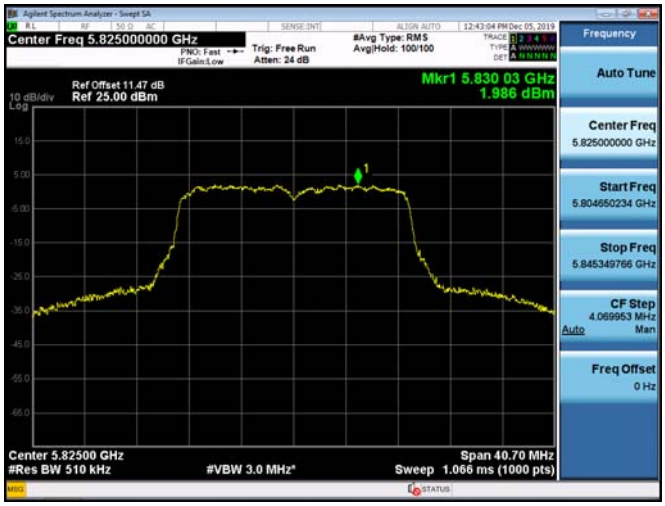

▣ Test Plots(802.11n(HT40))

Note:

In order to simplify the report, attached plots were only channel of highest power.

UNII 1 (Ch. 46)	UNII 2A (Ch. 54)
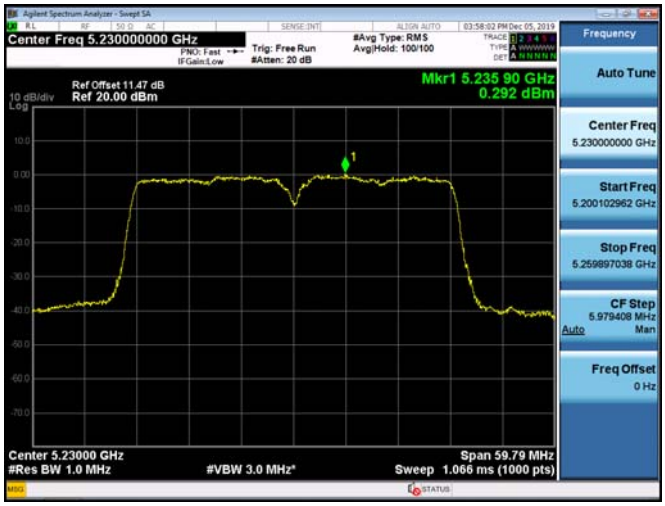	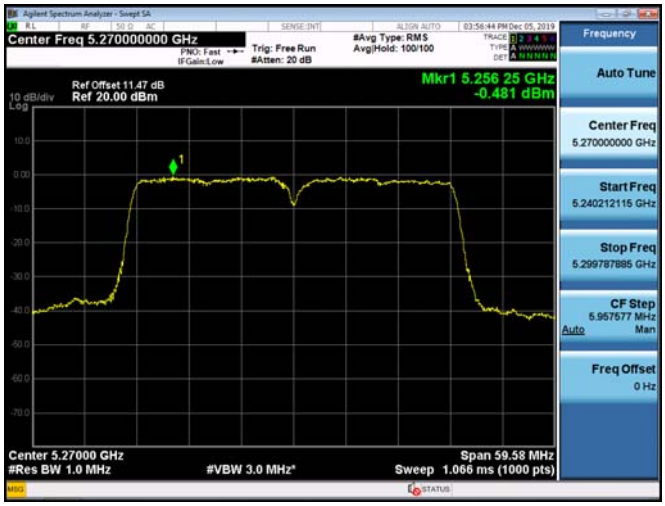

UNII 2C (Ch. 118)	UNII 3 (Ch. 159)
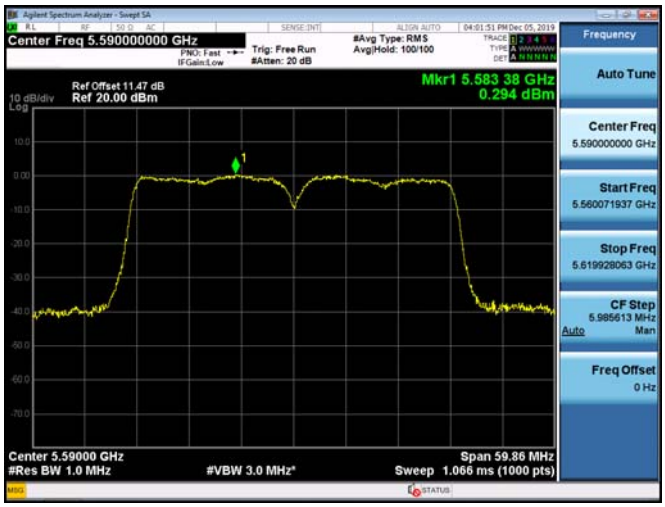	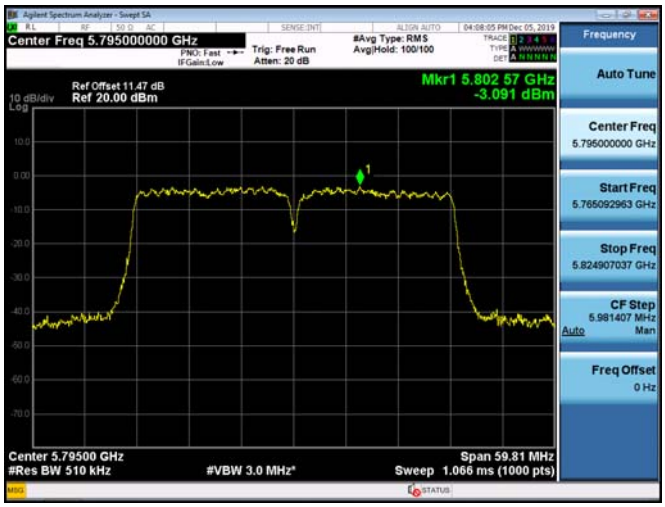

▣ Test Plots(802.11ac(VHT20))

Note:

In order to simplify the report, attached plots were only channel of highest power.

UNII 1 (Ch. 40)	UNII 2A (Ch. 60)
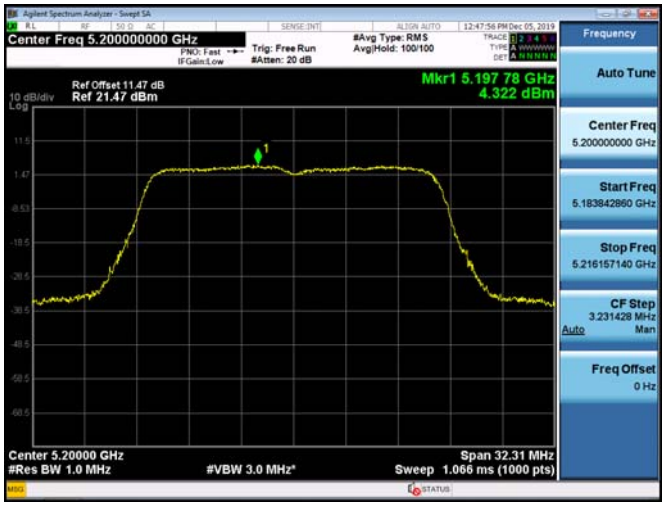	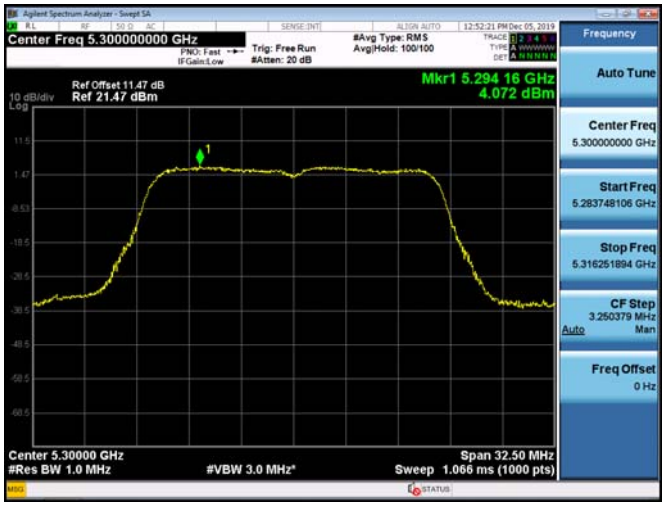

UNII 2C (Ch. 120)	UNII 3 (Ch. 165)
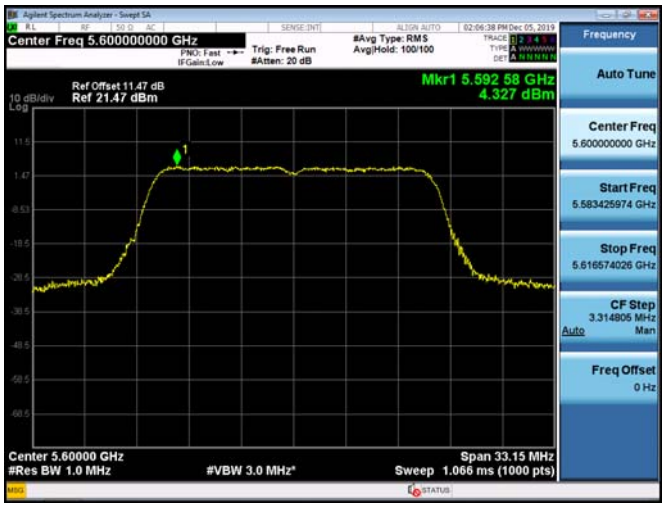	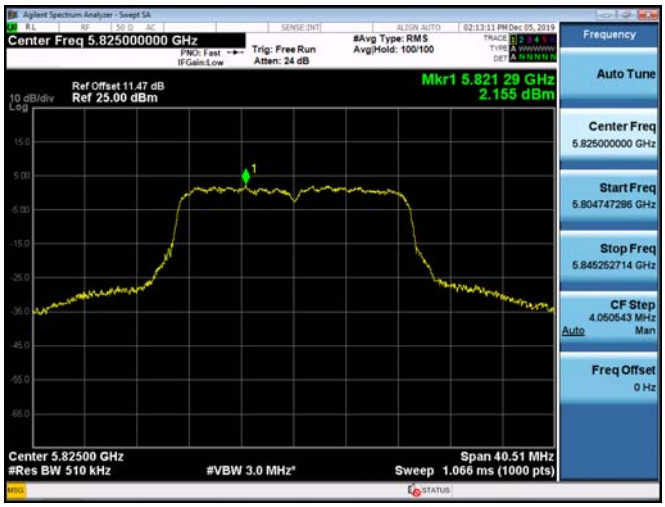

▣ Test Plots(802.11ac(VHT40))

Note:

In order to simplify the report, attached plots were only channel of highest power.

UNII 1 (Ch. 46)	UNII 2A (Ch. 54)
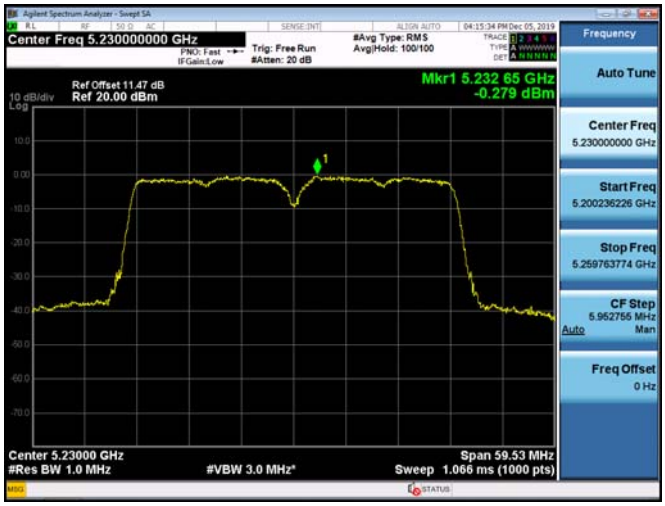	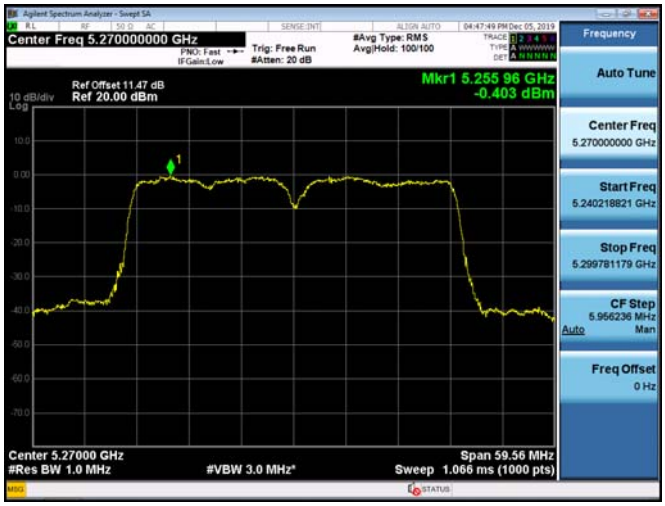

UNII 2C (Ch. 118)	UNII 3 (Ch. 159)
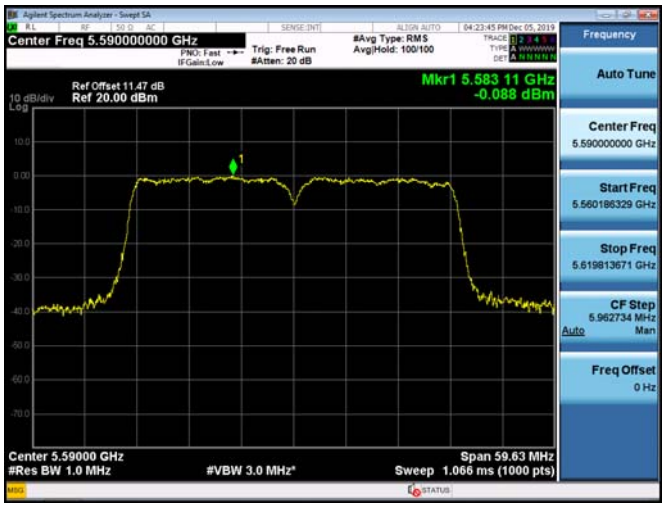	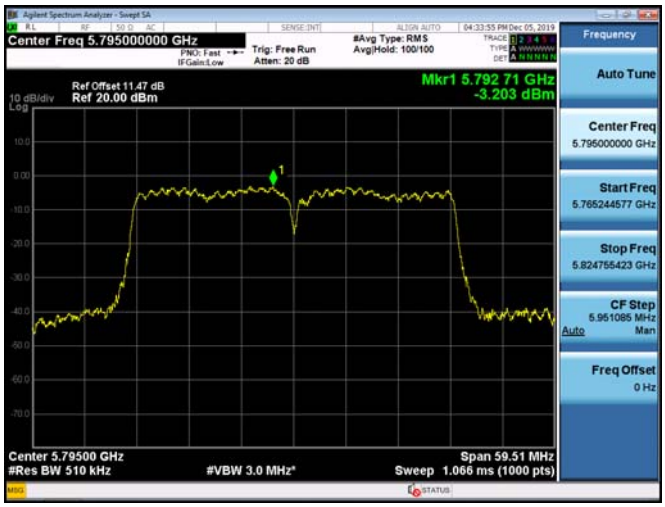

▣ Test Plots(802.11ac(VHT80))

Note:

In order to simplify the report, attached plots were only channel of highest power.

UNII 1 (Ch. 42)	UNII 2A (Ch. 58)
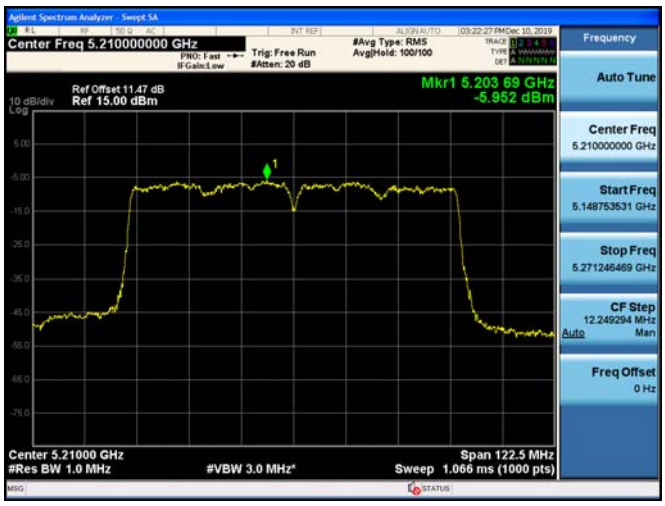	

UNII 2C (Ch. 122)	UNII 3 (Ch. 155)
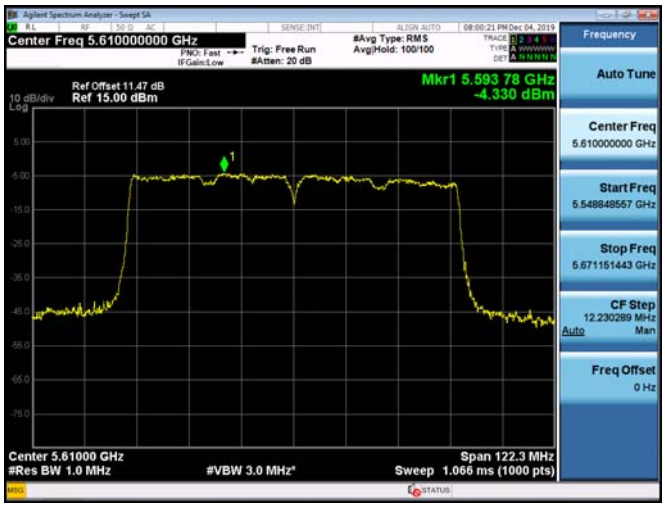	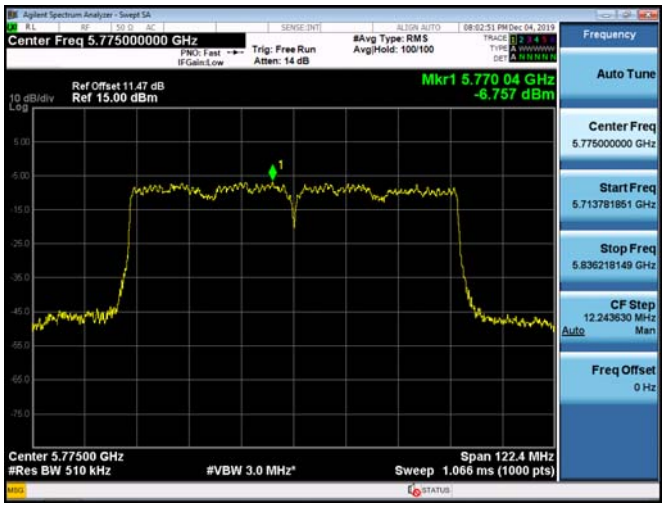

[ANT2]

▣ Test Plots(802.11a)

Note:

In order to simplify the report, attached plots were only channel of highest power.

UNII 1 (Ch. 36)	UNII 2A (Ch. 60)

UNII 2C (Ch. 120)	UNII 3 (Ch. 157)

▣ Test Plots(802.11n(HT20))

Note:

In order to simplify the report, attached plots were only channel of highest power.

UNII 1 (Ch. 36)	UNII 2A (Ch. 52)

UNII 2C (Ch. 120)	UNII 3 (Ch. 149)
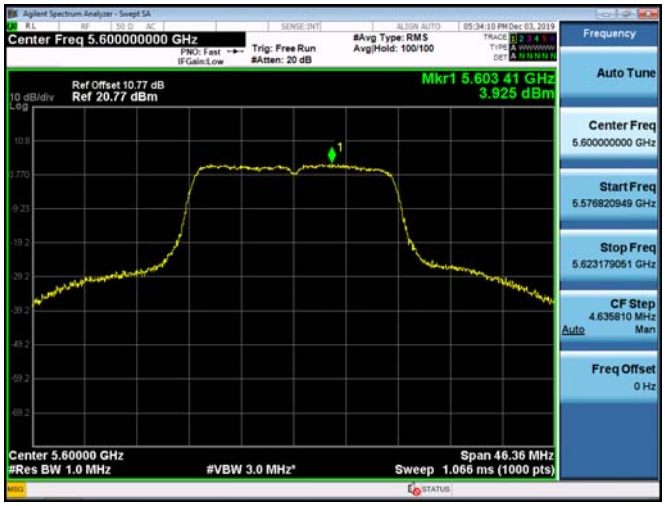	

▣ Test Plots(802.11n(HT40))

Note:

In order to simplify the report, attached plots were only channel of highest power.

UNII 1 (Ch. 46)	UNII 2A (Ch. 54)
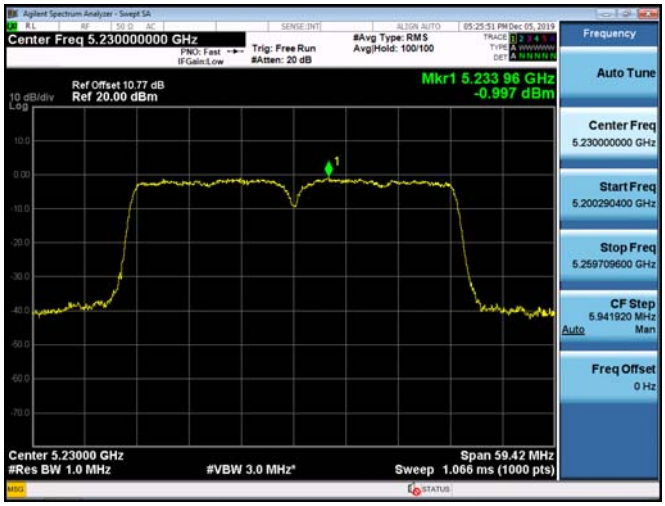	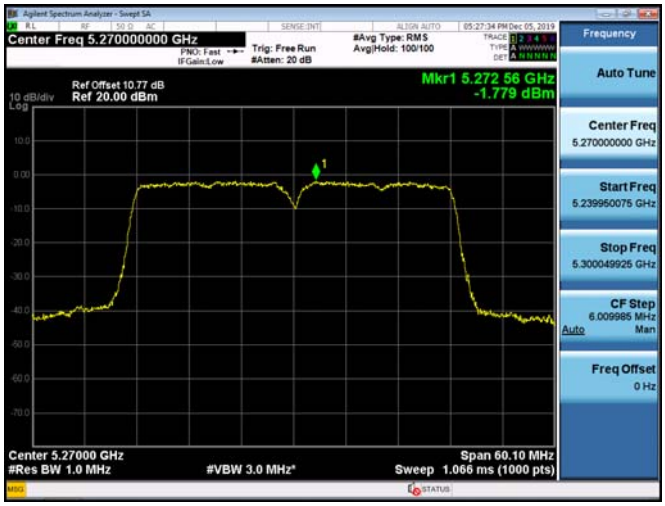

UNII 2C (Ch. 118)	UNII 3 (Ch. 159)
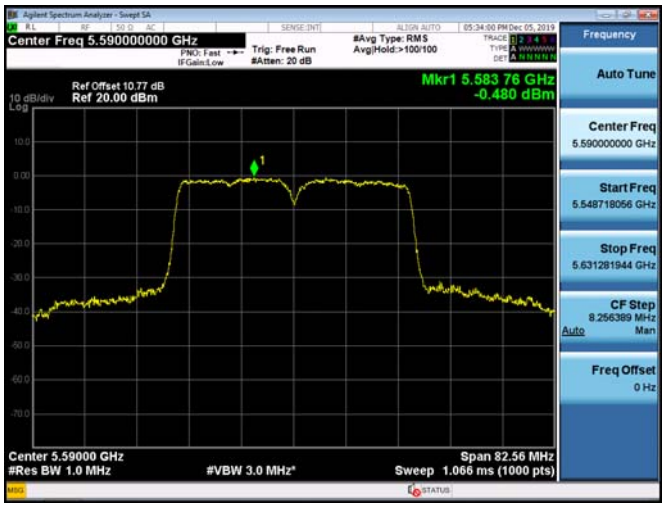	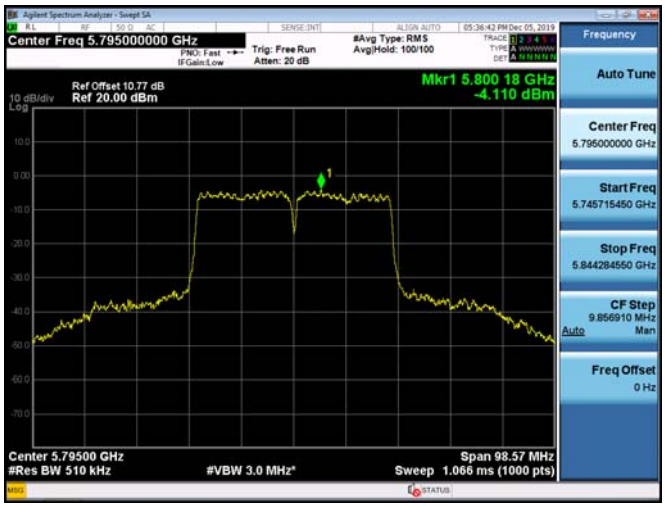

▣ Test Plots(802.11ac(VHT20))

Note:

In order to simplify the report, attached plots were only channel of highest power.

UNII 1 (Ch. 36)	UNII 2A (Ch. 64)

UNII 2C (Ch. 120)	UNII 3 (Ch. 157)

▣ Test Plots(802.11ac(VHT40))

Note:

In order to simplify the report, attached plots were only channel of highest power.

UNII 1 (Ch. 46)	UNII 2A (Ch. 54)
	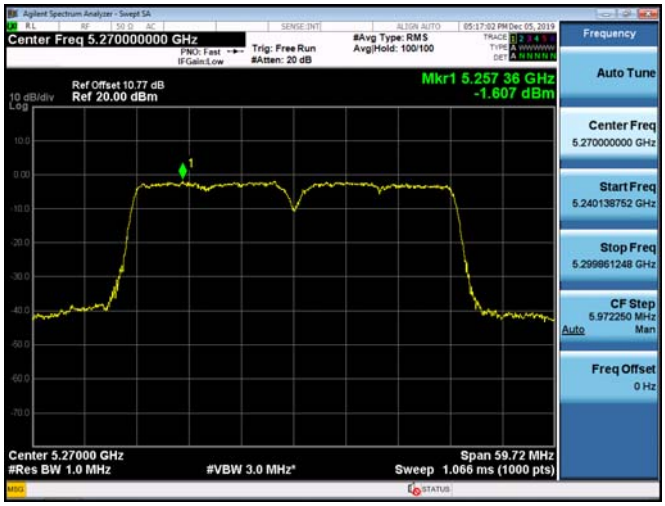

UNII 2C (Ch. 118)	UNII 3 (Ch. 159)
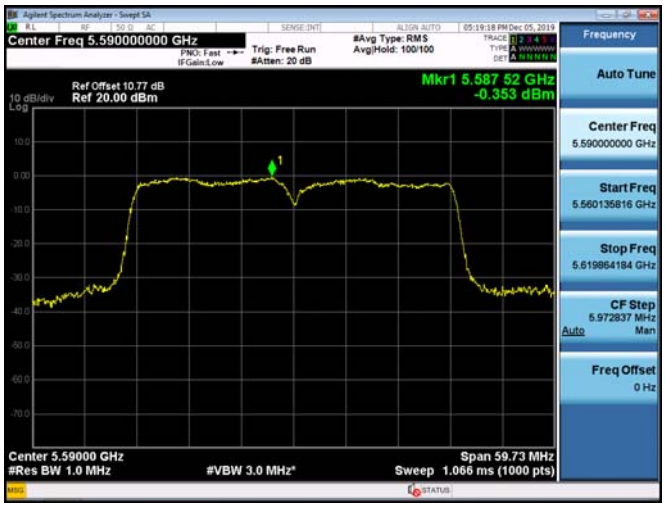	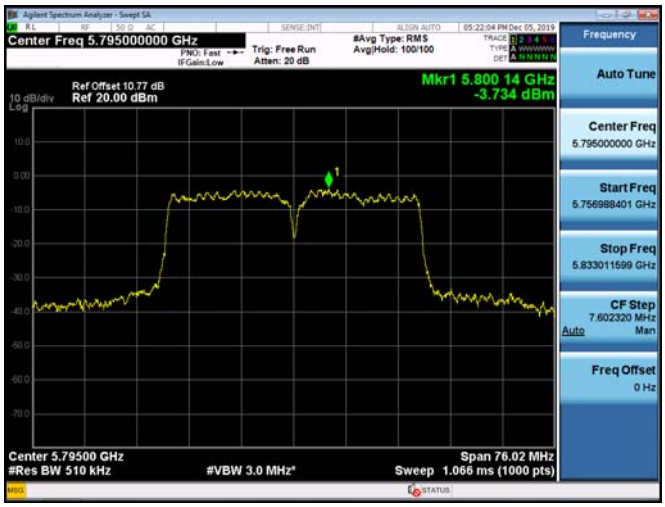

▣ Test Plots(802.11ac(VHT80))

Note:

In order to simplify the report, attached plots were only channel of highest power.

UNII 1 (Ch. 42)	UNII 2A (Ch. 58)

UNII 2C (Ch. 122)	UNII 3 (Ch. 155)
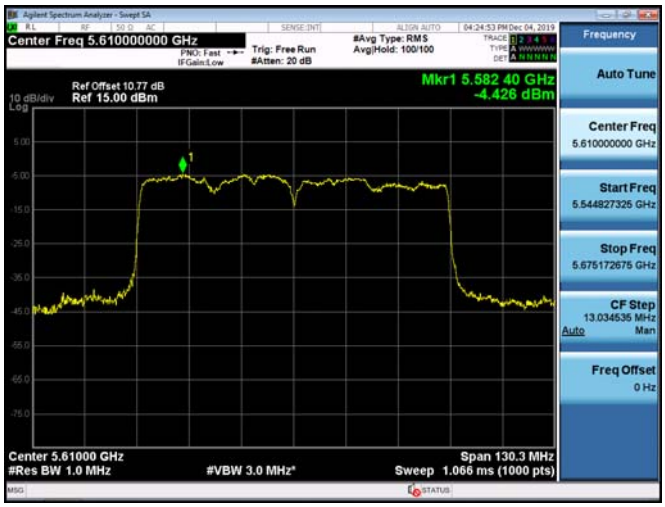	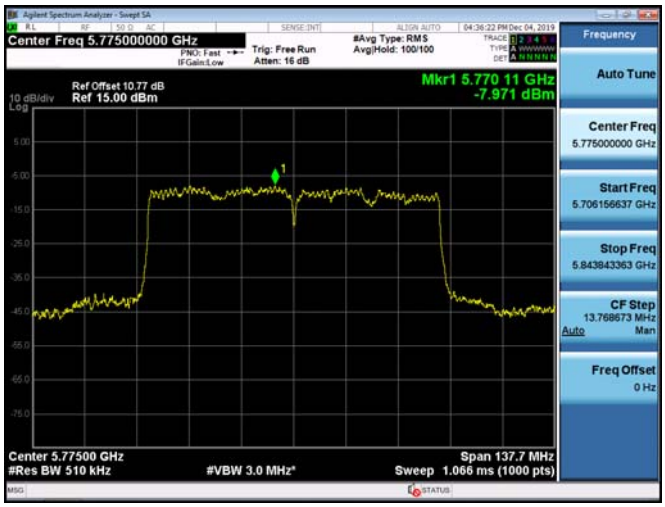

10.6 FREQUENCY STABILITY.

10.6.1 80MHz BW

[ANT1]

Startup after the EUT is energized

OPERATING BAND: UNII Band 1
OPERATING FREQUENCY: 5,210,000,000 Hz
CHANNEL: 42
REFERENCE VOLTAGE: 3.86 VDC

Voltage (%)	Power (VDC)	Temp. (℃)	Frequency (kHz)	Frequency Error (kHz)
100%	3.86	+20(Ref)	5210056.59	56.59
100%		-30	5210052.64	52.64
100%		-20	5210020.71	20.71
100%		-10	5210073.46	73.46
100%		0	5210082.63	82.63
100%		+10	5210020.77	20.77
100%		+30	5210095.43	95.43
100%		+40	5210035.74	35.74
100%		+50	5210069.57	69.57
End.Point	3.40	+20	5210024.97	24.97

Note:

Based on the results of the frequency stability test shown above the frequency deviation results measured are very small. As such it is determined that the channels at the band edge would remain in-band when the maximum measured frequency error noted during the frequency stability tests is applied. Therefore the device is determined to remain operating in band over the temperature and voltage range as tested.

OPERATING BAND: UNII Band 2A
OPERATING FREQUENCY: 5,290,000,000 Hz
CHANNEL: 58
REFERENCE VOLTAGE: 3.86 VDC

Voltage (%)	Power (VDC)	Temp. (℃)	Frequency (kHz)	Frequency Error (kHz)
100%	3.86	+20(Ref)	5290084.72	84.72
100%		-30	5290085.65	85.65
100%		-20	5290008.04	8.04
100%		-10	5290087.83	87.83
100%		0	5290047.19	47.19
100%		+10	5290047.43	47.43
100%		+30	5290094.64	94.64
100%		+40	5290011.88	11.88
100%		+50	5290082.70	82.70
End.Point	3.40	+20	5290016.18	16.18

Note:

Based on the results of the frequency stability test shown above the frequency deviation results measured are very small. As such it is determined that the channels at the band edge would remain in-band when the maximum measured frequency error noted during the frequency stability tests is applied. Therefore the device is determined to remain operating in band over the temperature and voltage range as tested.

OPERATING BAND: UNII Band 2C
OPERATING FREQUENCY: 5,530,000,000 Hz
CHANNEL: 106
REFERENCE VOLTAGE: 3.86 VDC

Voltage (%)	Power (VDC)	Temp. (°C)	Frequency (kHz)	Frequency Error (kHz)
100%	3.86	+20(Ref)	5530083.28	83.28
100%		-30	5530012.63	12.63
100%		-20	5530075.98	75.98
100%		-10	5530022.47	22.47
100%		0	5530090.75	90.75
100%		+10	5530026.42	26.42
100%		+30	5530014.77	14.77
100%		+40	5530037.51	37.51
100%		+50	5530062.41	62.41
End.Point	3.40	+20	5530063.55	63.55

Note:

Based on the results of the frequency stability test shown above the frequency deviation results measured are very small. As such it is determined that the channels at the band edge would remain in-band when the maximum measured frequency error noted during the frequency stability tests is applied. Therefore the device is determined to remain operating in band over the temperature and voltage range as tested.

OPERATING BAND: UNII Band 3
OPERATING FREQUENCY: 5,775,000,000 Hz
CHANNEL: 155
REFERENCE VOLTAGE: 3.86 VDC

Voltage (%)	Power (VDC)	Temp. (℃)	Frequency (kHz)	Frequency Error (kHz)
100%	3.86	+20(Ref)	5775076.76	76.76
100%		-30	5775029.32	29.32
100%		-20	5775057.83	57.83
100%		-10	5775036.44	36.44
100%		0	5775081.23	81.23
100%		+10	5775013.80	13.80
100%		+30	5775005.74	5.74
100%		+40	5775081.81	81.81
100%		+50	5775096.65	96.65
End.Point	3.40	+20	5775006.60	6.60

Note:

Based on the results of the frequency stability test shown above the frequency deviation results measured are very small. As such it is determined that the channels at the band edge would remain in-band when the maximum measured frequency error noted during the frequency stability tests is applied. Therefore the device is determined to remain operating in band over the temperature and voltage range as tested.

2 minutes after the EUT is energized

OPERATING BAND: UNII Band 1
OPERATING FREQUENCY: 5,210,000,000 Hz
CHANNEL: 42
REFERENCE VOLTAGE: 3.86 VDC

Voltage (%)	Power (VDC)	Temp. (℃)	Frequency (kHz)	Frequency Error (kHz)
100%	3.86	+20(Ref)	5210042.81	42.81
100%		-30	5210045.27	45.27
100%		-20	5210094.89	94.89
100%		-10	5210022.73	22.73
100%		0	5210028.46	28.46
100%		+10	5210054.21	54.21
100%		+30	5210067.99	67.99
100%		+40	5210034.05	34.05
100%		+50	5210073.81	73.81
End.Point	3.40	+20	5210060.48	60.48

Note:

Based on the results of the frequency stability test shown above the frequency deviation results measured are very small. As such it is determined that the channels at the band edge would remain in-band when the maximum measured frequency error noted during the frequency stability tests is applied. Therefore the device is determined to remain operating in band over the temperature and voltage range as tested.

OPERATING BAND: UNII Band 2A
OPERATING FREQUENCY: 5,290,000,000 Hz
CHANNEL: 58
REFERENCE VOLTAGE: 3.86 VDC

Voltage (%)	Power (VDC)	Temp. (°C)	Frequency (kHz)	Frequency Error (kHz)
100%	3.86	+20(Ref)	5290016.38	16.38
100%		-30	5290014.03	14.03
100%		-20	5290048.03	48.03
100%		-10	5290018.44	18.44
100%		0	5290060.90	60.90
100%		+10	5290001.45	1.45
100%		+30	5290071.46	71.46
100%		+40	5290013.17	13.17
100%		+50	5290074.83	74.83
End.Point	3.40	+20	5290014.78	14.78

Note:

Based on the results of the frequency stability test shown above the frequency deviation results measured are very small. As such it is determined that the channels at the band edge would remain in-band when the maximum measured frequency error noted during the frequency stability tests is applied. Therefore the device is determined to remain operating in band over the temperature and voltage range as tested.

OPERATING BAND: UNII Band 2C
OPERATING FREQUENCY: 5,530,000,000 Hz
CHANNEL: 106
REFERENCE VOLTAGE: 3.86 VDC

Voltage (%)	Power (VDC)	Temp. (°C)	Frequency (kHz)	Frequency Error (kHz)
100%	3.86	+20(Ref)	5530075.02	75.02
100%		-30	5530007.16	7.16
100%		-20	5530037.83	37.83
100%		-10	5530047.76	47.76
100%		0	5530051.76	51.76
100%		+10	5530069.96	69.96
100%		+30	5530085.32	85.32
100%		+40	5530012.70	12.7
100%		+50	5530033.19	33.19
End.Point	3.40	+20	5530086.31	86.31

Note:

Based on the results of the frequency stability test shown above the frequency deviation results measured are very small. As such it is determined that the channels at the band edge would remain in-band when the maximum measured frequency error noted during the frequency stability tests is applied. Therefore the device is determined to remain operating in band over the temperature and voltage range as tested.

OPERATING BAND: UNII Band 3
OPERATING FREQUENCY: 5,775,000,000 Hz
CHANNEL: 155
REFERENCE VOLTAGE: 3.86 VDC

Voltage (%)	Power (VDC)	Temp. (℃)	Frequency (kHz)	Frequency Error (kHz)
100%	3.86	+20(Ref)	5775017.26	17.26
100%		-30	5775020.33	20.33
100%		-20	5775051.25	51.25
100%		-10	5775051.70	51.7
100%		0	5775046.14	46.14
100%		+10	5775095.55	95.55
100%		+30	5775092.27	92.27
100%		+40	5775010.81	10.81
100%		+50	5775042.81	42.81
End.Point	3.40	+20	5775026.53	26.53

Note:

Based on the results of the frequency stability test shown above the frequency deviation results measured are very small. As such it is determined that the channels at the band edge would remain in-band when the maximum measured frequency error noted during the frequency stability tests is applied. Therefore the device is determined to remain operating in band over the temperature and voltage range as tested.

5 minutes after the EUT is energized

OPERATING BAND: UNII Band 1
OPERATING FREQUENCY: 5,210,000,000 Hz
CHANNEL: 42
REFERENCE VOLTAGE: 3.86 VDC

Voltage (%)	Power (VDC)	Temp. (℃)	Frequency (kHz)	Frequency Error (kHz)
100%	3.86	+20(Ref)	5210096.29	96.29
100%		-30	5210007.68	7.68
100%		-20	5210005.35	5.35
100%		-10	5210059.78	59.78
100%		0	5210049.95	49.95
100%		+10	5210017.08	17.08
100%		+30	5210062.55	62.55
100%		+40	5210049.46	49.46
100%		+50	5210062.64	62.64
End.Point	3.40	+20	5210056.76	56.76

Note:

Based on the results of the frequency stability test shown above the frequency deviation results measured are very small. As such it is determined that the channels at the band edge would remain in-band when the maximum measured frequency error noted during the frequency stability tests is applied. Therefore the device is determined to remain operating in band over the temperature and voltage range as tested.

OPERATING BAND: UNII Band 2A
OPERATING FREQUENCY: 5,290,000,000 Hz
CHANNEL: 58
REFERENCE VOLTAGE: 3.86 VDC

Voltage (%)	Power (VDC)	Temp. (°C)	Frequency (kHz)	Frequency Error (kHz)
100%	3.86	+20(Ref)	5290069.40	69.40
100%		-30	5290024.84	24.84
100%		-20	5290049.31	49.31
100%		-10	5290086.17	86.17
100%		0	5290089.26	89.26
100%		+10	5290049.94	49.94
100%		+30	5290044.68	44.68
100%		+40	5290084.11	84.11
100%		+50	5290059.30	59.30
End.Point	3.40	+20	5290025.74	25.74

Note:

Based on the results of the frequency stability test shown above the frequency deviation results measured are very small. As such it is determined that the channels at the band edge would remain in-band when the maximum measured frequency error noted during the frequency stability tests is applied. Therefore the device is determined to remain operating in band over the temperature and voltage range as tested.

OPERATING BAND: UNII Band 2C
OPERATING FREQUENCY: 5,530,000,000 Hz
CHANNEL: 106
REFERENCE VOLTAGE: 3.86 VDC

Voltage (%)	Power (VDC)	Temp. (°C)	Frequency (kHz)	Frequency Error (kHz)
100%	3.86	+20(Ref)	5530035.06	35.06
100%		-30	5530008.92	8.92
100%		-20	5530058.40	58.4
100%		-10	5530047.90	47.9
100%		0	5530012.18	12.18
100%		+10	5530067.77	67.77
100%		+30	5530027.02	27.02
100%		+40	5530062.30	62.3
100%		+50	5530068.04	68.04
End.Point	3.40	+20	5530025.09	25.09

Note:

Based on the results of the frequency stability test shown above the frequency deviation results measured are very small. As such it is determined that the channels at the band edge would remain in-band when the maximum measured frequency error noted during the frequency stability tests is applied. Therefore the device is determined to remain operating in band over the temperature and voltage range as tested.

OPERATING BAND: UNII Band 3
OPERATING FREQUENCY: 5,775,000,000 Hz
CHANNEL: 155
REFERENCE VOLTAGE: 3.86 VDC

Voltage (%)	Power (VDC)	Temp. (℃)	Frequency (kHz)	Frequency Error (kHz)
100%	3.86	+20(Ref)	5775070.83	70.83
100%		-30	5775096.31	96.31
100%		-20	5775035.95	35.95
100%		-10	5775038.67	38.67
100%		0	5775024.69	24.69
100%		+10	5775042.06	42.06
100%		+30	5775021.09	21.09
100%		+40	5775031.10	31.10
100%		+50	5775029.61	29.61
End.Point	3.40	+20	5775059.85	59.85

Note:

Based on the results of the frequency stability test shown above the frequency deviation results measured are very small. As such it is determined that the channels at the band edge would remain in-band when the maximum measured frequency error noted during the frequency stability tests is applied. Therefore the device is determined to remain operating in band over the temperature and voltage range as tested.

10 minutes after the EUT is energized

OPERATING BAND: UNII Band 1
OPERATING FREQUENCY: 5,210,000,000 Hz
CHANNEL: 42
REFERENCE VOLTAGE: 3.86 VDC

Voltage (%)	Power (VDC)	Temp. (℃)	Frequency (kHz)	Frequency Error (kHz)
100%	3.86	+20(Ref)	5210028.65	28.65
100%		-30	5210087.74	87.74
100%		-20	5210066.29	66.29
100%		-10	5210088.86	88.86
100%		0	5210071.83	71.83
100%		+10	5210075.95	75.95
100%		+30	5210092.95	92.95
100%		+40	5210026.09	26.09
100%		+50	5210090.66	90.66
End.Point	3.40	+20	5210079.78	79.78

Note:

Based on the results of the frequency stability test shown above the frequency deviation results measured are very small. As such it is determined that the channels at the band edge would remain in-band when the maximum measured frequency error noted during the frequency stability tests is applied. Therefore the device is determined to remain operating in band over the temperature and voltage range as tested.

OPERATING BAND: UNII Band 2A
OPERATING FREQUENCY: 5,290,000,000 Hz
CHANNEL: 58
REFERENCE VOLTAGE: 3.86 VDC

Voltage (%)	Power (VDC)	Temp. (°C)	Frequency (kHz)	Frequency Error (kHz)
100%	3.86	+20(Ref)	5290039.84	39.84
100%		-30	5290096.18	96.18
100%		-20	5290028.30	28.3
100%		-10	5290052.04	52.04
100%		0	5290009.42	9.42
100%		+10	5290080.20	80.2
100%		+30	5290085.50	85.5
100%		+40	5290001.34	1.34
100%		+50	5290028.39	28.39
End.Point	3.40	+20	5290036.80	36.8

Note:

Based on the results of the frequency stability test shown above the frequency deviation results measured are very small. As such it is determined that the channels at the band edge would remain in-band when the maximum measured frequency error noted during the frequency stability tests is applied. Therefore the device is determined to remain operating in band over the temperature and voltage range as tested.

OPERATING BAND: UNII Band 2C
OPERATING FREQUENCY: 5,530,000,000 Hz
CHANNEL: 106
REFERENCE VOLTAGE: 3.86 VDC

Voltage (%)	Power (VDC)	Temp. (°C)	Frequency (kHz)	Frequency Error (kHz)
100%	3.86	+20(Ref)	5530082.91	82.91
100%		-30	5530058.72	58.72
100%		-20	5530021.55	21.55
100%		-10	5530077.53	77.53
100%		0	5530029.38	29.38
100%		+10	5530016.08	16.08
100%		+30	5530056.64	56.64
100%		+40	5530092.84	92.84
100%		+50	5530010.81	10.81
End.Point	3.40	+20	5530098.08	98.08

Note:

Based on the results of the frequency stability test shown above the frequency deviation results measured are very small. As such it is determined that the channels at the band edge would remain in-band when the maximum measured frequency error noted during the frequency stability tests is applied. Therefore the device is determined to remain operating in band over the temperature and voltage range as tested.

OPERATING BAND: UNII Band 3
OPERATING FREQUENCY: 5,775,000,000 Hz
CHANNEL: 155
REFERENCE VOLTAGE: 3.86 VDC

Voltage (%)	Power (VDC)	Temp. (℃)	Frequency (kHz)	Frequency Error (kHz)
100%	3.86	+20(Ref)	5775028.06	28.06
100%		-30	5775057.27	57.27
100%		-20	5775003.89	3.89
100%		-10	5775013.17	13.17
100%		0	5775005.83	5.83
100%		+10	5775082.81	82.81
100%		+30	5775016.52	16.52
100%		+40	5775038.75	38.75
100%		+50	5775053.46	53.46
End.Point	3.40	+20	5775083.88	83.88

Note:

Based on the results of the frequency stability test shown above the frequency deviation results measured are very small. As such it is determined that the channels at the band edge would remain in-band when the maximum measured frequency error noted during the frequency stability tests is applied. Therefore the device is determined to remain operating in band over the temperature and voltage range as tested.

[ANT2]

Startup after the EUT is energized

OPERATING BAND: UNII Band 1
OPERATING FREQUENCY: 5,210,000,000 Hz
CHANNEL: 42
REFERENCE VOLTAGE: 3.86 VDC

Voltage (%)	Power (VDC)	Temp. (℃)	Frequency (kHz)	Frequency Error (kHz)
100%	3.86	+20(Ref)	5210071.99	71.99
100%		-30	5210007.10	7.10
100%		-20	5210061.74	61.74
100%		-10	5210035.37	35.37
100%		0	5210043.99	43.99
100%		+10	5210062.75	62.75
100%		+30	5210055.98	55.98
100%		+40	5210072.70	72.70
100%		+50	5210077.47	77.47
End.Point	3.40	+20	5210072.42	72.42

Note:

Based on the results of the frequency stability test shown above the frequency deviation results measured are very small. As such it is determined that the channels at the band edge would remain in-band when the maximum measured frequency error noted during the frequency stability tests is applied. Therefore the device is determined to remain operating in band over the temperature and voltage range as tested.

OPERATING BAND: UNII Band 2A
OPERATING FREQUENCY: 5,290,000,000 Hz
CHANNEL: 58
REFERENCE VOLTAGE: 3.86 VDC

Voltage (%)	Power (VDC)	Temp. (℃)	Frequency (kHz)	Frequency Error (kHz)
100%	3.86	+20(Ref)	5290048.48	48.48
100%		-30	5290082.22	82.22
100%		-20	5290014.19	14.19
100%		-10	5290063.34	63.34
100%		0	5290048.49	48.49
100%		+10	5290047.64	47.64
100%		+30	5290006.64	6.64
100%		+40	5290061.84	61.84
100%		+50	5290018.63	18.63
End.Point	3.40	+20	5290055.23	55.23

Note:

Based on the results of the frequency stability test shown above the frequency deviation results measured are very small. As such it is determined that the channels at the band edge would remain in-band when the maximum measured frequency error noted during the frequency stability tests is applied. Therefore the device is determined to remain operating in band over the temperature and voltage range as tested.

OPERATING BAND: UNII Band 2C
OPERATING FREQUENCY: 5,530,000,000 Hz
CHANNEL: 106
REFERENCE VOLTAGE: 3.86 VDC

Voltage (%)	Power (VDC)	Temp. (°C)	Frequency (kHz)	Frequency Error (kHz)
100%	3.86	+20(Ref)	5530063.71	63.71
100%		-30	5530034.24	34.24
100%		-20	5530098.86	98.86
100%		-10	5530055.60	55.60
100%		0	5530084.10	84.10
100%		+10	5530077.99	77.99
100%		+30	5530096.50	96.50
100%		+40	5530025.78	25.78
100%		+50	5530055.69	55.69
End.Point	3.40	+20	5530021.10	21.10

Note:

Based on the results of the frequency stability test shown above the frequency deviation results measured are very small. As such it is determined that the channels at the band edge would remain in-band when the maximum measured frequency error noted during the frequency stability tests is applied. Therefore the device is determined to remain operating in band over the temperature and voltage range as tested.

OPERATING BAND: UNII Band 3
OPERATING FREQUENCY: 5,775,000,000 Hz
CHANNEL: 155
REFERENCE VOLTAGE: 3.86 VDC

Voltage (%)	Power (VDC)	Temp. (℃)	Frequency (kHz)	Frequency Error (kHz)
100%	3.86	+20(Ref)	5775030.30	30.30
100%		-30	5775059.27	59.27
100%		-20	5775089.19	89.19
100%		-10	5775021.02	21.02
100%		0	5775092.61	92.61
100%		+10	5775007.06	7.06
100%		+30	5775080.29	80.29
100%		+40	5775028.99	28.99
100%		+50	5775008.98	8.98
End.Point	3.40	+20	5775048.91	48.91

Note:

Based on the results of the frequency stability test shown above the frequency deviation results measured are very small. As such it is determined that the channels at the band edge would remain in-band when the maximum measured frequency error noted during the frequency stability tests is applied. Therefore the device is determined to remain operating in band over the temperature and voltage range as tested.

2 minutes after the EUT is energized

OPERATING BAND: UNII Band 1
OPERATING FREQUENCY: 5,210,000,000 Hz
CHANNEL: 42
REFERENCE VOLTAGE: 3.86 VDC

Voltage (%)	Power (VDC)	Temp. (℃)	Frequency (kHz)	Frequency Error (kHz)
100%	3.86	+20(Ref)	5210095.87	95.87
100%		-30	5210041.85	41.85
100%		-20	5210092.72	92.72
100%		-10	5210002.42	2.42
100%		0	5210013.26	13.26
100%		+10	5210092.90	92.90
100%		+30	5210043.56	43.56
100%		+40	5210068.60	68.60
100%		+50	5210090.93	90.93
End.Point	3.40	+20	5210075.74	75.74

Note:

Based on the results of the frequency stability test shown above the frequency deviation results measured are very small. As such it is determined that the channels at the band edge would remain in-band when the maximum measured frequency error noted during the frequency stability tests is applied. Therefore the device is determined to remain operating in band over the temperature and voltage range as tested.

OPERATING BAND: UNII Band 2A
OPERATING FREQUENCY: 5,290,000,000 Hz
CHANNEL: 58
REFERENCE VOLTAGE: 3.86 VDC

Voltage (%)	Power (VDC)	Temp. (°C)	Frequency (kHz)	Frequency Error (kHz)
100%	3.86	+20(Ref)	5290088.98	88.98
100%		-30	5290044.62	44.62
100%		-20	5290068.52	68.52
100%		-10	5290051.94	51.94
100%		0	5290006.85	6.85
100%		+10	5290092.62	92.62
100%		+30	5290043.38	43.38
100%		+40	5290033.84	33.84
100%		+50	5290076.69	76.69
End.Point	3.40	+20	5290005.34	5.34

Note:

Based on the results of the frequency stability test shown above the frequency deviation results measured are very small. As such it is determined that the channels at the band edge would remain in-band when the maximum measured frequency error noted during the frequency stability tests is applied. Therefore the device is determined to remain operating in band over the temperature and voltage range as tested.

OPERATING BAND: UNII Band 2C
OPERATING FREQUENCY: 5,530,000,000 Hz
CHANNEL: 106
REFERENCE VOLTAGE: 3.86 VDC

Voltage (%)	Power (VDC)	Temp. (°C)	Frequency (kHz)	Frequency Error (kHz)
100%	3.86	+20(Ref)	5530003.16	3.16
100%		-30	5530098.87	98.87
100%		-20	5530078.50	78.5
100%		-10	5530075.65	75.65
100%		0	5530097.79	97.79
100%		+10	5530006.70	6.7
100%		+30	5530079.54	79.54
100%		+40	5530082.77	82.77
100%		+50	5530019.80	19.80
End.Point	3.40	+20	5530045.55	45.55

Note:

Based on the results of the frequency stability test shown above the frequency deviation results measured are very small. As such it is determined that the channels at the band edge would remain in-band when the maximum measured frequency error noted during the frequency stability tests is applied. Therefore the device is determined to remain operating in band over the temperature and voltage range as tested.

OPERATING BAND: UNII Band 3
OPERATING FREQUENCY: 5,775,000,000 Hz
CHANNEL: 155
REFERENCE VOLTAGE: 3.86 VDC

Voltage (%)	Power (VDC)	Temp. (℃)	Frequency (kHz)	Frequency Error (kHz)
100%	3.86	+20(Ref)	5775041.37	41.37
100%		-30	5775062.77	62.77
100%		-20	5775046.53	46.53
100%		-10	5775064.69	64.69
100%		0	5775024.36	24.36
100%		+10	5775096.42	96.42
100%		+30	5775023.99	23.99
100%		+40	5775006.67	6.67
100%		+50	5775066.97	66.97
End.Point	3.40	+20	5775075.77	75.77

Note:

Based on the results of the frequency stability test shown above the frequency deviation results measured are very small. As such it is determined that the channels at the band edge would remain in-band when the maximum measured frequency error noted during the frequency stability tests is applied. Therefore the device is determined to remain operating in band over the temperature and voltage range as tested.

5 minutes after the EUT is energized

OPERATING BAND: UNII Band 1
OPERATING FREQUENCY: 5,210,000,000 Hz
CHANNEL: 42
REFERENCE VOLTAGE: 3.86 VDC

Voltage (%)	Power (VDC)	Temp. (℃)	Frequency (kHz)	Frequency Error (kHz)
100%	3.86	+20(Ref)	5210074.73	74.73
100%		-30	5210078.48	78.48
100%		-20	5210098.13	98.13
100%		-10	5210051.53	51.53
100%		0	5210049.71	49.71
100%		+10	5210081.74	81.74
100%		+30	5210003.52	3.52
100%		+40	5210076.65	76.65
100%		+50	5210069.31	69.31
End.Point	3.40	+20	5210011.61	11.61

Note:

Based on the results of the frequency stability test shown above the frequency deviation results measured are very small. As such it is determined that the channels at the band edge would remain in-band when the maximum measured frequency error noted during the frequency stability tests is applied. Therefore the device is determined to remain operating in band over the temperature and voltage range as tested.

OPERATING BAND: UNII Band 2A
OPERATING FREQUENCY: 5,290,000,000 Hz
CHANNEL: 58
REFERENCE VOLTAGE: 3.86 VDC

Voltage (%)	Power (VDC)	Temp. (°C)	Frequency (kHz)	Frequency Error (kHz)
100%	3.86	+20(Ref)	5290018.92	18.92
100%		-30	5290089.24	89.24
100%		-20	5290079.15	79.15
100%		-10	5290004.03	4.03
100%		0	5290001.72	1.72
100%		+10	5290035.56	35.56
100%		+30	5290065.41	65.41
100%		+40	5290062.41	62.41
100%		+50	5290065.50	65.50
End.Point	3.40	+20	5290079.86	79.86

Note:

Based on the results of the frequency stability test shown above the frequency deviation results measured are very small. As such it is determined that the channels at the band edge would remain in-band when the maximum measured frequency error noted during the frequency stability tests is applied. Therefore the device is determined to remain operating in band over the temperature and voltage range as tested.

OPERATING BAND: UNII Band 2C
OPERATING FREQUENCY: 5,530,000,000 Hz
CHANNEL: 106
REFERENCE VOLTAGE: 3.86 VDC

Voltage (%)	Power (VDC)	Temp. (°C)	Frequency (kHz)	Frequency Error (kHz)
100%	3.86	+20(Ref)	5530053.51	53.51
100%		-30	5530020.83	20.83
100%		-20	5530008.18	8.18
100%		-10	5530023.66	23.66
100%		0	5530089.79	89.79
100%		+10	5530071.38	71.38
100%		+30	5530057.73	57.73
100%		+40	5530089.91	89.91
100%		+50	5530052.55	52.55
End.Point	3.40	+20	5530068.67	68.67

Note:

Based on the results of the frequency stability test shown above the frequency deviation results measured are very small. As such it is determined that the channels at the band edge would remain in-band when the maximum measured frequency error noted during the frequency stability tests is applied. Therefore the device is determined to remain operating in band over the temperature and voltage range as tested.

OPERATING BAND: UNII Band 3
OPERATING FREQUENCY: 5,775,000,000 Hz
CHANNEL: 155
REFERENCE VOLTAGE: 3.86 VDC

Voltage (%)	Power (VDC)	Temp. (℃)	Frequency (kHz)	Frequency Error (kHz)
100%	3.86	+20(Ref)	5775021.55	21.55
100%		-30	5775009.59	9.59
100%		-20	5775086.14	86.14
100%		-10	5775059.63	59.63
100%		0	5775079.37	79.37
100%		+10	5775058.08	58.08
100%		+30	5775050.92	50.92
100%		+40	5775054.24	54.24
100%		+50	5775031.26	31.26
End.Point	3.40	+20	5775024.10	24.10

Note:

Based on the results of the frequency stability test shown above the frequency deviation results measured are very small. As such it is determined that the channels at the band edge would remain in-band when the maximum measured frequency error noted during the frequency stability tests is applied. Therefore the device is determined to remain operating in band over the temperature and voltage range as tested.

10 minutes after the EUT is energized

OPERATING BAND: UNII Band 1
OPERATING FREQUENCY: 5,210,000,000 Hz
CHANNEL: 42
REFERENCE VOLTAGE: 3.86 VDC

Voltage (%)	Power (VDC)	Temp. (℃)	Frequency (kHz)	Frequency Error (kHz)
100%	3.86	+20(Ref)	5210065.75	65.75
100%		-30	5210053.97	53.97
100%		-20	5210047.39	47.39
100%		-10	5210071.94	71.94
100%		0	5210069.66	69.66
100%		+10	5210078.79	78.79
100%		+30	5210029.23	29.23
100%		+40	5210036.72	36.72
100%		+50	5210063.75	63.75
End.Point	3.40	+20	5210064.95	64.95

Note:

Based on the results of the frequency stability test shown above the frequency deviation results measured are very small. As such it is determined that the channels at the band edge would remain in-band when the maximum measured frequency error noted during the frequency stability tests is applied. Therefore the device is determined to remain operating in band over the temperature and voltage range as tested.

OPERATING BAND: UNII Band 2A
OPERATING FREQUENCY: 5,290,000,000 Hz
CHANNEL: 58
REFERENCE VOLTAGE: 3.86 VDC

Voltage (%)	Power (VDC)	Temp. (°C)	Frequency (kHz)	Frequency Error (kHz)
100%	3.86	+20(Ref)	5290028.22	28.22
100%		-30	5290010.33	10.33
100%		-20	5290025.56	25.56
100%		-10	5290041.97	41.97
100%		0	5290053.81	53.81
100%		+10	5290065.80	65.8
100%		+30	5290003.11	3.11
100%		+40	5290098.58	98.58
100%		+50	5290023.27	23.27
End.Point	3.40	+20	5290025.32	25.32

Note:

Based on the results of the frequency stability test shown above the frequency deviation results measured are very small. As such it is determined that the channels at the band edge would remain in-band when the maximum measured frequency error noted during the frequency stability tests is applied. Therefore the device is determined to remain operating in band over the temperature and voltage range as tested.

OPERATING BAND: UNII Band 2C
OPERATING FREQUENCY: 5,530,000,000 Hz
CHANNEL: 106
REFERENCE VOLTAGE: 3.86 VDC

Voltage (%)	Power (VDC)	Temp. (°C)	Frequency (kHz)	Frequency Error (kHz)
100%	3.86	+20(Ref)	5530098.38	98.38
100%		-30	5530046.35	46.35
100%		-20	5530018.11	18.11
100%		-10	5530014.68	14.68
100%		0	5530059.04	59.04
100%		+10	5530005.98	5.98
100%		+30	5530053.85	53.85
100%		+40	5530051.78	51.78
100%		+50	5530017.94	17.94
End.Point	3.40	+20	5530028.53	28.53

Note:

Based on the results of the frequency stability test shown above the frequency deviation results measured are very small. As such it is determined that the channels at the band edge would remain in-band when the maximum measured frequency error noted during the frequency stability tests is applied. Therefore the device is determined to remain operating in band over the temperature and voltage range as tested.

OPERATING BAND: UNII Band 3
OPERATING FREQUENCY: 5,775,000,000 Hz
CHANNEL: 155
REFERENCE VOLTAGE: 3.86 VDC

Voltage (%)	Power (VDC)	Temp. (℃)	Frequency (kHz)	Frequency Error (kHz)
100%	3.86	+20(Ref)	5775038.41	38.41
100%		-30	5775069.90	69.90
100%		-20	5775064.39	64.39
100%		-10	5775089.80	89.80
100%		0	5775076.03	76.03
100%		+10	5775075.40	75.40
100%		+30	5775094.73	94.73
100%		+40	5775074.26	74.26
100%		+50	5775022.70	22.70
End.Point	3.40	+20	5775096.10	96.10

Note:

Based on the results of the frequency stability test shown above the frequency deviation results measured are very small. As such it is determined that the channels at the band edge would remain in-band when the maximum measured frequency error noted during the frequency stability tests is applied. Therefore the device is determined to remain operating in band over the temperature and voltage range as tested.

10.7 STRADDLE CHANNEL

10.7.1 26dB Bandwidth

[ANT1]

Mode	Band	Frequency [MHz]	Channel	Measured Frequency [MHz]	26dB Bandwidth [MHz]
802.11a	UNII 2C	5720	144	5709.60	15.40
802.11n(HT20)				5709.40	15.60
802.11ac(VHT20)				5709.44	15.56
802.11a	UNII 3	5720	144	5730.60	5.60
802.11n(HT20)				5730.68	5.68
802.11ac(VHT20)				5730.72	5.72

Mode	Band	Frequency [MHz]	Channel	Measured Frequency [MHz]	26dB Bandwidth [MHz]
802.11n(HT40)	UNII 2C	5710	142	5690.32	34.68
802.11ac(VHT40)				5690.08	34.92
802.11n(HT40)	UNII 3	5710	142	5729.68	4.68
802.11ac(VHT40)				5730.00	5.00

Mode	Band	Frequency [MHz]	Channel	Measured Frequency [MHz]	26dB Bandwidth [MHz]
802.11ac(VHT80)	UNII 2C	5690	138	5649.56	75.44
	UNII 3	5690	138	5730.80	5.80

Note:

[UNII 2C] 26dB Bandwidth = 5725MHz - Measured Frequency[MHz]

[UNII 3C] 26dB Bandwidth = Measured Frequency[MHz] -5725MHz

[ANT2]

Mode	Band	Frequency [MHz]	Channel	Measured Frequency [MHz]	26dB Bandwidth [MHz]
802.11a	UNII 2C	5720	144	5709.32	15.68
802.11n(HT20)				5709.36	15.64
802.11ac(VHT20)				5709.48	15.52
802.11a	UNII 3	5720	144	5730.60	5.60
802.11n(HT20)				5730.48	5.48
802.11ac(VHT20)				5730.64	5.64

Mode	Band	Frequency [MHz]	Channel	Measured Frequency [MHz]	26dB Bandwidth [MHz]
802.11n(HT40)	UNII 2C	5710	142	5690.32	34.68
802.11ac(VHT40)				5689.76	35.24
802.11n(HT40)	UNII 3	5710	142	5729.84	4.84
802.11ac(VHT40)				5729.92	4.92

Mode	Band	Frequency [MHz]	Channel	Measured Frequency [MHz]	26dB Bandwidth [MHz]
802.11ac(VHT80)	UNII 2C	5690	138	5649.56	75.44
	UNII 3	5690	138	5730.92	5.92

Note:

[UNII 2C] 26dB Bandwidth = 5725MHz - Measured Frequency[MHz]

[UNII 3C] 26dB Bandwidth = Measured Frequency[MHz] -5725MHz

[ANT1]

▣ Test Plots (26dB Bandwidth)

802.11a UNII Band	802.11n(HT20) UNII Band

802.11ac(VHT20) UNII Band

▣ Test Plots (26dB Bandwidth)

802.11n(HT40) UNII Band	802.11ac(VHT40) UNII Band

802.11ac(VHT80) UNII Band

[ANT2]

▣ Test Plots (26dB Bandwidth)

802.11a UNII Band

802.11n(HT20) UNII Band

802.11ac(VHT20) UNII Band

▣ Test Plots (26dB Bandwidth)

802.11n(HT40) UNII Band

802.11ac(VHT40) UNII Band

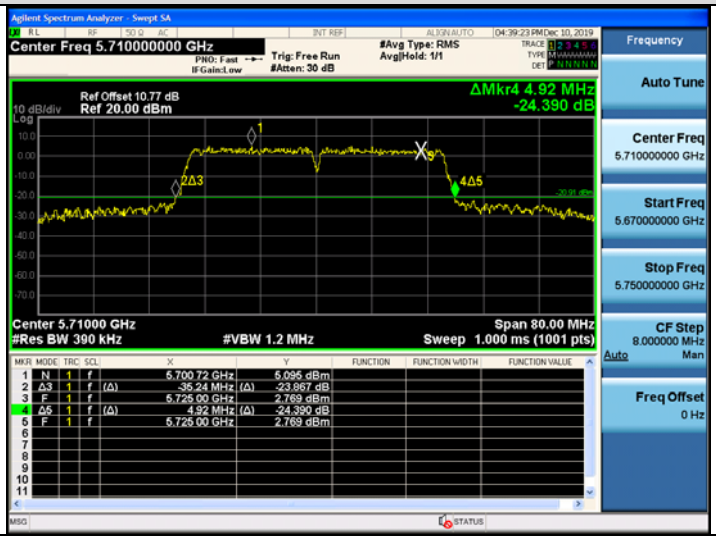

802.11ac(VHT80) UNII Band

10.7.2 6dB Bandwidth

[ANT1]

Mode	Band	Frequency [MHz]	Channel	Measured Frequency [MHz]	6dB Bandwidth [MHz]	Limit [MHz]
802.11a	UNII 3	5720	144	5728.28	3.28	> 0.5
802.11n(HT20)				5728.92	3.92	> 0.5
802.11ac(VHT20)				5728.92	3.92	> 0.5

Mode	Band	Frequency [MHz]	Channel	Measured Frequency [MHz]	6dB Bandwidth [MHz]	Limit [MHz]
802.11n(HT40)	UNII 3	5710	142	5728.20	3.20	> 0.5
802.11ac(VHT40)				5728.28	3.28	> 0.5

Mode	Band	Frequency [MHz]	Channel	Measured Frequency [MHz]	6dB Bandwidth [MHz]	Limit [MHz]
802.11ac(VHT80)	UNII 3	5690	138	5727.80	2.80	> 0.5

Note:

6dB Bandwidth = Measured Frequency[MHz] – 5725MHz

[ANT2]

Mode	Band	Frequency [MHz]	Channel	Measured Frequency [MHz]	6dB Bandwidth [MHz]	Limit [MHz]
802.11a	UNII 3	5720	144	5728.32	3.32	> 0.5
802.11n(HT20)				5728.88	3.88	> 0.5
802.11ac(VHT20)				5728.92	3.92	> 0.5

Mode	Band	Frequency [MHz]	Channel	Measured Frequency [MHz]	6dB Bandwidth [MHz]	Limit [MHz]
802.11n(HT40)	UNII 3	5710	142	5728.20	3.20	> 0.5
802.11ac(VHT40)				5728.32	3.32	> 0.5

Mode	Band	Frequency [MHz]	Channel	Measured Frequency [MHz]	6dB Bandwidth [MHz]	Limit [MHz]
802.11ac(VHT80)	UNII 3	5690	138	5727.80	2.80	> 0.5

Note:

6dB Bandwidth = Measured Frequency[MHz] – 5725MHz

[ANT1]

▣ Test Plots(UNII 3 Band 6dB Bandwidth)

802.11a CH.144

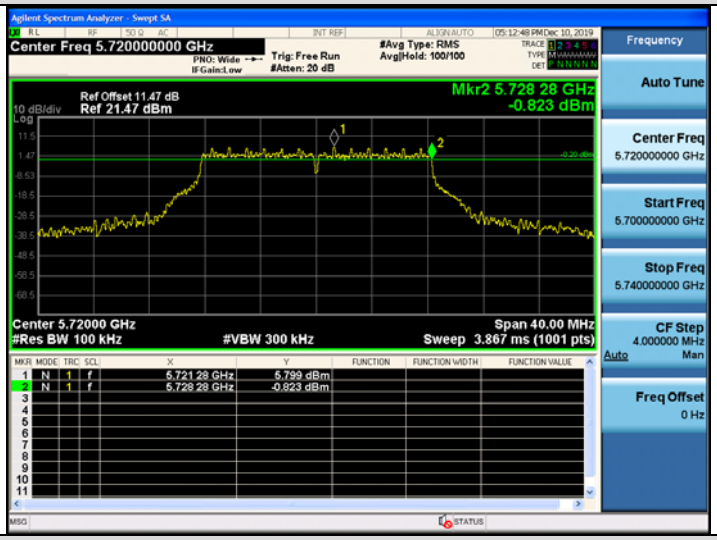

802.11n_HT20 CH.144

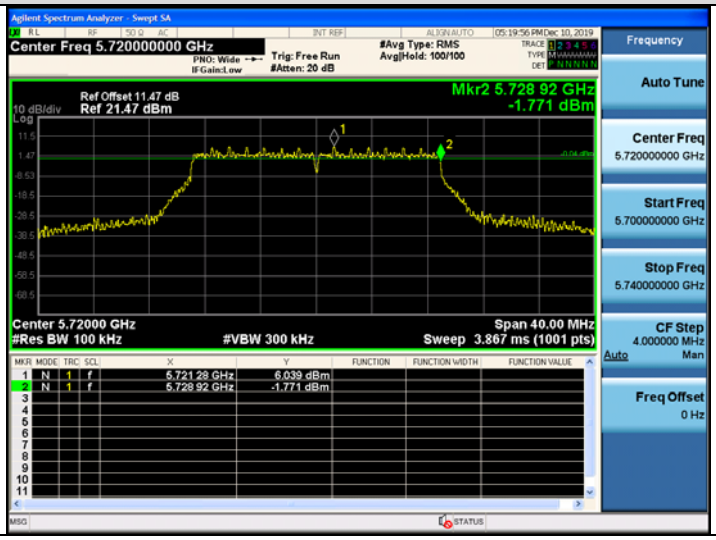

802.11ac_VHT20 CH.144

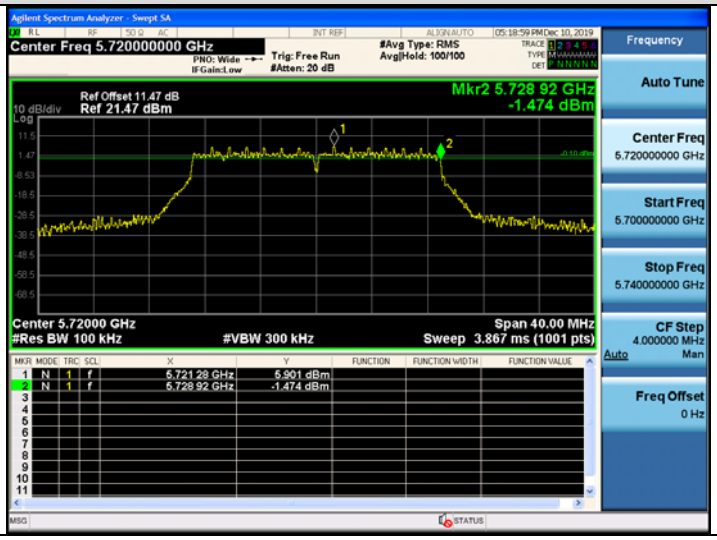

802.11n_HT40 CH.142

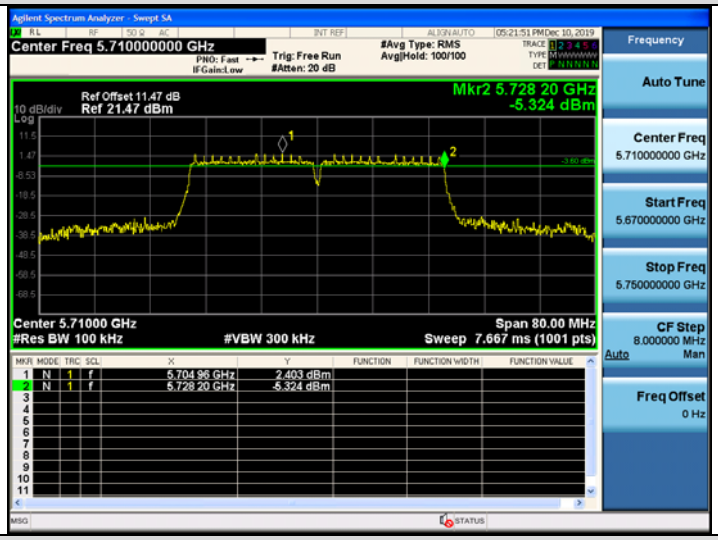

802.11ac_VHT40 CH.142

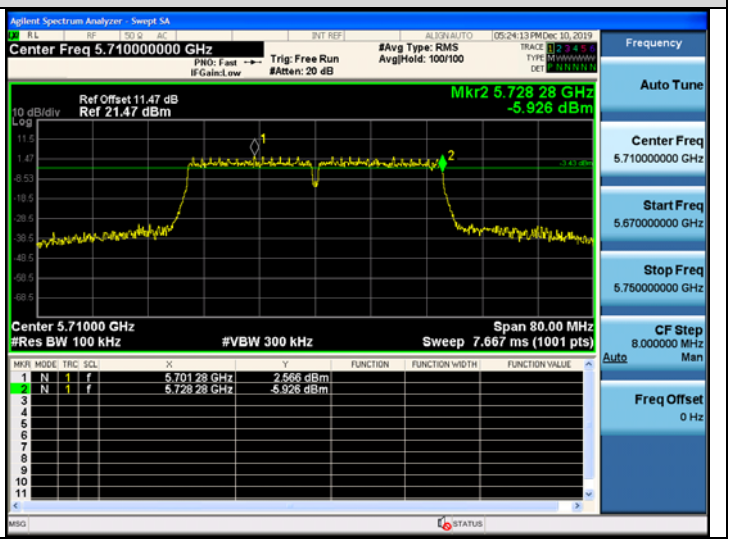

802.11ac_VHT80 CH.138

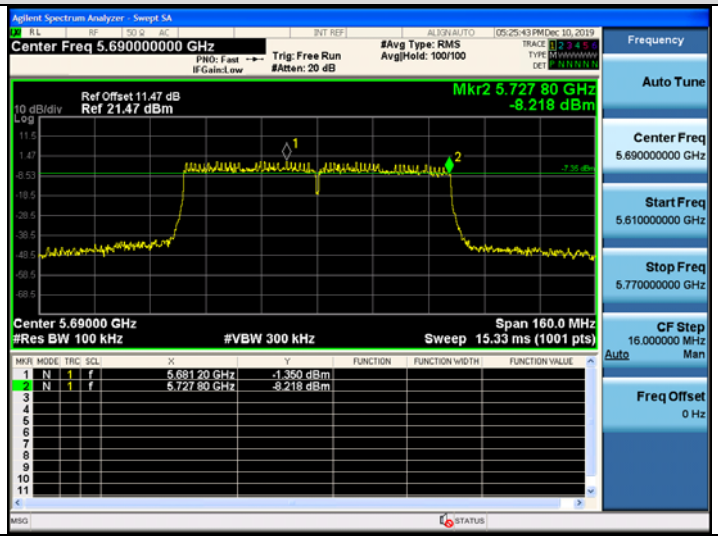

[ANT2]

▣ Test Plots(UNII 3 Band 6dB Bandwidth)

802.11a CH.144

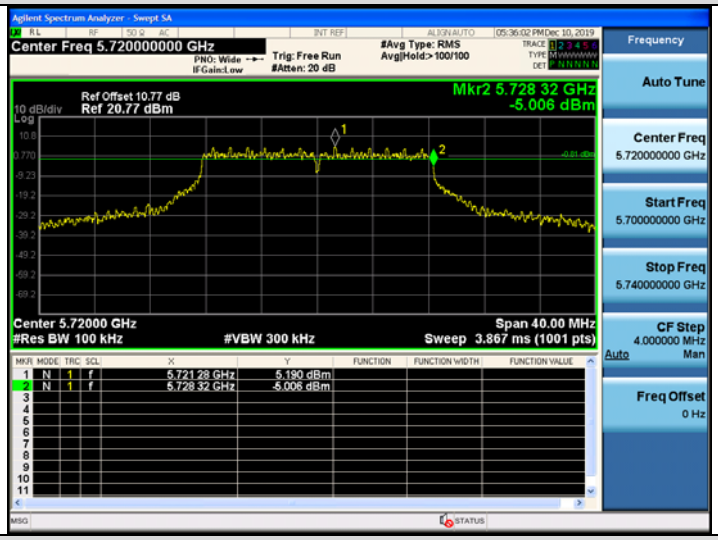

802.11n_HT20 CH.144

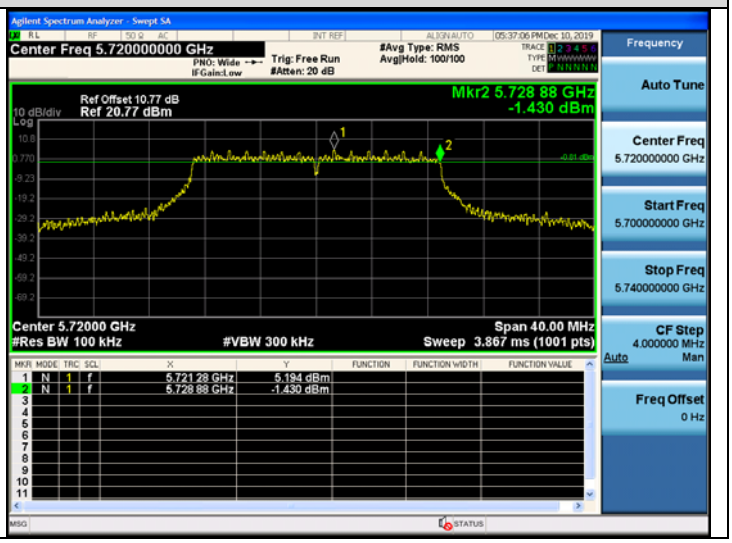

802.11ac_VHT20 CH.144

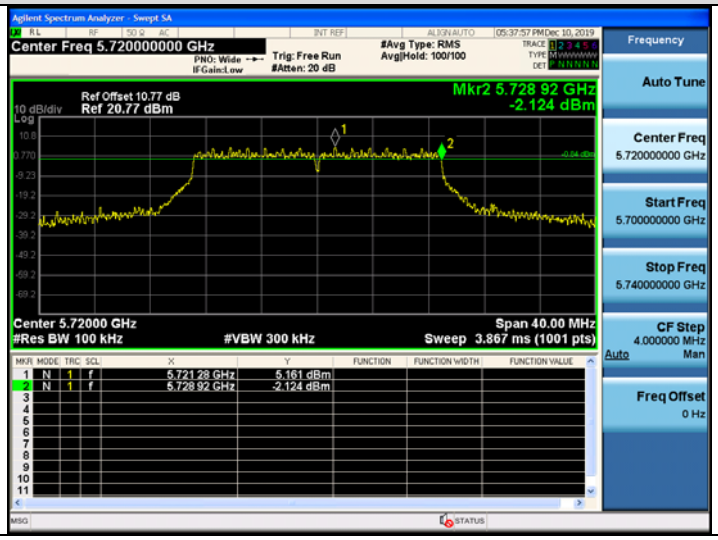

802.11n_HT40 CH.142

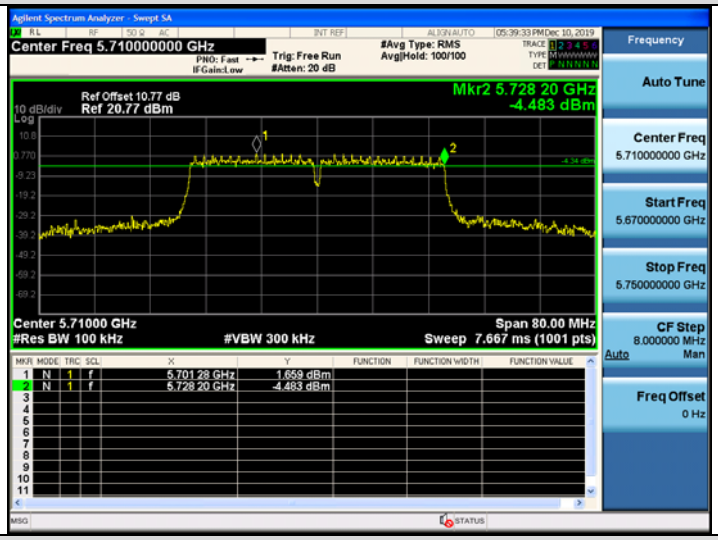

802.11ac_VHT40 CH.142

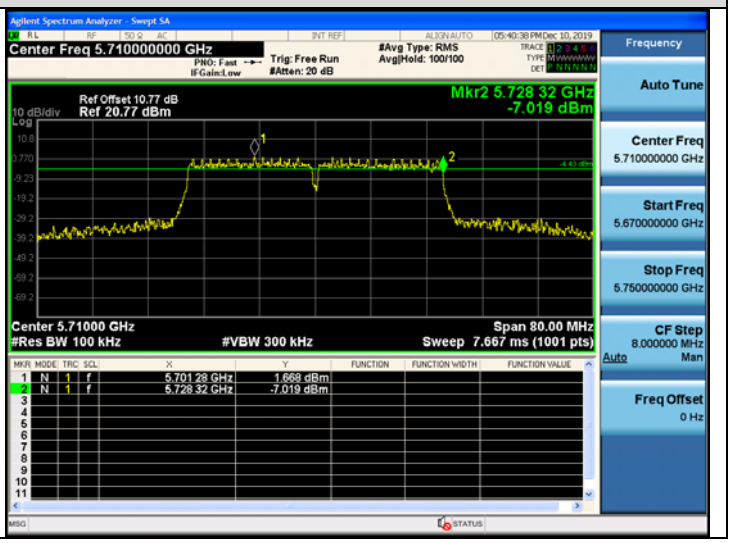

802.11ac_VHT80 CH.138

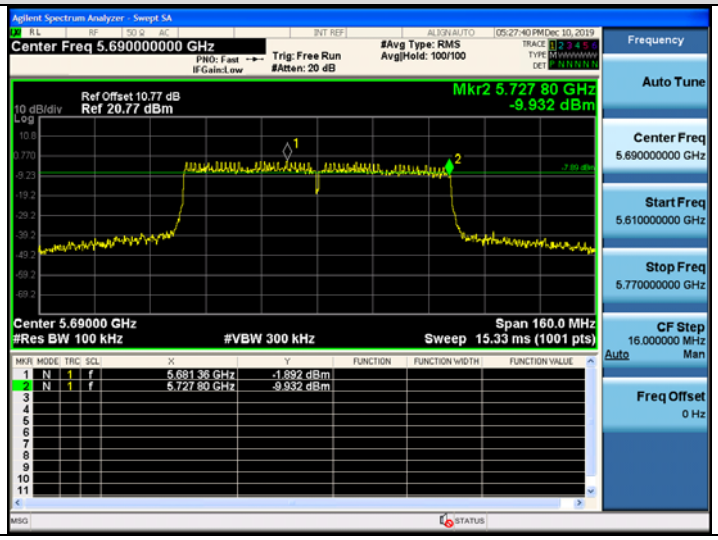

10.7.3 Output Power

[ANT1]

Mode	Frequency [MHz]	Channel	Measured Power (dBm)	Duty Cycle Factor (dB)	Total Power (dBm)	Limit (dBm)
802.11a	5720 (UNII 2C Band)	144	14.30	1.897	16.20	22.88
802.11n(HT20)			14.02	2.006	16.03	22.93
802.11ac(VHT20)			13.85	2.174	16.02	22.92
802.11a	5720 (UNII 3 Band)	144	8.07	1.897	9.97	30.00
802.11n(HT20)			8.38	2.006	10.39	30.00
802.11ac(VHT20)			8.08	2.174	10.25	30.00

Mode	Frequency [MHz]	Channel	Measured Power (dBm)	Duty Cycle Factor (dB)	Total Power (dBm)	Limit (dBm)
802.11n(HT40)	5710 (UNII 2C Band)	142	12.77	2.988	15.76	23.98
802.11ac(VHT40)			12.49	3.273	15.76	23.98
802.11n(HT40)	5710 (UNII 3 Band)	142	2.12	2.988	5.11	30.00
802.11ac(VHT40)			1.91	3.273	5.18	30.00

Mode	Frequency [MHz]	Channel	Measured Power (dBm)	Duty Cycle Factor (dB)	Total Power (dBm)	Limit (dBm)
802.11ac(VHT80)	5690 (UNII 2C Band)	138	11.65	3.398	15.05	23.98
	5690 (UNII 3 Band)	138	-3.50	3.398	-0.10	30.00

[ANT2]

Mode	Frequency [MHz]	Channel	Measured Power (dBm)	Duty Cycle Factor (dB)	Total Power (dBm)	Limit (dBm)
802.11a	5720 (UNII 2C Band)	144	13.10	1.897	15.00	22.95
802.11n(HT20)			12.84	2.006	14.85	22.94
802.11ac(VHT20)			12.73	2.174	14.90	22.91
802.11a	5720 (UNII 3 Band)	144	6.85	1.897	8.75	30.00
802.11n(HT20)			7.00	2.006	9.01	30.00
802.11ac(VHT20)			6.91	2.174	9.08	30.00

Mode	Frequency [MHz]	Channel	Measured Power (dBm)	Duty Cycle Factor (dB)	Total Power (dBm)	Limit (dBm)
802.11n(HT40)	5710 (UNII 2C Band)	142	12.19	2.988	15.18	23.98
802.11ac(VHT40)			11.88	3.273	15.15	23.98
802.11n(HT40)	5710 (UNII 3 Band)	142	1.34	2.988	4.33	30.00
802.11ac(VHT40)			1.19	3.273	4.46	30.00

Mode	Frequency [MHz]	Channel	Measured Power (dBm)	Duty Cycle Factor (dB)	Total Power (dBm)	Limit (dBm)
802.11ac(VHT80)	5690 (UNII 2C Band)	138	10.89	3.398	14.29	23.98
	5690 (UNII 3 Band)	138	-4.46	3.398	-1.06	30.00

▣ Test Plots_[ANT1]

802.11a UNII 2C Band	802.11a UNII 3 Band
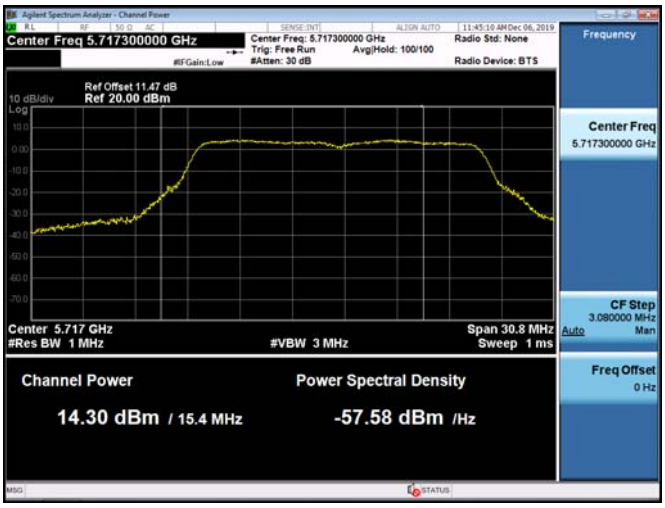	
802.11n(HT20) UNII 2C Band	**802.11n(HT20) UNII 3 Band**
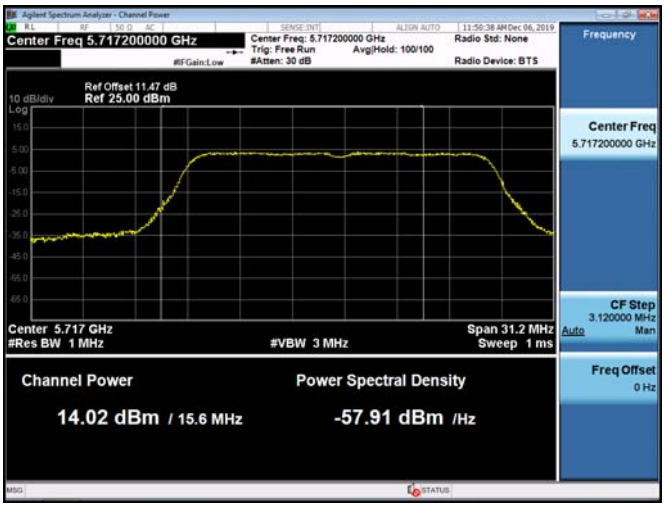	
802.11ac(VHT20) UNII 2C Band	**802.11ac(VHT20) UNII 3 Band**
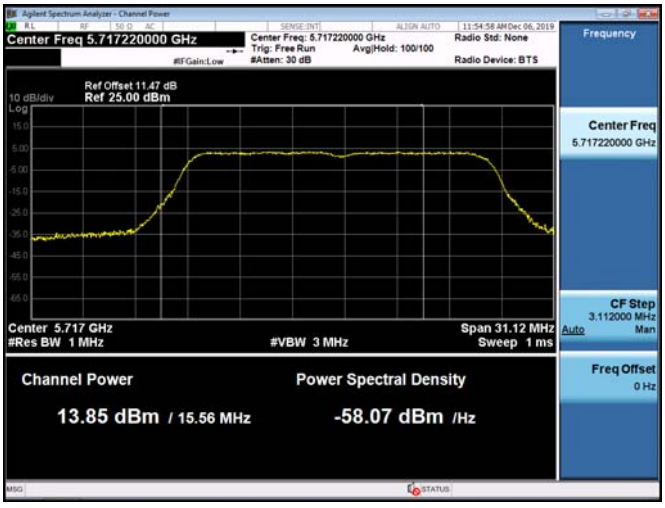	

802.11n(HT40) UNII 2C Band	802.11n(HT40) UNII 3 Band
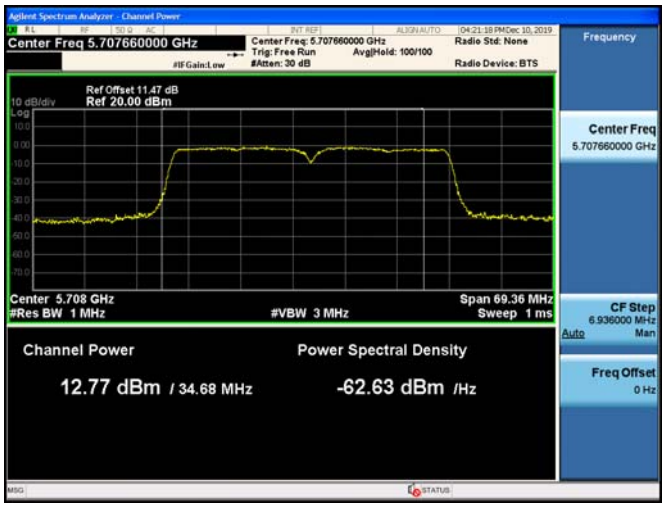	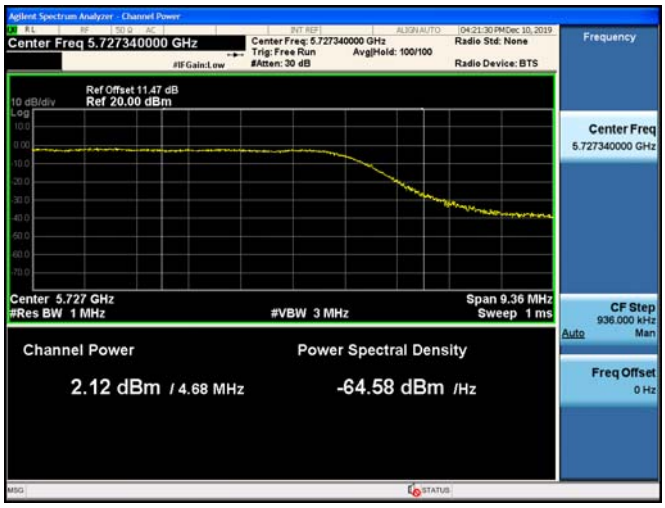
802.11ac(VHT40) UNII 2C Band	**802.11ac(VHT40) UNII 3 Band**
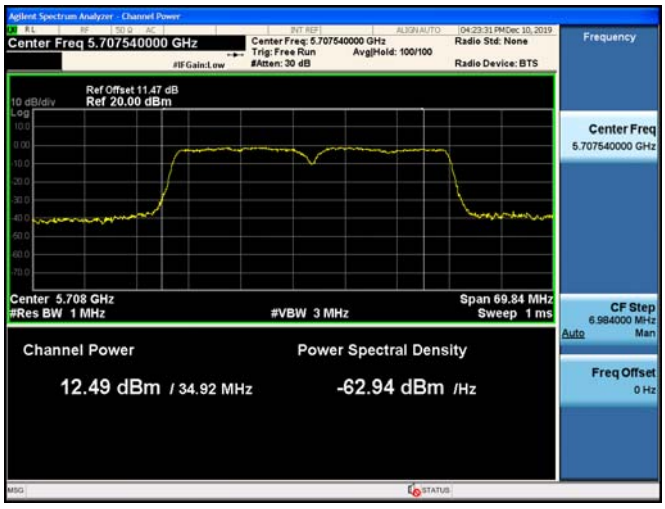	
802.11ac(VHT80) UNII 2C Band	**802.11ac(VHT80) UNII 3 Band**
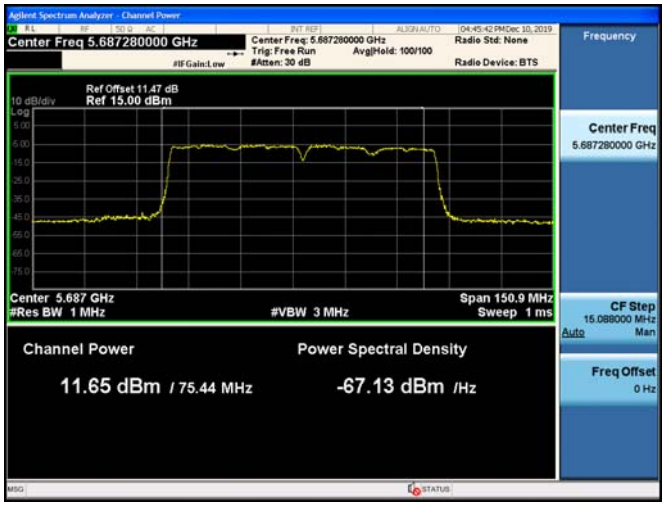	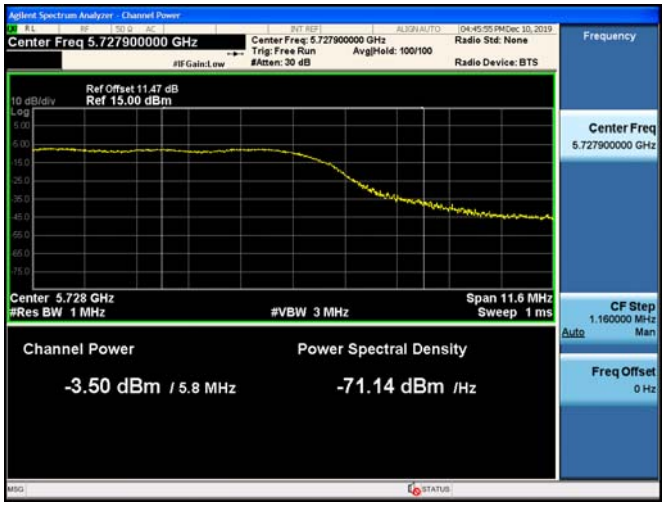

▣ Test Plots_[ANT2]

802.11a UNII 2C Band	802.11a UNII 3 Band
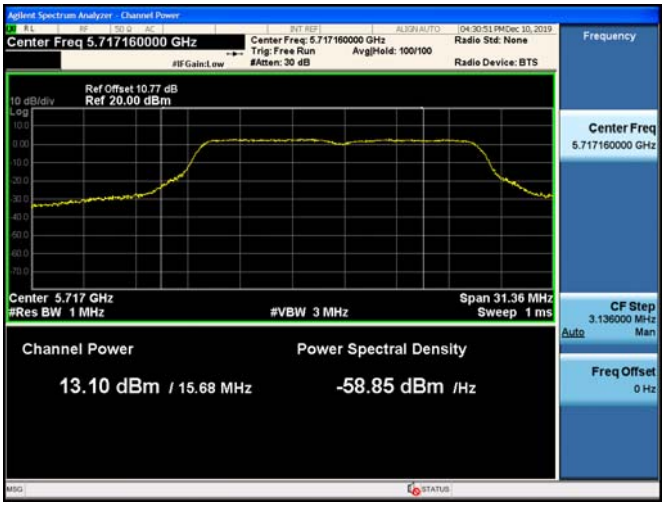	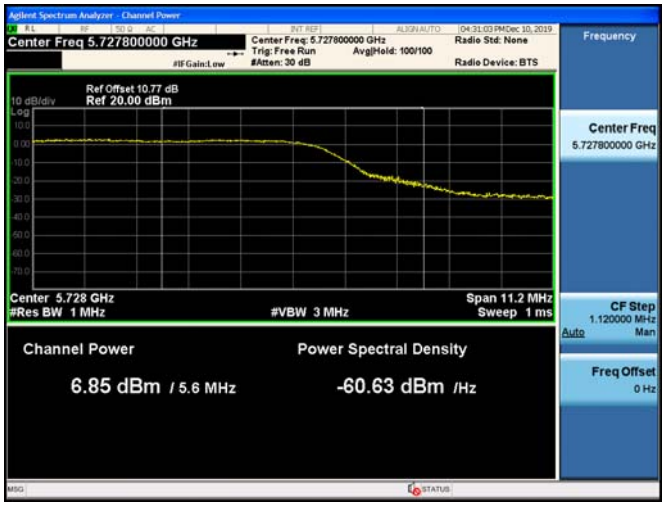
802.11n(HT20) UNII 2C Band	**802.11n(HT20) UNII 3 Band**
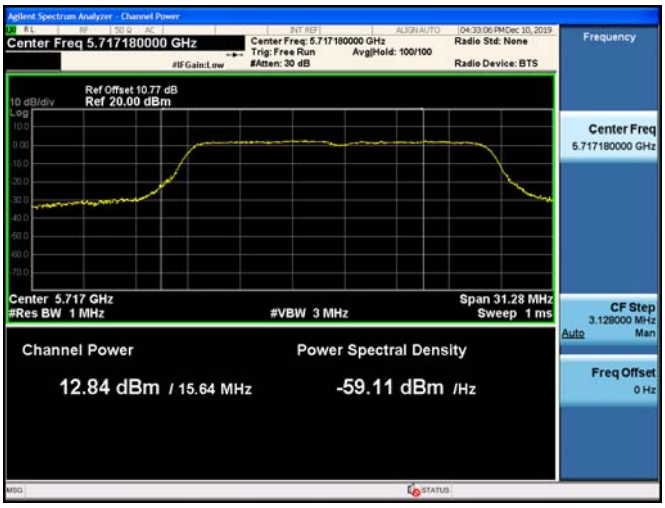	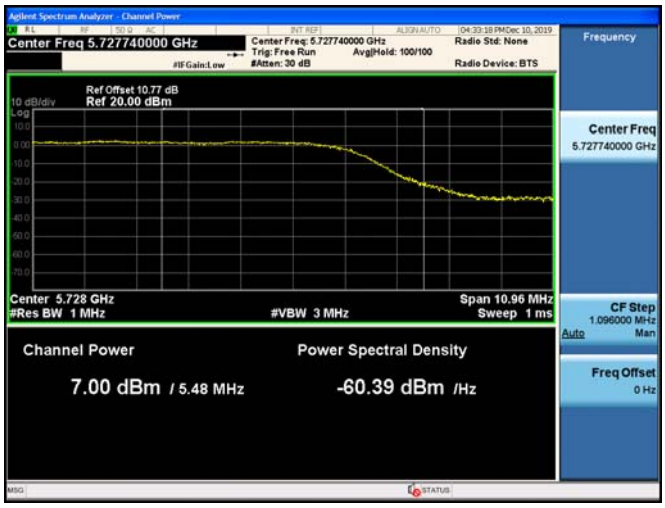
802.11ac(VHT20) UNII 2C Band	**802.11ac(VHT20) UNII 3 Band**
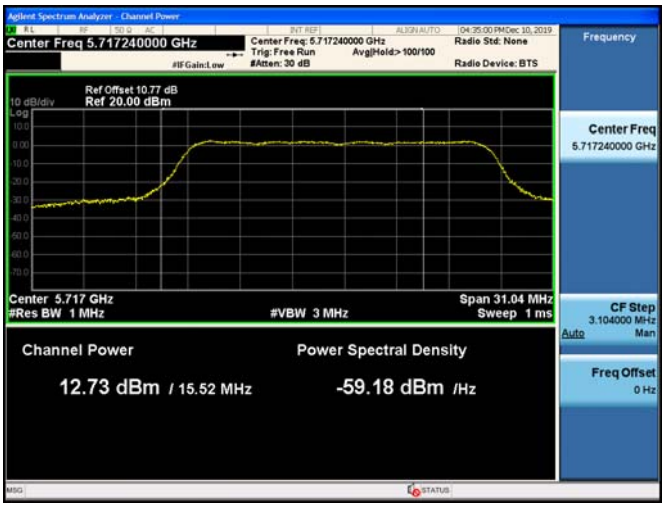	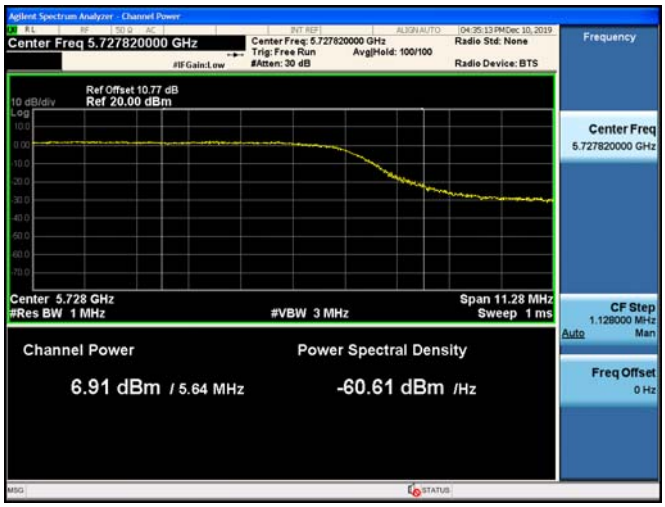

802.11n(HT40) UNII 2C Band	802.11n(HT40) UNII 3 Band
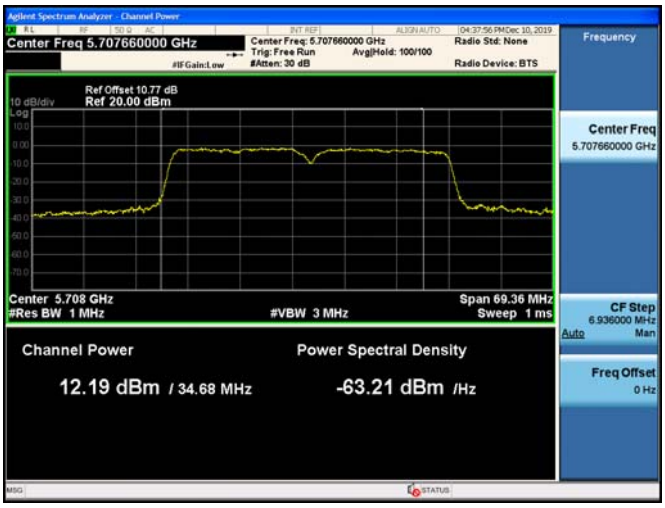	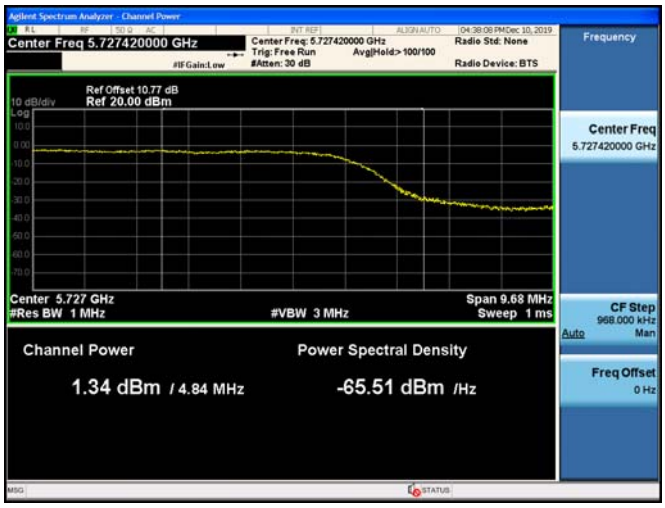
802.11ac(VHT40) UNII 2C Band	**802.11ac(VHT40) UNII 3 Band**
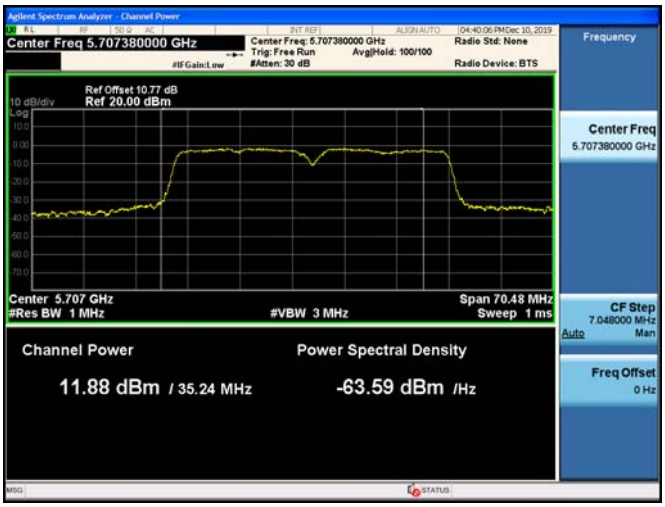	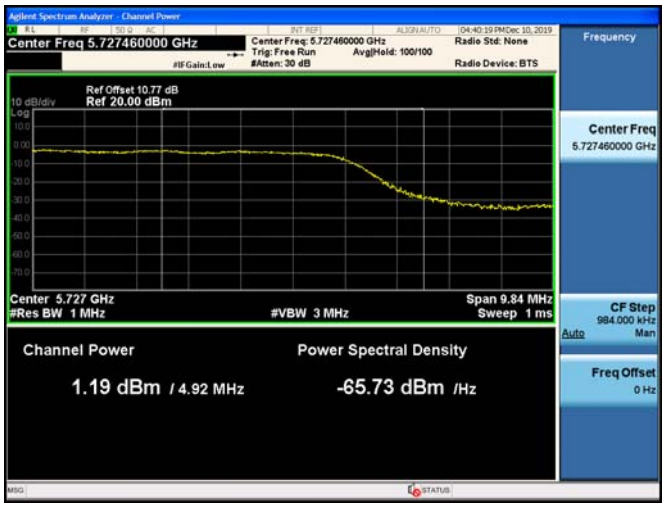
802.11ac(VHT80) UNII 2C Band	**802.11ac(VHT80) UNII 3 Band**
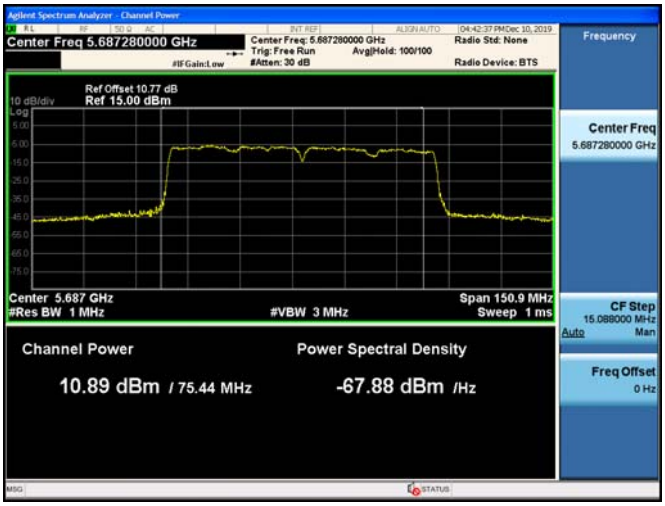	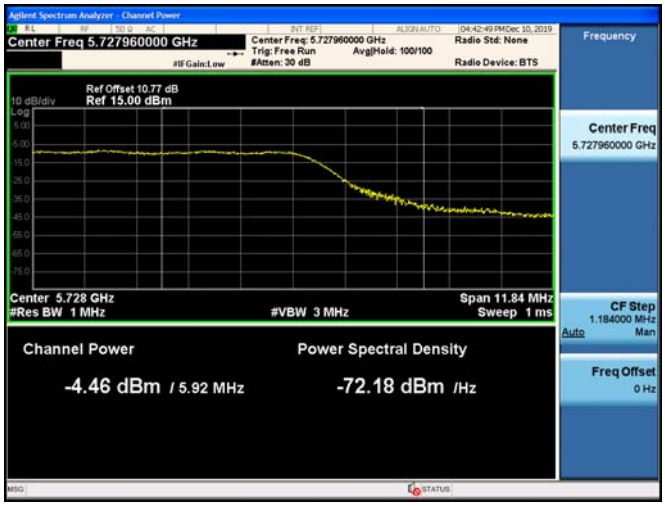

10.7.4 Power Spectral Density

[ANT1]

Mode	Frequency [MHz]	Channel	Measured Density (dBm)	Duty Cycle Factor (dB)	Total PSD (dBm)	Limit (dBm)
802.11a	5720 (UNII 2C Band)	144	4.335	1.897	6.232	11.00
802.11n(HT20)			4.132	2.006	6.138	11.00
802.11ac(VHT20)			4.159	2.174	6.333	11.00
802.11a	5720 (UNII 3 Band)	144	1.049	1.897	2.946	30.00
802.11n(HT20)			1.038	2.006	3.044	30.00
802.11ac(VHT20)			0.989	2.174	3.163	30.00

Mode	Frequency [MHz]	Channel	Measured Density (dBm)	Duty Cycle Factor (dB)	Total PSD (dBm)	Limit (dBm)
802.11n(HT40)	5710 (UNII 2C Band)	142	-0.349	2.988	2.639	11.00
802.11ac(VHT40)			-0.403	3.273	2.870	11.00
802.11n(HT40)	5710 (UNII 3 Band)	142	-4.404	2.988	-1.416	30.00
802.11ac(VHT40)			-4.881	3.273	-1.608	30.00

Mode	Frequency [MHz]	Channel	Measured Density (dBm)	Duty Cycle Factor (dB)	Total PSD (dBm)	Limit (dBm)
802.11ac(VHT80)	5690 (UNII 2C Band)	138	-4.884	3.398	-1.486	11.00
	5690 (UNII 3 Band)	138	-9.762	3.398	-6.364	30.00