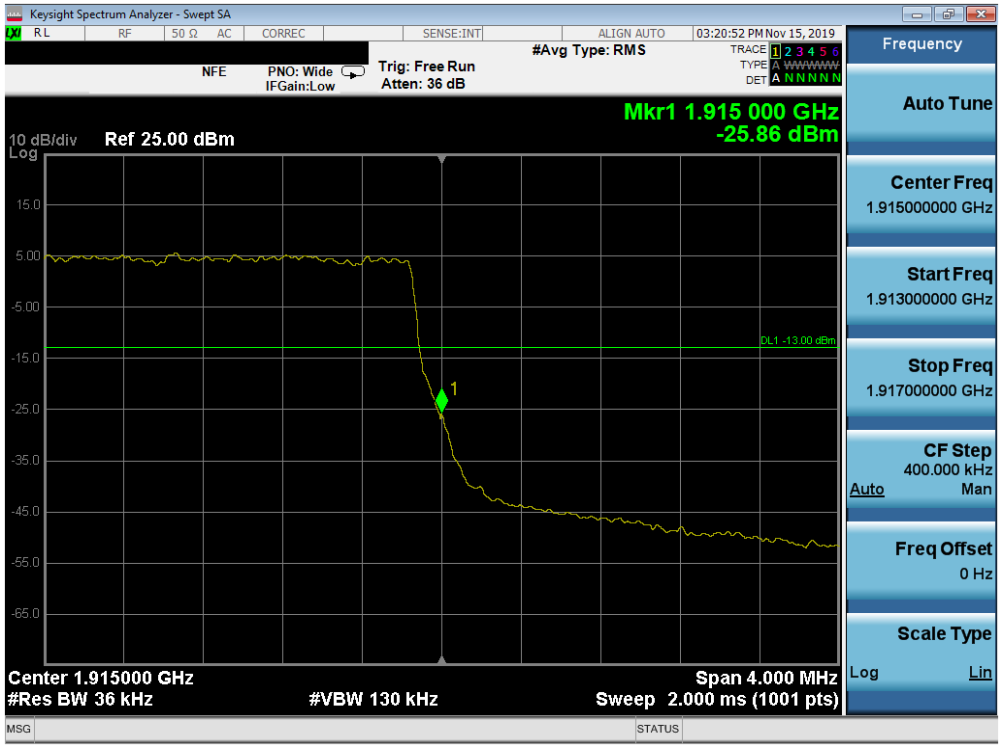

Plot 7-323. Upper Band Edge Plot (Band 25 - 3.0MHz QPSK - Full RB Configuration)

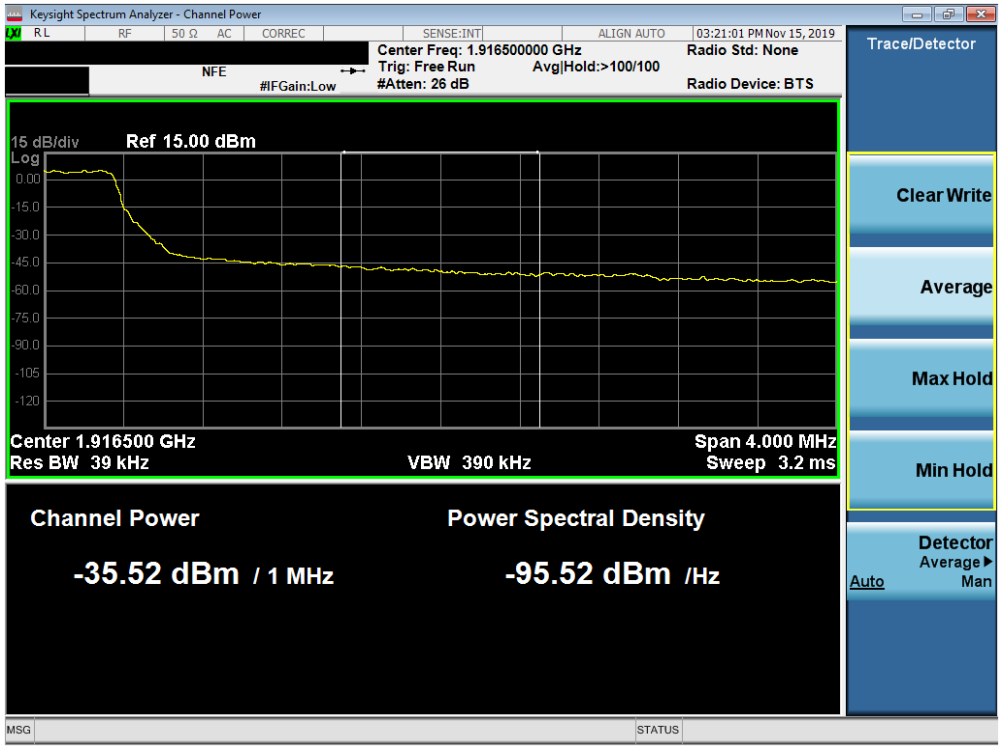

Plot 7-324. Upper Extended Band Edge Plot (Band 25 - 3.0MHz QPSK - Full RB Configuration)

© 2020 PCTEST V 9.0 02/01/2019
All rights reserved. Unless otherwise specified, no part of this report may be reproduced or utilized in any part, form or by any means, electronic or mechanical, including photocopying and microfilm, without permission in writing from PCTEST. If you have any questions about this international copyright or have an enquiry about obtaining additional rights to this report or assembly of contents thereof, please contact INFO@PCTEST.COM.

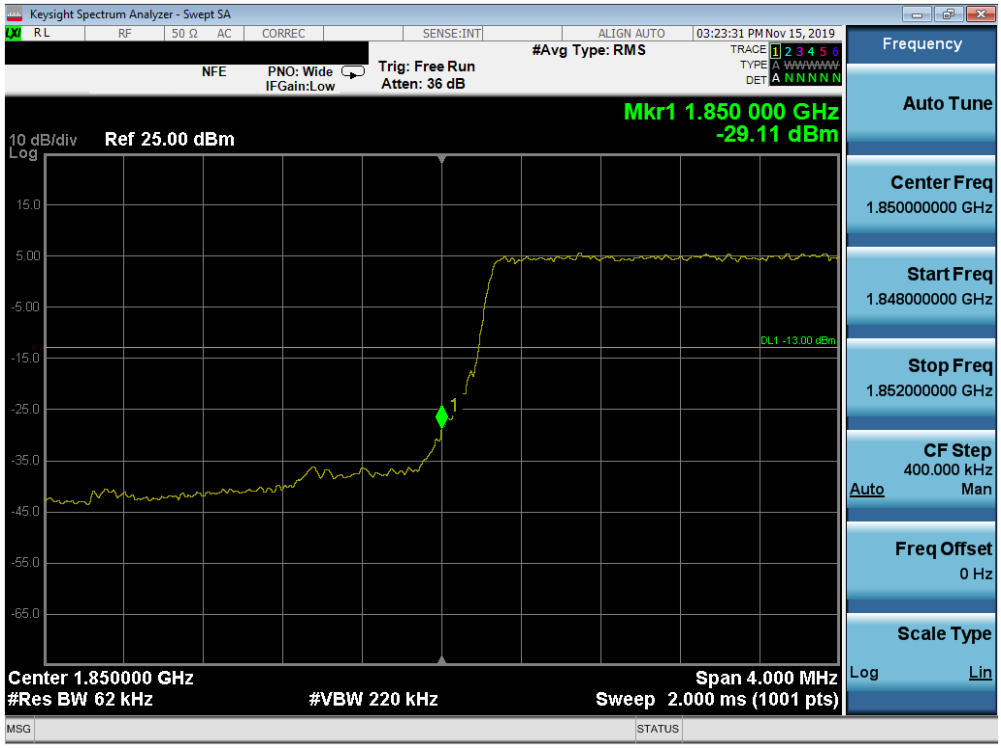

Plot 7-325. Lower Band Edge Plot (Band 25/2 - 5.0MHz QPSK - Full RB Configuration)

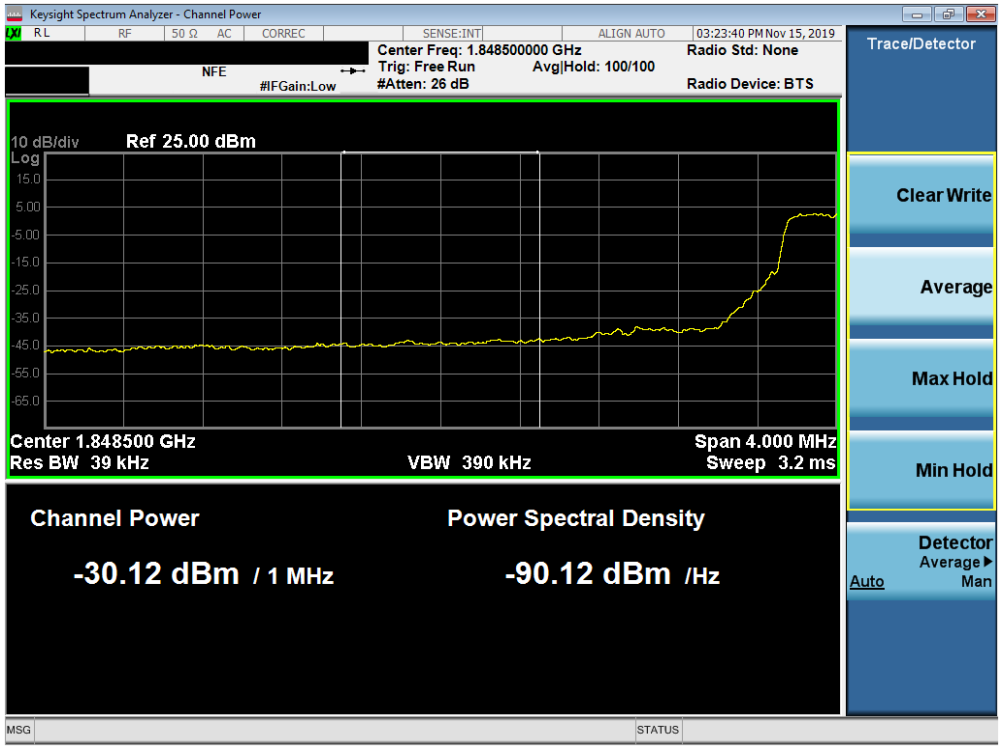

Plot 7-326. Lower Extended Band Edge Plot (Band 25/2 - 5.0MHz QPSK - Full RB Configuration)

© 2020 PCTEST V 9.0 02/01/2019

All rights reserved. Unless otherwise specified, no part of this report may be reproduced or utilized in any part, form or by any means, electronic or mechanical, including photocopying and microfilm, without permission in writing from PCTEST. If you have any questions about this international copyright or have an enquiry about obtaining additional rights to this report or assembly of contents thereof, please contact INFO@PCTEST.COM.

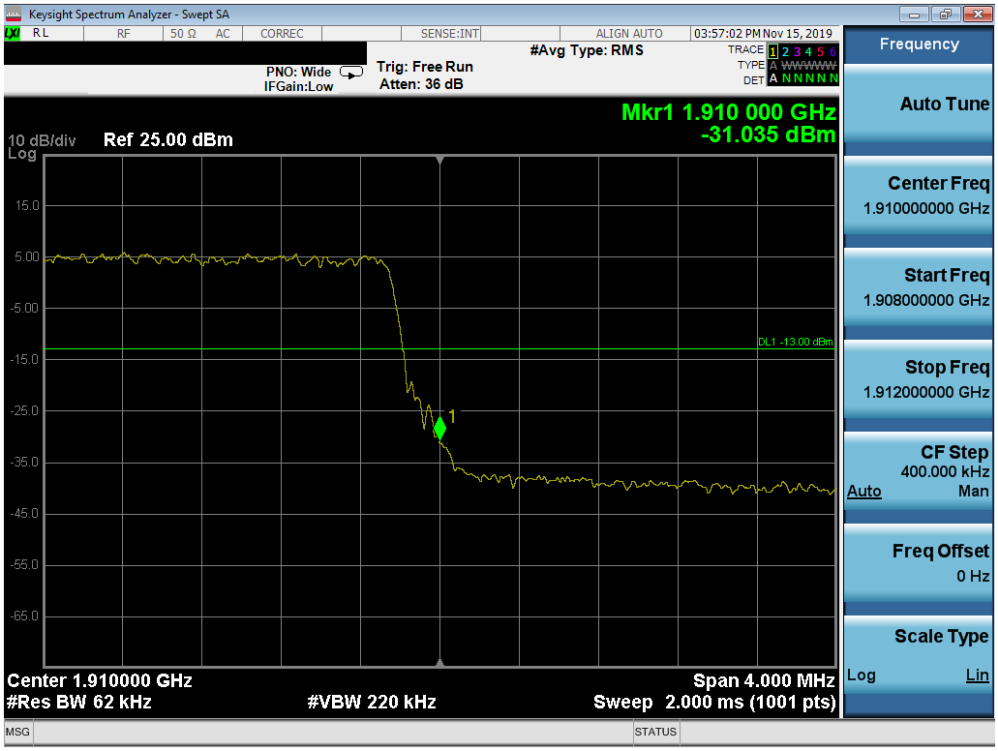

Plot 7-327. Upper Band Edge Plot (Band 2 - 5.0MHz QPSK - Full RB Configuration)

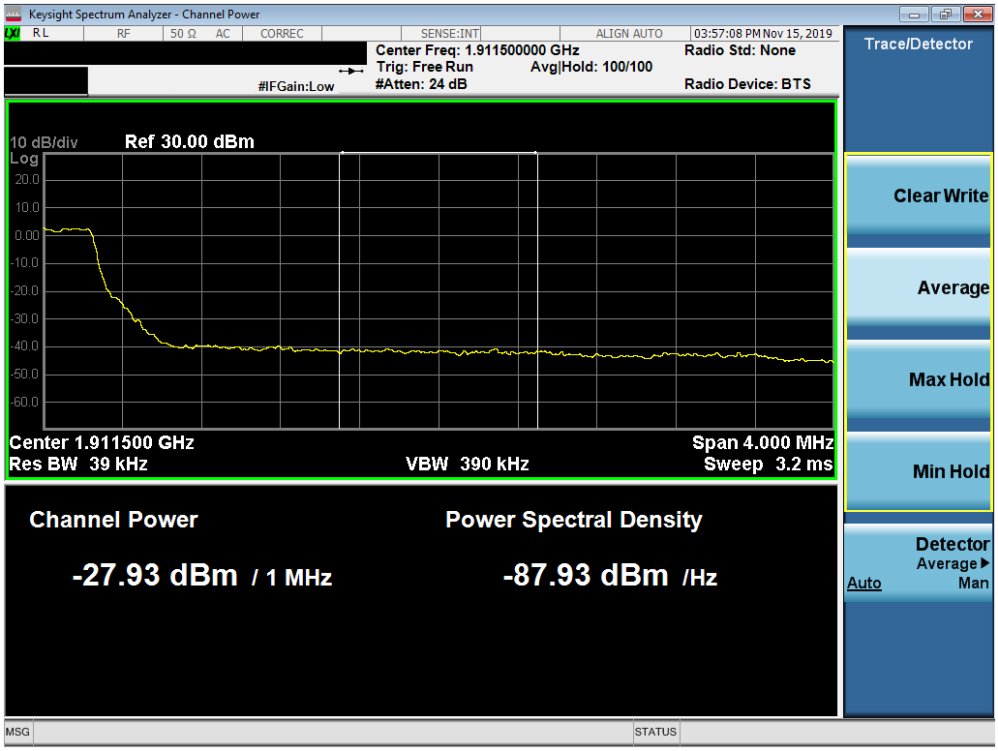

Plot 7-328. Upper Extended Band Edge Plot (Band 2 - 5.0MHz QPSK - Full RB Configuration)

© 2020 PCTEST V 9.0 02/01/2019
All rights reserved. Unless otherwise specified, no part of this report may be reproduced or utilized in any part, form or by any means, electronic or mechanical, including photocopying and microfilm, without permission in writing from PCTEST. If you have any questions about this international copyright or have an enquiry about obtaining additional rights to this report or assembly of contents thereof, please contact INFO@PCTEST.COM.

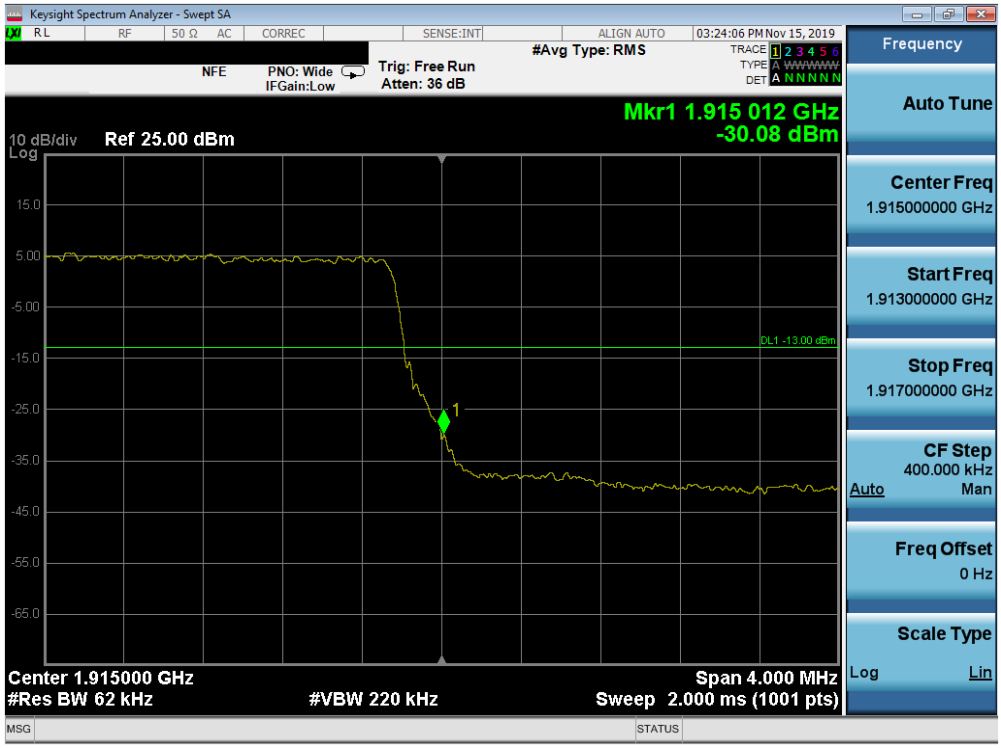

Plot 7-329. Upper Band Edge Plot (Band 25 - 5.0MHz QPSK - Full RB Configuration)

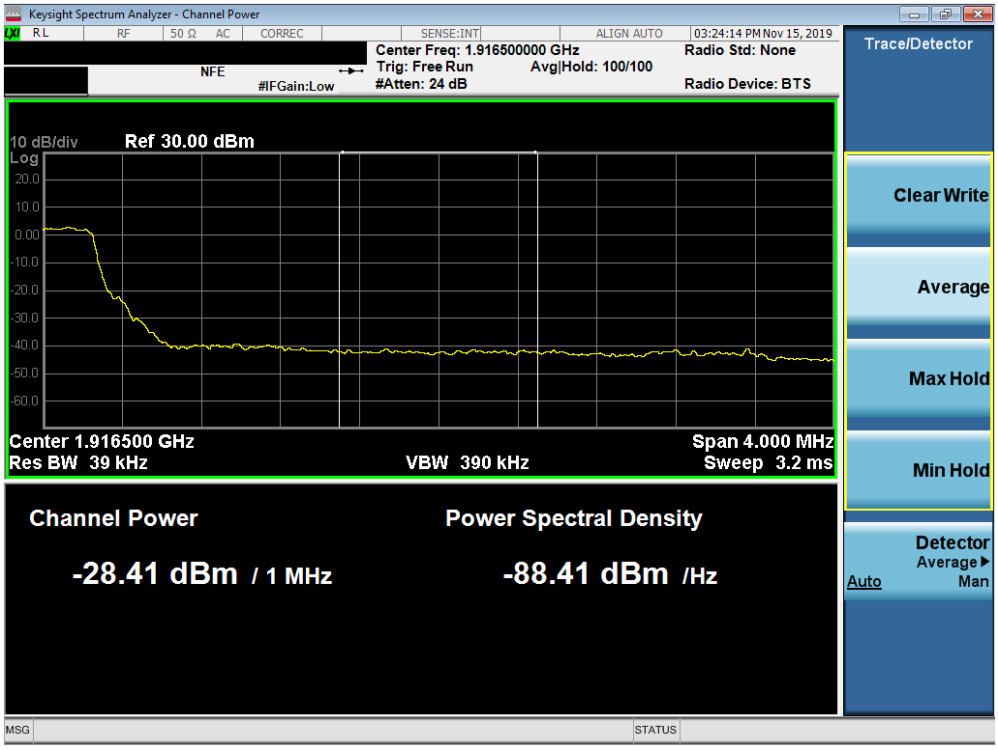

Plot 7-330. Upper Extended Band Edge Plot (Band 25 - 5.0MHz QPSK - Full RB Configuration)

© 2020 PCTEST V 9.0 02/01/2019

All rights reserved. Unless otherwise specified, no part of this report may be reproduced or utilized in any part, form or by any means, electronic or mechanical, including photocopying and microfilm, without permission in writing from PCTEST. If you have any questions about this international copyright or have an enquiry about obtaining additional rights to this report or assembly of contents thereof, please contact INFO@PCTEST.COM.

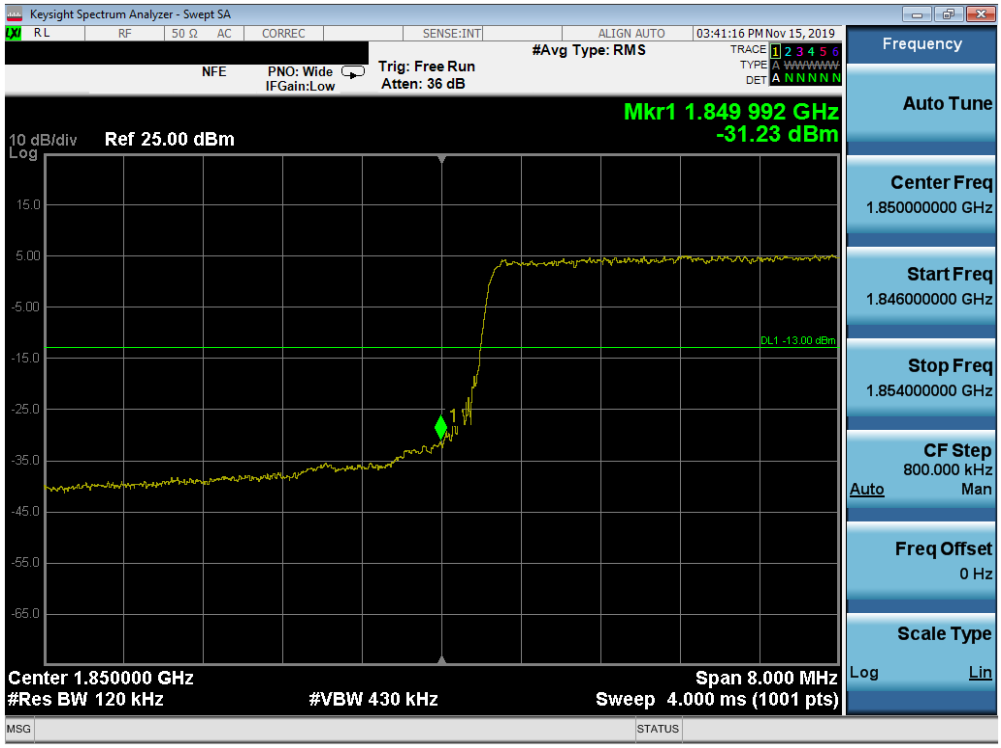

Plot 7-331. Lower Band Edge Plot (Band 25/2 - 10.0MHz QPSK - Full RB Configuration)

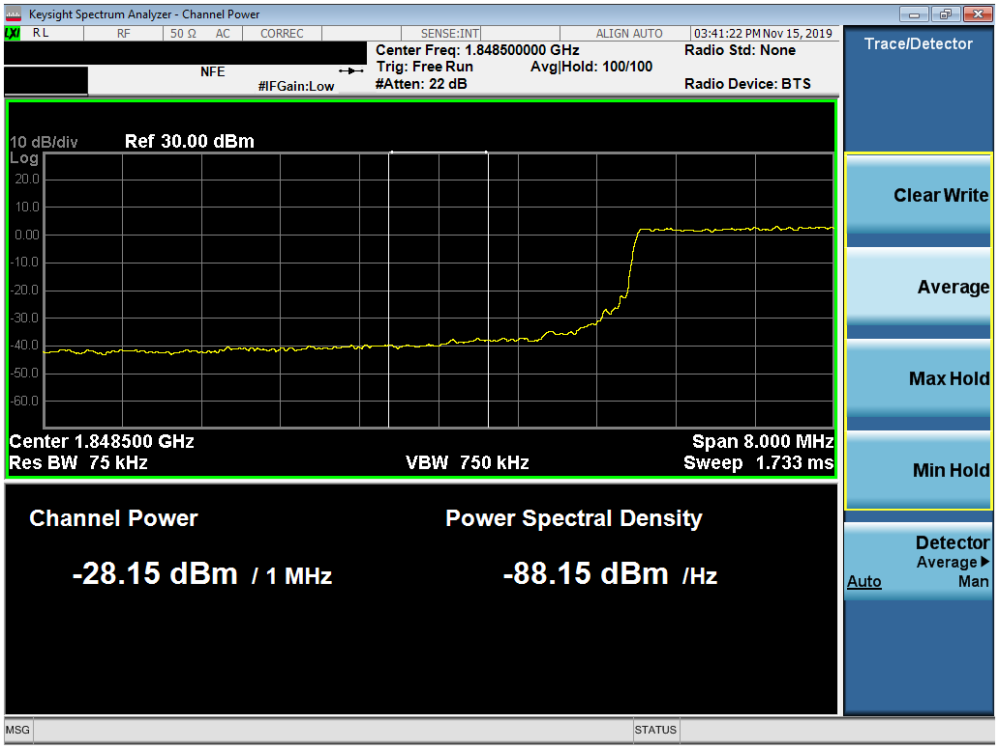

Plot 7-332. Lower Extended Band Edge Plot (Band 25/2 - 10.0MHz QPSK - Full RB Configuration)

© 2020 PCTEST V 9.0 02/01/2019
All rights reserved. Unless otherwise specified, no part of this report may be reproduced or utilized in any part, form or by any means, electronic or mechanical, including photocopying and microfilm, without permission in writing from PCTEST. If you have any questions about this international copyright or have an enquiry about obtaining additional rights to this report or assembly of contents thereof, please contact INFO@PCTEST.COM.

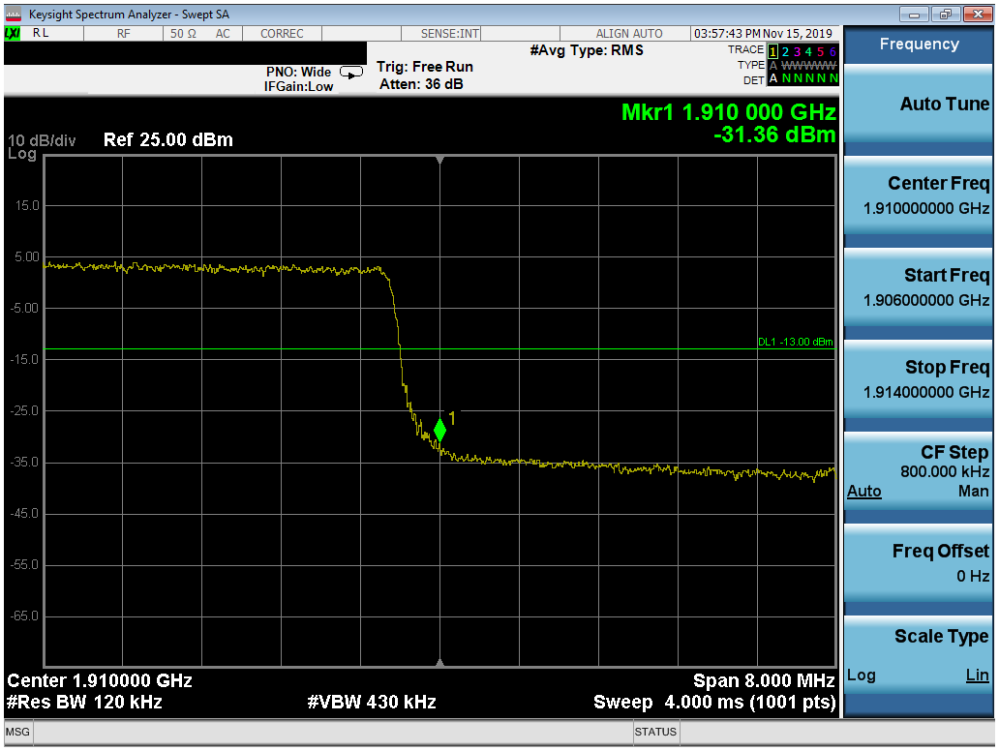

Plot 7-333. Upper Band Edge Plot (Band 2 - 10.0MHz QPSK - Full RB Configuration)

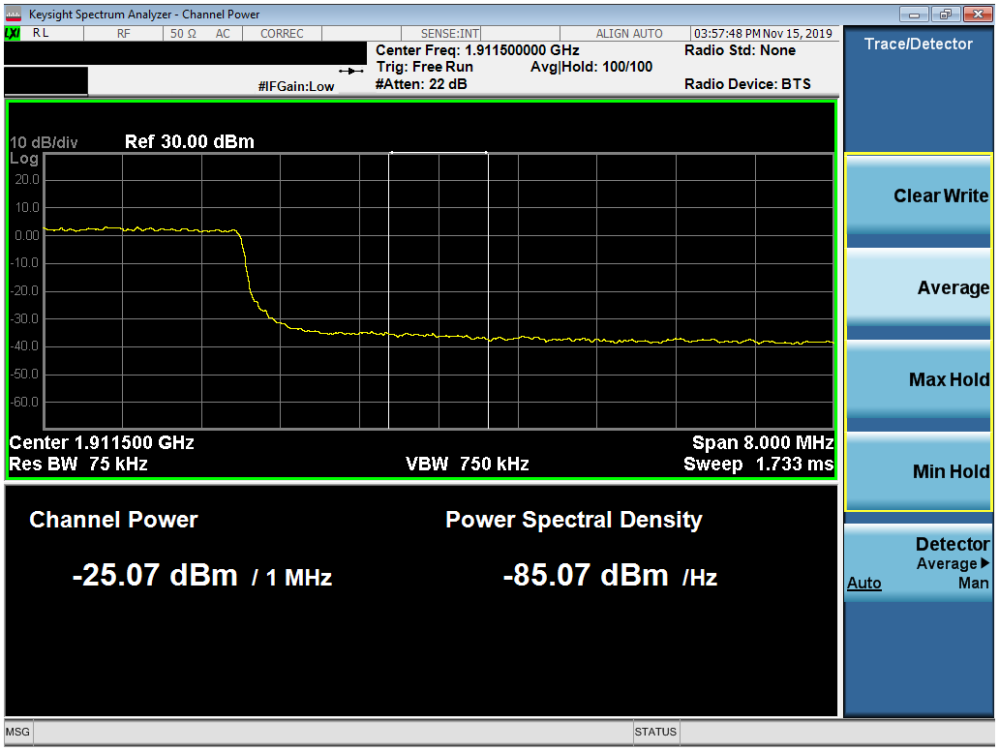

7-334. Upper Extended Band Edge Plot (Band 2 - 10.0MHz QPSK - Full RB Configuration)

© 2020 PCTEST V 9.0 02/01/2019
All rights reserved. Unless otherwise specified, no part of this report may be reproduced or utilized in any part, form or by any means, electronic or mechanical, including photocopying and microfilm, without permission in writing from PCTEST. If you have any questions about this international copyright or have an enquiry about obtaining additional rights to this report or assembly of contents thereof, please contact INFO@PCTEST.COM.

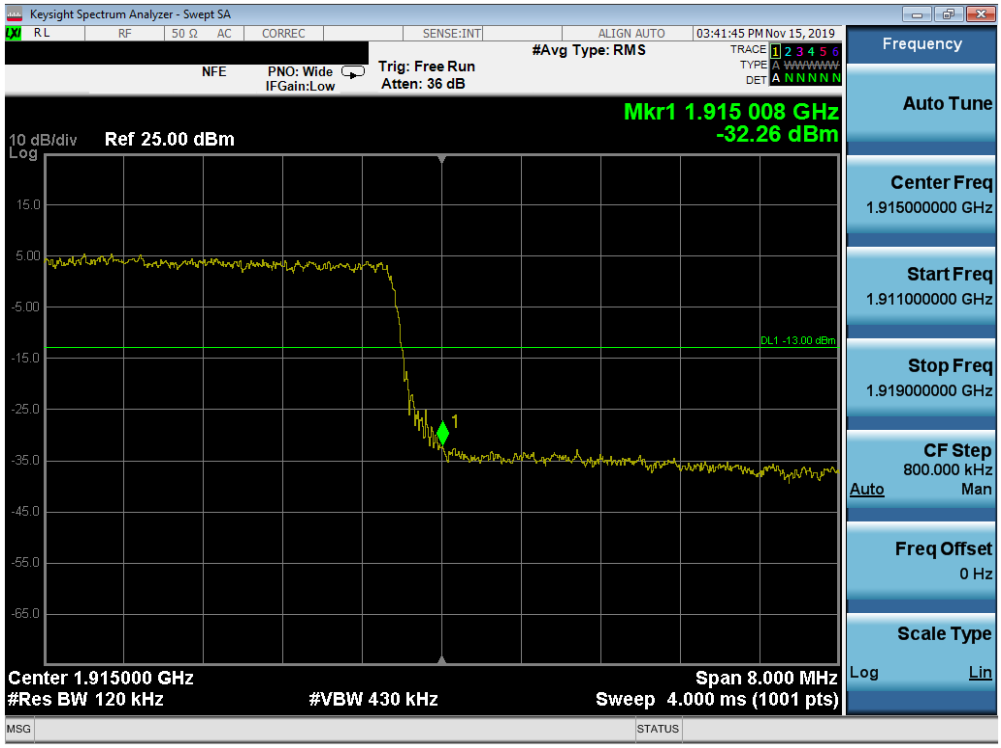

Plot 7-335. Upper Band Edge Plot (Band 25 - 10.0MHz QPSK - Full RB Configuration)

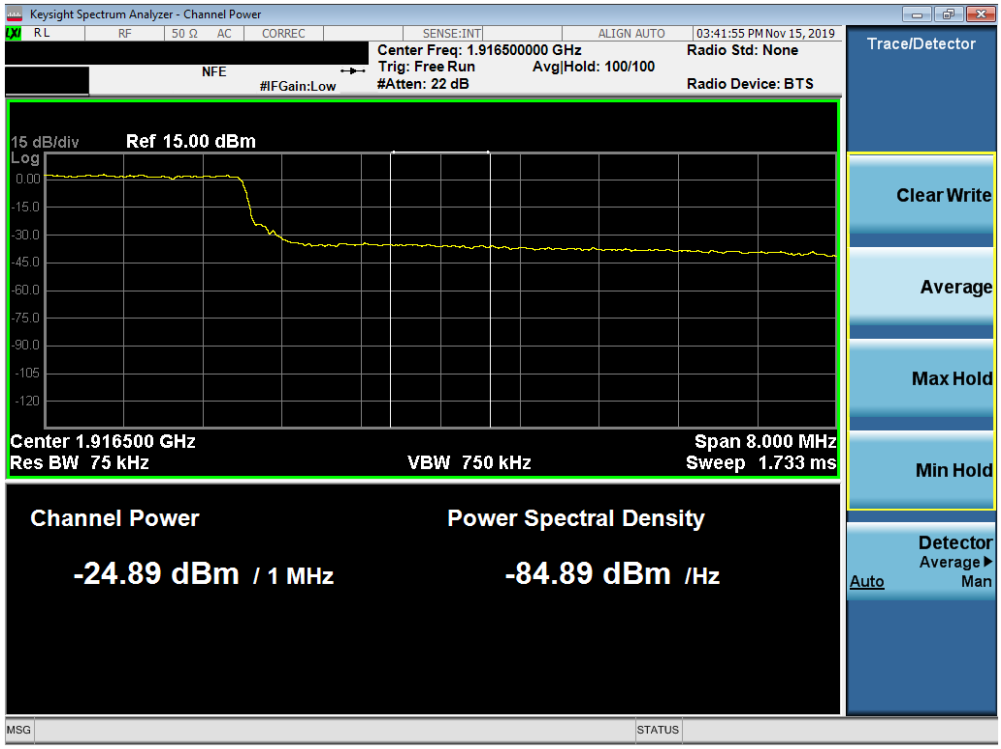

Plot 7-336. Upper Extended Band Edge Plot (Band 25 - 10.0MHz QPSK - Full RB Configuration)

© 2020 PCTEST V 9.0 02/01/2019

All rights reserved. Unless otherwise specified, no part of this report may be reproduced or utilized in any part, form or by any means, electronic or mechanical, including photocopying and microfilm, without permission in writing from PCTEST. If you have any questions about this international copyright or have an enquiry about obtaining additional rights to this report or assembly of contents thereof, please contact INFO@PCTEST.COM.

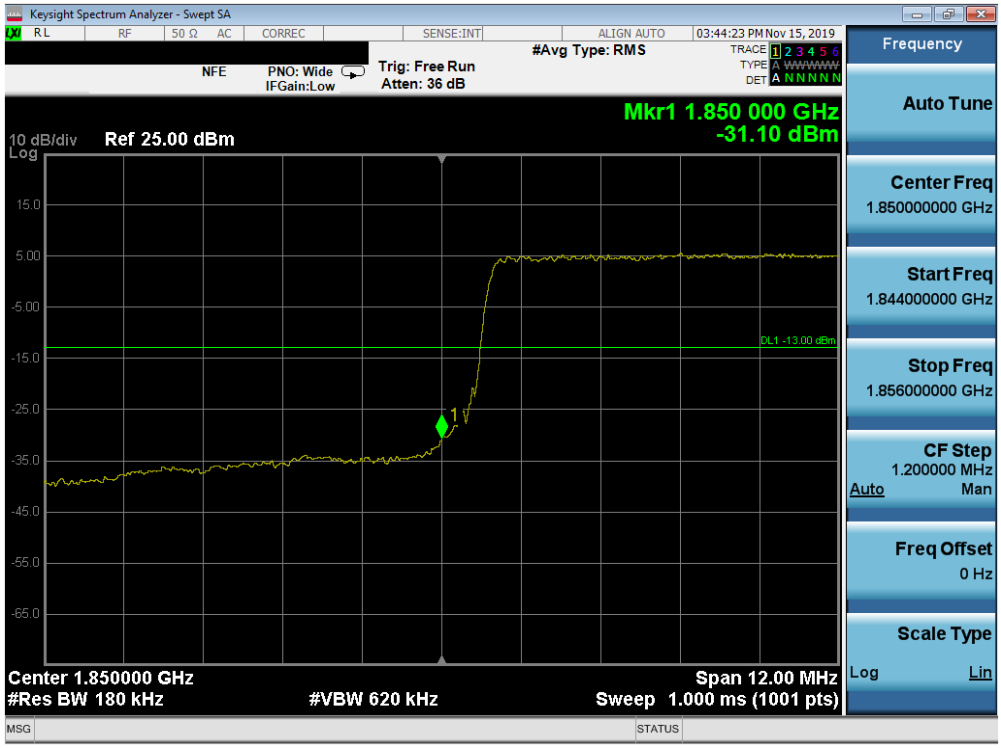

Plot 7-337. Lower Band Edge Plot (Band 25/2 - 15.0MHz QPSK - Full RB Configuration)

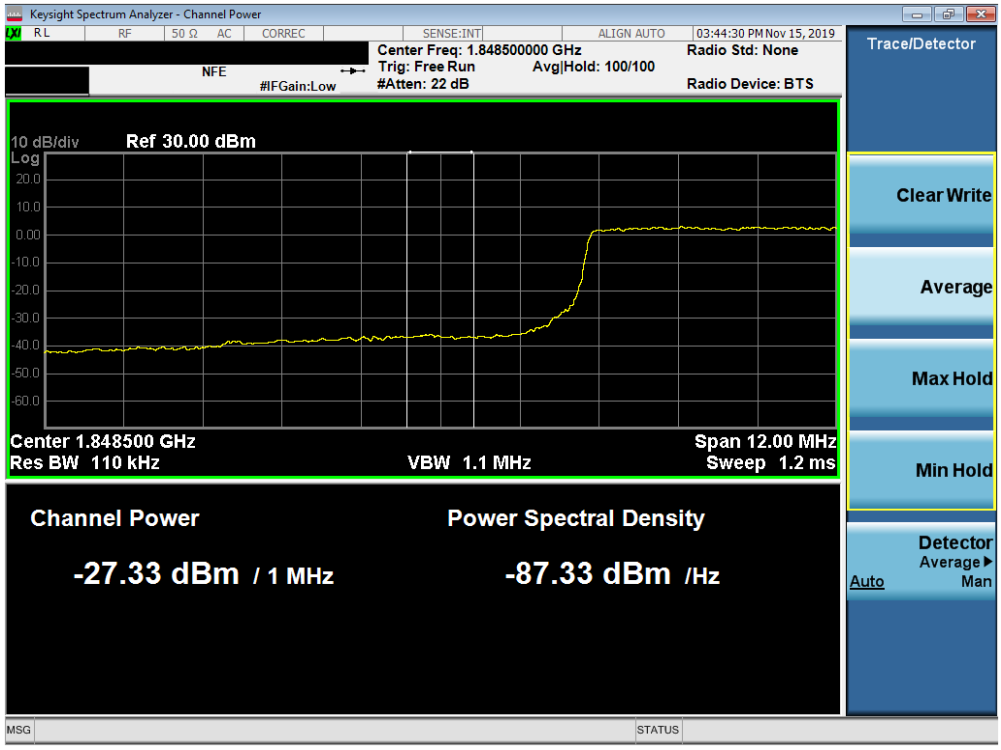

Plot 7-338. Lower Extended Band Edge Plot (Band 25/2 - 15.0MHz QPSK - Full RB Configuration)

© 2020 PCTEST V 9.0 02/01/2019
All rights reserved. Unless otherwise specified, no part of this report may be reproduced or utilized in any part, form or by any means, electronic or mechanical, including photocopying and microfilm, without permission in writing from PCTEST. If you have any questions about this international copyright or have an enquiry about obtaining additional rights to this report or assembly of contents thereof, please contact INFO@PCTEST.COM.

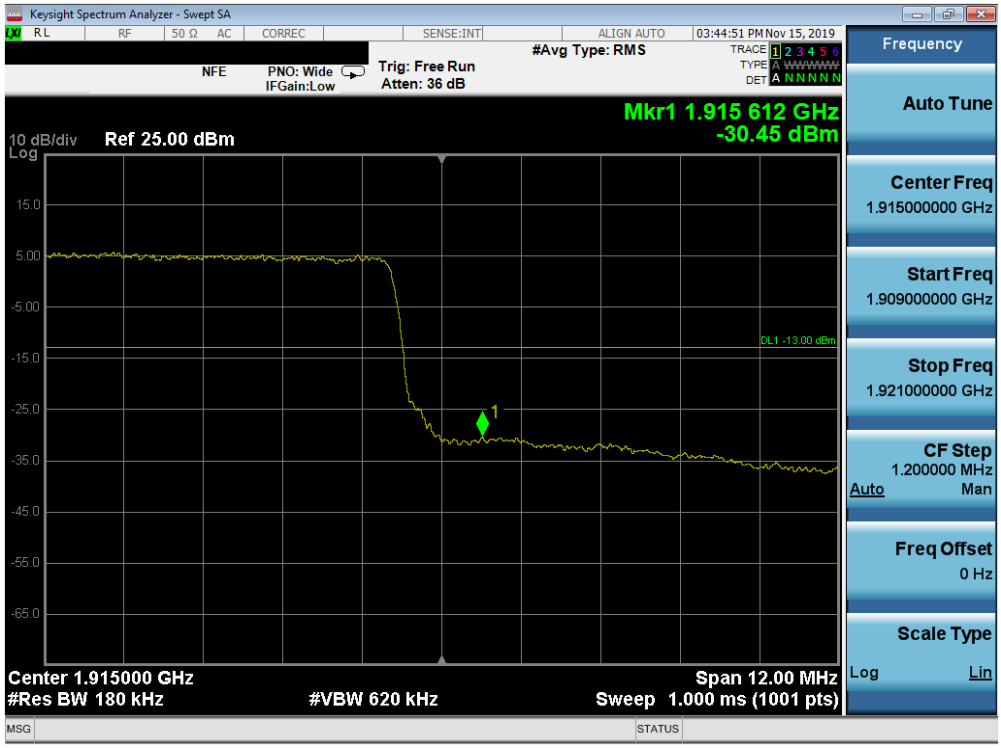

Plot 7-339. Upper Band Edge Plot (Band 25 - 15.0MHz QPSK - Full RB Configuration)

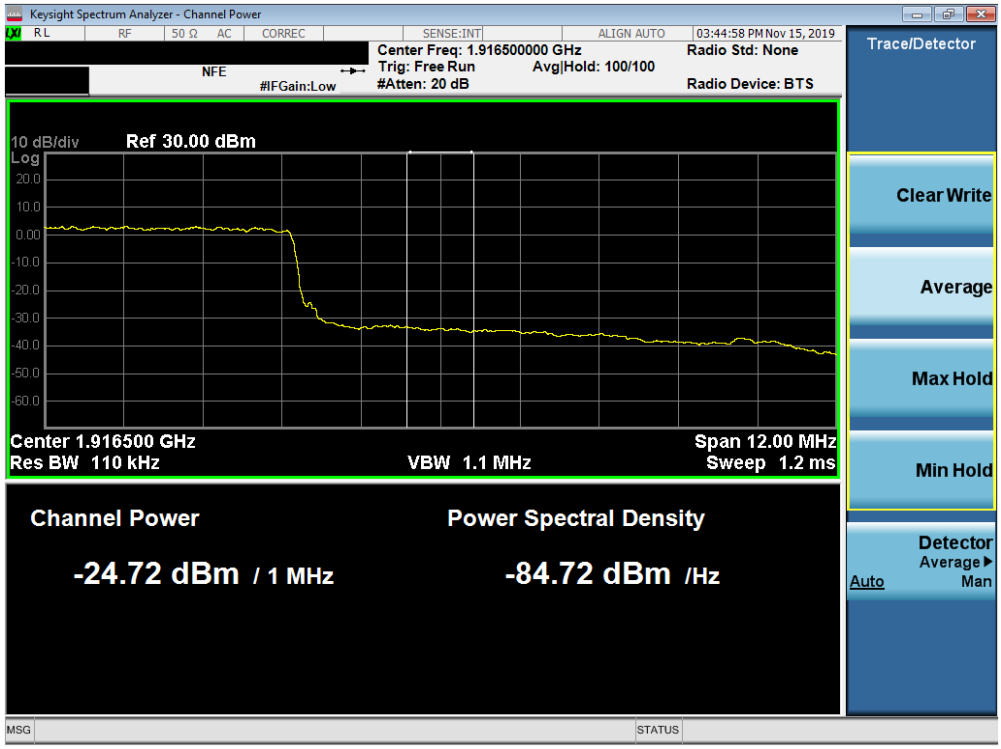

Plot 7-340. Upper Extended Band Edge Plot (Band 25 - 15.0MHz QPSK - Full RB Configuration)

© 2020 PCTEST V 9.0 02/01/2019

All rights reserved. Unless otherwise specified, no part of this report may be reproduced or utilized in any part, form or by any means, electronic or mechanical, including photocopying and microfilm, without permission in writing from PCTEST. If you have any questions about this international copyright or have an enquiry about obtaining additional rights to this report or assembly of contents thereof, please contact INFO@PCTEST.COM.

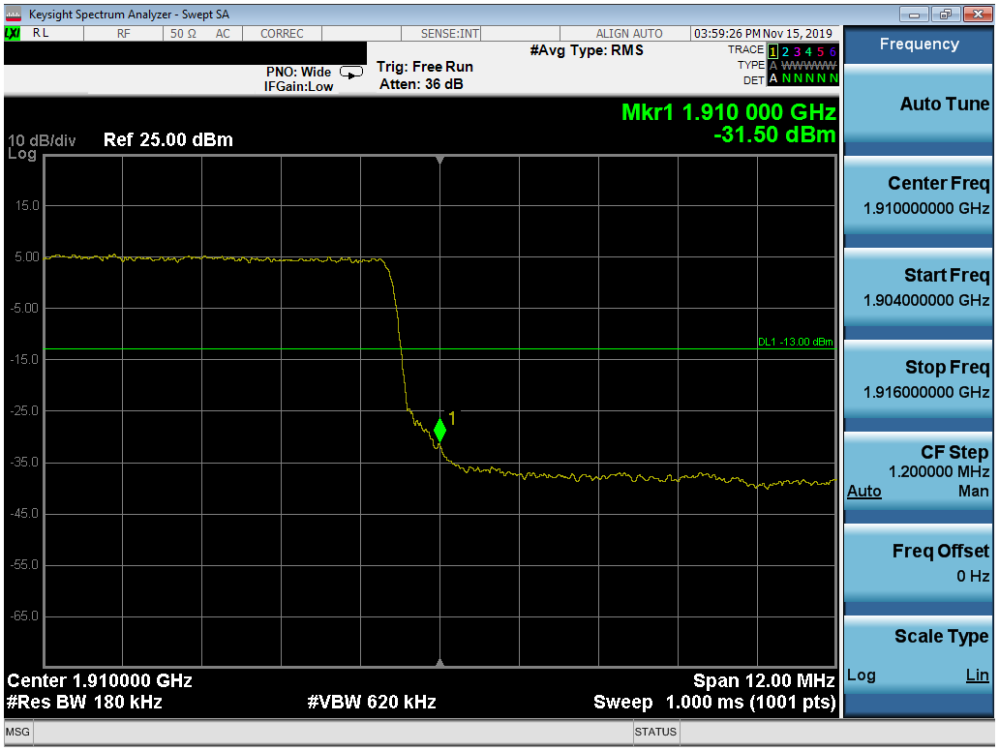

Plot 7-341. Upper Band Edge Plot (Band 2 - 15.0MHz QPSK - Full RB Configuration)

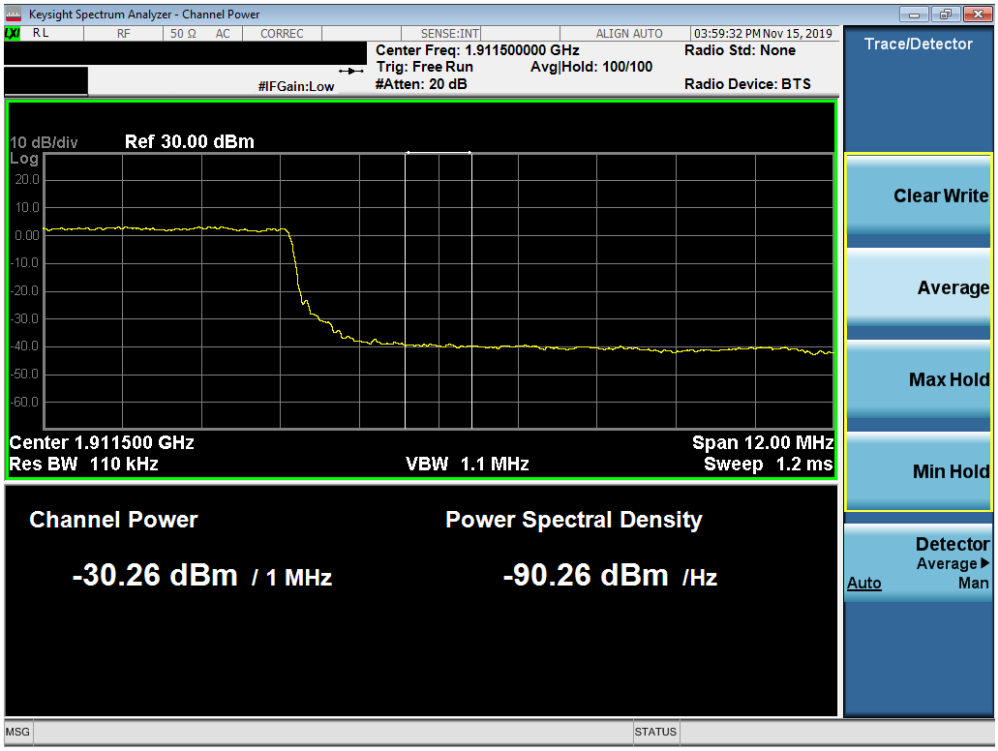

Plot 7-342. Upper Extended Band Edge Plot (Band 2 - 15.0MHz QPSK - Full RB Configuration)

© 2020 PCTEST V 9.0 02/01/2019
All rights reserved. Unless otherwise specified, no part of this report may be reproduced or utilized in any part, form or by any means, electronic or mechanical, including photocopying and microfilm, without permission in writing from PCTEST. If you have any questions about this international copyright or have an enquiry about obtaining additional rights to this report or assembly of contents thereof, please contact INFO@PCTEST.COM.

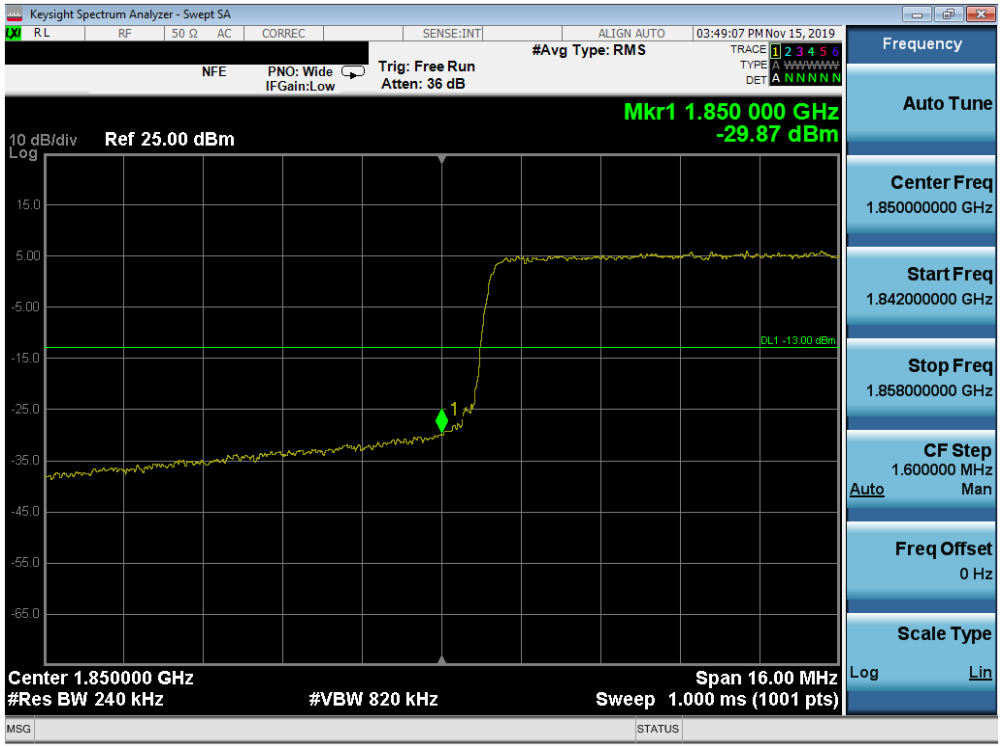

Plot 7-343. Lower Band Edge Plot (Band 25/2 - 20.0MHz QPSK - Full RB Configuration)

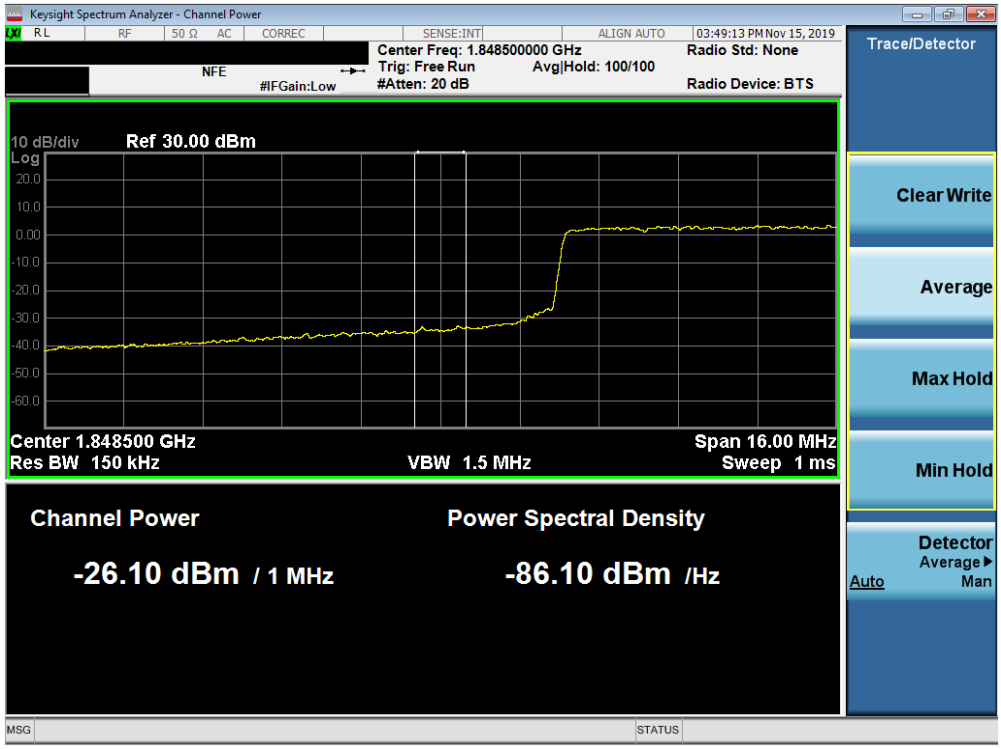

Plot 7-344. Lower Extended Band Edge Plot (Band 25/2 - 20.0MHz QPSK - Full RB Configuration)

© 2020 PCTEST V 9.0 02/01/2019

All rights reserved. Unless otherwise specified, no part of this report may be reproduced or utilized in any part, form or by any means, electronic or mechanical, including photocopying and microfilm, without permission in writing from PCTEST. If you have any questions about this international copyright or have an enquiry about obtaining additional rights to this report or assembly of contents thereof, please contact INFO@PCTEST.COM.

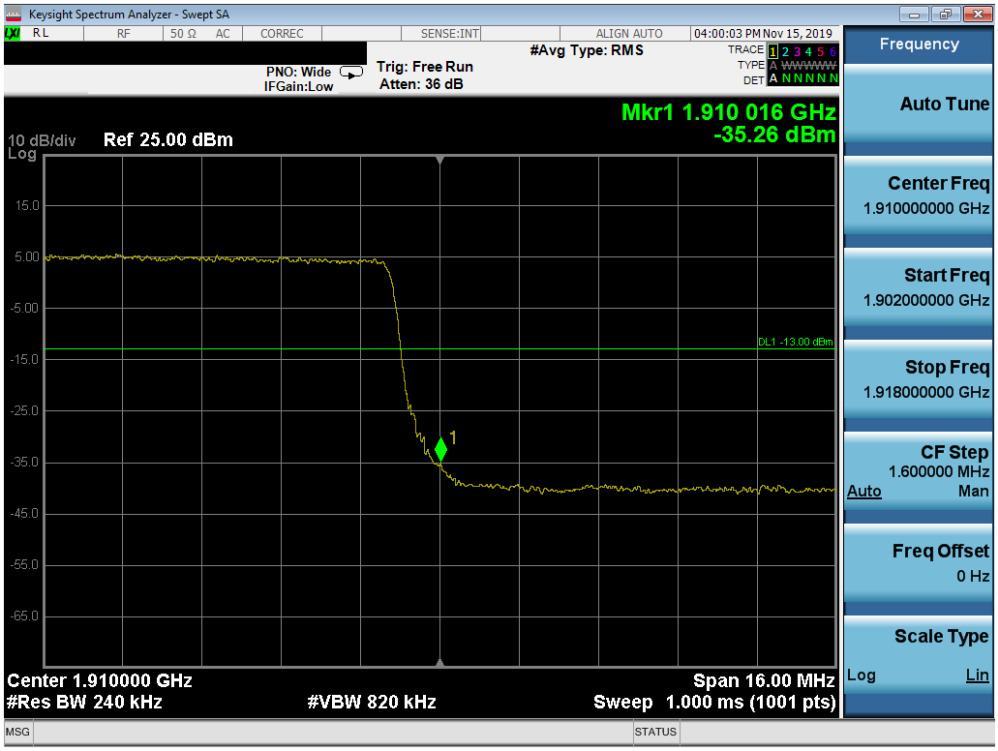

Plot 7-345. Lower Band Edge Plot (Band 2 – 20.0MHz QPSK - Full RB Configuration)

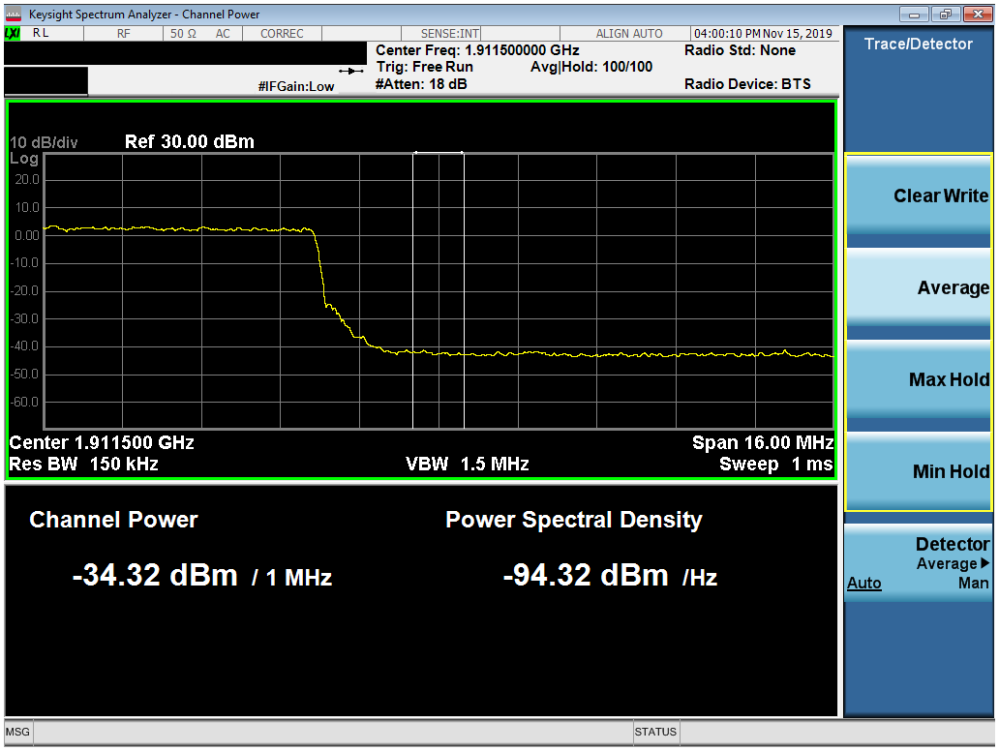

Plot 7-346. Lower Extended Band Edge Plot (Band 2 – 20.0MHz QPSK - Full RB Configuration)

© 2020 PCTEST
All rights reserved. Unless otherwise specified, no part of this report may be reproduced or utilized in any part, form or by any means, electronic or mechanical, including photocopying and microfilm, without permission in writing from PCTEST. If you have any questions about this international copyright or have an enquiry about obtaining additional rights to this report or assembly of contents thereof, please contact INFO@PCTEST.COM.

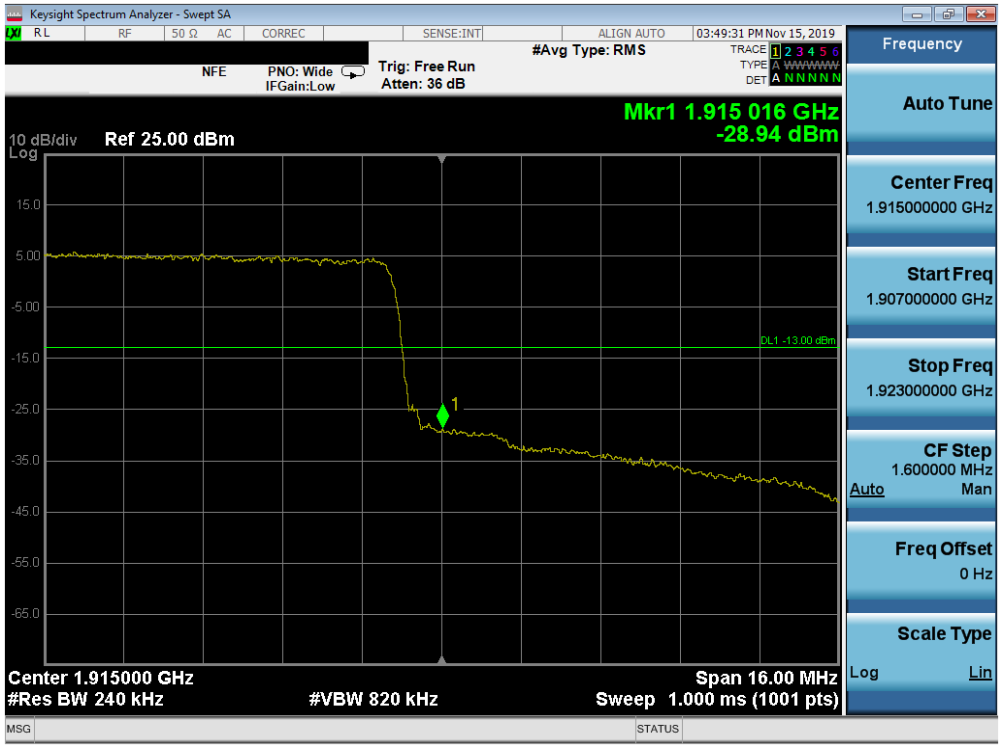

Plot 7-347. Upper Band Edge Plot (Band 25 - 20.0MHz QPSK - Full RB Configuration)

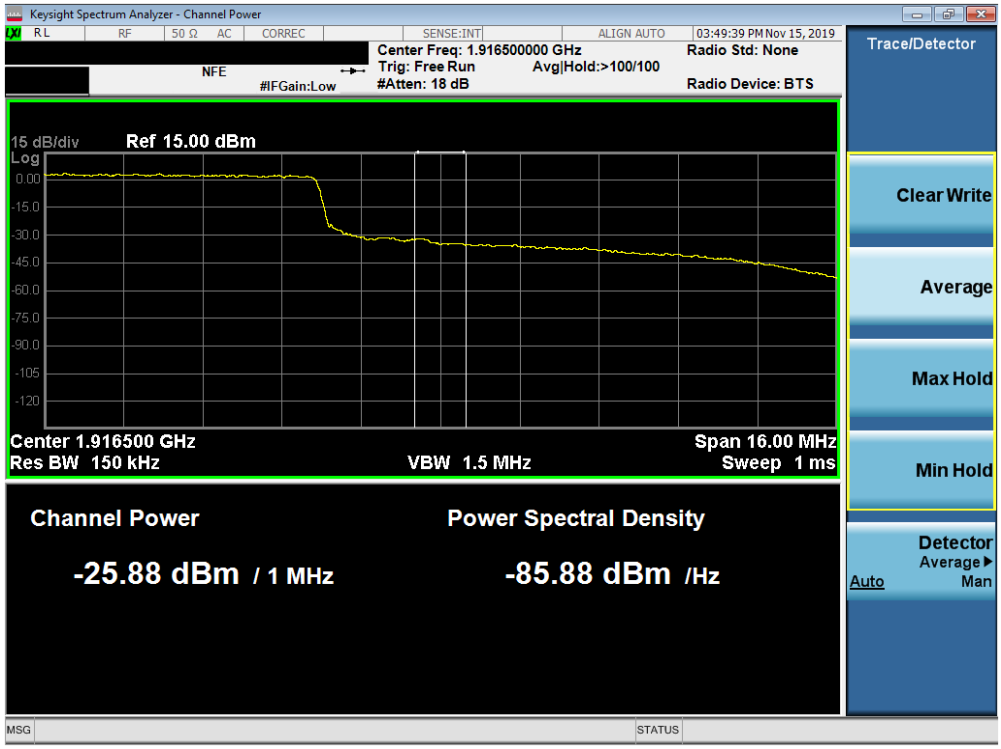

Plot 7-348. Upper Extended Band Edge Plot (Band 25 - 20.0MHz QPSK - Full RB Configuration)

© 2020 PCTEST V 9.0 02/01/2019

All rights reserved. Unless otherwise specified, no part of this report may be reproduced or utilized in any part, form or by any means, electronic or mechanical, including photocopying and microfilm, without permission in writing from PCTEST. If you have any questions about this international copyright or have an enquiry about obtaining additional rights to this report or assembly of contents thereof, please contact INFO@PCTEST.COM.

Band 30

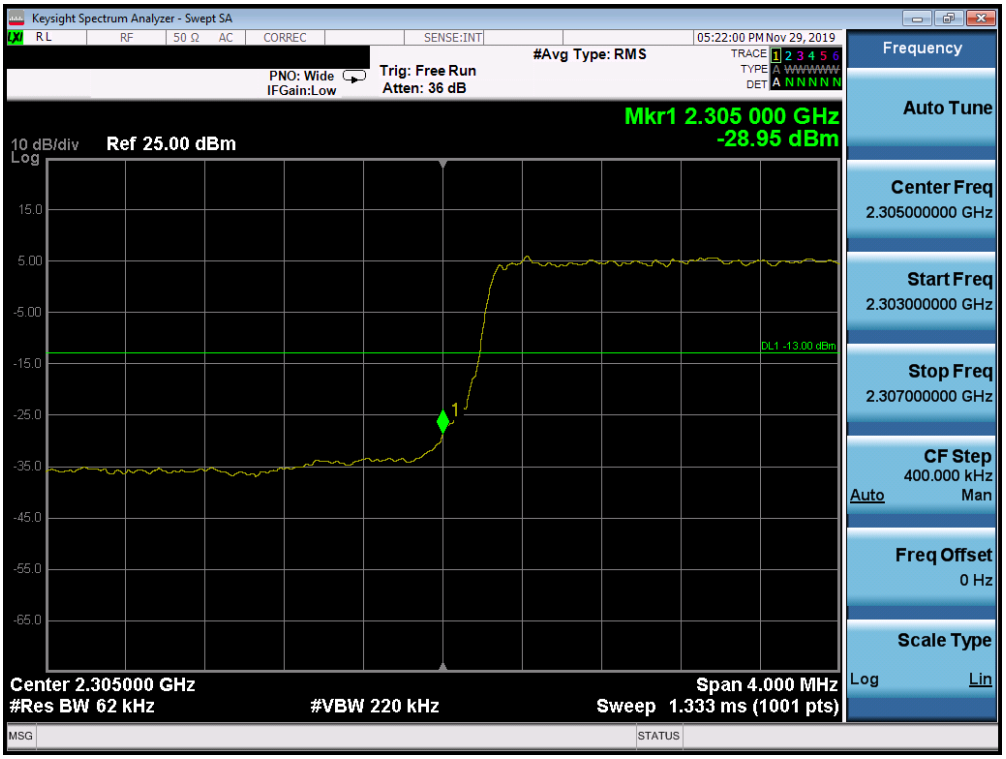

Plot 7-349. Lower Band Edge Plot (Band 30 - 5.0MHz QPSK - Full RB Configuration)

Plot 7-350. Lower Extended Band Edge Plot (Band 30 - 5.0MHz QPSK - Full RB Configuration)

© 2020 PCTEST V 9.0 02/01/2019
All rights reserved. Unless otherwise specified, no part of this report may be reproduced or utilized in any part, form or by any means, electronic or mechanical, including photocopying and microfilm, without permission in writing from PCTEST. If you have any questions about this international copyright or have an enquiry about obtaining additional rights to this report or assembly of contents thereof, please contact INFO@PCTEST.COM.

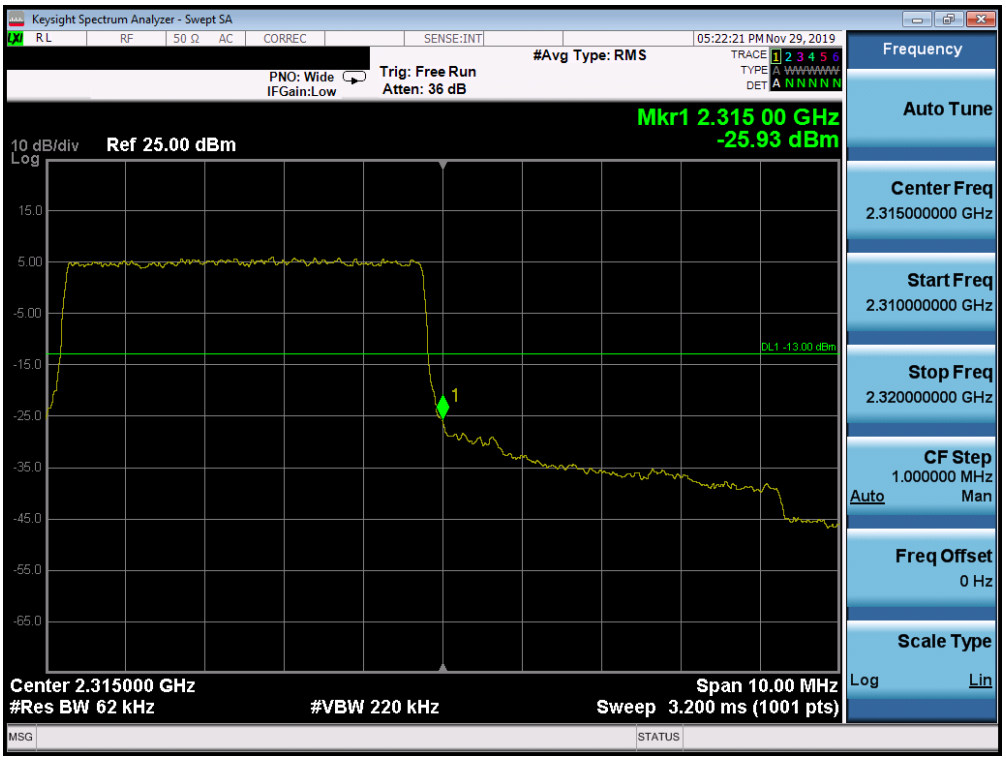

Plot 7-351. Upper Band Edge Plot (Band 30 - 5.0MHz QPSK - Full RB Configuration)

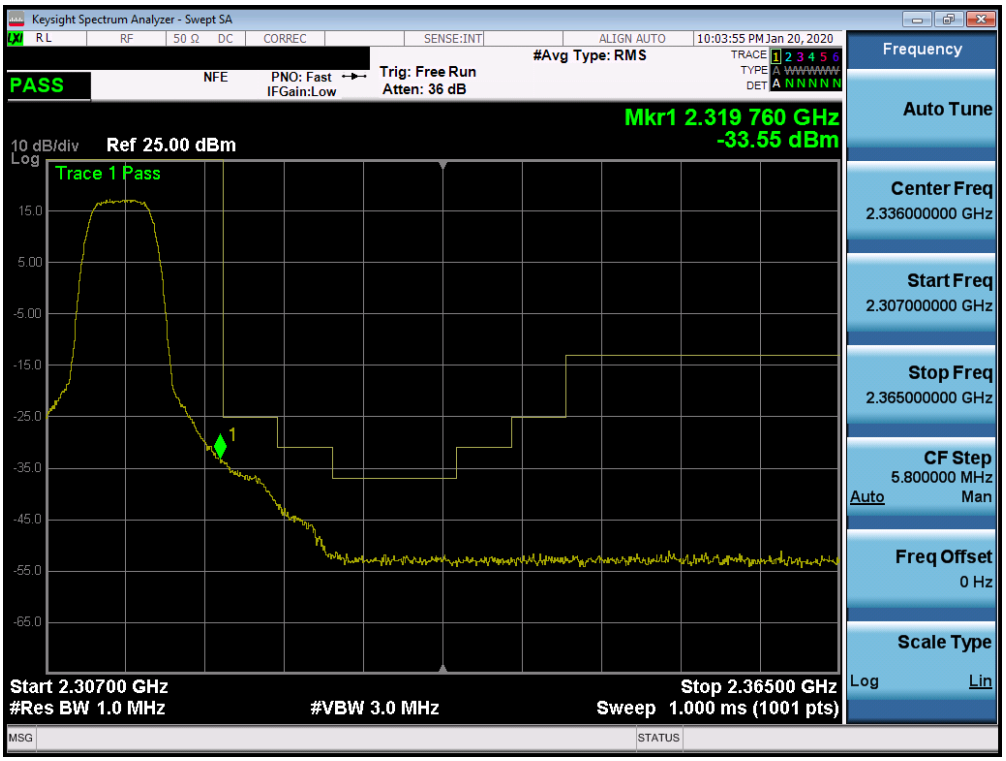

Plot 7-352. Upper Extended Band Edge Plot (Band 30 - 5.0MHz QPSK - Full RB Configuration)

© 2020 PCTEST V 9.0 02/01/2019
All rights reserved. Unless otherwise specified, no part of this report may be reproduced or utilized in any part, form or by any means, electronic or mechanical, including photocopying and microfilm, without permission in writing from PCTEST. If you have any questions about this international copyright or have an enquiry about obtaining additional rights to this report or assembly of contents thereof, please contact INFO@PCTEST.COM.

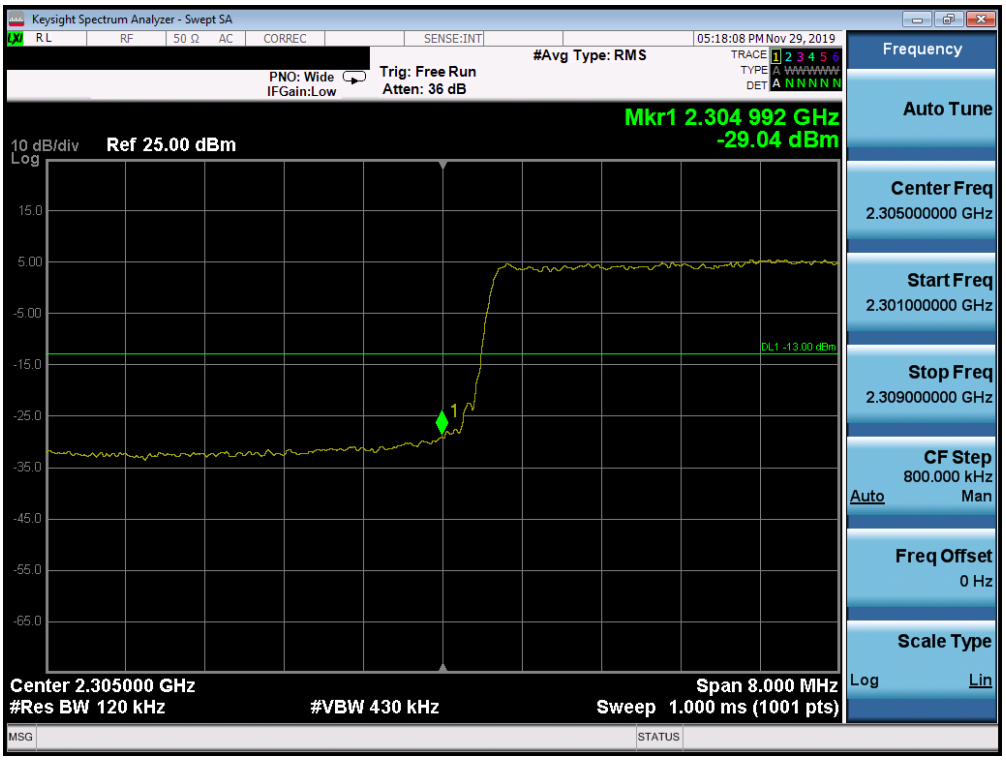

Plot 7-353. Lower Band Edge Plot (Band 30 - 10.0MHz QPSK - Full RB Configuration)

Plot 7-354. Lower Extended Band Edge Plot 2288MHz-2298MHz (Band 30 - 10.0MHz QPSK - Full RB Configuration)

© 2020 PCTEST V 9.0 02/01/2019

All rights reserved. Unless otherwise specified, no part of this report may be reproduced or utilized in any part, form or by any means, electronic or mechanical, including photocopying and microfilm, without permission in writing from PCTEST. If you have any questions about this international copyright or have an enquiry about obtaining additional rights to this report or assembly of contents thereof, please contact INFO@PCTEST.COM.

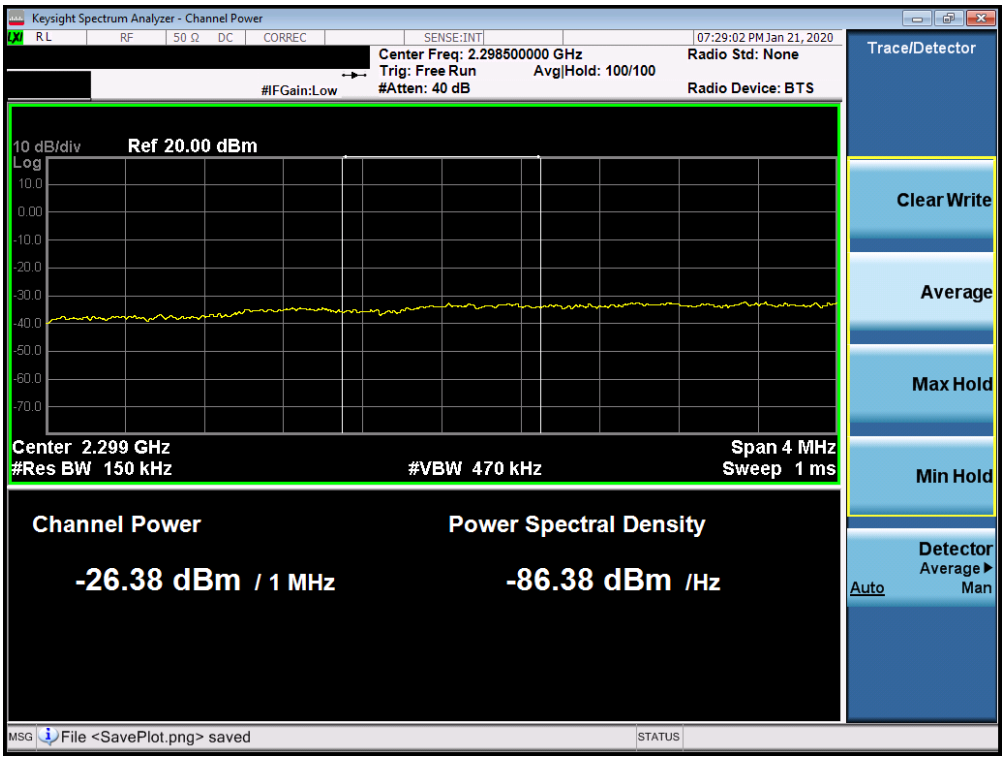

Plot 7-355. Lower Extended Band Edge Plot 2298MHz-2299MHz (Band 30 - 10.0MHz QPSK - Full RB Configuration)

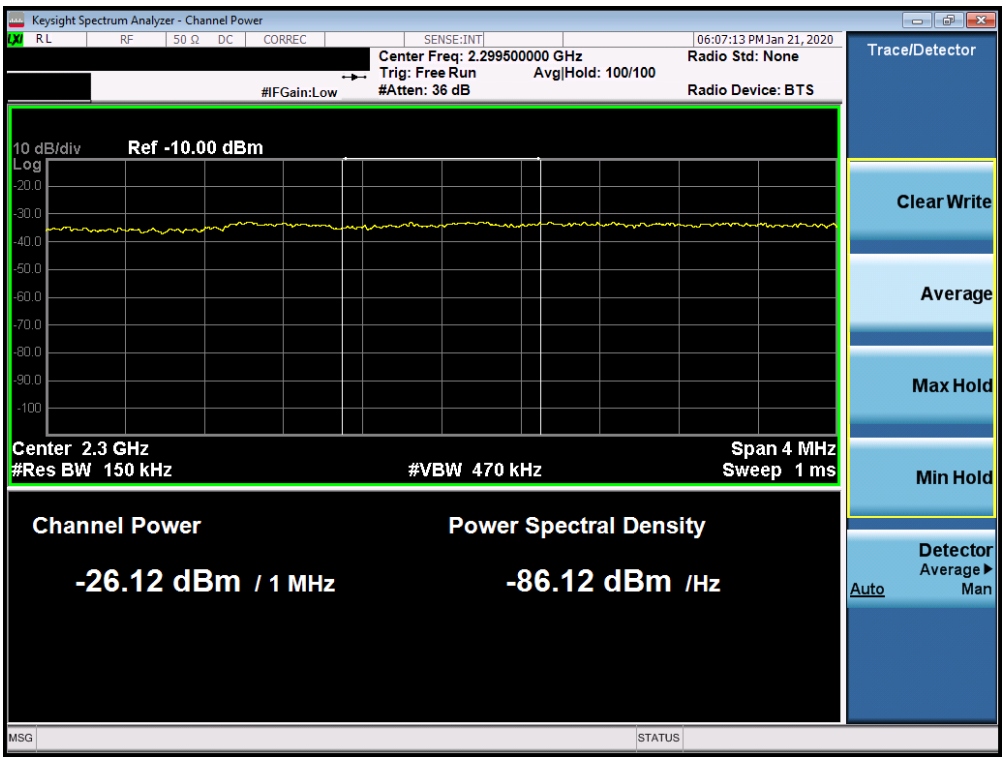

Plot 7-356. Lower Extended Band Edge Plot 2299MHz-2300MHz (Band 30 - 10.0MHz QPSK - Full RB Configuration)

© 2020 PCTEST V 9.0 02/01/2019

All rights reserved. Unless otherwise specified, no part of this report may be reproduced or utilized in any part, form or by any means, electronic or mechanical, including photocopying and microfilm, without permission in writing from PCTEST. If you have any questions about this international copyright or have an enquiry about obtaining additional rights to this report or assembly of contents thereof, please contact INFO@PCTEST.COM.

Plot 7-357. Lower Extended Band Edge Plot 2300MHz-2304MHz (Band 30 - 10.0MHz QPSK - Full RB Configuration)

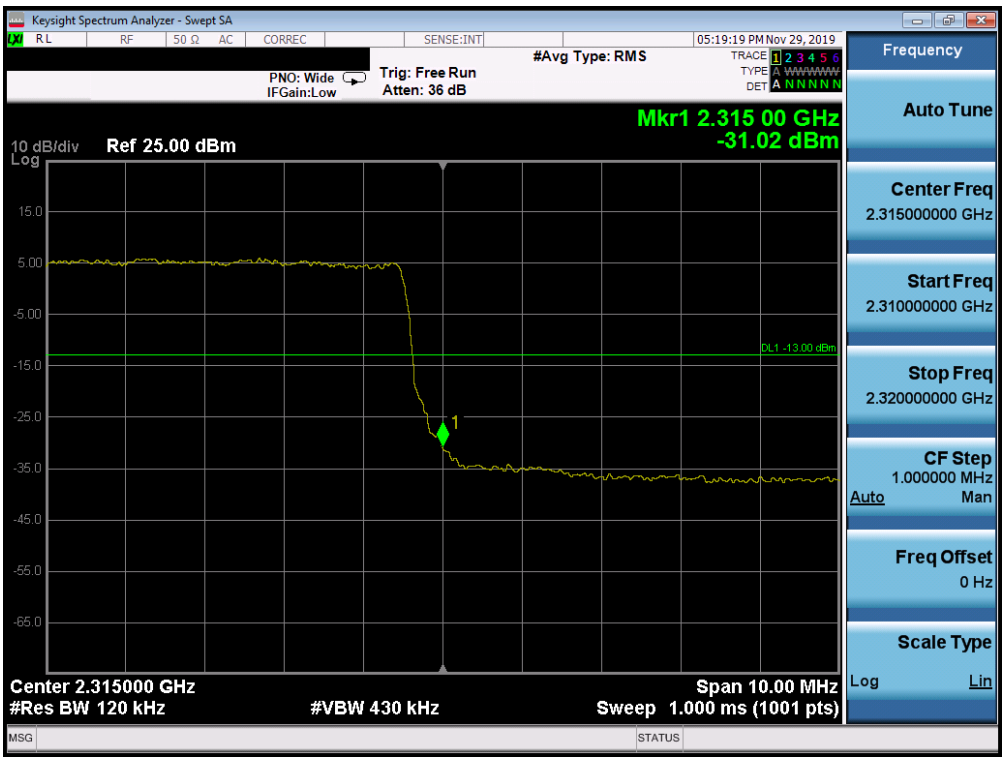

Plot 7-358. Upper Band Edge Plot (Band 30 - 10.0MHz QPSK - Full RB Configuration)

© 2020 PCTEST V 9.0 02/01/2019
All rights reserved. Unless otherwise specified, no part of this report may be reproduced or utilized in any part, form or by any means, electronic or mechanical, including photocopying and microfilm, without permission in writing from PCTEST. If you have any questions about this international copyright or have an enquiry about obtaining additional rights to this report or assembly of contents thereof, please contact INFO@PCTEST.COM.

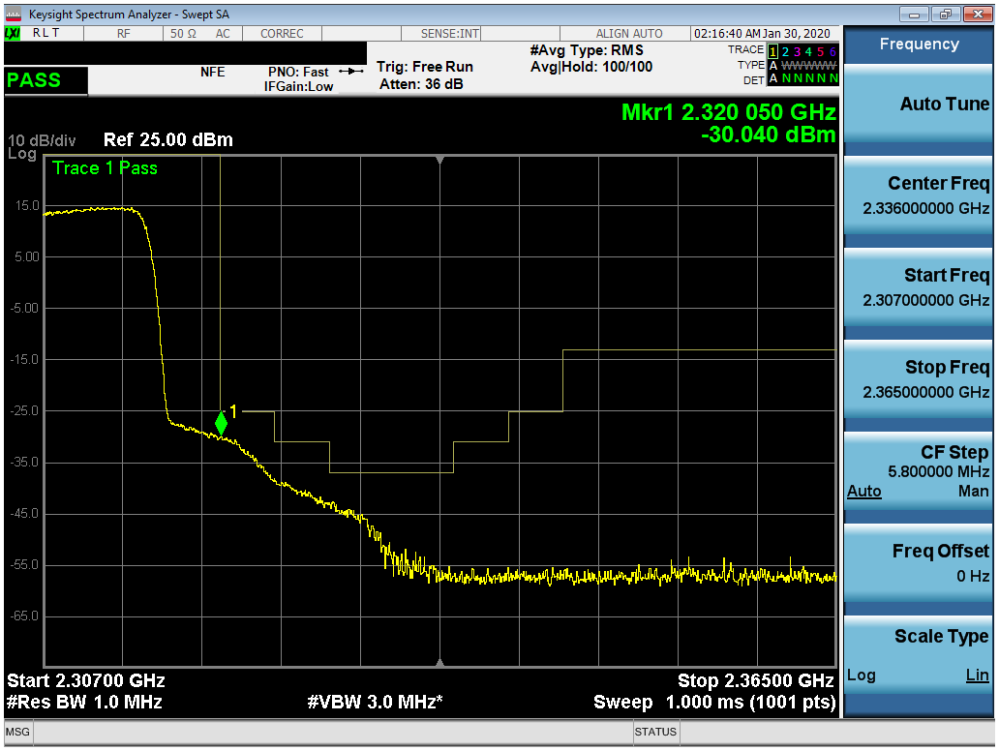

Plot 7-359. Upper Extended Band Edge Plot (Band 30 - 10.0MHz QPSK - Full RB Configuration)

© 2020 PCTEST V 9.0 02/01/2019

All rights reserved. Unless otherwise specified, no part of this report may be reproduced or utilized in any part, form or by any means, electronic or mechanical, including photocopying and microfilm, without permission in writing from PCTEST. If you have any questions about this international copyright or have an enquiry about obtaining additional rights to this report or assembly of contents thereof, please contact INFO@PCTEST.COM.

Band 7

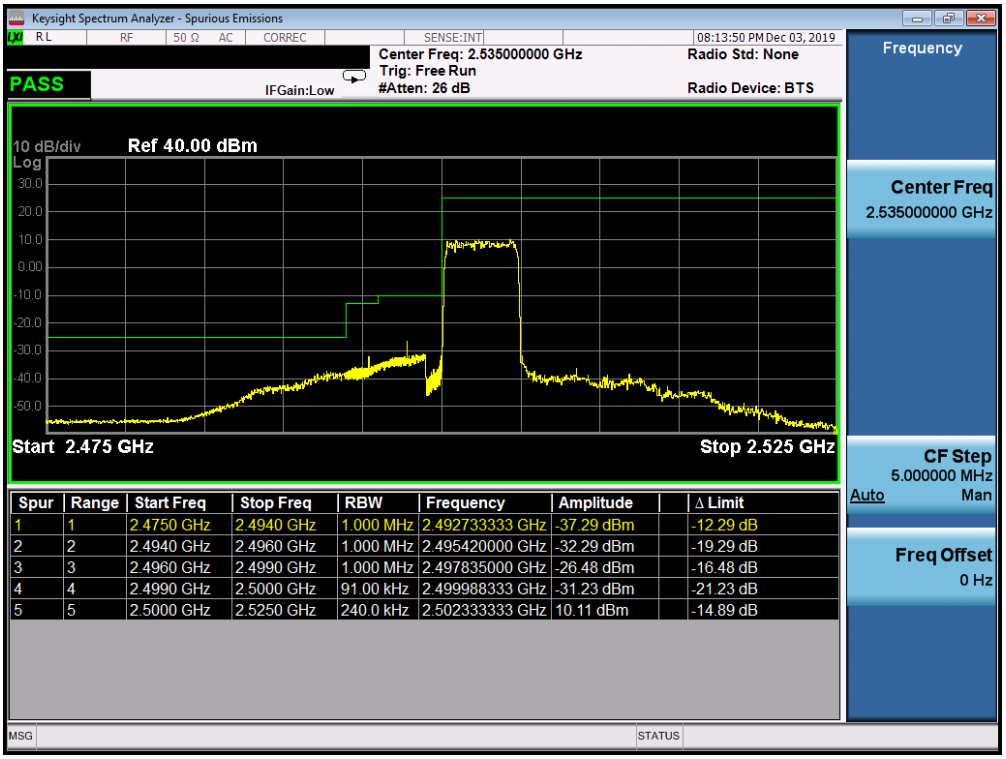

Spur	Range	Start Freq	Stop Freq	RBW	Frequency	Amplitude	Δ Limit
1	1	2.4750 GHz	2.4940 GHz	1.000 MHz	2.492733333 GHz	-37.29 dBm	-12.29 dB
2	2	2.4940 GHz	2.4960 GHz	1.000 MHz	2.495420000 GHz	-32.29 dBm	-19.29 dB
3	3	2.4960 GHz	2.4990 GHz	1.000 MHz	2.497835000 GHz	-26.48 dBm	-16.48 dB
4	4	2.4990 GHz	2.5000 GHz	91.00 kHz	2.499988333 GHz	-31.23 dBm	-21.23 dB
5	5	2.5000 GHz	2.5250 GHz	240.0 kHz	2.502333333 GHz	10.11 dBm	-14.89 dB

Plot 7-360. Lower ACP Plot (Band 7 - 5.0MHz QPSK - Full RB Configuration)

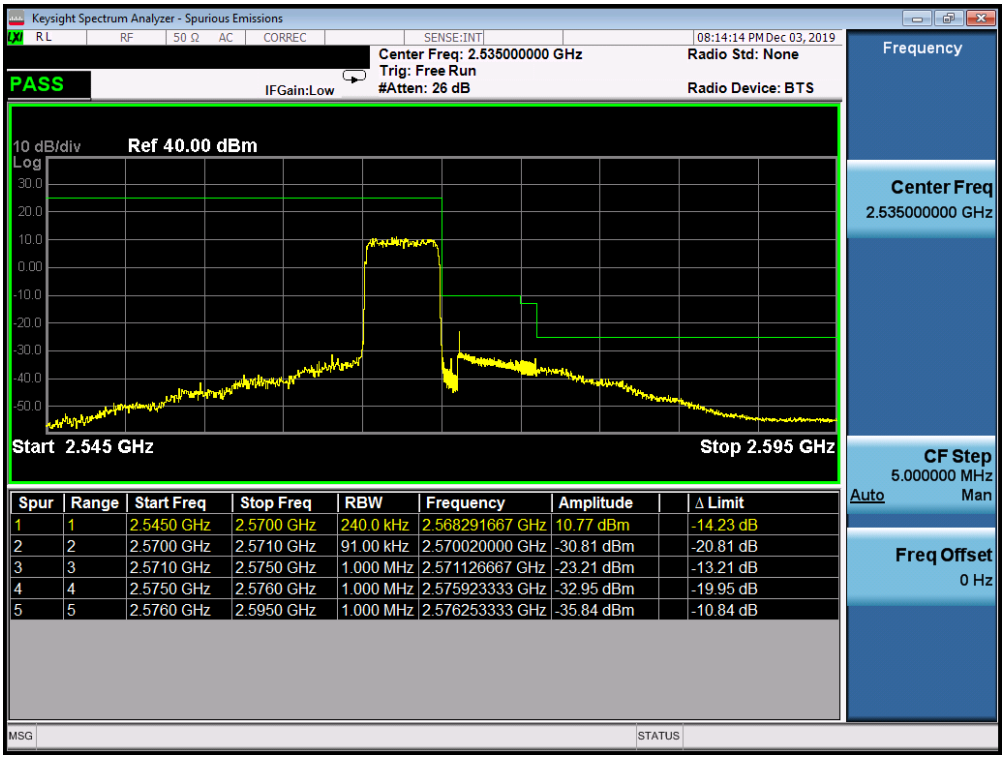

Spur	Range	Start Freq	Stop Freq	RBW	Frequency	Amplitude	Δ Limit
1	1	2.5450 GHz	2.5700 GHz	240.0 kHz	2.568291667 GHz	10.77 dBm	-14.23 dB
2	2	2.5700 GHz	2.5710 GHz	91.00 kHz	2.570020000 GHz	-30.81 dBm	-20.81 dB
3	3	2.5710 GHz	2.5750 GHz	1.000 MHz	2.571126667 GHz	-23.21 dBm	-13.21 dB
4	4	2.5750 GHz	2.5760 GHz	1.000 MHz	2.575923333 GHz	-32.95 dBm	-19.95 dB
5	5	2.5760 GHz	2.5950 GHz	1.000 MHz	2.576253333 GHz	-35.84 dBm	-10.84 dB

Plot 7-361. Higher ACP Plot (Band 7 - 5.0MHz QPSK - Full RB Configuration)

© 2020 PCTEST V 9.0 02/01/2019
All rights reserved. Unless otherwise specified, no part of this report may be reproduced or utilized in any part, form or by any means, electronic or mechanical, including photocopying and microfilm, without permission in writing from PCTEST. If you have any questions about this international copyright or have an enquiry about obtaining additional rights to this report or assembly of contents thereof, please contact INFO@PCTEST.COM.

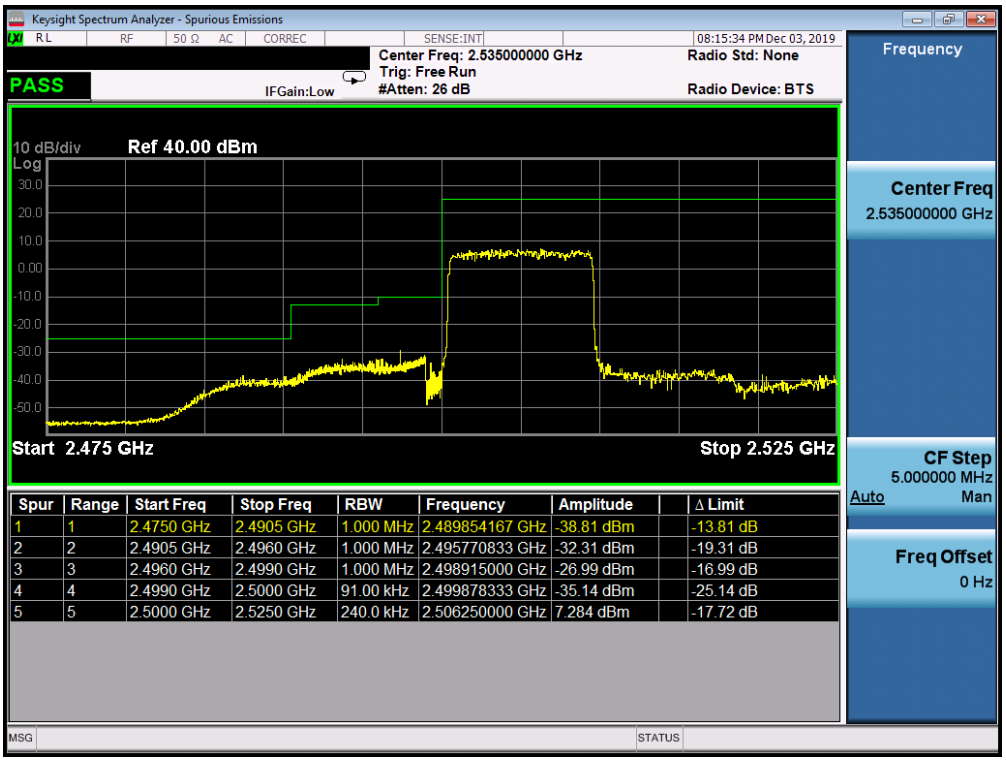

Spur	Range	Start Freq	Stop Freq	RBW	Frequency	Amplitude	Δ Limit
1	1	2.4750 GHz	2.4905 GHz	1.000 MHz	2.489854167 GHz	-38.81 dBm	-13.81 dB
2	2	2.4905 GHz	2.4960 GHz	1.000 MHz	2.495770833 GHz	-32.31 dBm	-19.31 dB
3	3	2.4960 GHz	2.4990 GHz	1.000 MHz	2.498915000 GHz	-26.99 dBm	-16.99 dB
4	4	2.4990 GHz	2.5000 GHz	91.00 kHz	2.499878333 GHz	-35.14 dBm	-25.14 dB
5	5	2.5000 GHz	2.5250 GHz	240.0 kHz	2.506250000 GHz	7.284 dBm	-17.72 dB

Plot 7-362. Lower ACP Plot (Band 7 - 10.0MHz QPSK - Full RB Configuration)

Spur	Range	Start Freq	Stop Freq	RBW	Frequency	Amplitude	Δ Limit
1	1	2.5450 GHz	2.5700 GHz	240.0 kHz	2.564708333 GHz	8.800 dBm	-16.20 dB
2	2	2.5700 GHz	2.5710 GHz	91.00 kHz	2.570118333 GHz	-35.34 dBm	-25.34 dB
3	3	2.5710 GHz	2.5750 GHz	1.000 MHz	2.571766667 GHz	-26.68 dBm	-16.68 dB
4	4	2.5745 GHz	2.5745 GHz	1.000 MHz	2.574505999 GHz	-26.43 dBm	-13.43 dB
5	5	2.5745 GHz	2.5950 GHz	1.000 MHz	2.574984193 GHz	-31.35 dBm	-6.352 dB

Plot 7-363. Higher ACP Plot (Band 7 - 10.0MHz QPSK - Full RB Configuration)

© 2020 PCTEST V 9.0 02/01/2019
All rights reserved. Unless otherwise specified, no part of this report may be reproduced or utilized in any part, form or by any means, electronic or mechanical, including photocopying and microfilm, without permission in writing from PCTEST. If you have any questions about this international copyright or have an enquiry about obtaining additional rights to this report or assembly of contents thereof, please contact INFO@PCTEST.COM.

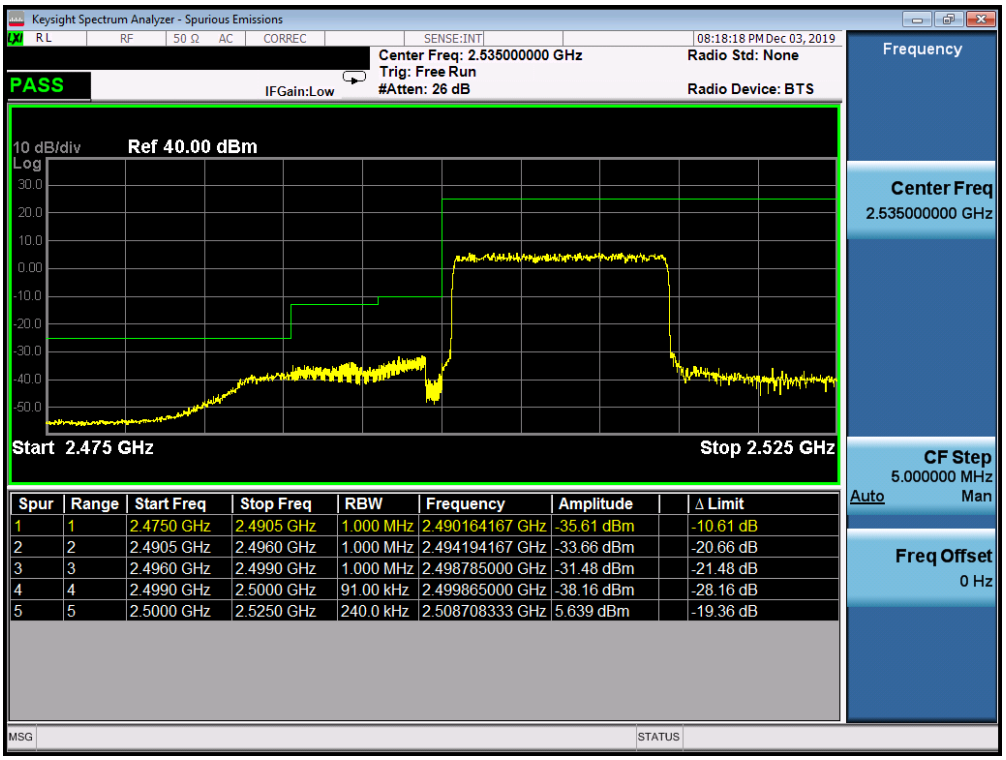

Spur	Range	Start Freq	Stop Freq	RBW	Frequency	Amplitude	Δ Limit
1	1	2.4750 GHz	2.4905 GHz	1.000 MHz	2.490164167 GHz	-35.61 dBm	-10.61 dB
2	2	2.4905 GHz	2.4960 GHz	1.000 MHz	2.494194167 GHz	-33.66 dBm	-20.66 dB
3	3	2.4960 GHz	2.4990 GHz	1.000 MHz	2.498785000 GHz	-31.48 dBm	-21.48 dB
4	4	2.4990 GHz	2.5000 GHz	91.00 kHz	2.499865000 GHz	-38.16 dBm	-28.16 dB
5	5	2.5000 GHz	2.5250 GHz	240.0 kHz	2.508708333 GHz	5.639 dBm	-19.36 dB

Plot 7-364. Lower ACP Plot (Band 7 - 15.0MHz QPSK - Full RB Configuration)

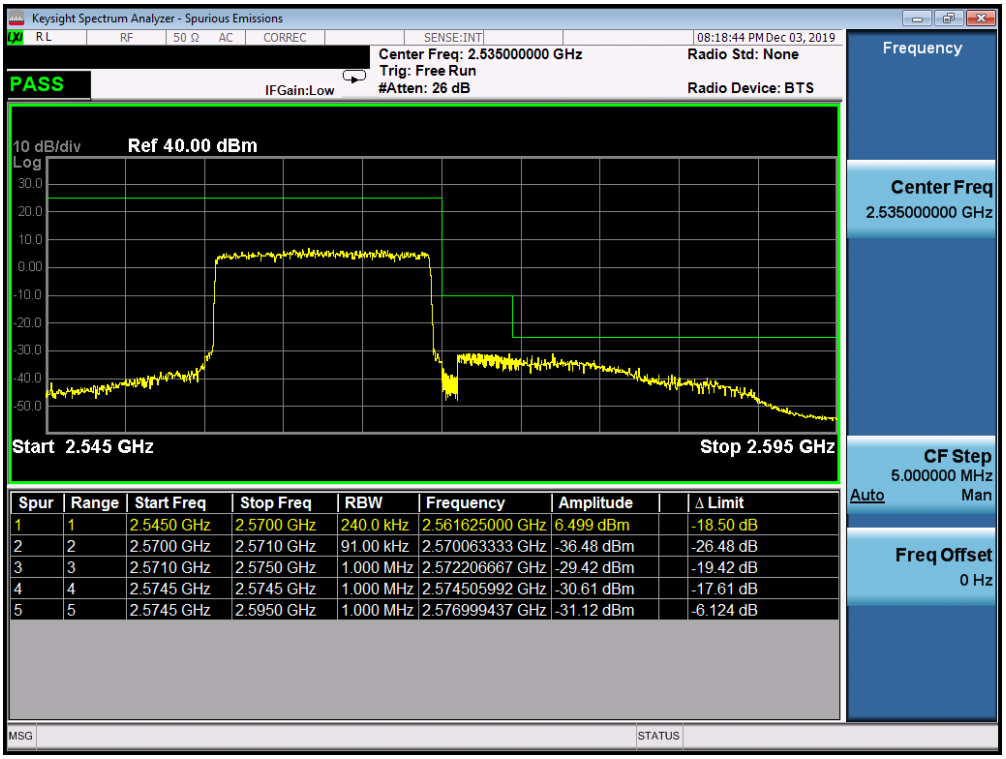

Spur	Range	Start Freq	Stop Freq	RBW	Frequency	Amplitude	Δ Limit
1	1	2.5450 GHz	2.5700 GHz	240.0 kHz	2.561625000 GHz	6.499 dBm	-18.50 dB
2	2	2.5700 GHz	2.5710 GHz	91.00 kHz	2.570063333 GHz	-36.48 dBm	-26.48 dB
3	3	2.5710 GHz	2.5750 GHz	1.000 MHz	2.572206667 GHz	-29.42 dBm	-19.42 dB
4	4	2.5745 GHz	2.5745 GHz	1.000 MHz	2.574505992 GHz	-30.61 dBm	-17.61 dB
5	5	2.5745 GHz	2.5950 GHz	1.000 MHz	2.576999437 GHz	-31.12 dBm	-6.124 dB

Plot 7-365. Higher ACP Plot (Band 7 - 15.0MHz QPSK - Full RB Configuration)

© 2020 PCTEST V 9.0 02/01/2019
All rights reserved. Unless otherwise specified, no part of this report may be reproduced or utilized in any part, form or by any means, electronic or mechanical, including photocopying and microfilm, without permission in writing from PCTEST. If you have any questions about this international copyright or have an enquiry about obtaining additional rights to this report or assembly of contents thereof, please contact INFO@PCTEST.COM.

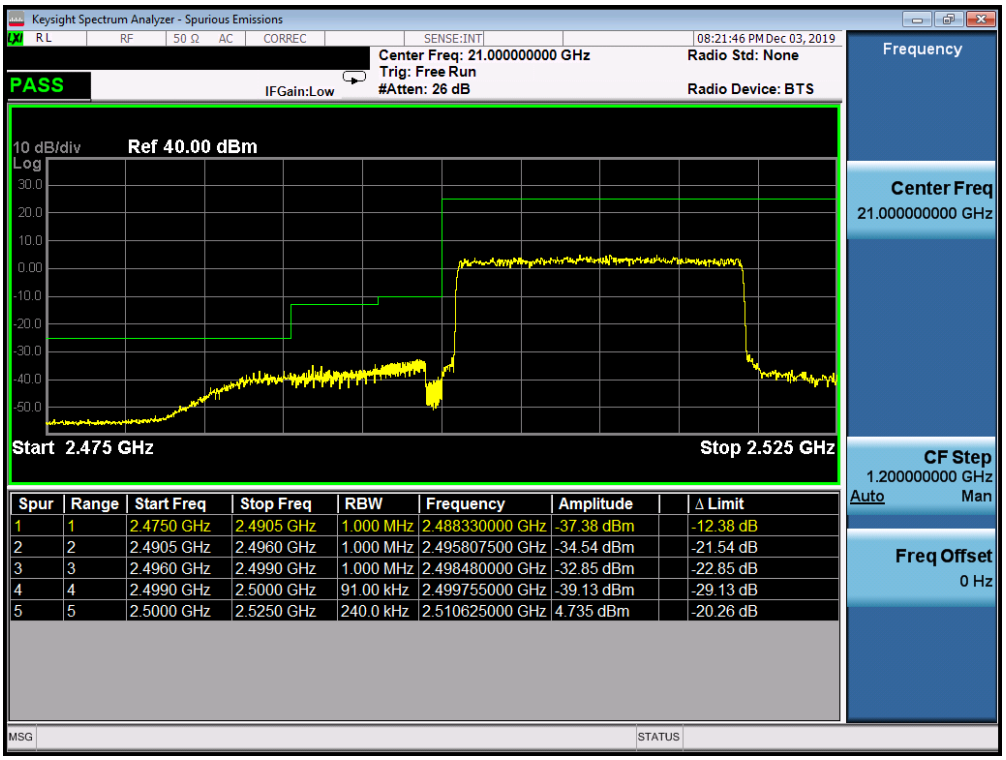

Spur	Range	Start Freq	Stop Freq	RBW	Frequency	Amplitude	Δ Limit
1	1	2.4750 GHz	2.4905 GHz	1.000 MHz	2.488330000 GHz	-37.38 dBm	-12.38 dB
2	2	2.4905 GHz	2.4960 GHz	1.000 MHz	2.495807500 GHz	-34.54 dBm	-21.54 dB
3	3	2.4960 GHz	2.4990 GHz	1.000 MHz	2.498480000 GHz	-32.85 dBm	-22.85 dB
4	4	2.4990 GHz	2.5000 GHz	91.00 kHz	2.499755000 GHz	-39.13 dBm	-29.13 dB
5	5	2.5000 GHz	2.5250 GHz	240.0 kHz	2.510625000 GHz	4.735 dBm	-20.26 dB

Plot 7-366. Lower ACP Plot (Band 7 - 20.0MHz QPSK - Full RB Configuration)

Spur	Range	Start Freq	Stop Freq	RBW	Frequency	Amplitude	Δ Limit
1	1	2.5450 GHz	2.5700 GHz	240.0 kHz	2.554708333 GHz	5.253 dBm	-19.75 dB
2	2	2.5700 GHz	2.5710 GHz	91.00 kHz	2.570443333 GHz	-32.49 dBm	-22.49 dB
3	3	2.5710 GHz	2.5750 GHz	1.000 MHz	2.571520000 GHz	-25.19 dBm	-15.19 dB
4	4	2.5745 GHz	2.5745 GHz	1.000 MHz	2.574505999 GHz	-27.70 dBm	-14.70 dB
5	5	2.5745 GHz	2.5950 GHz	1.000 MHz	2.574984193 GHz	-28.52 dBm	-3.524 dB

Plot 7-367. Upper ACP Plot (Band 7 - 20.0MHz QPSK - Full RB Configuration)

© 2020 PCTEST V 9.0 02/01/2019
All rights reserved. Unless otherwise specified, no part of this report may be reproduced or utilized in any part, form or by any means, electronic or mechanical, including photocopying and microfilm, without permission in writing from PCTEST. If you have any questions about this international copyright or have an enquiry about obtaining additional rights to this report or assembly of contents thereof, please contact INFO@PCTEST.COM.

Band 41 PC2

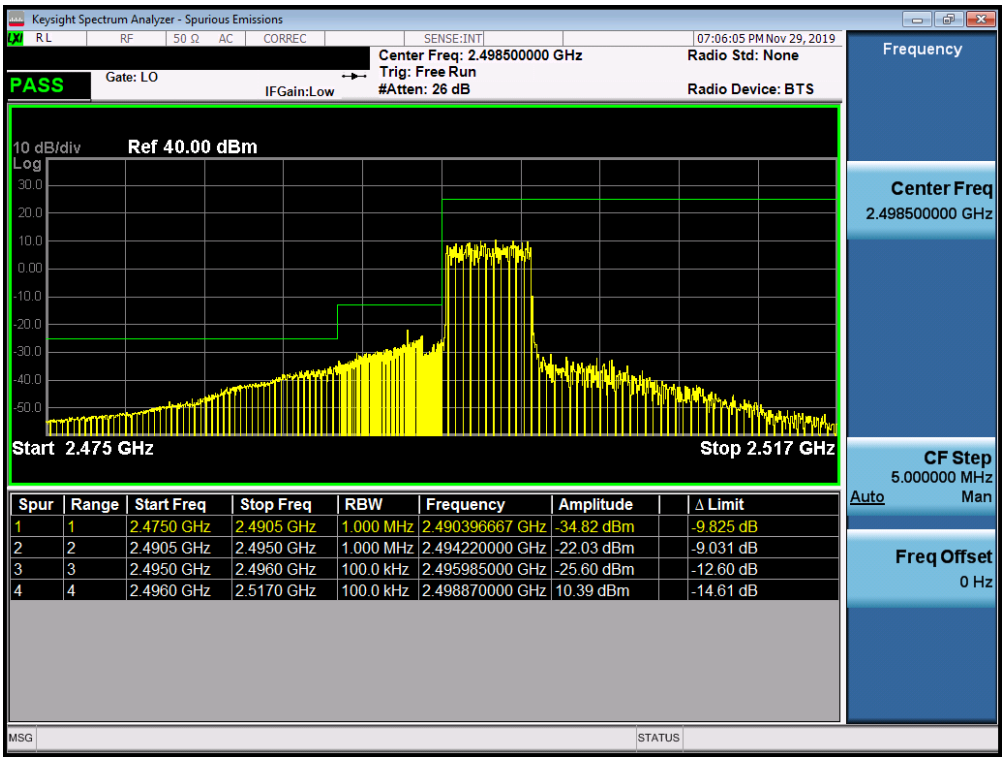

Spur	Range	Start Freq	Stop Freq	RBW	Frequency	Amplitude	Δ Limit
1	1	2.4750 GHz	2.4905 GHz	1.000 MHz	2.490396667 GHz	-34.82 dBm	-9.825 dB
2	2	2.4905 GHz	2.4950 GHz	1.000 MHz	2.494220000 GHz	-22.03 dBm	-9.031 dB
3	3	2.4950 GHz	2.4960 GHz	100.0 kHz	2.495985000 GHz	-25.60 dBm	-12.60 dB
4	4	2.4960 GHz	2.5170 GHz	100.0 kHz	2.498870000 GHz	10.39 dBm	-14.61 dB

Plot 7-368. Lower ACP Plot at 2496 MHz (Band 41 PC2 - 5.0MHz QPSK - Full RB Configuration)

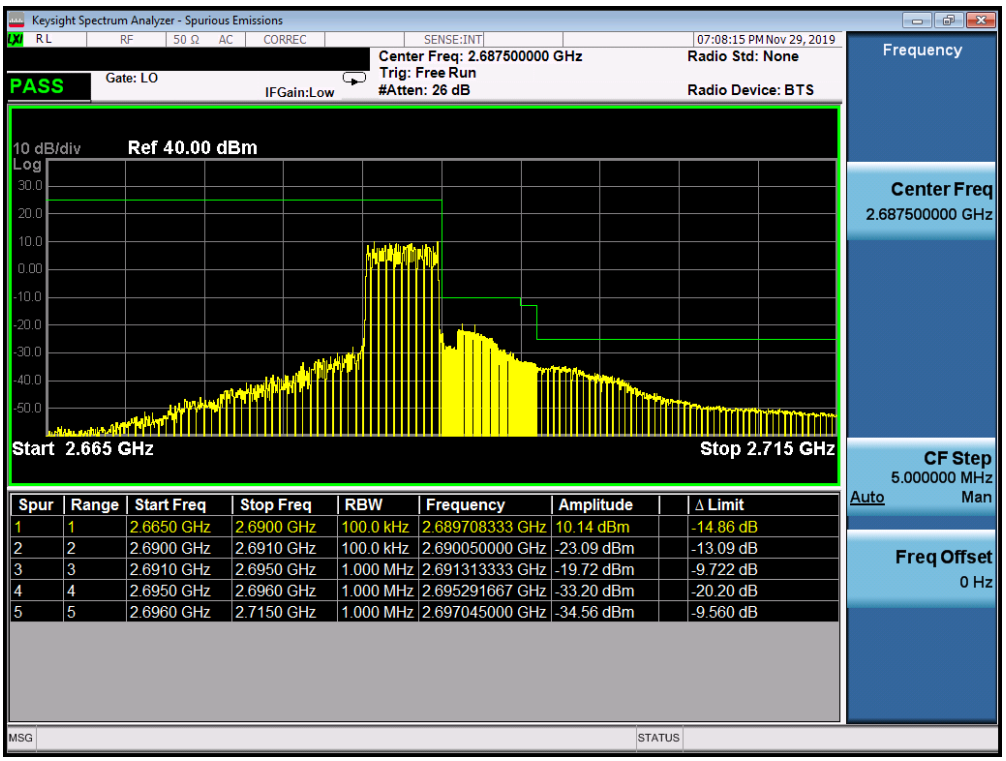

Spur	Range	Start Freq	Stop Freq	RBW	Frequency	Amplitude	Δ Limit
1	1	2.6650 GHz	2.6900 GHz	100.0 kHz	2.689708333 GHz	10.14 dBm	-14.86 dB
2	2	2.6900 GHz	2.6910 GHz	100.0 kHz	2.690050000 GHz	-23.09 dBm	-13.09 dB
3	3	2.6910 GHz	2.6950 GHz	1.000 MHz	2.691313333 GHz	-19.72 dBm	-9.722 dB
4	4	2.6950 GHz	2.6960 GHz	1.000 MHz	2.695291667 GHz	-33.20 dBm	-20.20 dB
5	5	2.6960 GHz	2.7150 GHz	1.000 MHz	2.697045000 GHz	-34.56 dBm	-9.560 dB

Plot 7-369. Upper ACP Plot (Band 41 PC2 - 5.0MHz QPSK - Full RB Configuration)

© 2020 PCTEST V 9.0 02/01/2019
All rights reserved. Unless otherwise specified, no part of this report may be reproduced or utilized in any part, form or by any means, electronic or mechanical, including photocopying and microfilm, without permission in writing from PCTEST. If you have any questions about this international copyright or have an enquiry about obtaining additional rights to this report or assembly of contents thereof, please contact INFO@PCTEST.COM.

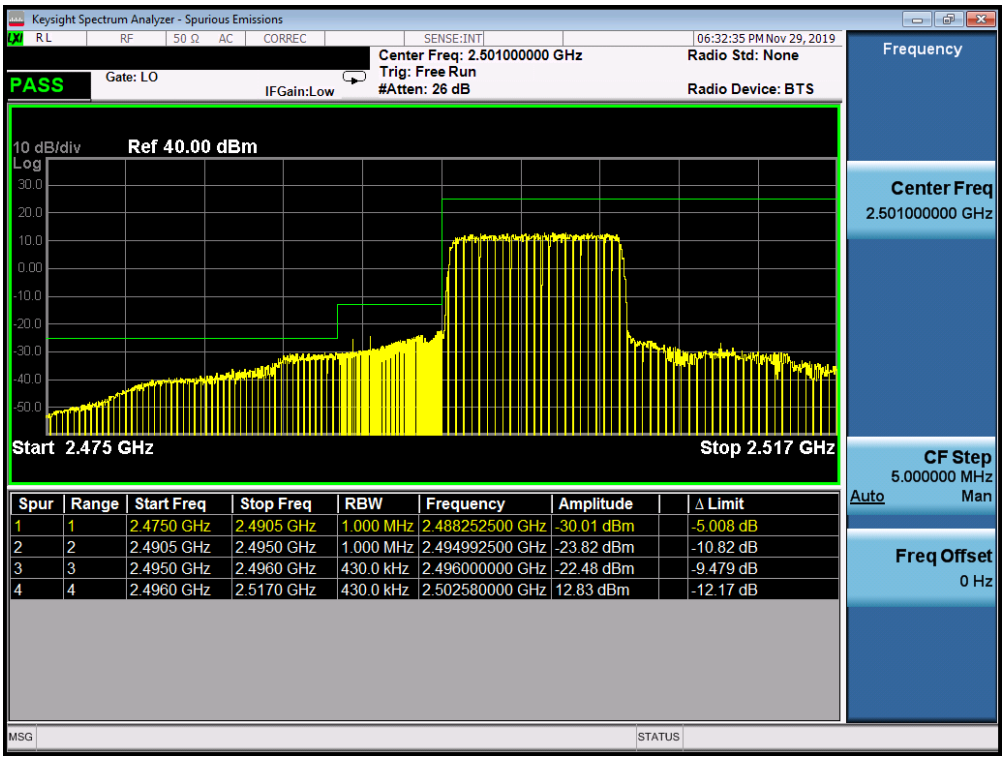

Spur	Range	Start Freq	Stop Freq	RBW	Frequency	Amplitude	Δ Limit
1	1	2.4750 GHz	2.4905 GHz	1.000 MHz	2.488252500 GHz	-30.01 dBm	-5.008 dB
2	2	2.4905 GHz	2.4950 GHz	1.000 MHz	2.494992500 GHz	-23.82 dBm	-10.82 dB
3	3	2.4950 GHz	2.4960 GHz	430.0 kHz	2.496000000 GHz	-22.48 dBm	-9.479 dB
4	4	2.4960 GHz	2.5170 GHz	430.0 kHz	2.502580000 GHz	12.83 dBm	-12.17 dB

Plot 7-370. Lower ACP Plot at 2496 MHz (Band 41 PC2 - 10.0MHz QPSK - Full RB Configuration)

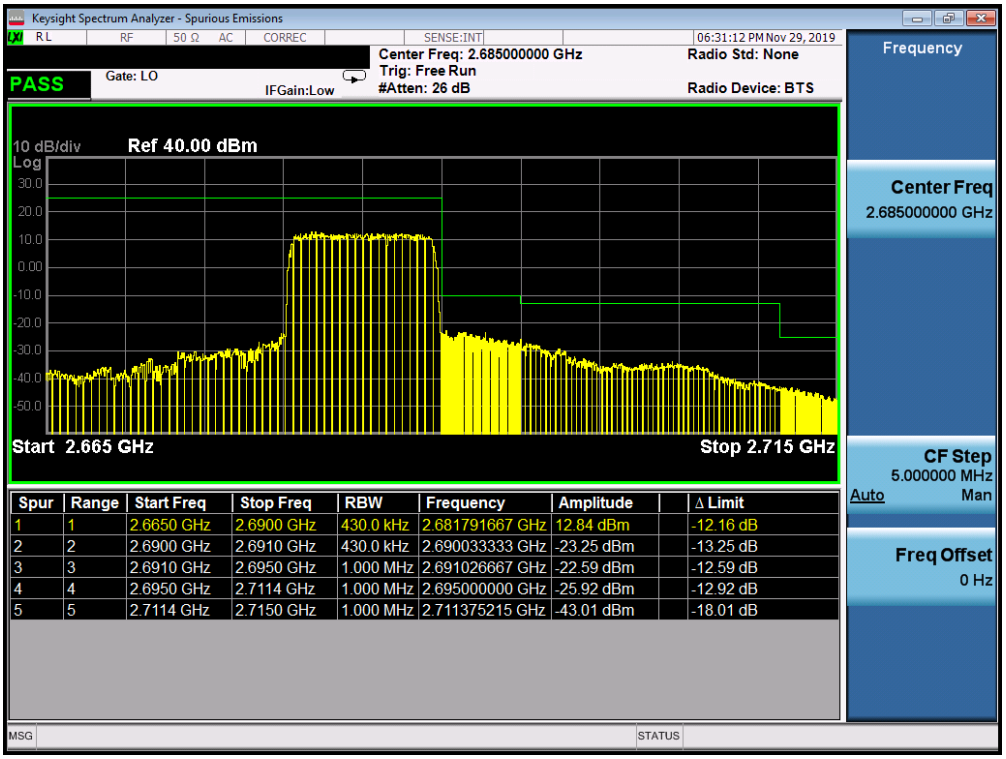

Spur	Range	Start Freq	Stop Freq	RBW	Frequency	Amplitude	Δ Limit
1	1	2.6650 GHz	2.6900 GHz	430.0 kHz	2.681791667 GHz	12.84 dBm	-12.16 dB
2	2	2.6900 GHz	2.6910 GHz	430.0 kHz	2.690033333 GHz	-23.25 dBm	-13.25 dB
3	3	2.6910 GHz	2.6950 GHz	1.000 MHz	2.691026667 GHz	-22.59 dBm	-12.59 dB
4	4	2.6950 GHz	2.7114 GHz	1.000 MHz	2.695000000 GHz	-25.92 dBm	-12.92 dB
5	5	2.7114 GHz	2.7150 GHz	1.000 MHz	2.711375215 GHz	-43.01 dBm	-18.01 dB

Plot 7-371. Upper ACP Plot (Band 41 PC2 - 10.0MHz QPSK - Full RB Configuration)

© 2020 PCTEST V 9.0 02/01/2019
All rights reserved. Unless otherwise specified, no part of this report may be reproduced or utilized in any part, form or by any means, electronic or mechanical, including photocopying and microfilm, without permission in writing from PCTEST. If you have any questions about this international copyright or have an enquiry about obtaining additional rights to this report or assembly of contents thereof, please contact INFO@PCTEST.COM.

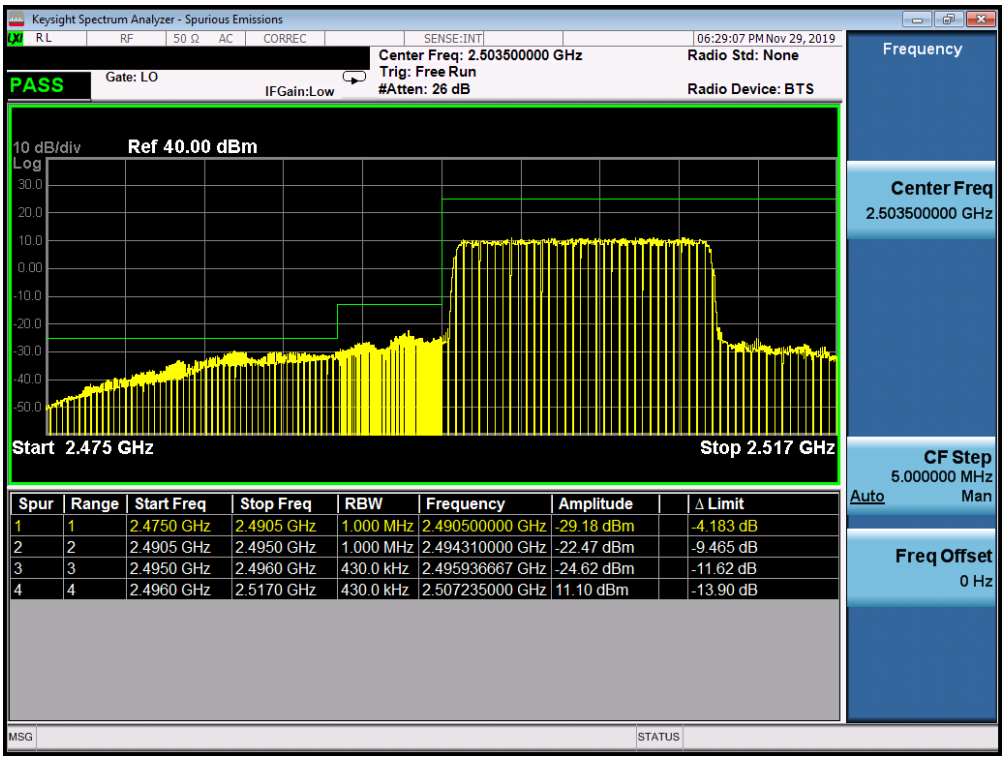

Spur	Range	Start Freq	Stop Freq	RBW	Frequency	Amplitude	Δ Limit
1	1	2.4750 GHz	2.4905 GHz	1.000 MHz	2.490500000 GHz	-29.18 dBm	-4.183 dB
2	2	2.4905 GHz	2.4950 GHz	1.000 MHz	2.494310000 GHz	-22.47 dBm	-9.465 dB
3	3	2.4950 GHz	2.4960 GHz	430.0 kHz	2.495936667 GHz	-24.62 dBm	-11.62 dB
4	4	2.4960 GHz	2.5170 GHz	430.0 kHz	2.507235000 GHz	11.10 dBm	-13.90 dB

Plot 7-372. Lower ACP Plot at 2496 MHz (Band 41 PC2 - 15.0MHz QPSK - Full RB Configuration)

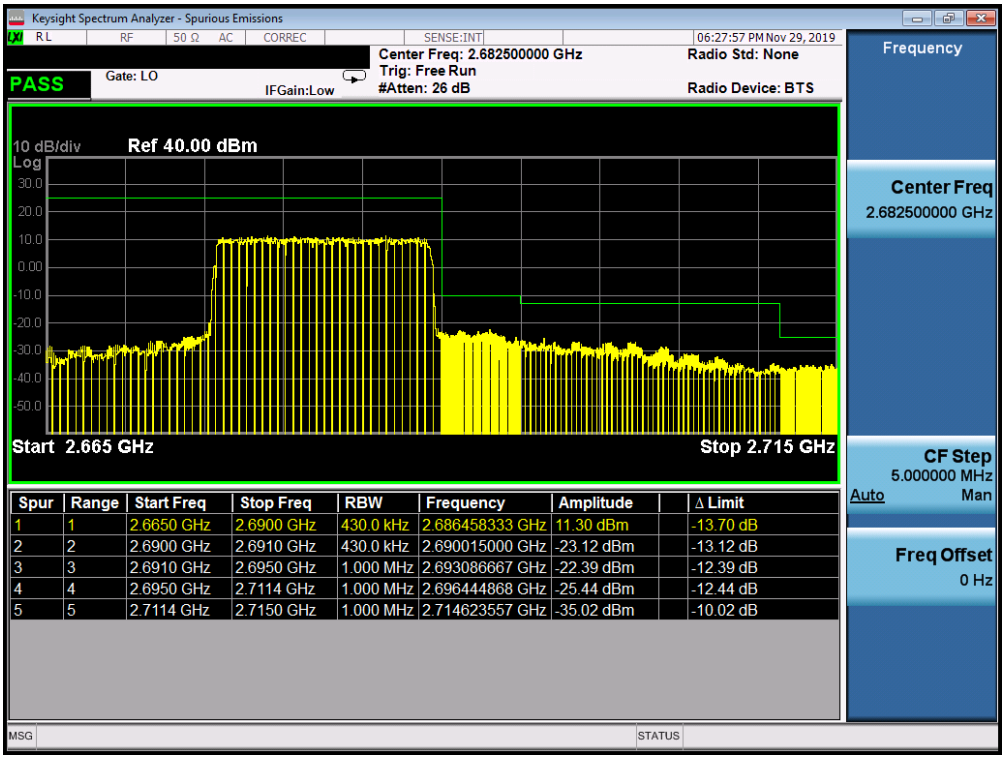

Spur	Range	Start Freq	Stop Freq	RBW	Frequency	Amplitude	Δ Limit
1	1	2.6650 GHz	2.6900 GHz	430.0 kHz	2.686458333 GHz	11.30 dBm	-13.70 dB
2	2	2.6900 GHz	2.6910 GHz	430.0 kHz	2.690015000 GHz	-23.12 dBm	-13.12 dB
3	3	2.6910 GHz	2.6950 GHz	1.000 MHz	2.693086667 GHz	-22.39 dBm	-12.39 dB
4	4	2.6950 GHz	2.7114 GHz	1.000 MHz	2.696444868 GHz	-25.44 dBm	-12.44 dB
5	5	2.7114 GHz	2.7150 GHz	1.000 MHz	2.714623557 GHz	-35.02 dBm	-10.02 dB

Plot 7-373. Upper ACP Plot (Band 41 PC2 - 15.0MHz QPSK - Full RB Configuration)

© 2020 PCTEST V 9.0 02/01/2019
All rights reserved. Unless otherwise specified, no part of this report may be reproduced or utilized in any part, form or by any means, electronic or mechanical, including photocopying and microfilm, without permission in writing from PCTEST. If you have any questions about this international copyright or have an enquiry about obtaining additional rights to this report or assembly of contents thereof, please contact INFO@PCTEST.COM.

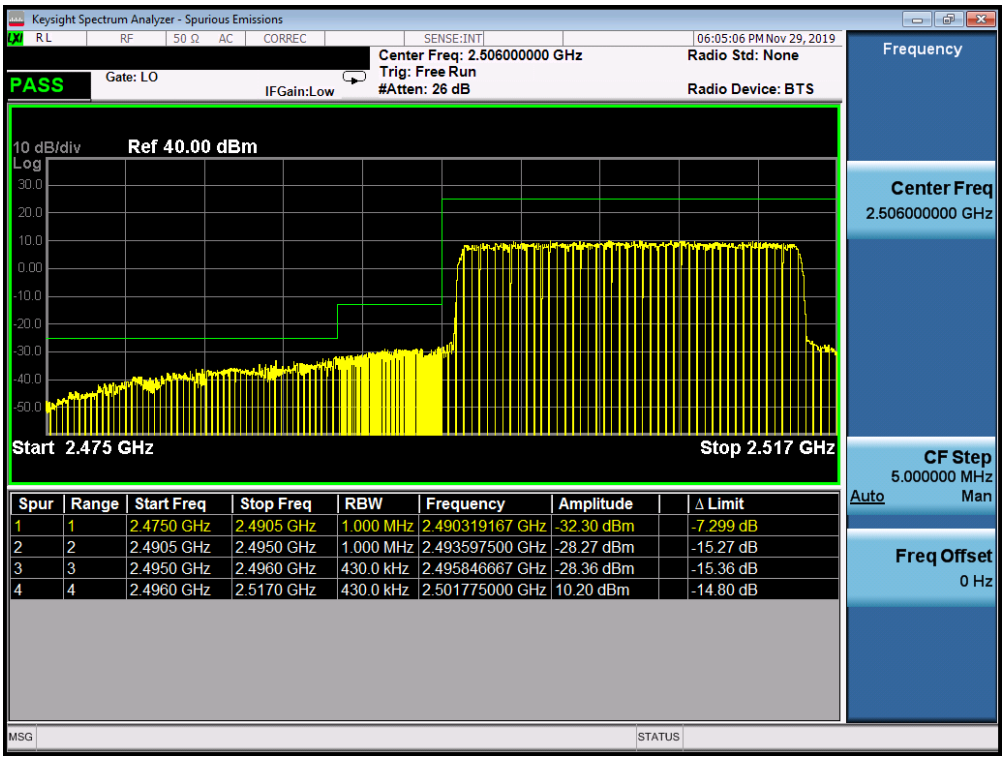

Spur	Range	Start Freq	Stop Freq	RBW	Frequency	Amplitude	Δ Limit
1	1	2.4750 GHz	2.4905 GHz	1.000 MHz	2.490319167 GHz	-32.30 dBm	-7.299 dB
2	2	2.4905 GHz	2.4950 GHz	1.000 MHz	2.493597500 GHz	-28.27 dBm	-15.27 dB
3	3	2.4950 GHz	2.4960 GHz	430.0 kHz	2.495846667 GHz	-28.36 dBm	-15.36 dB
4	4	2.4960 GHz	2.5170 GHz	430.0 kHz	2.501775000 GHz	10.20 dBm	-14.80 dB

Plot 7-374. Lower ACP Plot at 2496 MHz (Band 41 PC2 - 20.0MHz QPSK - Full RB Configuration)

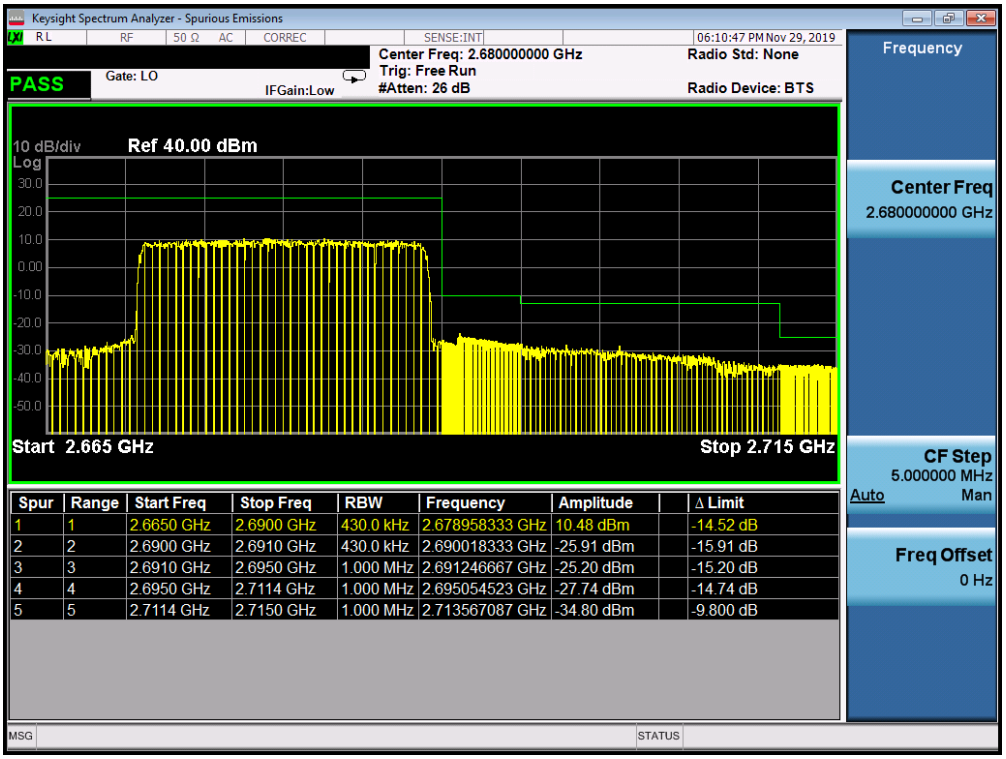

Spur	Range	Start Freq	Stop Freq	RBW	Frequency	Amplitude	Δ Limit
1	1	2.6650 GHz	2.6900 GHz	430.0 kHz	2.678958333 GHz	10.48 dBm	-14.52 dB
2	2	2.6900 GHz	2.6910 GHz	430.0 kHz	2.690018333 GHz	-25.91 dBm	-15.91 dB
3	3	2.6910 GHz	2.6950 GHz	1.000 MHz	2.691246667 GHz	-25.20 dBm	-15.20 dB
4	4	2.6950 GHz	2.7114 GHz	1.000 MHz	2.695054523 GHz	-27.74 dBm	-14.74 dB
5	5	2.7114 GHz	2.7150 GHz	1.000 MHz	2.713567087 GHz	-34.80 dBm	-9.800 dB

Plot 7-375. Upper ACP Plot (Band 41 PC2 - 20.0MHz QPSK - Full RB Configuration)

© 2020 PCTEST V 9.0 02/01/2019
All rights reserved. Unless otherwise specified, no part of this report may be reproduced or utilized in any part, form or by any means, electronic or mechanical, including photocopying and microfilm, without permission in writing from PCTEST. If you have any questions about this international copyright or have an enquiry about obtaining additional rights to this report or assembly of contents thereof, please contact INFO@PCTEST.COM.

Band 41 PC3

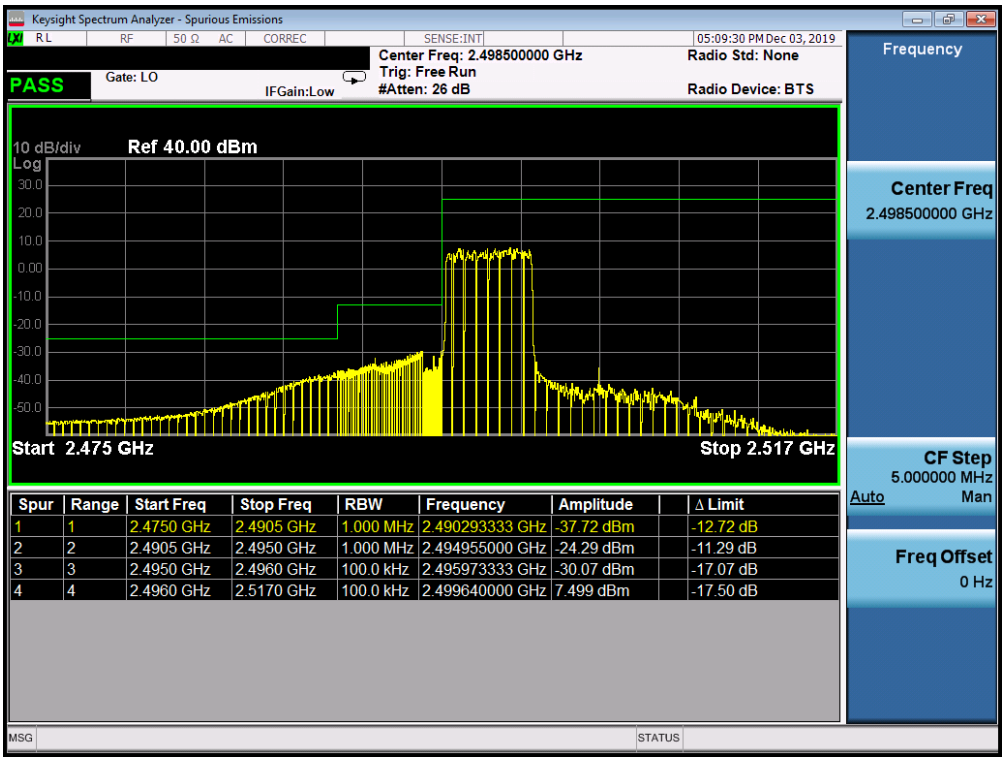

Spur	Range	Start Freq	Stop Freq	RBW	Frequency	Amplitude	Δ Limit
1	1	2.4750 GHz	2.4905 GHz	1.000 MHz	2.490293333 GHz	-37.72 dBm	-12.72 dB
2	2	2.4905 GHz	2.4950 GHz	1.000 MHz	2.494955000 GHz	-24.29 dBm	-11.29 dB
3	3	2.4950 GHz	2.4960 GHz	100.0 kHz	2.495973333 GHz	-30.07 dBm	-17.07 dB
4	4	2.4960 GHz	2.5170 GHz	100.0 kHz	2.499640000 GHz	7.499 dBm	-17.50 dB

Plot 7-376. Lower ACP Plot at 2496 MHz (Band 41 PC3 - 5.0MHz QPSK - Full RB Configuration)

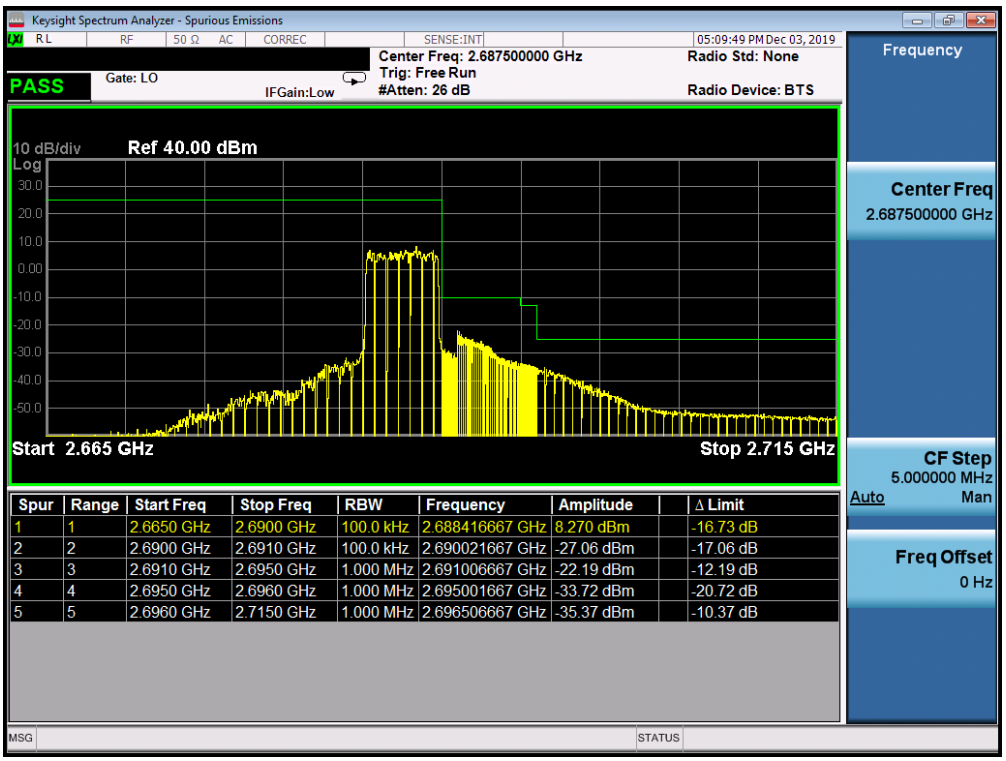

Spur	Range	Start Freq	Stop Freq	RBW	Frequency	Amplitude	Δ Limit
1	1	2.6650 GHz	2.6900 GHz	100.0 kHz	2.688416667 GHz	8.270 dBm	-16.73 dB
2	2	2.6900 GHz	2.6910 GHz	100.0 kHz	2.690021667 GHz	-27.06 dBm	-17.06 dB
3	3	2.6910 GHz	2.6950 GHz	1.000 MHz	2.691006667 GHz	-22.19 dBm	-12.19 dB
4	4	2.6950 GHz	2.6960 GHz	1.000 MHz	2.695001667 GHz	-33.72 dBm	-20.72 dB
5	5	2.6960 GHz	2.7150 GHz	1.000 MHz	2.696506667 GHz	-35.37 dBm	-10.37 dB

Plot 7-377. Upper ACP Plot (Band 41 PC3 - 5.0MHz QPSK - Full RB Configuration)

© 2020 PCTEST
All rights reserved. Unless otherwise specified, no part of this report may be reproduced or utilized in any part, form or by any means, electronic or mechanical, including photocopying and microfilm, without permission in writing from PCTEST. If you have any questions about this international copyright or have an enquiry about obtaining additional rights to this report or assembly of contents thereof, please contact INFO@PCTEST.COM.

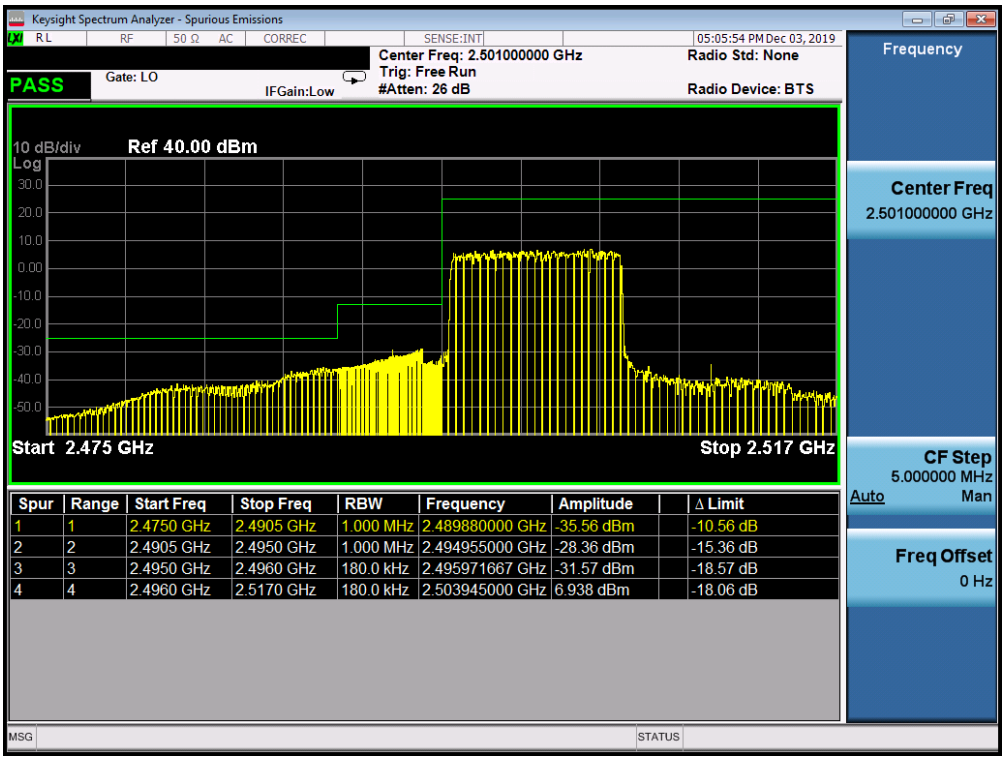

Spur	Range	Start Freq	Stop Freq	RBW	Frequency	Amplitude	Δ Limit
1	1	2.4750 GHz	2.4905 GHz	1.000 MHz	2.489880000 GHz	-35.56 dBm	-10.56 dB
2	2	2.4905 GHz	2.4950 GHz	1.000 MHz	2.494955000 GHz	-28.36 dBm	-15.36 dB
3	3	2.4950 GHz	2.4960 GHz	180.0 kHz	2.495971667 GHz	-31.57 dBm	-18.57 dB
4	4	2.4960 GHz	2.5170 GHz	180.0 kHz	2.503945000 GHz	6.938 dBm	-18.06 dB

Plot 7-378. Lower ACP Plot at 2496 MHz (Band 41 PC3 - 10.0MHz QPSK - Full RB Configuration)

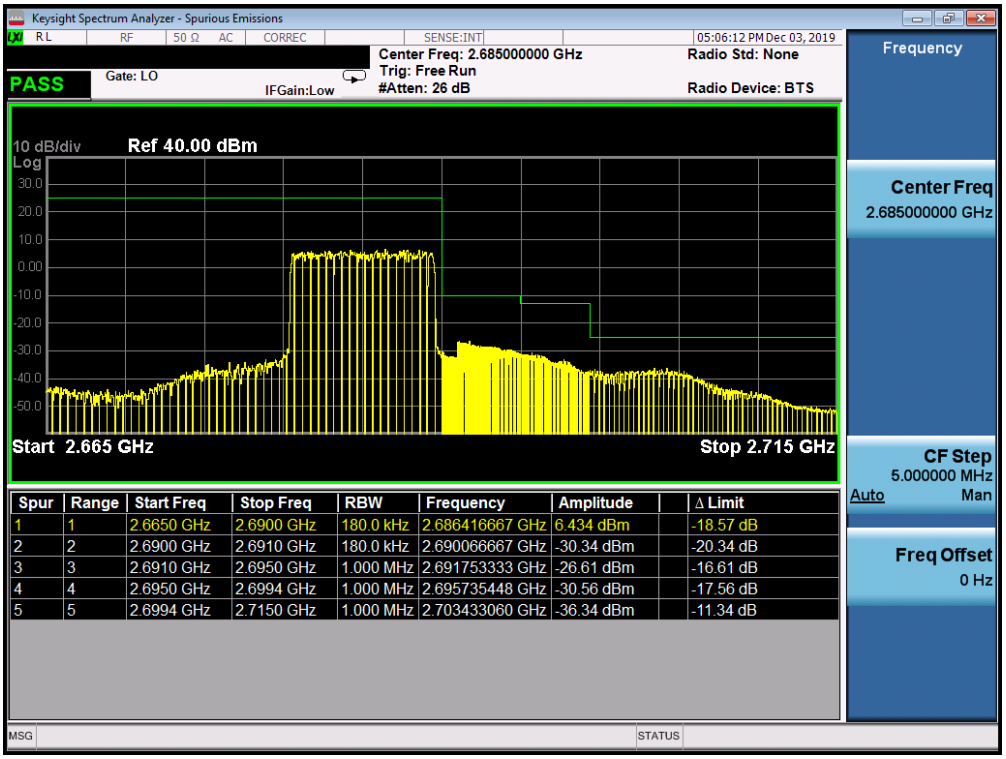

Spur	Range	Start Freq	Stop Freq	RBW	Frequency	Amplitude	Δ Limit
1	1	2.6650 GHz	2.6900 GHz	180.0 kHz	2.686416667 GHz	6.434 dBm	-18.57 dB
2	2	2.6900 GHz	2.6910 GHz	180.0 kHz	2.690066667 GHz	-30.34 dBm	-20.34 dB
3	3	2.6910 GHz	2.6950 GHz	1.000 MHz	2.691753333 GHz	-26.61 dBm	-16.61 dB
4	4	2.6950 GHz	2.6994 GHz	1.000 MHz	2.695735448 GHz	-30.56 dBm	-17.56 dB
5	5	2.6994 GHz	2.7150 GHz	1.000 MHz	2.703433060 GHz	-36.34 dBm	-11.34 dB

Plot 7-379. Upper ACP Plot (Band 41 PC3 - 10.0MHz QPSK - Full RB Configuration)

© 2020 PCTEST V 9.0 02/01/2019
All rights reserved. Unless otherwise specified, no part of this report may be reproduced or utilized in any part, form or by any means, electronic or mechanical, including photocopying and microfilm, without permission in writing from PCTEST. If you have any questions about this international copyright or have an enquiry about obtaining additional rights to this report or assembly of contents thereof, please contact INFO@PCTEST.COM.

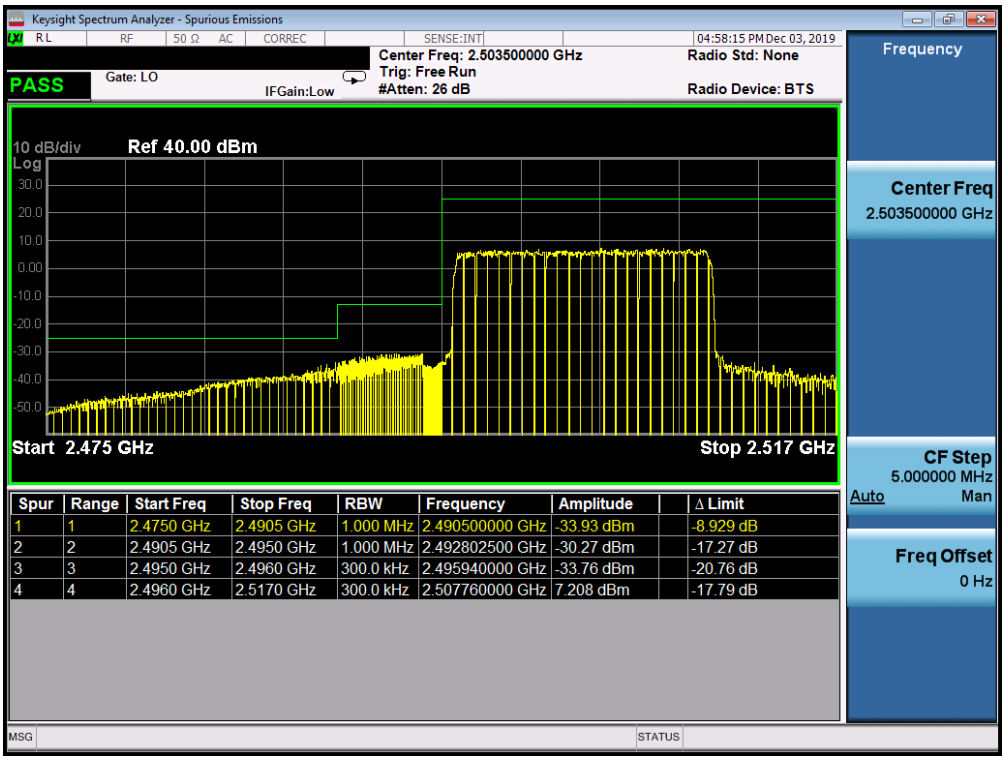

Plot 7-380. Lower ACP Plot at 2496 MHz (Band 41 PC3 - 15.0MHz QPSK - Full RB Configuration)

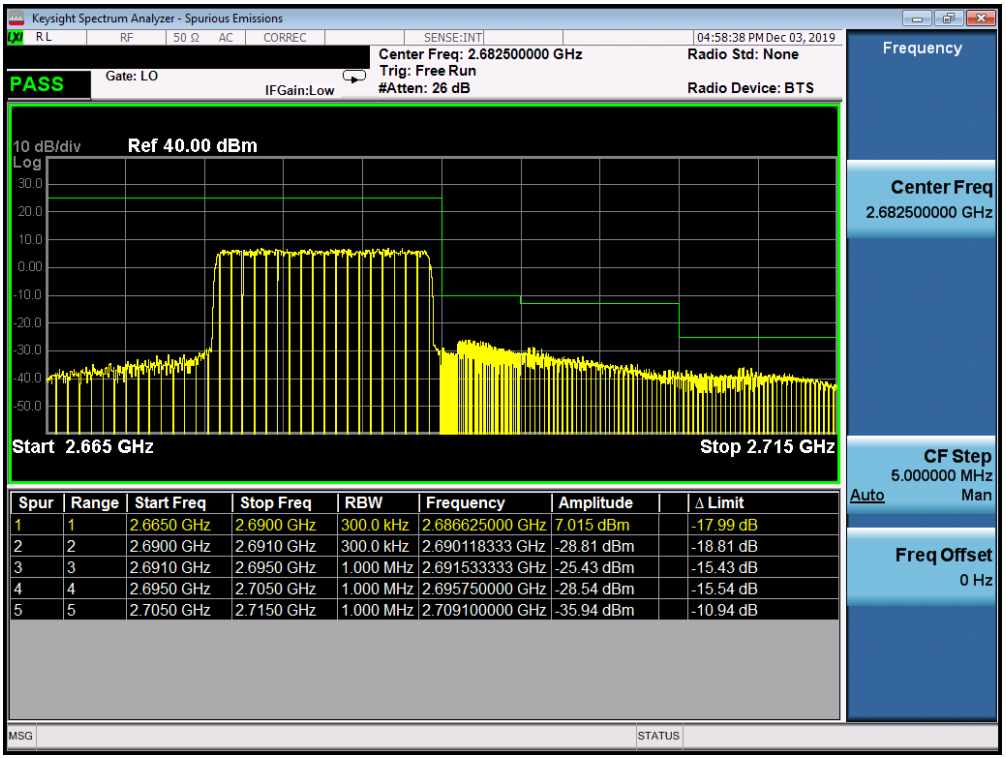

Plot 7-381. Upper ACP Plot (Band 41 PC3 - 15.0MHz QPSK - Full RB Configuration)

© 2020 PCTEST V 9.0 02/01/2019
All rights reserved. Unless otherwise specified, no part of this report may be reproduced or utilized in any part, form or by any means, electronic or mechanical, including photocopying and microfilm, without permission in writing from PCTEST. If you have any questions about this international copyright or have an enquiry about obtaining additional rights to this report or assembly of contents thereof, please contact INFO@PCTEST.COM.

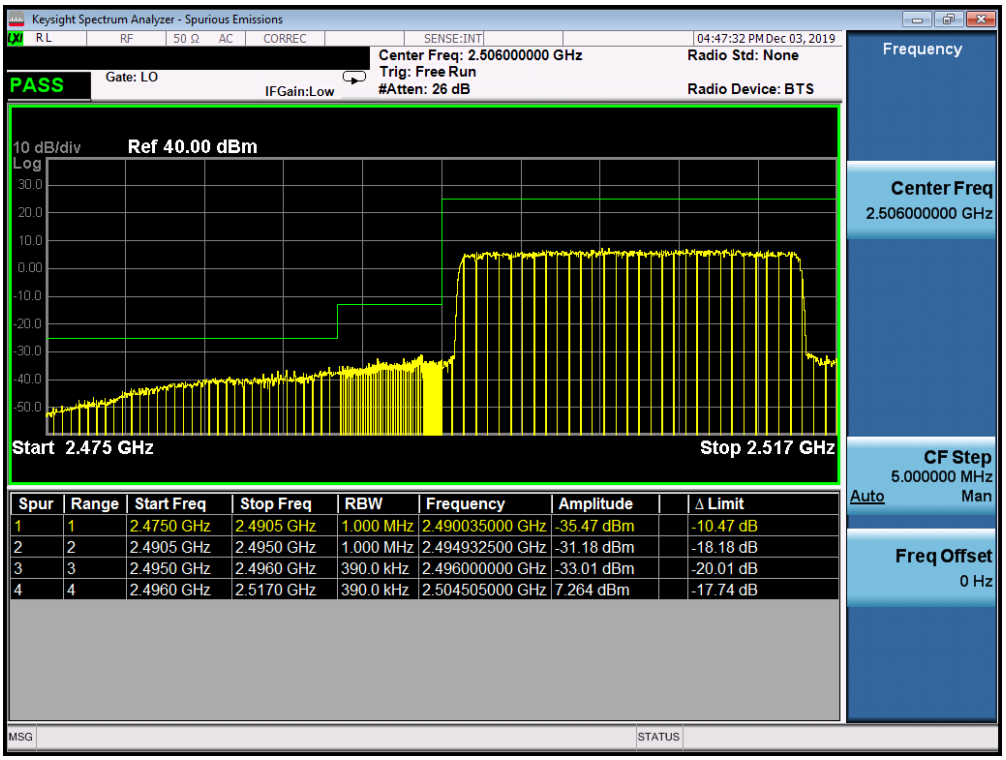

Spur	Range	Start Freq	Stop Freq	RBW	Frequency	Amplitude	Δ Limit
1	1	2.4750 GHz	2.4905 GHz	1.000 MHz	2.490035000 GHz	-35.47 dBm	-10.47 dB
2	2	2.4905 GHz	2.4950 GHz	1.000 MHz	2.494932500 GHz	-31.18 dBm	-18.18 dB
3	3	2.4950 GHz	2.4960 GHz	390.0 kHz	2.496000000 GHz	-33.01 dBm	-20.01 dB
4	4	2.4960 GHz	2.5170 GHz	390.0 kHz	2.504505000 GHz	7.264 dBm	-17.74 dB

Plot 7-382. Lower ACP Plot at 2496 MHz (Band 41 PC3 - 20.0MHz QPSK - Full RB Configuration)

Spur	Range	Start Freq	Stop Freq	RBW	Frequency	Amplitude	Δ Limit
1	1	2.6650 GHz	2.6900 GHz	390.0 kHz	2.676791667 GHz	7.141 dBm	-17.86 dB
2	2	2.6900 GHz	2.6910 GHz	390.0 kHz	2.690088333 GHz	-29.37 dBm	-19.37 dB
3	3	2.6910 GHz	2.6950 GHz	1.000 MHz	2.693346667 GHz	-27.34 dBm	-17.34 dB
4	4	2.6950 GHz	2.7093 GHz	1.000 MHz	2.695358375 GHz	-29.21 dBm	-16.21 dB
5	5	2.7093 GHz	2.7150 GHz	1.000 MHz	2.711317750 GHz	-37.28 dBm	-12.28 dB

Plot 7-383. Upper ACP Plot (Band 41 PC3 - 20.0MHz QPSK - Full RB Configuration)

© 2020 PCTEST V 9.0 02/01/2019
All rights reserved. Unless otherwise specified, no part of this report may be reproduced or utilized in any part, form or by any means, electronic or mechanical, including photocopying and microfilm, without permission in writing from PCTEST. If you have any questions about this international copyright or have an enquiry about obtaining additional rights to this report or assembly of contents thereof, please contact INFO@PCTEST.COM.

Band 38

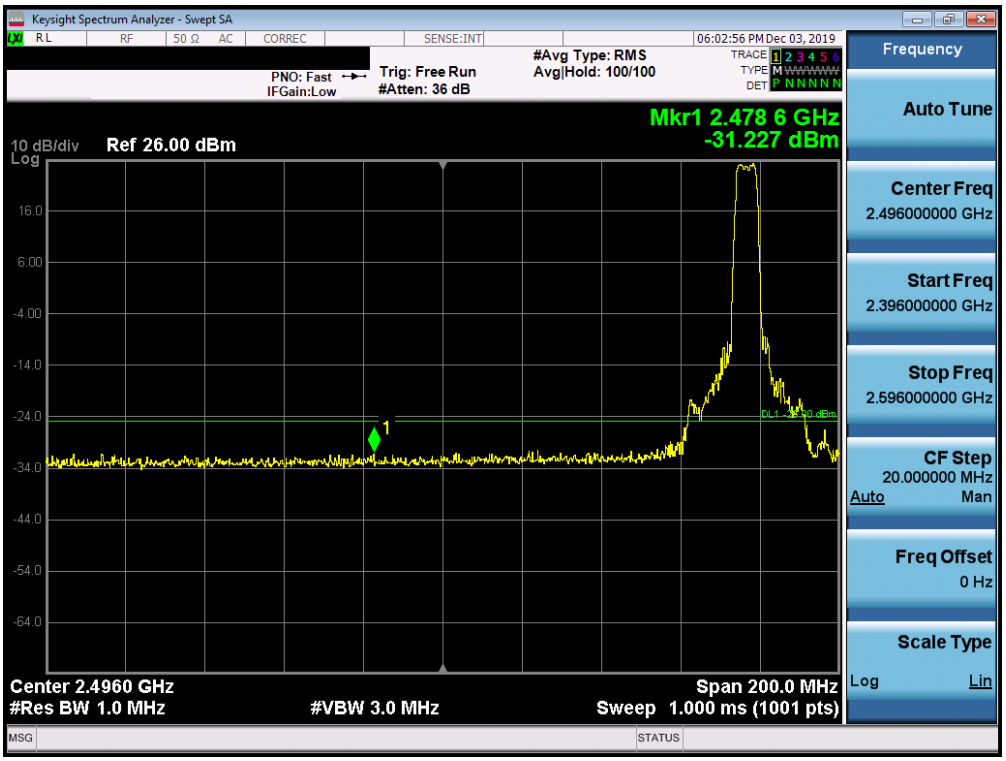

Plot 7-384. Lower Band Edge Plot (Band 38 - 5.0MHz QPSK - Full RB Configuration)

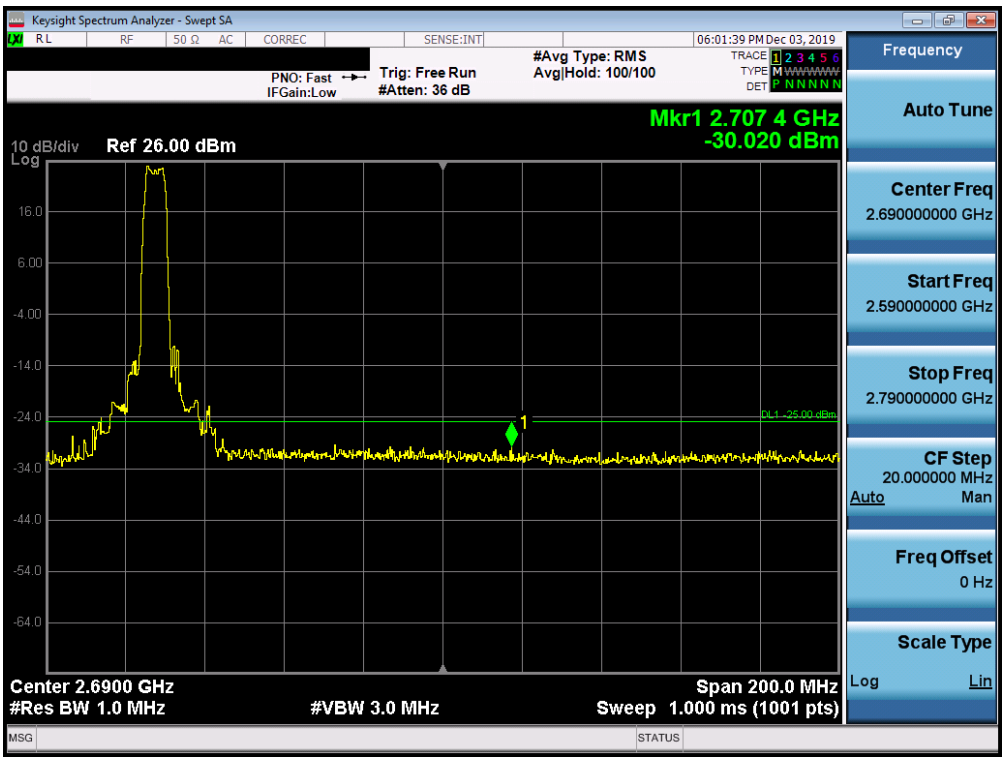

Plot 7-385. Upper Band Edge Plot (Band 38 - 5.0MHz QPSK - Full RB Configuration)

© 2020 PCTEST V 9.0 02/01/2019
All rights reserved. Unless otherwise specified, no part of this report may be reproduced or utilized in any part, form or by any means, electronic or mechanical, including photocopying and microfilm, without permission in writing from PCTEST. If you have any questions about this international copyright or have an enquiry about obtaining additional rights to this report or assembly of contents thereof, please contact INFO@PCTEST.COM.

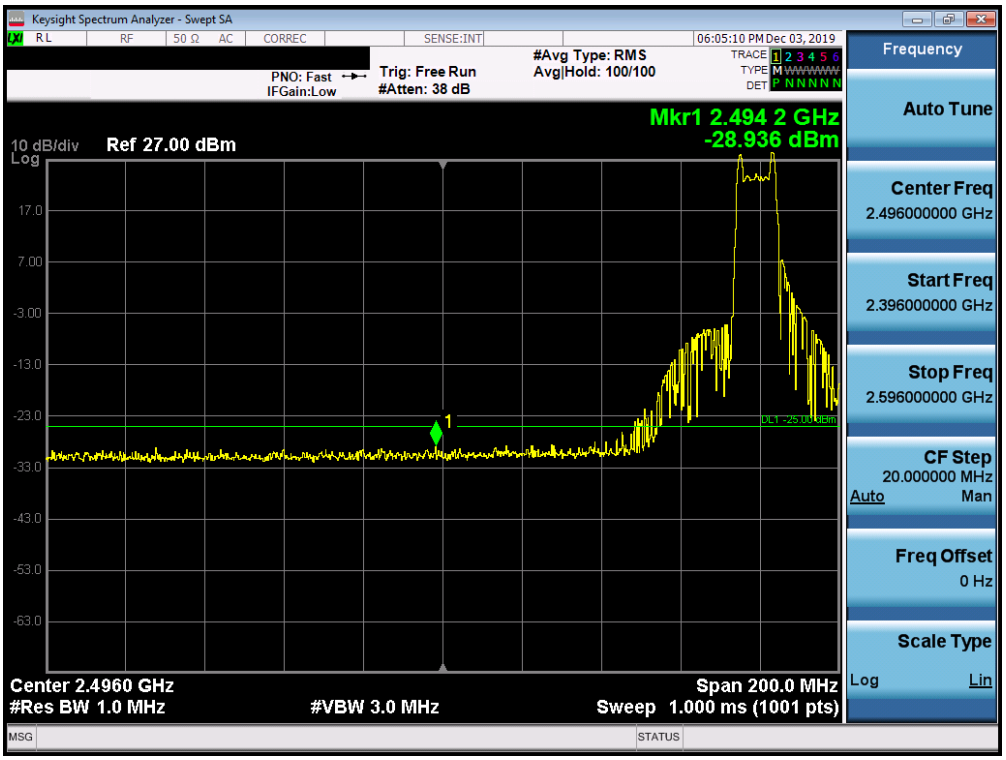

Plot 7-386. Lower Band Edge Plot (Band 38 - 10.0MHz QPSK - Full RB Configuration)

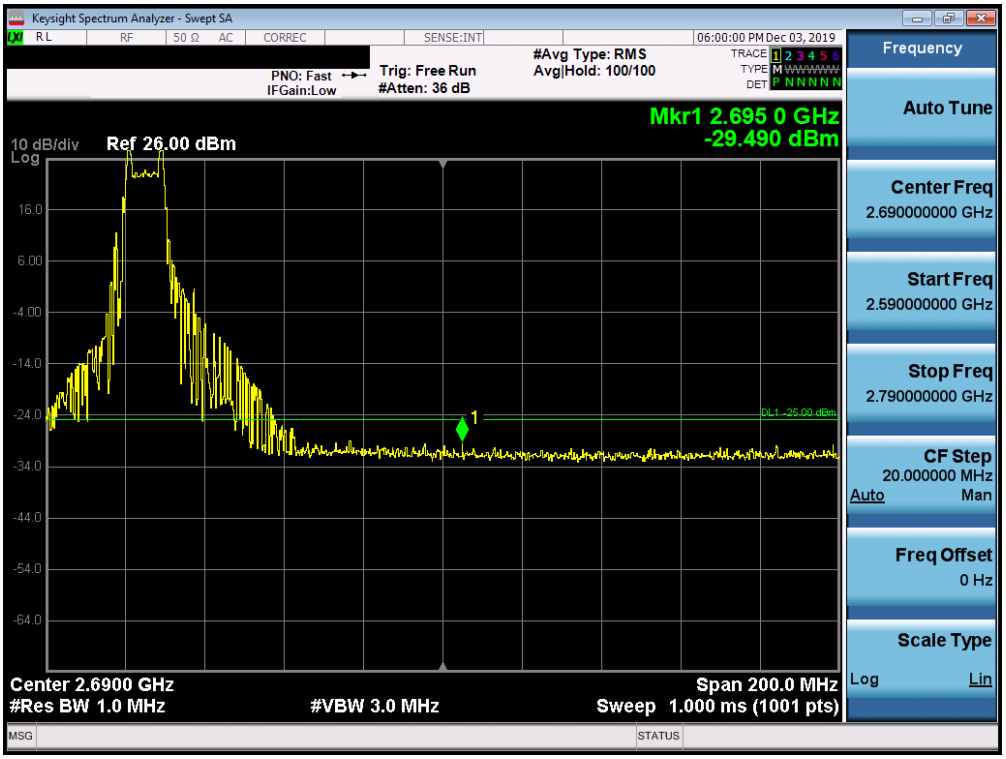

Plot 7-387. Upper Band Edge Plot (Band 38 - 10.0MHz QPSK - Full RB Configuration)

© 2020 PCTEST V 9.0 02/01/2019

All rights reserved. Unless otherwise specified, no part of this report may be reproduced or utilized in any part, form or by any means, electronic or mechanical, including photocopying and microfilm, without permission in writing from PCTEST. If you have any questions about this international copyright or have an enquiry about obtaining additional rights to this report or assembly of contents thereof, please contact INFO@PCTEST.COM.

Plot 7-388. Lower Band Edge Plot (Band 38 - 15.0MHz QPSK - Full RB Configuration)

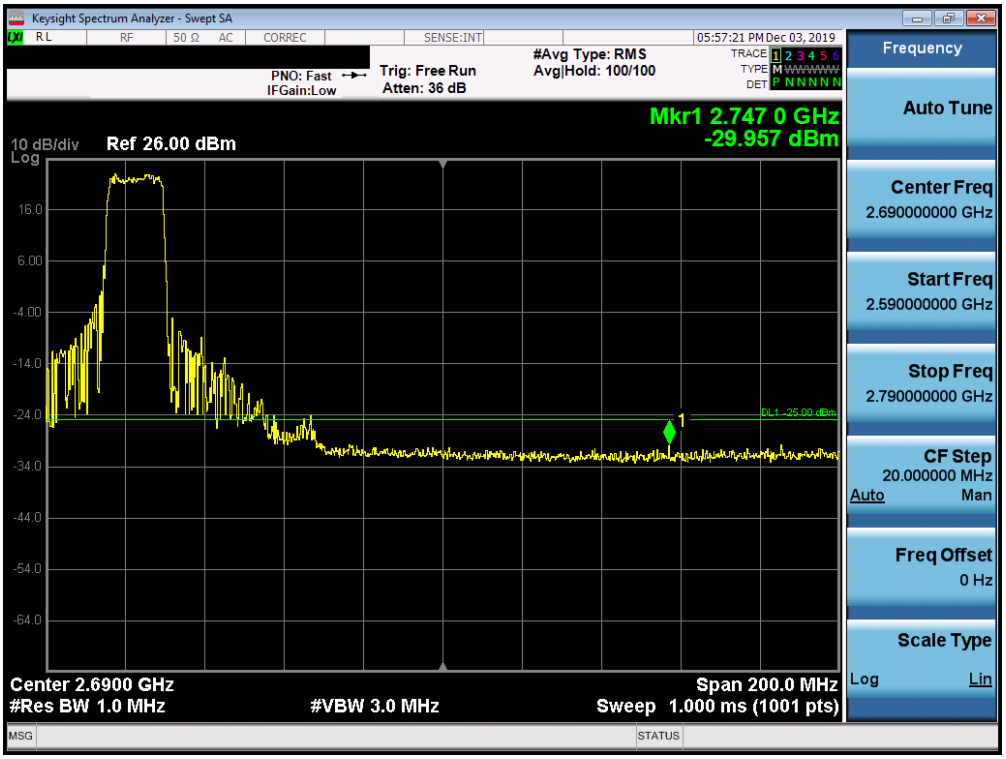

Plot 7-389. Upper Band Edge Plot (Band 38 - 15.0MHz QPSK - Full RB Configuration)

© 2020 PCTEST V 9.0 02/01/2019

All rights reserved. Unless otherwise specified, no part of this report may be reproduced or utilized in any part, form or by any means, electronic or mechanical, including photocopying and microfilm, without permission in writing from PCTEST. If you have any questions about this international copyright or have an enquiry about obtaining additional rights to this report or assembly of contents thereof, please contact INFO@PCTEST.COM.

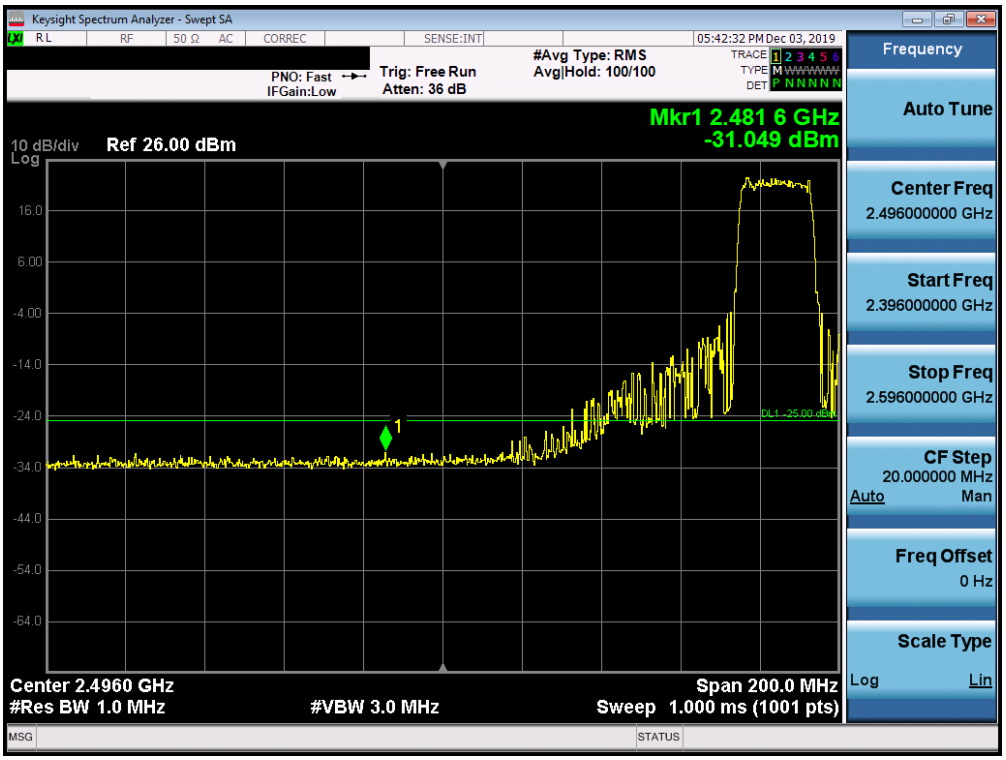

Plot 7-390. Lower Band Edge Plot (Band 38 - 20.0MHz QPSK - Full RB Configuration)

Plot 7-391. Upper Band Edge Plot (Band 38 - 20.0MHz QPSK - Full RB Configuration)

© 2020 PCTEST V 9.0 02/01/2019

All rights reserved. Unless otherwise specified, no part of this report may be reproduced or utilized in any part, form or by any means, electronic or mechanical, including photocopying and microfilm, without permission in writing from PCTEST. If you have any questions about this international copyright or have an enquiry about obtaining additional rights to this report or assembly of contents thereof, please contact INFO@PCTEST.COM.

7.5 Peak-Average Ratio

Test Overview

A peak to average ratio measurement is performed at the conducted port of the EUT. The spectrum analyzers Complementary Cumulative Distribution Function (CCDF) measurement profile is used to determine the largest deviation between the average and the peak power of the EUT in a given bandwidth. The CCDF curve shows how much time the peak waveform spends at or above a given average power level. The percent of time the signal spends at or above the level defines the probability for that particular power level.

Test Procedure Used

KDB 971168 D01 v03r01 – Section 5.7.1

Test Settings

1. The signal analyzer's CCDF measurement profile is enabled
2. Frequency = carrier center frequency
3. Measurement BW ≥ OBW or specified reference bandwidth
4. The signal analyzer was set to collect one million samples to generate the CCDF curve
5. The measurement interval was set depending on the type of signal analyzed. For continuous signals (>98% duty cycle), the measurement interval was set to 1ms. For burst transmissions, the spectrum analyzer is set to use an internal "RF Burst" trigger that is synced with an incoming pulse and the measurement interval is set to less than the duration of the "on time" of one burst to ensure that energy is only captured during a time in which the transmitter is operating at maximum power

Test Setup

The EUT and measurement equipment were set up as shown in the diagram below.

Figure 7-4. Test Instrument & Measurement Setup

Test Notes

None.

© 2020 PCTEST V 9.0 02/01/2019

All rights reserved. Unless otherwise specified, no part of this report may be reproduced or utilized in any part, form or by any means, electronic or mechanical, including photocopying and microfilm, without permission in writing from PCTEST. If you have any questions about this international copyright or have an enquiry about obtaining additional rights to this report or assembly of contents thereof, please contact INFO@PCTEST.COM.

Band 66/4

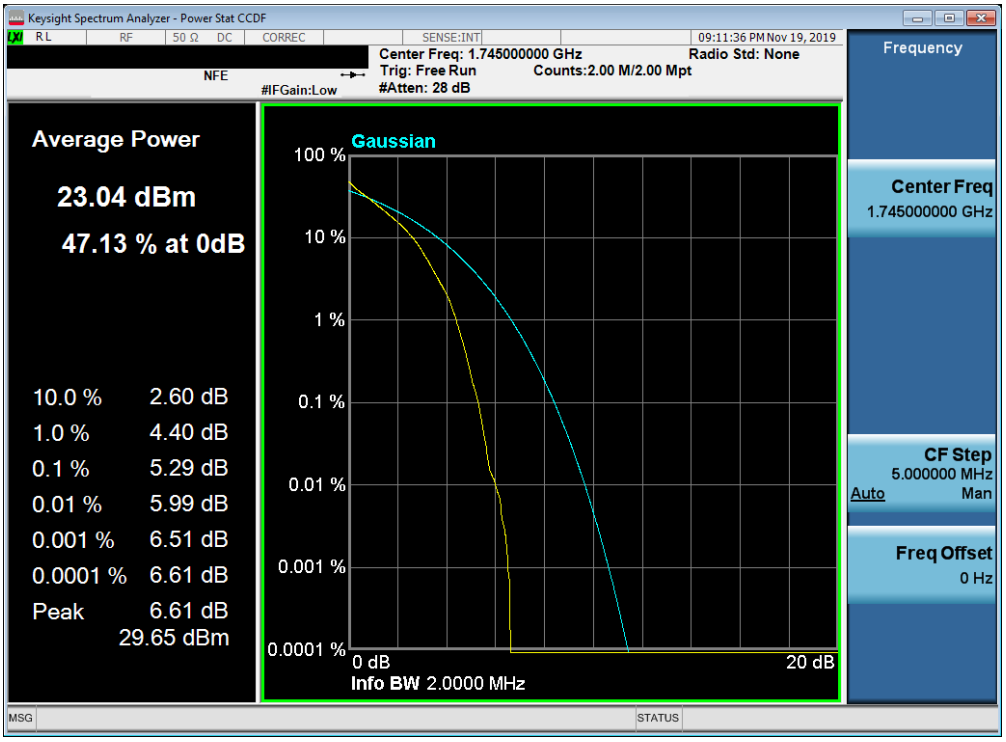

Plot 7-392. PAR Plot (Band 66/4 - 1.4MHz QPSK - Full RB Configuration)

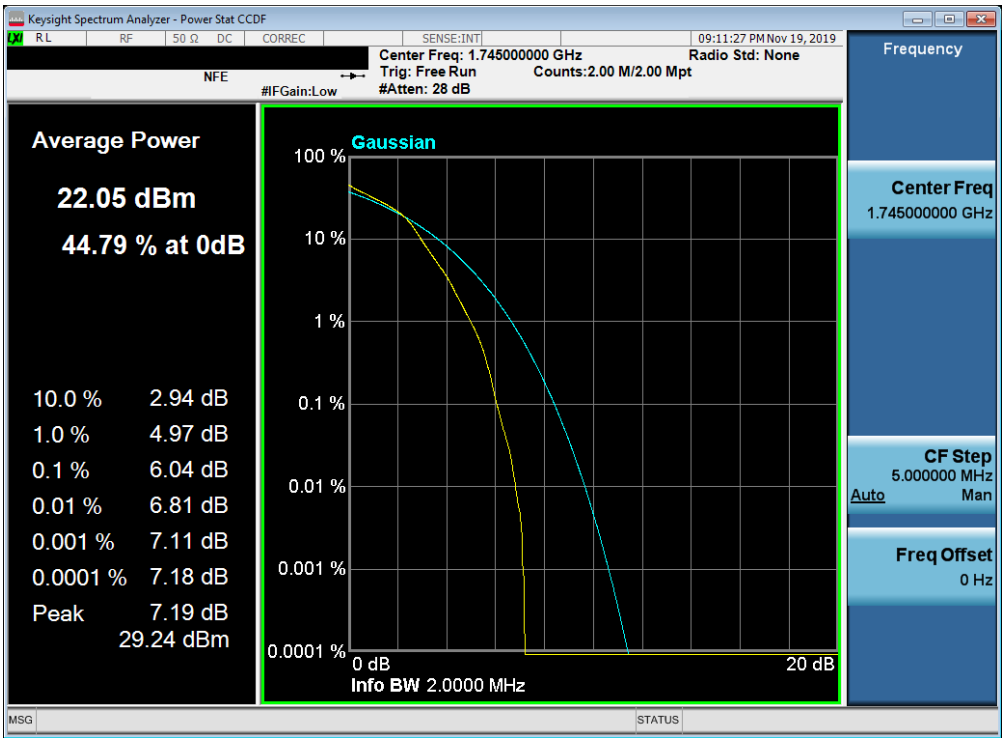

Plot 7-393. PAR Plot (Band 66/4 - 1.4MHz 16-QAM - Full RB Configuration)

© 2020 PCTEST
All rights reserved. Unless otherwise specified, no part of this report may be reproduced or utilized in any part, form or by any means, electronic or mechanical, including photocopying and microfilm, without permission in writing from PCTEST. If you have any questions about this international copyright or have an enquiry about obtaining additional rights to this report or assembly of contents thereof, please contact INFO@PCTEST.COM.

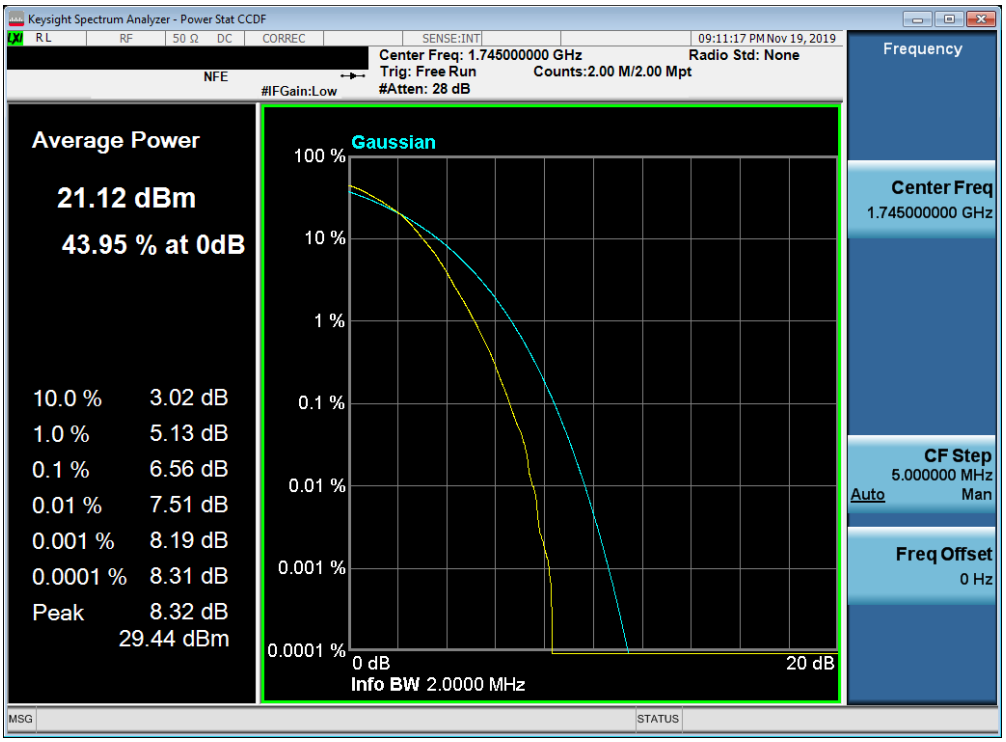

Plot 7-394. PAR Plot (Band 66/4 - 1.4MHz 64-QAM - Full RB Configuration)

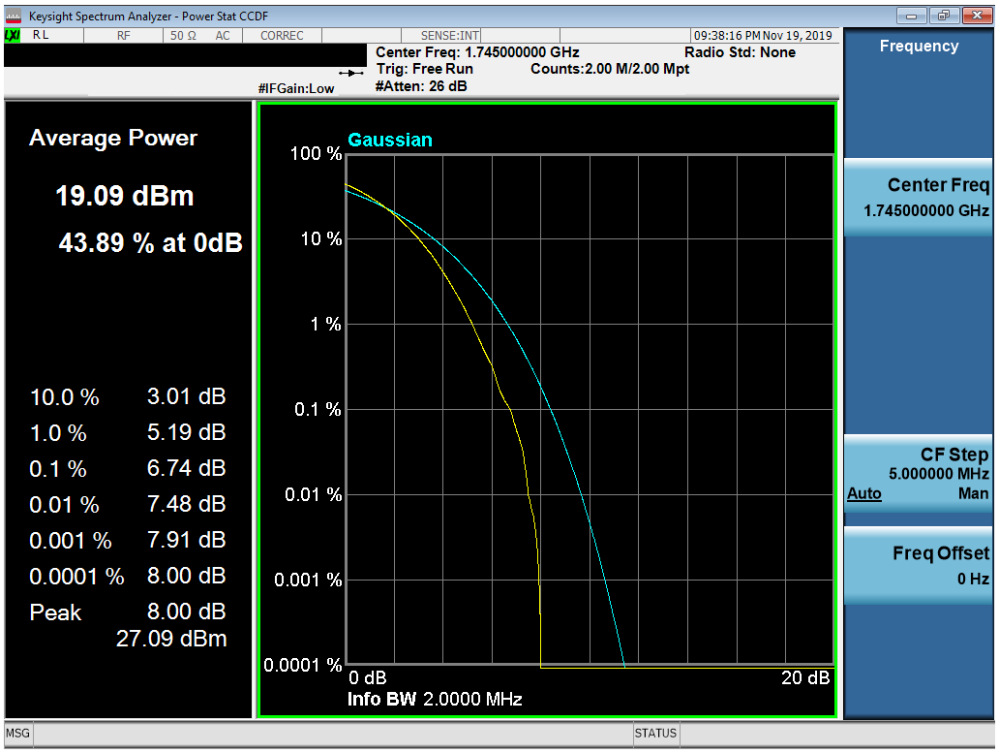

Plot 7-395. PAR Plot (Band 66/4 - 1.4MHz 256-QAM - Full RB Configuration)

© 2020 PCTEST
All rights reserved. Unless otherwise specified, no part of this report may be reproduced or utilized in any part, form or by any means, electronic or mechanical, including photocopying and microfilm, without permission in writing from PCTEST. If you have any questions about this international copyright or have an enquiry about obtaining additional rights to this report or assembly of contents thereof, please contact INFO@PCTEST.COM.

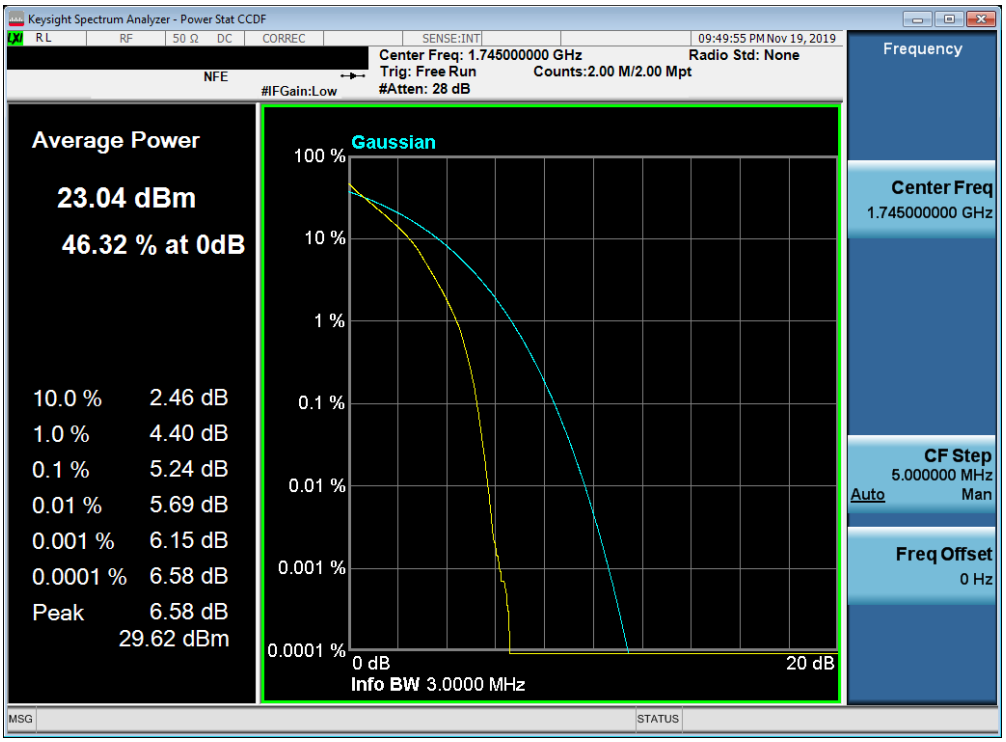

Plot 7-396. PAR Plot (Band 66/4 - 3.0MHz QPSK - Full RB Configuration)

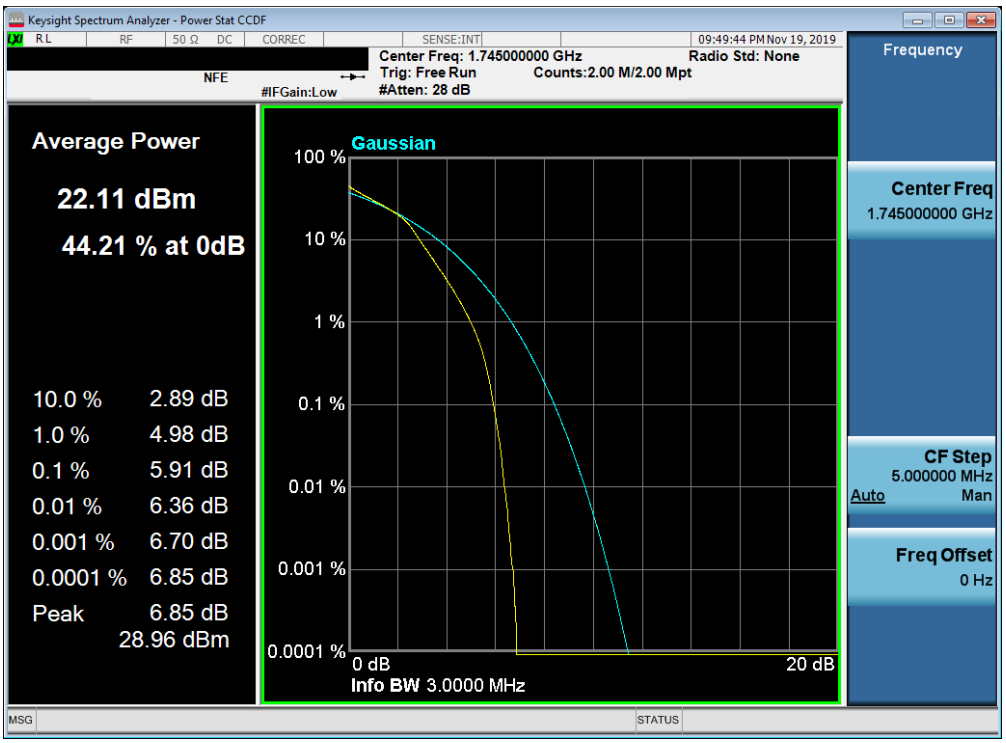

Plot 7-397. PAR Plot (Band 66/4 - 3.0MHz 16-QAM - Full RB Configuration)

© 2020 PCTEST
All rights reserved. Unless otherwise specified, no part of this report may be reproduced or utilized in any part, form or by any means, electronic or mechanical, including photocopying and microfilm, without permission in writing from PCTEST. If you have any questions about this international copyright or have an enquiry about obtaining additional rights to this report or assembly of contents thereof, please contact INFO@PCTEST.COM.

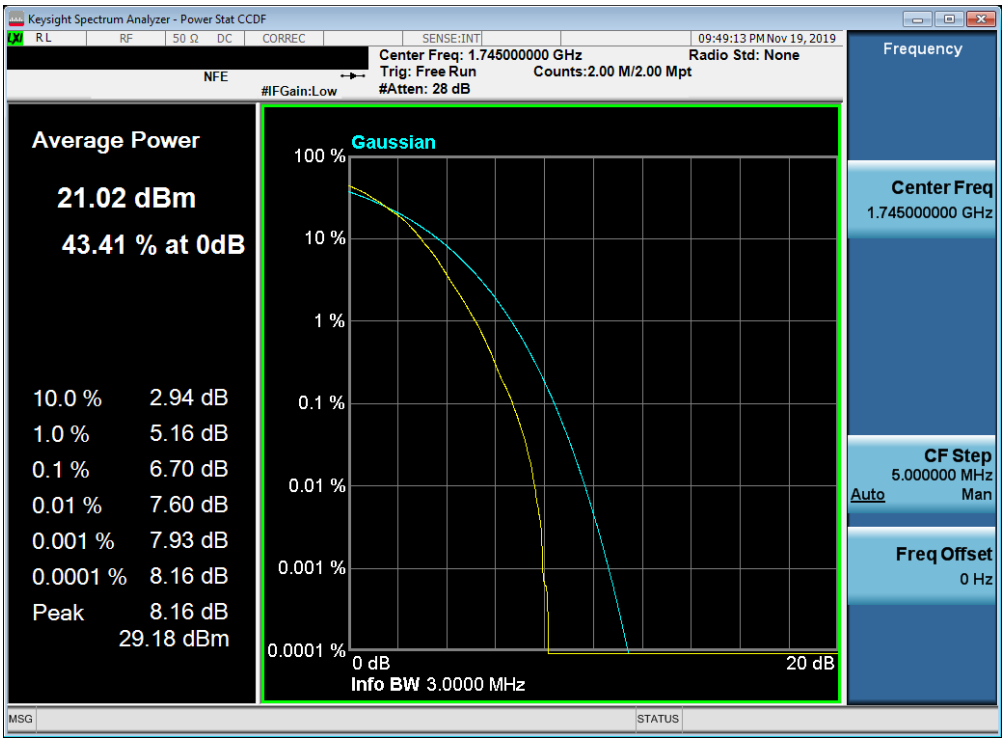

Plot 7-398. PAR Plot (Band 66/4 - 3.0MHz 64-QAM - Full RB Configuration)

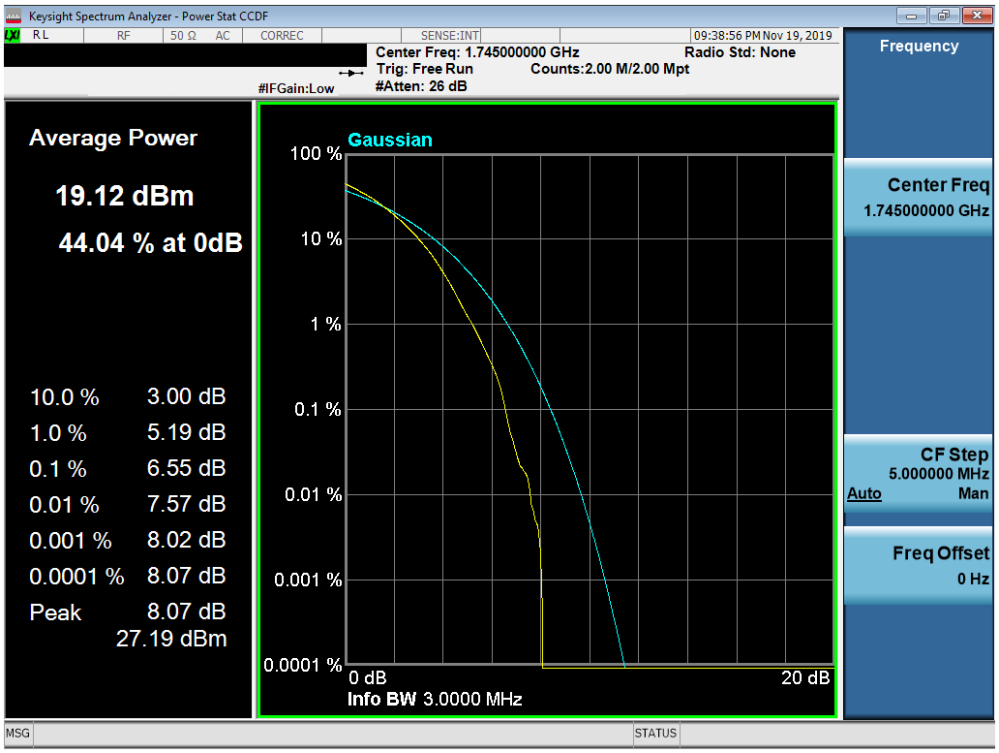

Plot 7-399. PAR Plot (Band 66/4 - 3.0MHz 256-QAM - Full RB Configuration)

© 2020 PCTEST
All rights reserved. Unless otherwise specified, no part of this report may be reproduced or utilized in any part, form or by any means, electronic or mechanical, including photocopying and microfilm, without permission in writing from PCTEST. If you have any questions about this international copyright or have an enquiry about obtaining additional rights to this report or assembly of contents thereof, please contact INFO@PCTEST.COM.

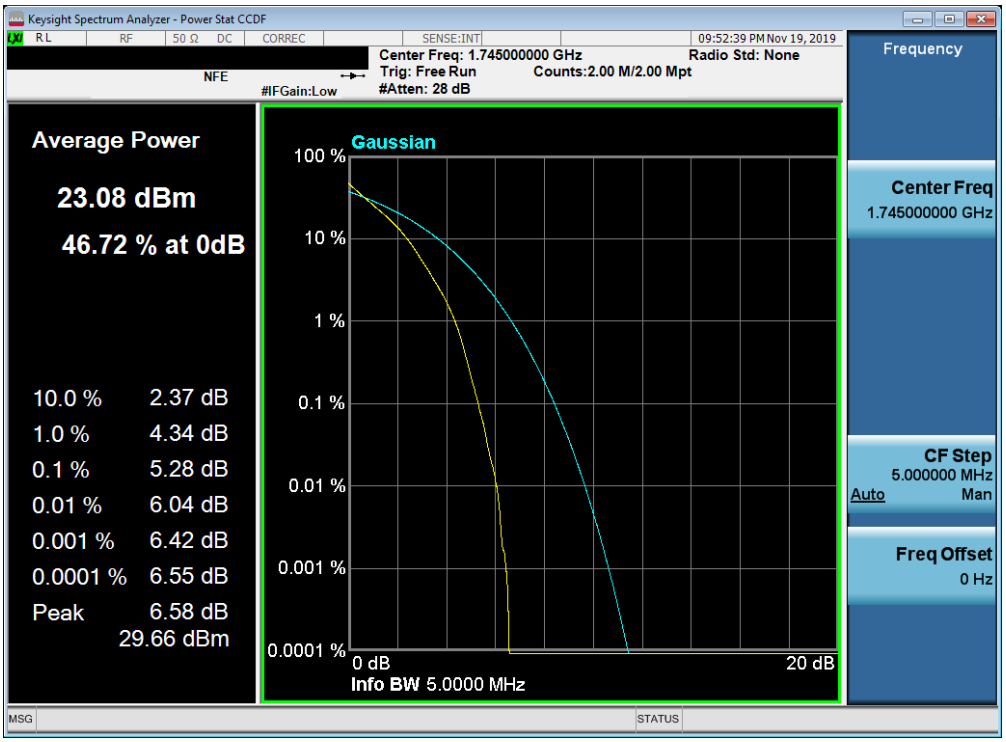

Plot 7-400. PAR Plot (Band 66/4 - 5.0MHz QPSK - Full RB Configuration)

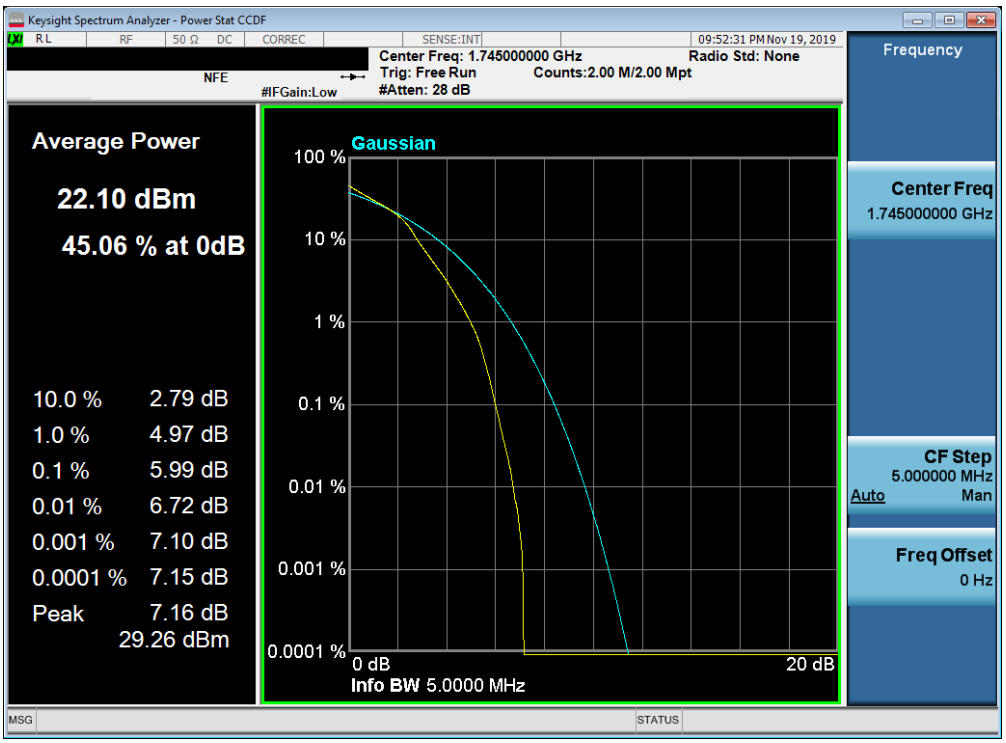

Plot 7-401. PAR Plot (Band 66/4 - 5.0MHz 16-QAM - Full RB Configuration)

© 2020 PCTEST
All rights reserved. Unless otherwise specified, no part of this report may be reproduced or utilized in any part, form or by any means, electronic or mechanical, including photocopying and microfilm, without permission in writing from PCTEST. If you have any questions about this international copyright or have an enquiry about obtaining additional rights to this report or assembly of contents thereof, please contact INFO@PCTEST.COM.

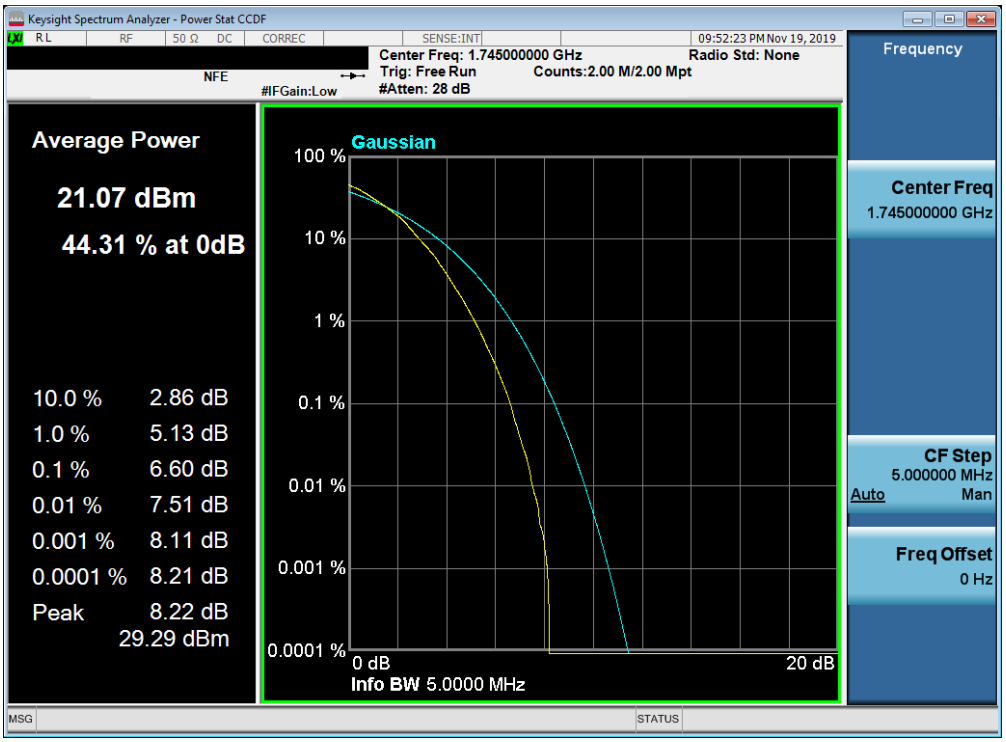

Plot 7-402. PAR Plot (Band 66/4 - 5.0MHz 64-QAM - Full RB Configuration)

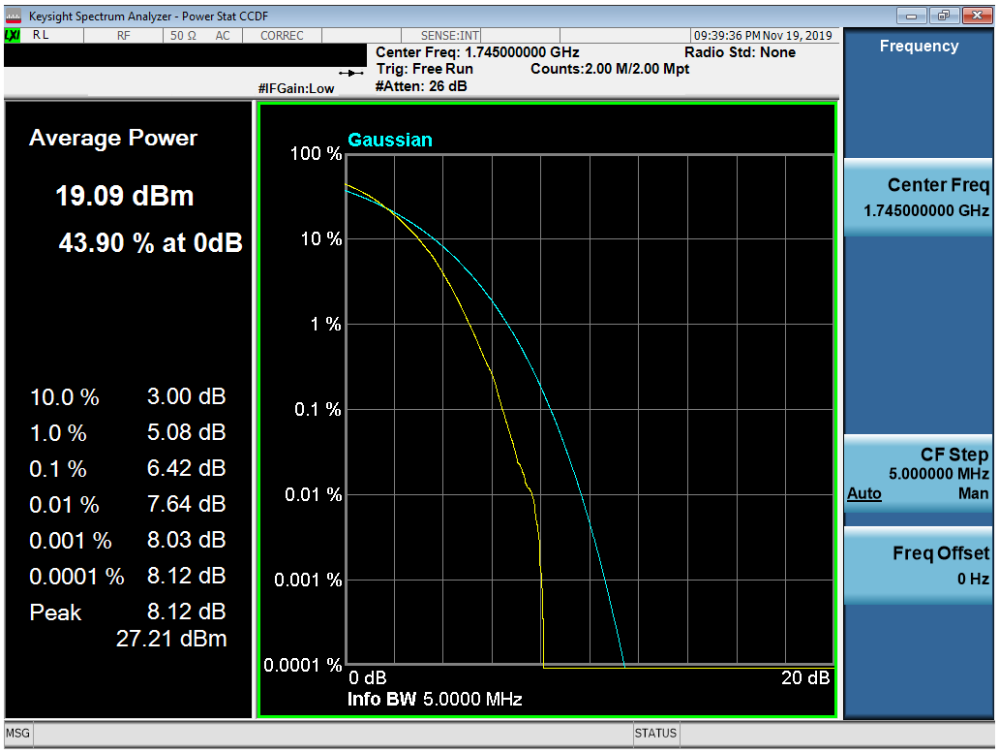

Plot 7-403. PAR Plot (Band 66/4 - 5.0MHz 256-QAM - Full RB Configuration)

© 2020 PCTEST
All rights reserved. Unless otherwise specified, no part of this report may be reproduced or utilized in any part, form or by any means, electronic or mechanical, including photocopying and microfilm, without permission in writing from PCTEST. If you have any questions about this international copyright or have an enquiry about obtaining additional rights to this report or assembly of contents thereof, please contact INFO@PCTEST.COM.

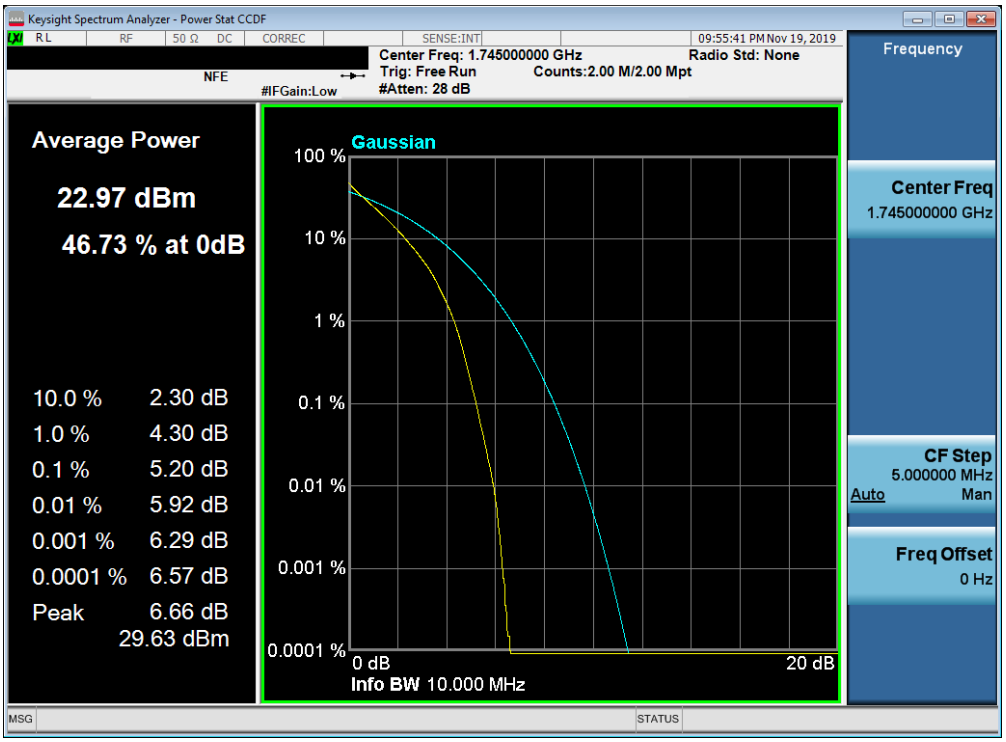

Plot 7-404. PAR Plot (Band 66/4 - 10.0MHz QPSK - Full RB Configuration)

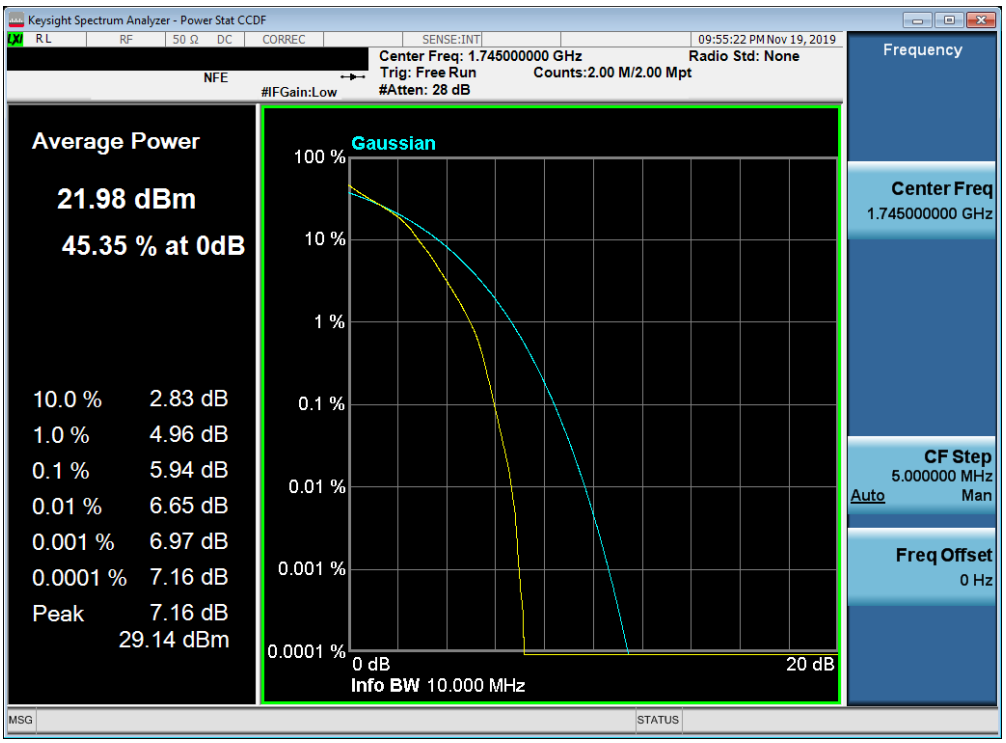

Plot 7-405. PAR Plot (Band 66/4 - 10.0MHz 16-QAM - Full RB Configuration)

© 2020 PCTEST
All rights reserved. Unless otherwise specified, no part of this report may be reproduced or utilized in any part, form or by any means, electronic or mechanical, including photocopying and microfilm, without permission in writing from PCTEST. If you have any questions about this international copyright or have an enquiry about obtaining additional rights to this report or assembly of contents thereof, please contact INFO@PCTEST.COM.

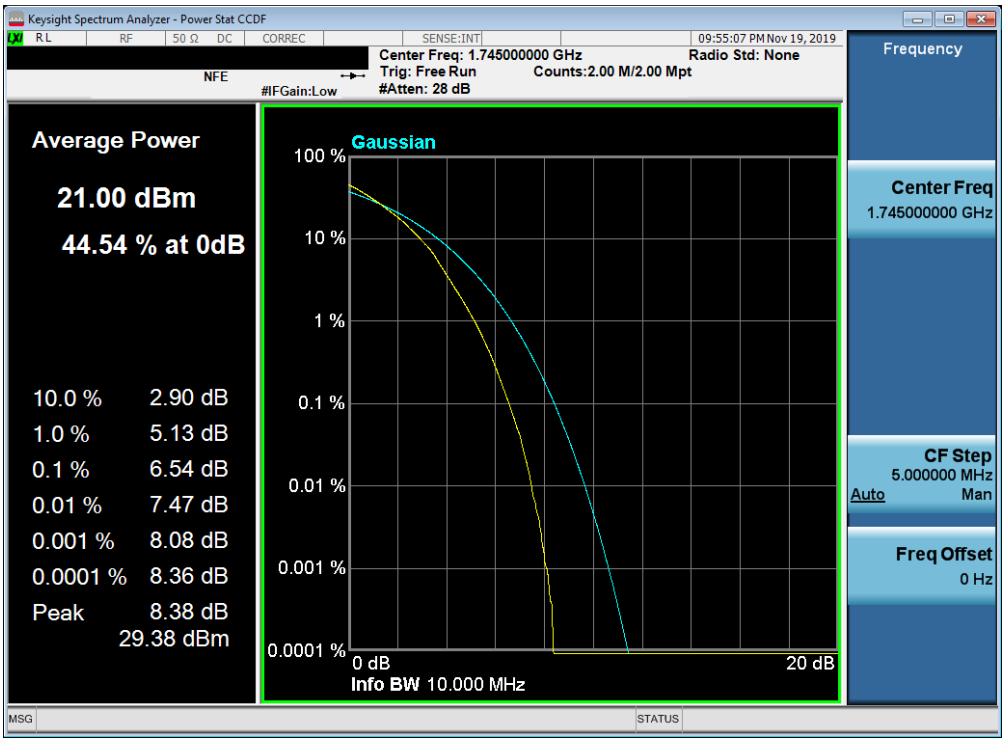

Plot 7-406. PAR Plot (Band 66/4 - 10.0MHz 64-QAM - Full RB Configuration)

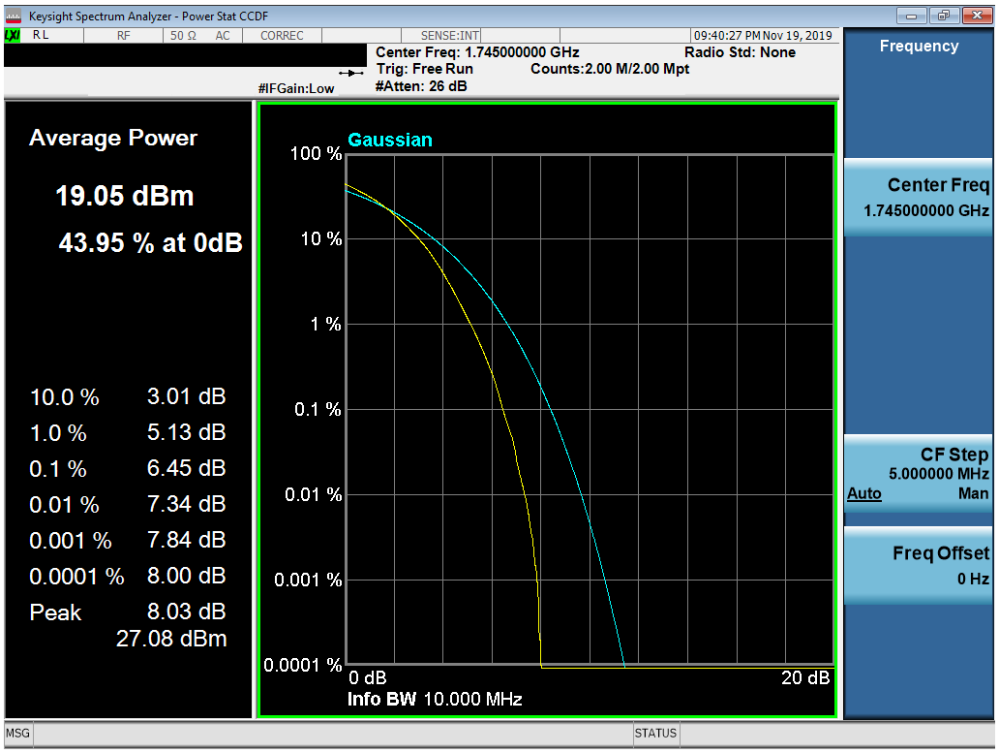

Plot 7-407. PAR Plot (Band 66/4 - 10.0MHz 256-QAM - Full RB Configuration)

© 2020 PCTEST
All rights reserved. Unless otherwise specified, no part of this report may be reproduced or utilized in any part, form or by any means, electronic or mechanical, including photocopying and microfilm, without permission in writing from PCTEST. If you have any questions about this international copyright or have an enquiry about obtaining additional rights to this report or assembly of contents thereof, please contact INFO@PCTEST.COM.

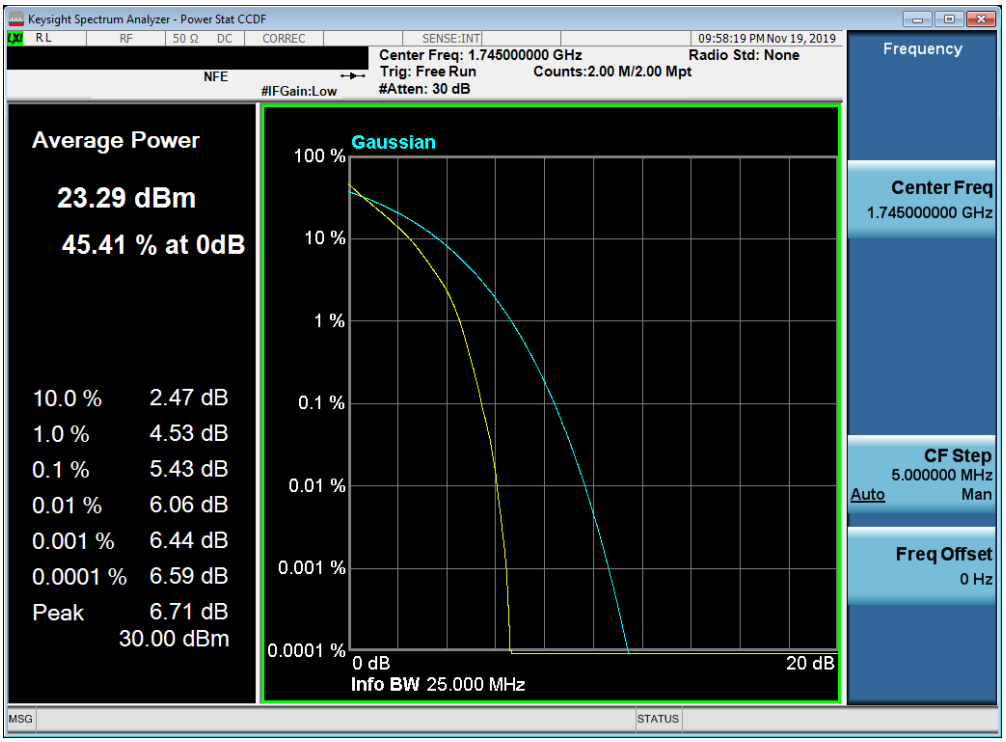

Plot 7-408. PAR Plot (Band 66/4 - 15.0MHz QPSK - Full RB Configuration)

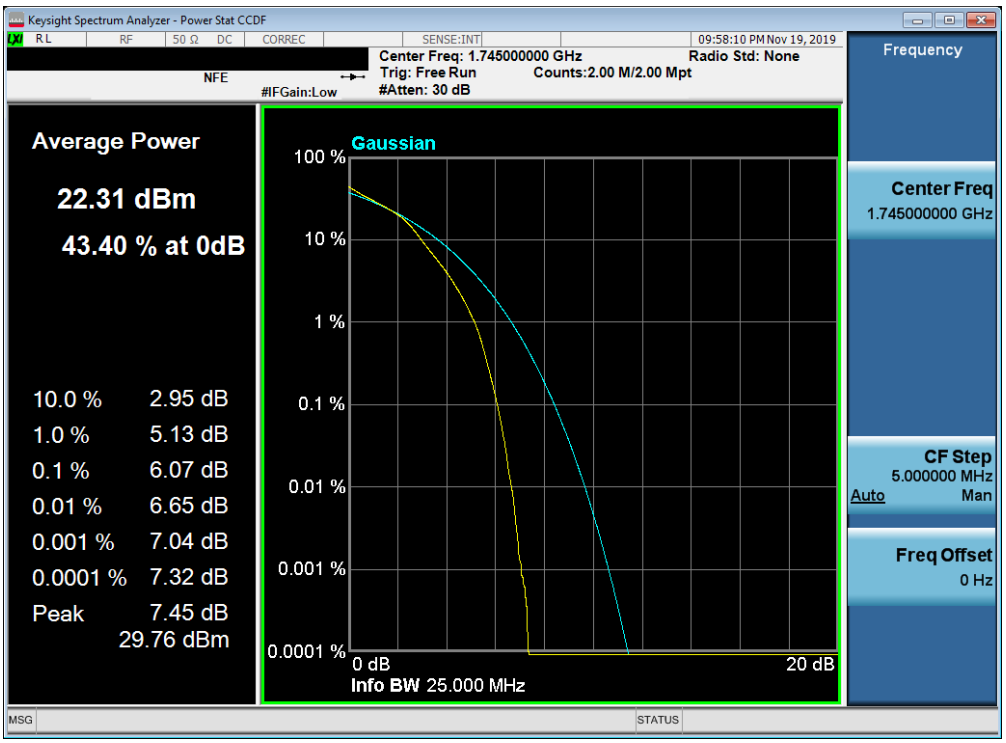

Plot 7-409. PAR Plot (Band 66/4 - 15.0MHz 16-QAM - Full RB Configuration)

© 2020 PCTEST
All rights reserved. Unless otherwise specified, no part of this report may be reproduced or utilized in any part, form or by any means, electronic or mechanical, including photocopying and microfilm, without permission in writing from PCTEST. If you have any questions about this international copyright or have an enquiry about obtaining additional rights to this report or assembly of contents thereof, please contact INFO@PCTEST.COM.

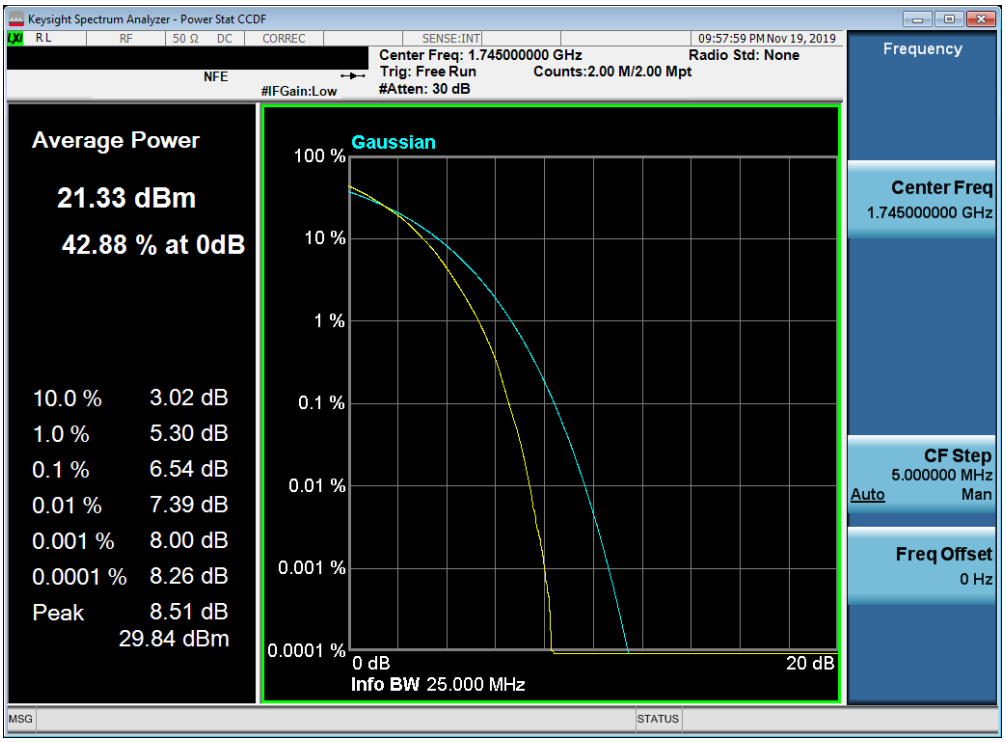

Plot 7-410. PAR Plot (Band 66/4 - 15.0MHz 64-QAM - Full RB Configuration)

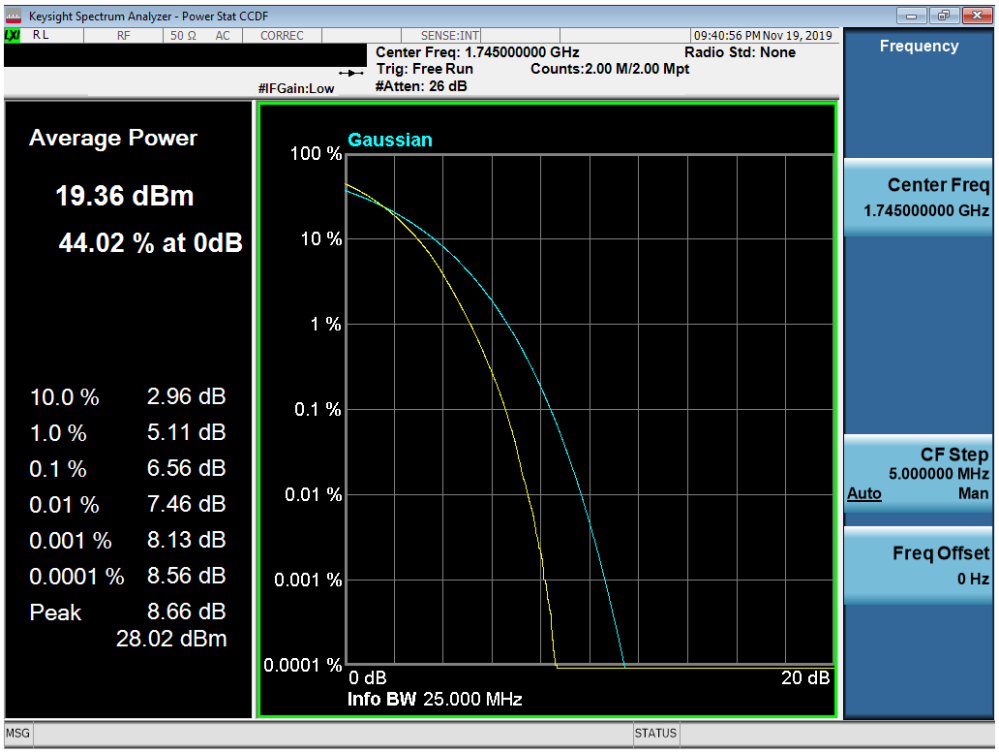

Plot 7-411. PAR Plot (Band 66/4 - 15.0MHz 256-QAM - Full RB Configuration)

© 2020 PCTEST
All rights reserved. Unless otherwise specified, no part of this report may be reproduced or utilized in any part, form or by any means, electronic or mechanical, including photocopying and microfilm, without permission in writing from PCTEST. If you have any questions about this international copyright or have an enquiry about obtaining additional rights to this report or assembly of contents thereof, please contact INFO@PCTEST.COM.

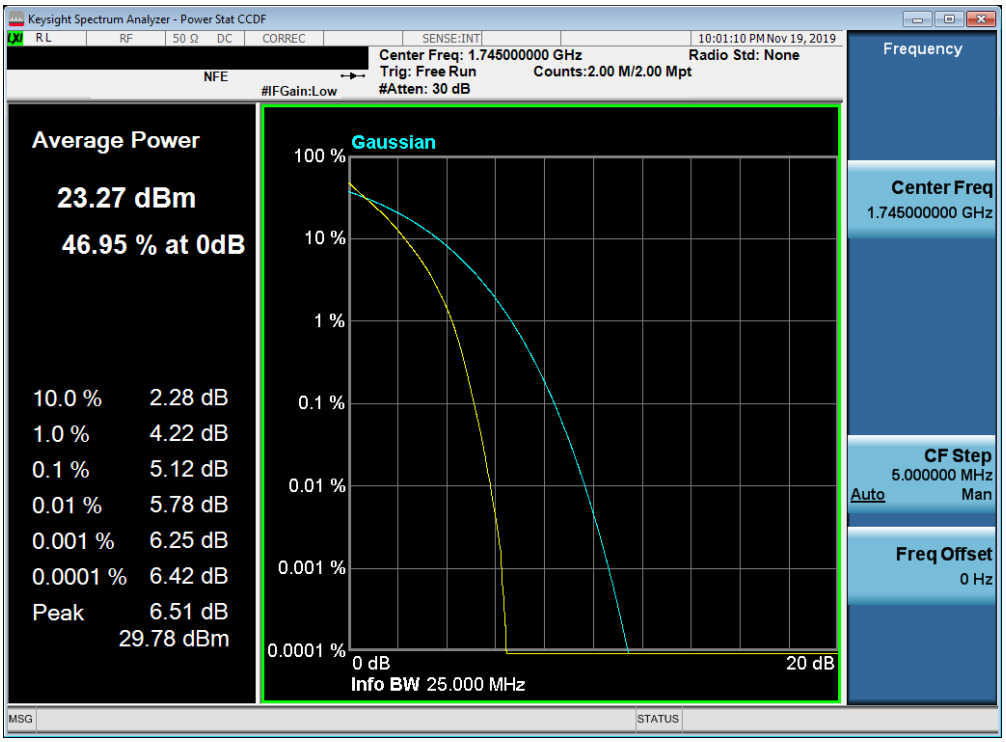

Plot 7-412. PAR Plot (Band 66/4 - 20.0MHz QPSK - Full RB Configuration)

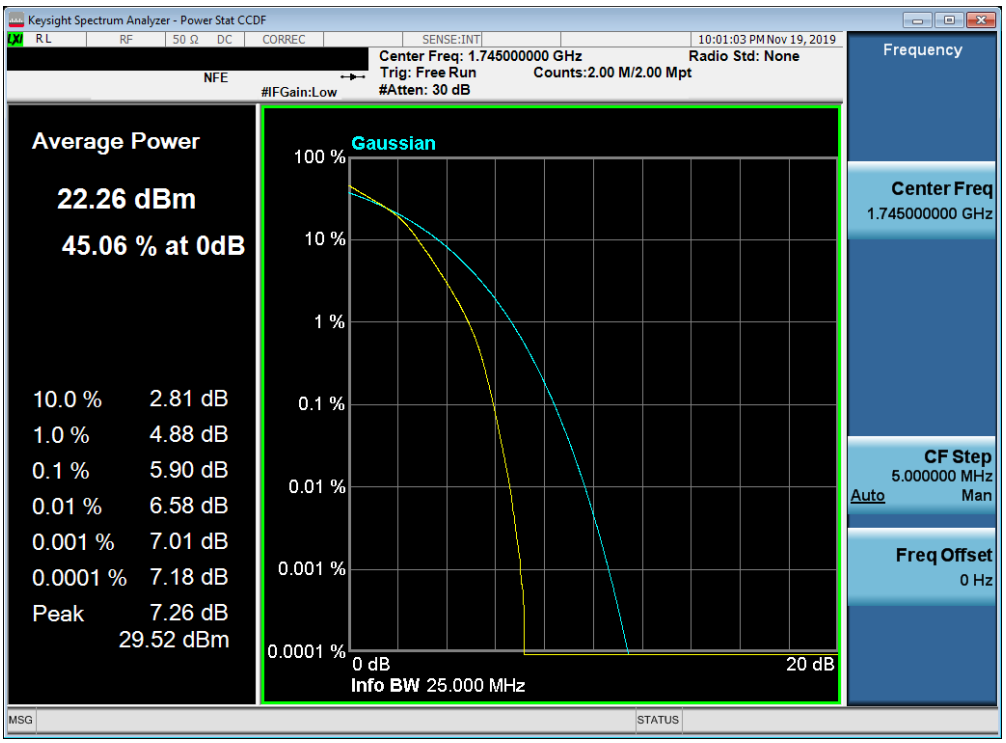

Plot 7-413. PAR Plot (Band 66/4 - 20.0MHz 16-QAM - Full RB Configuration)

© 2020 PCTEST
All rights reserved. Unless otherwise specified, no part of this report may be reproduced or utilized in any part, form or by any means, electronic or mechanical, including photocopying and microfilm, without permission in writing from PCTEST. If you have any questions about this international copyright or have an enquiry about obtaining additional rights to this report or assembly of contents thereof, please contact INFO@PCTEST.COM.

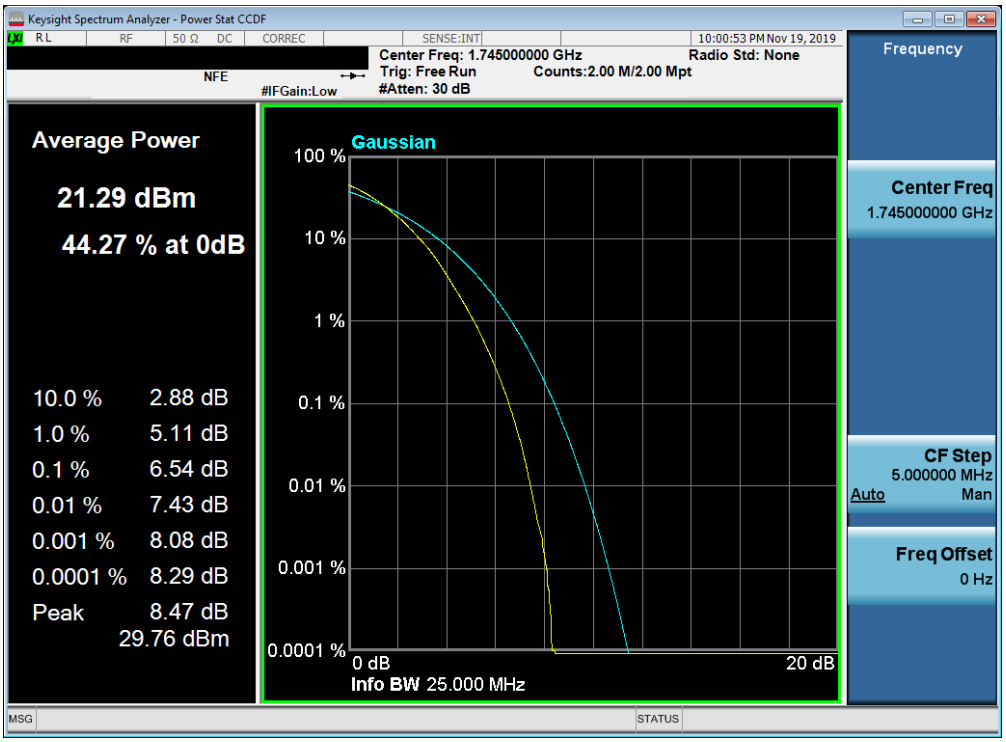

Plot 7-414. PAR Plot (Band 66/4 - 20.0MHz 64-QAM - Full RB Configuration)

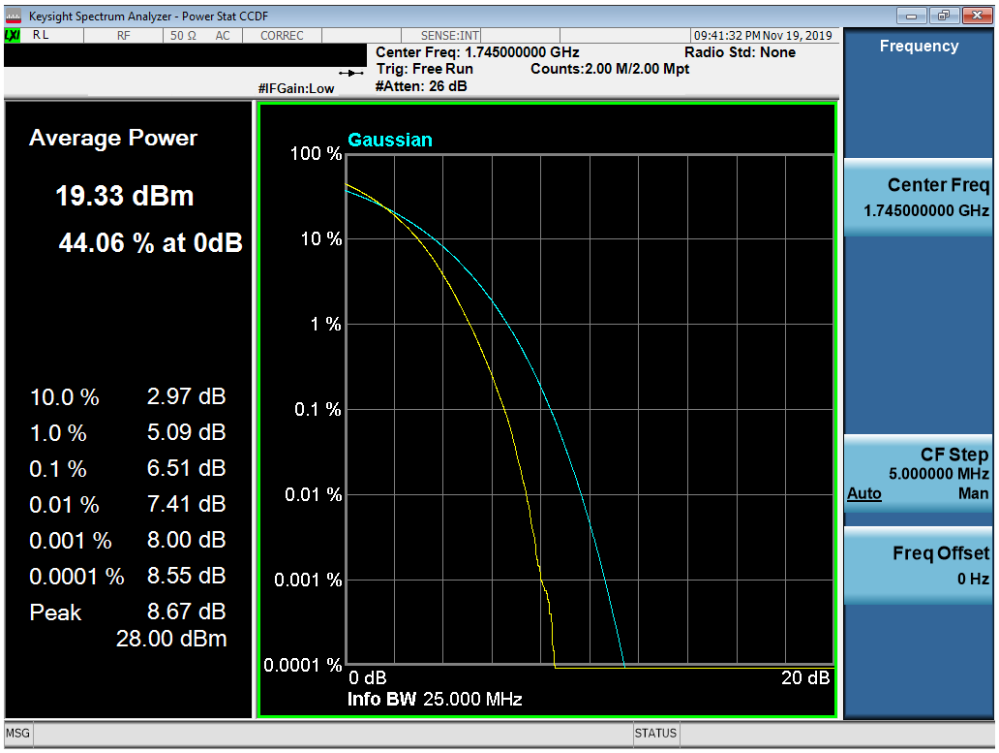

Plot 7-415. PAR Plot (Band 66/4 - 20.0MHz 256-QAM - Full RB Configuration)

© 2020 PCTEST
All rights reserved. Unless otherwise specified, no part of this report may be reproduced or utilized in any part, form or by any means, electronic or mechanical, including photocopying and microfilm, without permission in writing from PCTEST. If you have any questions about this international copyright or have an enquiry about obtaining additional rights to this report or assembly of contents thereof, please contact INFO@PCTEST.COM.

Band 25/2

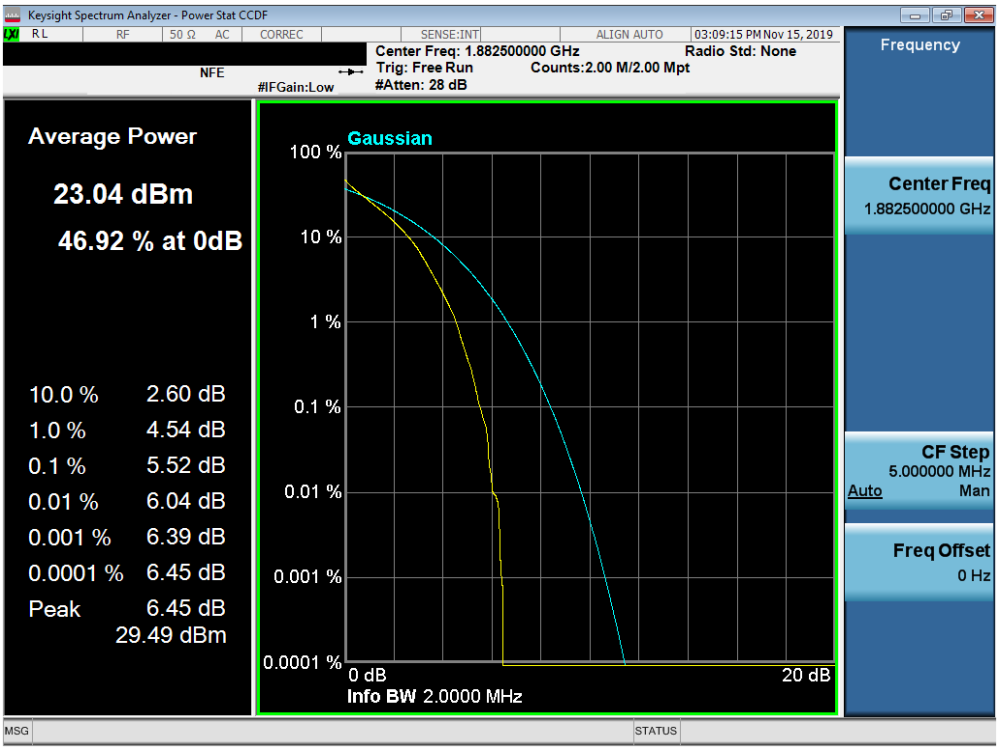

Plot 7-416. PAR Plot (Band 25/2 - 1.4MHz QPSK - Full RB Configuration)

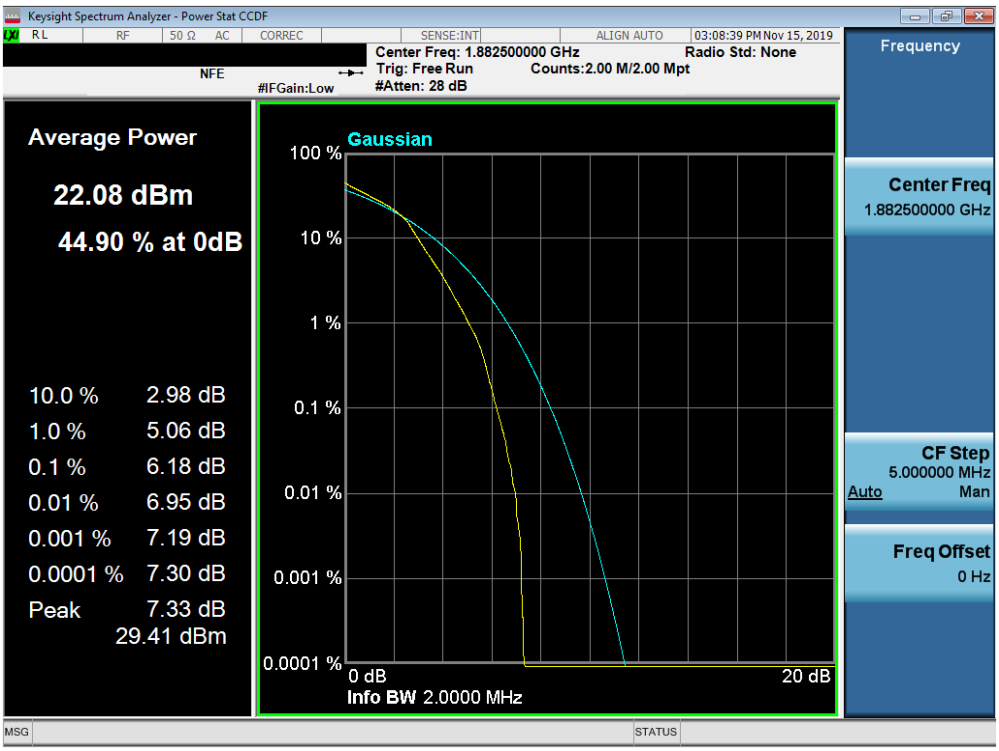

Plot 7-417. PAR Plot (Band 25/2 - 1.4MHz 16-QAM - Full RB Configuration)

© 2020 PCTEST V 9.0 02/01/2019
All rights reserved. Unless otherwise specified, no part of this report may be reproduced or utilized in any part, form or by any means, electronic or mechanical, including photocopying and microfilm, without permission in writing from PCTEST. If you have any questions about this international copyright or have an enquiry about obtaining additional rights to this report or assembly of contents thereof, please contact INFO@PCTEST.COM.

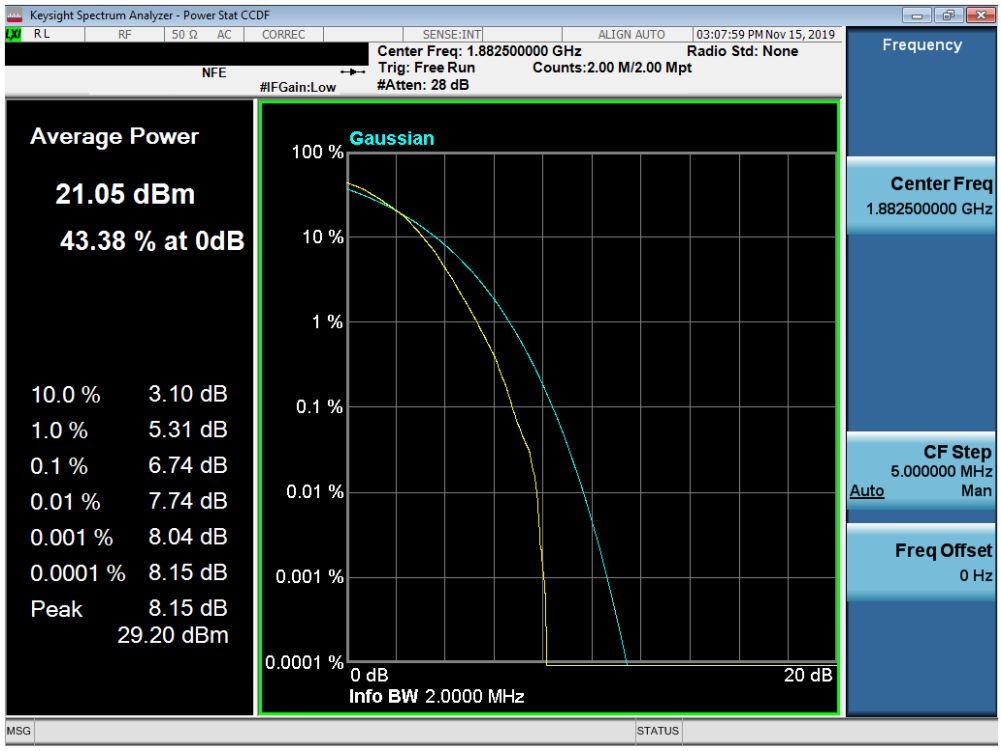

Plot 7-418. PAR Plot (Band 25/2 - 1.4MHz 64-QAM - Full RB Configuration)

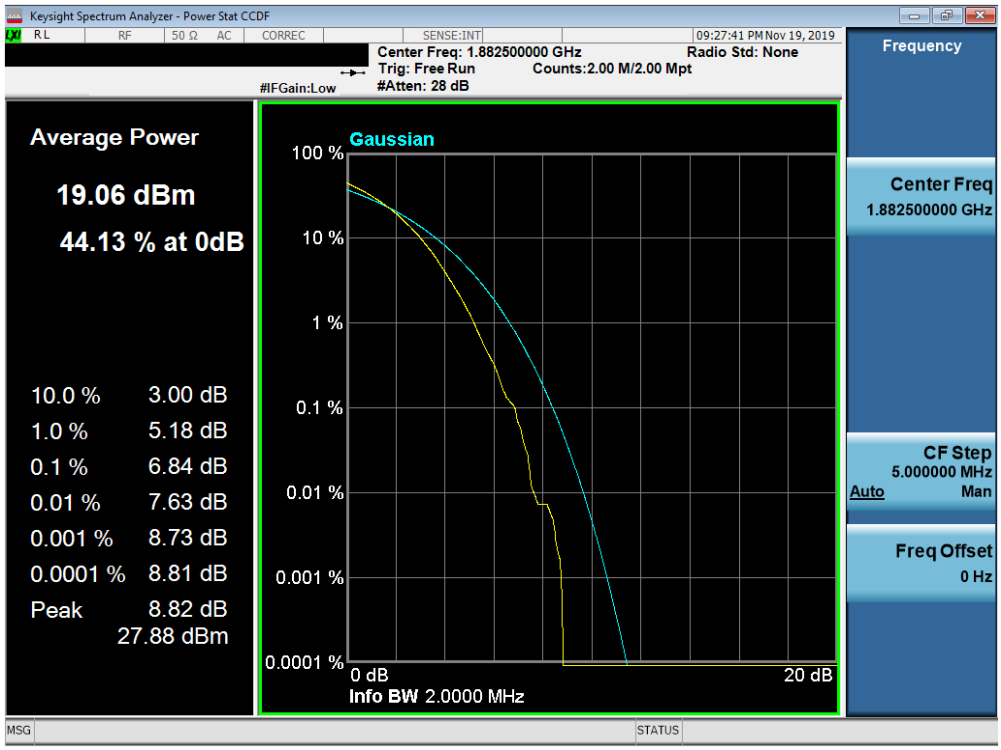

Plot 7-419. PAR Plot (Band 25/2 - 1.4MHz 256-QAM - Full RB Configuration)

© 2020 PCTEST V 9.0 02/01/2019

All rights reserved. Unless otherwise specified, no part of this report may be reproduced or utilized in any part, form or by any means, electronic or mechanical, including photocopying and microfilm, without permission in writing from PCTEST. If you have any questions about this international copyright or have an enquiry about obtaining additional rights to this report or assembly of contents thereof, please contact INFO@PCTEST.COM.

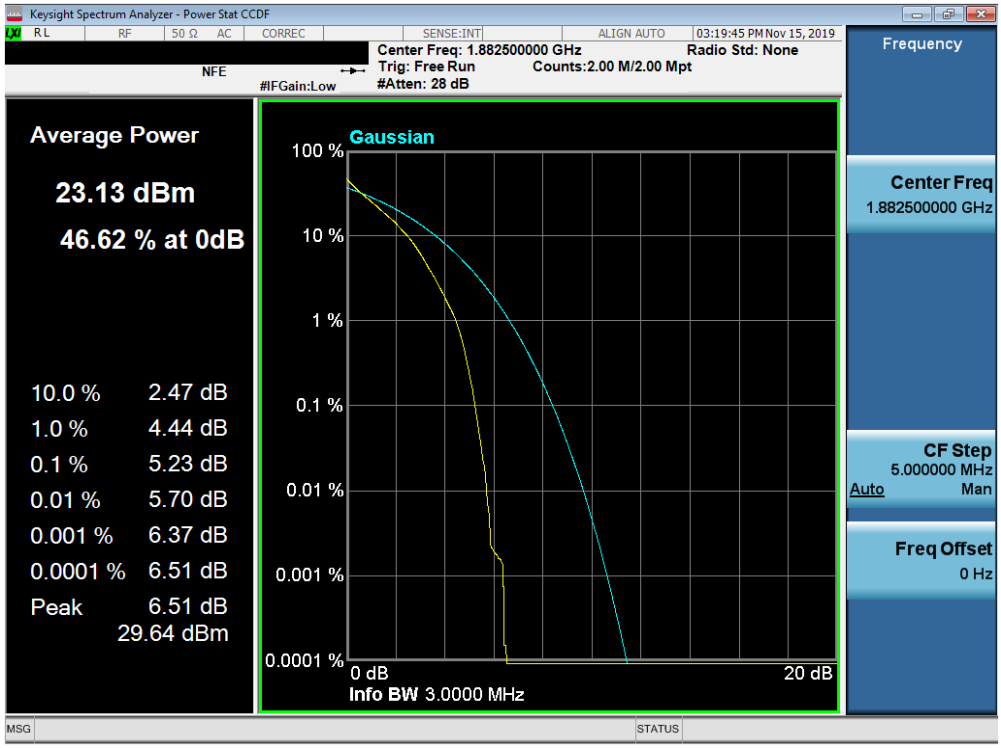

Plot 7-420. PAR Plot (Band 25/2 - 3.0MHz QPSK - Full RB Configuration)

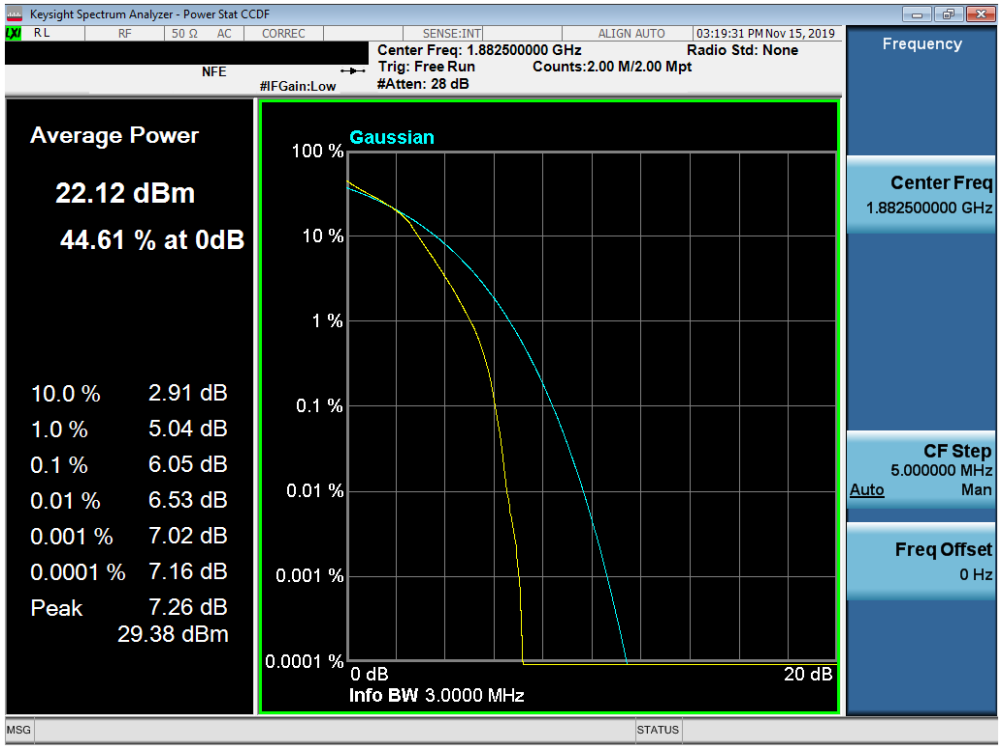

Plot 7-421. PAR Plot (Band 25/2 - 3.0MHz 16-QAM - Full RB Configuration)

© 2020 PCTEST V 9.0 02/01/2019

All rights reserved. Unless otherwise specified, no part of this report may be reproduced or utilized in any part, form or by any means, electronic or mechanical, including photocopying and microfilm, without permission in writing from PCTEST. If you have any questions about this international copyright or have an enquiry about obtaining additional rights to this report or assembly of contents thereof, please contact INFO@PCTEST.COM.

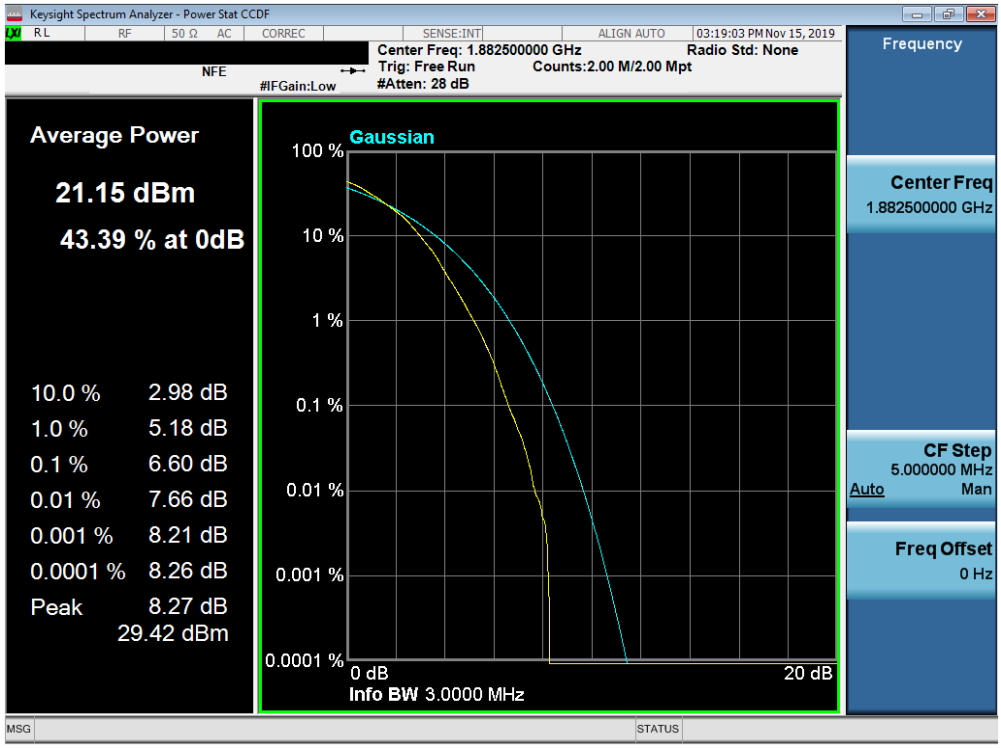

Plot 7-422. PAR Plot (Band 25/2 - 3.0MHz 64-QAM - Full RB Configuration)

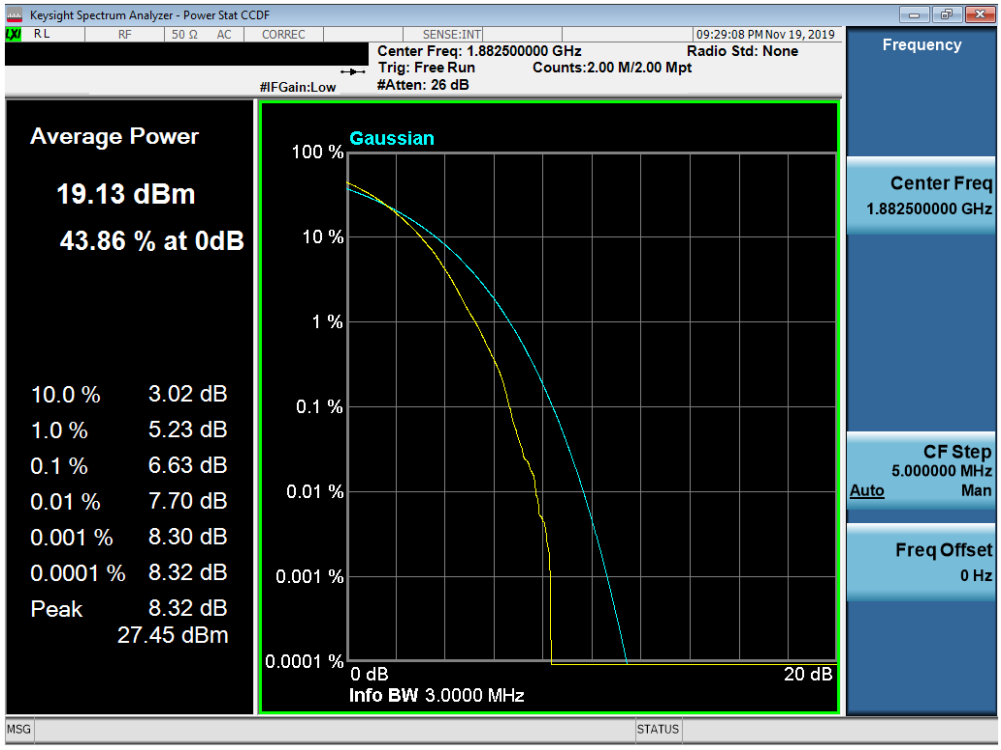

Plot 7-423. PAR Plot (Band 25/2 - 3.0MHz 256-QAM - Full RB Configuration)

© 2020 PCTEST
All rights reserved. Unless otherwise specified, no part of this report may be reproduced or utilized in any part, form or by any means, electronic or mechanical, including photocopying and microfilm, without permission in writing from PCTEST. If you have any questions about this international copyright or have an enquiry about obtaining additional rights to this report or assembly of contents thereof, please contact INFO@PCTEST.COM.