APPENDIX

– Test Setup and EUT photographs –

This report must not be reproduced, except in full, without written permission from Global CS Center.

1. Photograph of Test Setup

☐ Conducted Emission



[Mode 1-3 : Front]



[Mode 1-3 : Rear]

This report must not be reproduced, except in full, without written permission from Global CS Center.

[Mode 4 : Front]

[Mode 4 : Rear]

This report must not be reproduced, except in full, without written permission from Global CS Center.

Form No.: SRA-TRF-46/11

☐ Radiated Emission for Below 1 GHz



[Mode 1 : Front]

[Mode 1 : Rear]

This report must not be reproduced, except in full, without written permission from Global CS Center.



[Mode 2 - 3 : Front]

[Mode 2 - 3 : Rear]

This report must not be reproduced, except in full, without written permission from Global CS Center.

Form No.: SRA-TRF-46/11



[Mode 4 : Front]

[Mode 4 : Rear]

This report must not be reproduced, except in full, without written permission from Global CS Center.

☐ Radiated Emission for Above 1 GHz

[Mode 1 : Front]



[Mode 1 : Rear]

This report must not be reproduced, except in full, without written permission from Global CS Center.

Form No.: SRA-TRF-46/11



[Mode 2 - 3 : Front]



[Mode 2 - 3 : Rear]

This report must not be reproduced, except in full, without written permission from Global CS Center.



[Mode 4 : Front]



[Mode 4 : Rear]

This report must not be reproduced, except in full, without written permission from Global CS Center.