LTE Band 26 (Part 90)

Band 26 3MHz	 QPSK Low channel	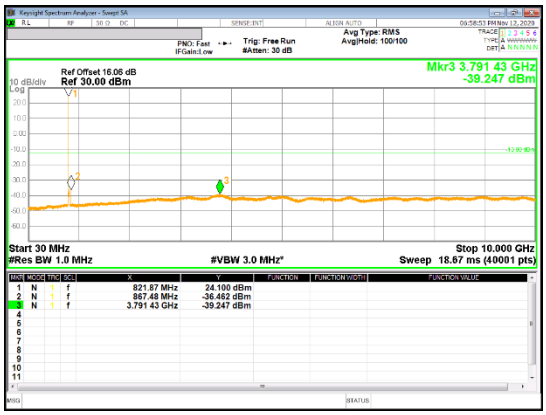 QPSK High channel

LTE Band 26 (Part 22)

Band 26 3MHz	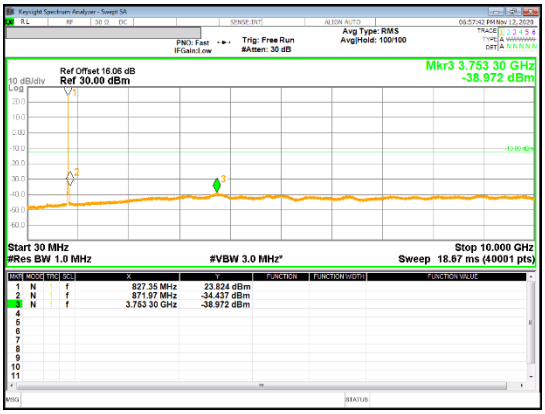 QPSK Low channel	 QPSK Mid channel
	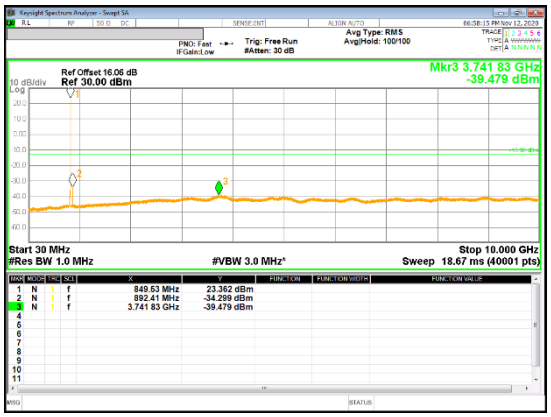 QPSK High channel	

UL Korea, Ltd. Confidential
This report shall not be reproduced except in full, without the written approval of UL Korea, Ltd.

LTE Band 41 (PC2)

Band 41 20MHz	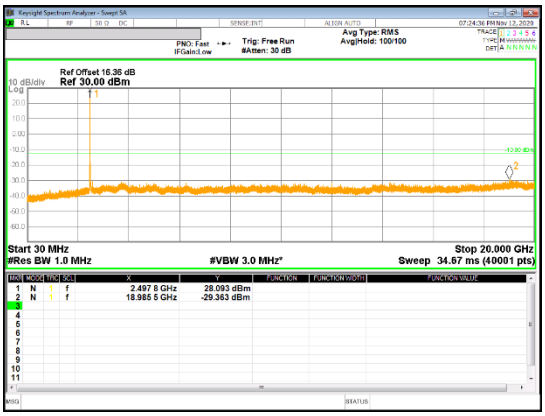 QPSK Low channel	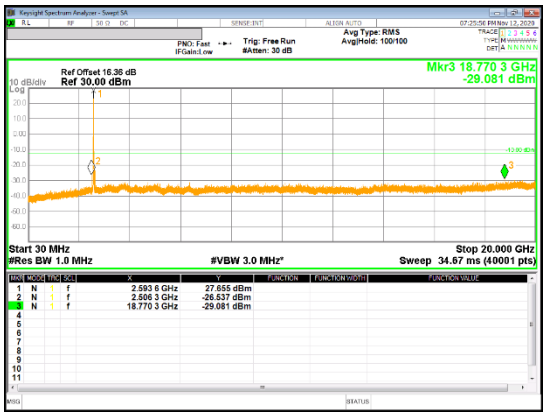 QPSK Mid channel
	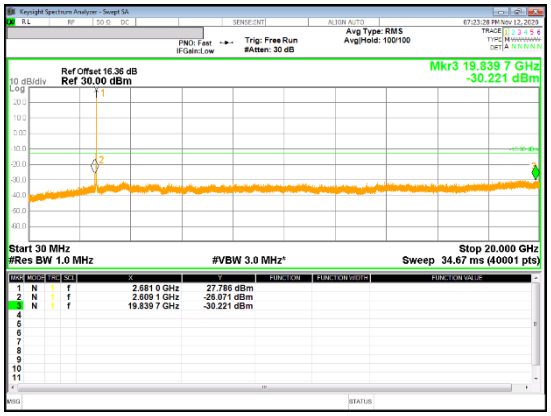 QPSK High channel	

UL Korea, Ltd. Suwon Laboratory FORM ID: FCC_22/24/27(04)
218 Maeyeong-ro, Yeongtong-gu, Suwon-si, Gyeonggi-do, 16675, Korea TEL: (031) 337-9902 FAX: (031) 213-5433
UL Korea, Ltd. Confidential
This report shall not be reproduced except in full, without the written approval of UL Korea, Ltd.

LTE Band 66

Band 66 1.4MHz	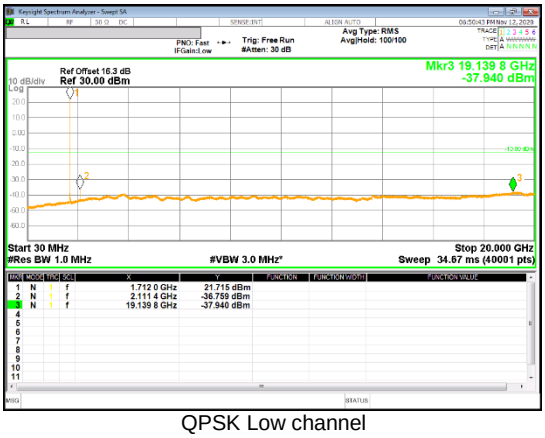 QPSK Low channel	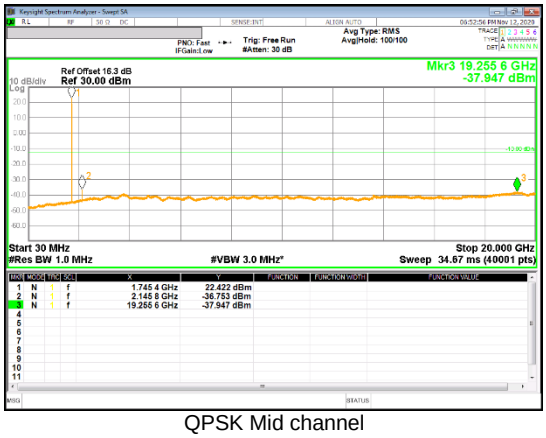 QPSK Mid channel
	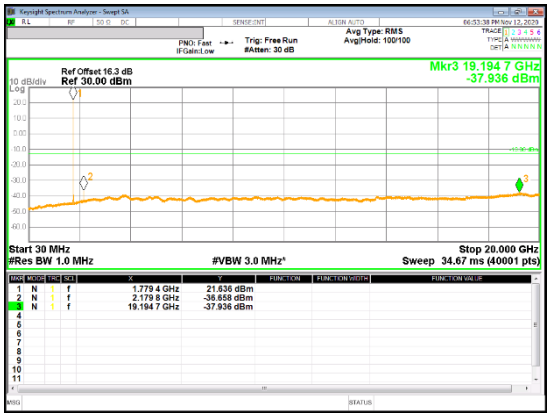 QPSK High channel	

UL Korea, Ltd. Suwon Laboratory FORM ID: FCC_22/24/27(04)
218 Maeyeong-ro, Yeongtong-gu, Suwon-si, Gyeonggi-do, 16675, Korea TEL: (031) 337-9902 FAX: (031) 213-5433
UL Korea, Ltd. Confidential
This report shall not be reproduced except in full, without the written approval of UL Korea, Ltd.

LTE Band 2

LTE Band 2(Frequency range: 1850-1910 MHz) is covered by LTE Band 25 (Frequency range: 1850-1915 MHz) due to overlapping frequency range, same maximum tune-up limit and same channel bandwidth.

LTE Band 4

LTE Band 4 (Frequency range: 1710-1755 MHz) is covered by LTE Band 66 (Frequency range: 1710-1780 MHz) due to overlapping frequency range, same maximum tune-up limit and same channel bandwidth.

LTE Band 5

LTE Band 5 (Frequency range: 824-849 MHz) is covered by LTE Band 26 (Frequency range: 814-849 MHz) due to overlapping frequency range, same maximum tune-up limit and same channel bandwidth.

LTE Band 17

LTE Band 17 (Frequency range: 704-716 MHz) is covered by LTE Band 12 (Frequency range: 699-716 MHz) due to overlapping frequency range, same maximum tune-up limit and same channel bandwidth.

LTE Band41(PC3)

LTE Band 41(PC3, Frequency range : 2496-2690 MHz) is covered by LTE Band 41(PC2) (Frequency range: 2496-2690 MHz) due to same frequency range, same channel bandwidth and maximum tune-up limit is higher than LTE Band41(PC3).

UL Korea, Ltd. Suwon Laboratory FORM ID: FCC_22/24/27(04)
218 Maeyeong-ro, Yeongtong-gu, Suwon-si, Gyeonggi-do, 16675, Korea TEL: (031) 337-9902 FAX: (031) 213-5433
UL Korea, Ltd. Confidential
This report shall not be reproduced except in full, without the written approval of UL Korea, Ltd.

NR Band n5

NR Band 5 5MHz	 QPSK Low channel	 QPSK Mid channel
	 QPSK High channel	

UL Korea, Ltd. Suwon Laboratory FORM ID: FCC_22/24/27(04)
218 Maeyeong-ro, Yeongtong-gu, Suwon-si, Gyeonggi-do, 16675, Korea TEL: (031) 337-9902 FAX: (031) 213-5433

UL Korea, Ltd. Confidential
This report shall not be reproduced except in full, without the written approval of UL Korea, Ltd.

NR Band n66

NR Band 66 5MHz	 QPSK Low channel	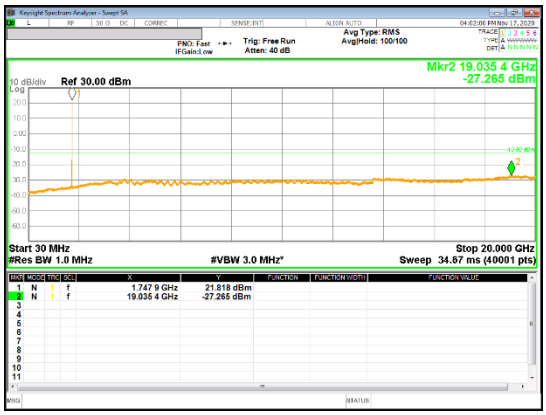 QPSK Mid channel
	 QPSK High channel	

UL Korea, Ltd. Suwon Laboratory FORM ID: FCC_22/24/27(04)
218 Maeyeong-ro, Yeongtong-gu, Suwon-si, Gyeonggi-do, 16675, Korea TEL: (031) 337-9902 FAX: (031) 213-5433

UL Korea, Ltd. Confidential
This report shall not be reproduced except in full, without the written approval of UL Korea, Ltd.

9.4. FREQUENCY STABILITY

RULE PART(S)

FCC: §2.1055, §22.355, §24.235,§27.54 and §90.213

LIMITS

§22.355 - The carrier frequency shall not depart from the reference frequency in excess of ±2.5 ppm for mobile stations.

§24.235 - The frequency stability shall be sufficient to ensure that the fundamental emission stays within the authorized frequency block.

§27.54 - The frequency stability shall be sufficient to ensure that the fundamental emissions stay within the authorized bands of operation.

§90.213 - The carrier frequency shall not depart from the reference frequency in excess of ±2.5 ppm for mobile stations.

TEST PROCEDURE

Per KDB 971168 D01 Power Meas License Digital Systems v03r01

RESULTS

See the following pages.

NOTE : Test were performed each lowest or highest frequency on the modulation condition of more wide bandwidth.(Please refer to section 9.1.1 OBW results)

UL Korea, Ltd. Suwon Laboratory FORM ID: FCC_22/24/27(04)
218 Maeyeong-ro, Yeongtong-gu, Suwon-si, Gyeonggi-do, 16675, Korea TEL: (031) 337-9902 FAX: (031) 213-5433
UL Korea, Ltd. Confidential
This report shall not be reproduced except in full, without the written approval of UL Korea, Ltd.

9.4.1. FREQUENCY STABILITY RESULTS

GSM 850, Channel 128/251, Frequency 824.2/848.8 MHz

Reference Frequency : GSM850 Low Channel 824.2 MHz / High Channel 848.8 MHz @ 20ºC						
Limit: +- 2.5 ppm =	Low Channel	2060.500	Hz	High Channel	2122.000	Hz
Power Supply [Vdc]	Environment Temperature [ºC]	Frequency Deviation Measureed with Time Elapse				
		Low Channel		High Channel		Limit [ppm]
		[MHz]	Delta [ppm]	[MHz]	Delta [ppm]	
3.88	50	824.20003267	0.010	848.80001837	0.002	2.5
3.88	40	824.20003471	0.008	848.80002873	-0.011	2.5
3.88	30	824.20003622	0.006	848.80001517	0.005	2.5
3.88	***20***	***824.20004129***	***0.000***	***848.80001973***	***0.000***	***2.5***
3.88	10	824.20002851	0.016	848.80001575	0.005	2.5
3.88	0	824.20009356	-0.063	848.80006993	-0.059	2.5
3.88	-10	824.20006160	-0.025	848.80004617	-0.031	2.5
3.88	-20	824.20008768	-0.056	848.80003019	-0.012	2.5
3.88	-30	824.20010089	-0.072	848.80003681	-0.020	2.5

Reference Frequency : GSM850 Low Channel 824.2 MHz / High Channel 848.8 MHz @ 20ºC						
Limit: +- 2.5 ppm =	Low Channel	2060.500	Hz	High Channel	2122.000	Hz
Power Supply [Vdc]	Environment Temperature [ºC]	Frequency Deviation Measureed with Time Elapse				
		Low Channel		High Channel		Limit [ppm]
		[MHz]	Delta [ppm]	[MHz]	Delta [ppm]	
3.88	***20***	**824.20004129**	***0***	**848.80001973**	***0***	***2.5***
4.42	20	824.20001120	0.037	848.80001333	0.008	2.5
3.65	20	824.20001207	0.035	848.80001062	0.011	2.5

GSM 1900, Channel 512/810, Frequency 1850.0/1910.0 MHz (Lowest Frequency:EGPRS / Highest Frequency: EGPRS)

Limit		1850	1910	Delta (Hz)	Frequency Stability (ppm)
Condition		F low @ End of OBW	F high @ End of OBW		
Temperature	Voltage	(MHz)	(MHz)		
Normal (20C)	Normal	1850.0779	1909.9244		
Extreme (50C)		1850.0780	1909.9245	131.7	0.070
Extreme (40C)		1850.0780	1909.9245	104.2	0.055
Extreme (30C)		1850.0780	1909.9246	171.3	0.091
Extreme (10C)		1850.0780	1909.9245	130.1	0.069
Extreme (0C)		1850.0780	1909.9246	148.3	0.079
Extreme (-10C)		1850.0780	1909.9245	87.3	0.046
Extreme (-20C)		1850.0779	1909.9245	74.8	0.040
Extreme (-30C)		1850.0779	1909.9245	79.6	0.042
20C	15%	1850.0780	1909.9244	16.9	0.009
	-15%	1850.0780	1909.9244	22.3	0.012
	End Point	1850.0780	1909.9244	29.5	0.016

UL Korea, Ltd. Suwon Laboratory FORM ID: FCC_22/24/27(04)
218 Maeyeong-ro, Yeongtong-gu, Suwon-si, Gyeonggi-do, 16675, Korea TEL: (031) 337-9902 FAX: (031) 213-5433
UL Korea, Ltd. Confidential
This report shall not be reproduced except in full, without the written approval of UL Korea, Ltd.

WCDMA Band 5

Reference Frequency : WCDMA Band 5 Low Channel 826.4 MHz / High Channel 846.6 MHz @ 20ºC						
Limit: +- 2.5 ppm =	Low Channel	2066.000	Hz	High Channel	2116.500	Hz
Power Supply [Vdc]	Environment Temperature [ºC]	Frequency Deviation Measureed with Time Elapse				Limit [ppm]
		Low Channel		High Channel		
		[MHz]	Delta [ppm]	[MHz]	Delta [ppm]	
3.88	50	826.40002306	-0.015	846.60003518	-0.019	2.5
3.88	40	826.40001669	-0.007	846.60001119	0.009	2.5
3.88	30	826.40000938	0.002	846.60001585	0.004	2.5
3.88	***20***	***826.40001101***	***0.000***	***846.60001923***	***0.000***	***2.5***
3.88	10	826.40002004	-0.011	846.60002151	-0.003	2.5
3.88	0	826.40002190	-0.013	846.60002402	-0.006	2.5
3.88	-10	826.40008675	-0.092	846.60003385	-0.017	2.5
3.88	-20	826.40009383	-0.100	846.60004193	-0.027	2.5
3.88	-30	826.40014390	-0.161	846.60004334	-0.028	2.5

Reference Frequency : WCDMA Band 5 Low Channel 826.4 MHz / High Channel 846.6 MHz @ 20ºC						
Limit: +- 2.5 ppm =	Low Channel	2066.000	Hz	High Channel	2116.500	Hz
Power Supply [Vdc]	Environment Temperature [ºC]	Frequency Deviation Measureed with Time Elapse				Limit [ppm]
		Low Channel		High Channel		
		[MHz]	Delta [ppm]	[MHz]	Delta [ppm]	
3.88	***20***	**826.40001101**	***0***	**846.60001923**	***0***	***2.5***
4.42	20	826.40000387	0.009	846.60000278	0.019	2.5
3.65	20	826.40000292	0.010	846.60000458	0.017	2.5

WCDMA Band 4 (Lowest Frequency:HSDPA / Highest Frequency: REL99)

Limit		1710	1755	Delta (Hz)	Frequency Stability (ppm)
Condition		F low @ End of OBW	F high @ End of OBW		
Temperature	Voltage	(MHz)	(MHz)		
Normal (20C)	Normal	1710.3226	1754.6764		
Extreme (50C)		1710.3226	1754.6764	21.0	0.012
Extreme (40C)		1710.3226	1754.6764	21.3	0.012
Extreme (30C)		1710.3226	1754.6764	18.5	0.011
Extreme (10C)		1710.3226	1754.6764	17.7	0.010
Extreme (0C)		1710.3226	1754.6764	29.4	0.017
Extreme (-10C)		1710.3226	1754.6764	26.1	0.015
Extreme (-20C)		1710.3226	1754.6764	12.0	0.007
Extreme (-30C)		1710.3226	1754.6764	14.7	0.008
20C	15%	1710.3226	1754.6764	4.2	0.002
	-15%	1710.3226	1754.6764	4.6	0.003
	End Point	1710.3226	1754.6764	4.9	0.003

UL Korea, Ltd. Suwon Laboratory FORM ID: FCC_22/24/27(04)
218 Maeyeong-ro, Yeongtong-gu, Suwon-si, Gyeonggi-do, 16675, Korea TEL: (031) 337-9902 FAX: (031) 213-5433
UL Korea, Ltd. Confidential
This report shall not be reproduced except in full, without the written approval of UL Korea, Ltd.

WCDMA Band 2 (Lowest Frequency:HSDPA / Highest Frequency: HSDPA)

Limit		1850	1910	Delta (Hz)	Frequency Stability (ppm)
Condition		F low @ End of OBW	F high @ End of OBW		
Temperature	Voltage	(MHz)	(MHz)		
Normal (20C)	Normal	1850.3231	1909.6688		
Extreme (50C)		1850.3231	1909.6688	74.0	0.039
Extreme (40C)		1850.3231	1909.6688	79.9	0.043
Extreme (30C)		1850.3231	1909.6688	94.5	0.050
Extreme (10C)		1850.3232	1909.6689	175.0	0.093
Extreme (0C)		1850.3232	1909.6689	148.6	0.079
Extreme (-10C)		1850.3232	1909.6689	149.5	0.080
Extreme (-20C)		1850.3232	1909.6689	180.7	0.096
Extreme (-30C)		1850.3232	1909.6689	150.7	0.080
20C	15%	1850.3231	1909.6688	5.1	0.003
	-15%	1850.3231	1909.6688	5.8	0.003
	End Point	1850.3231	1909.6688	5.8	0.003

LTE Band 12 (Lowest Frequency:16QAM / Highest Frequency: 16QAM)

Limit		699	716	Delta (Hz)	Frequency Stability (ppm)
Condition		F low @ End of OBW	F high @ End of OBW		
Temperature	Voltage	(MHz)	(MHz)		
Normal (20C)	Normal	699.1581	715.8456		
Extreme (50C)		699.1581	715.8456	18.8	0.027
Extreme (40C)		699.1581	715.8456	22.7	0.032
Extreme (30C)		699.1581	715.8456	6.6	0.009
Extreme (10C)		699.1581	715.8456	16.0	0.023
Extreme (0C)		699.1581	715.8456	3.4	0.005
Extreme (-10C)		699.1581	715.8456	12.7	0.018
Extreme (-20C)		699.1581	715.8456	23.1	0.033
Extreme (-30C)		699.1581	715.8456	24.3	0.034
20C	15%	699.1581	715.8456	4.0	0.006
	-15%	699.1581	715.8456	3.4	0.005
	End Point	699.1581	715.8456	3.4	0.005

UL Korea, Ltd. Confidential
This report shall not be reproduced except in full, without the written approval of UL Korea, Ltd.

LTE Band 13 (Lowest Frequency:16QAM / Highest Frequency: 16QAM)

Limit		777	787	Delta (Hz)	Frequency Stability (ppm)
Condition		F low @ End of OBW	F high @ End of OBW		
Temperature	Voltage	(MHz)	(MHz)		
Normal (20C)	Normal	777.2474	786.7430		
Extreme (50C)		777.2474	786.7430	6.5	0.008
Extreme (40C)		777.2474	786.7430	4.3	0.005
Extreme (30C)		777.2474	786.7430	4.1	0.005
Extreme (10C)		777.2474	786.7430	3.3	0.004
Extreme (0C)		777.2474	786.7430	3.5	0.004
Extreme (-10C)		777.2474	786.7430	21.0	0.027
Extreme (-20C)		777.2474	786.7430	22.1	0.028
Extreme (-30C)		777.2474	786.7430	24.2	0.031
20C	15%	777.2474	786.7430	4.6	0.006
	-15%	777.2474	786.7430	4.8	0.006
	End Point	777.2474	786.7430	4.5	0.006

LTE Band 25 (QPSK)

Limit		1850	1915	Delta (Hz)	Frequency Stability (ppm)
Condition		F low @ End of OBW	F high @ End of OBW		
Temperature	Voltage	(MHz)	(MHz)		
Normal (20C)	Normal	1850.1556	1914.8432		
Extreme (50C)		1850.1557	1914.8433	128.7	0.068
Extreme (40C)		1850.1557	1914.8433	155.8	0.083
Extreme (30C)		1850.1557	1914.8433	149.3	0.079
Extreme (10C)		1850.1556	1914.8432	45.4	0.024
Extreme (0C)		1850.1556	1914.8432	49.0	0.026
Extreme (-10C)		1850.1556	1914.8432	46.0	0.024
Extreme (-20C)		1850.1556	1914.8432	49.1	0.026
Extreme (-30C)		1850.1556	1914.8432	44.5	0.024
20C	15%	1850.1557	1914.8432	7.8	0.004
	-15%	1850.1557	1914.8432	6.1	0.003
	End Point	1850.1557	1914.8432	6.2	0.003

UL Korea, Ltd. Suwon Laboratory FORM ID: FCC_22/24/27(04)
218 Maeyeong-ro, Yeongtong-gu, Suwon-si, Gyeonggi-do, 16675, Korea TEL: (031) 337-9902 FAX: (031) 213-5433
UL Korea, Ltd. Confidential
This report shall not be reproduced except in full, without the written approval of UL Korea, Ltd.

LTE Band 26

Reference Frequency : LTE Band 26 Low Channel 814.7 MHz / High Channel 848.3 MHz @ 20ºC						
Limit: +- 2.5 ppm =	Low Channel	2036.750	Hz	High Channel	2120.750	Hz
Power Supply [Vdc]	Environment Temperature [ºC]	Frequency Deviation Measureed with Time Elapse				Limit [ppm]
		Low Channel		High Channel		
		[MHz]	Delta [ppm]	[MHz]	Delta [ppm]	
3.88	50	814.70001349	0.007	848.30002160	-0.001	2.5
3.88	40	814.70001871	0.000	848.30001648	0.005	2.5
3.88	30	814.70002166	-0.003	848.30001774	0.003	2.5
3.88	***20***	***814.70001904***	***0.000***	***848.30002044***	***0.000***	***2.5***
3.88	10	814.70025001	-0.284	848.30014269	-0.144	2.5
3.88	0	814.70024075	-0.272	848.30010585	-0.101	2.5
3.88	-10	814.70020821	-0.232	848.30009865	-0.092	2.5
3.88	-20	814.70024006	-0.271	848.30006808	-0.056	2.5
3.88	-30	814.70017195	-0.188	848.30005912	-0.046	2.5

Reference Frequency : LTE Band 26 Low Channel 814.7 MHz / High Channel 848.3 MHz @ 20ºC						
Limit: +- 2.5 ppm =	Low Channel	2036.750	Hz	High Channel	2120.750	Hz
Power Supply [Vdc]	Environment Temperature [ºC]	Frequency Deviation Measureed with Time Elapse				Limit [ppm]
		Low Channel		High Channel		
		[MHz]	Delta [ppm]	[MHz]	Delta [ppm]	
3.88	***20***	**814.70001904**	***0***	**848.30002044**	***0***	***2.5***
4.42	20	814.70000425	0.018	848.30000546	0.018	2.5
3.65	20	814.70000402	0.018	848.30000408	0.019	2.5

LTE Band 41 (Lowest Frequency:16QAM / Highest Frequency: 16QAM)

Limit		2496	2690	Delta (Hz)	Frequency Stability (ppm)
Condition		F low @ End of OBW	F high @ End of OBW		
Temperature	Voltage	(MHz)	(MHz)		
Normal (20C)	Normal	2494.0126	2691.9788		
Extreme (50C)		2494.0126	2691.9788	44.5	0.017
Extreme (40C)		2494.0126	2691.9788	36.4	0.014
Extreme (30C)		2494.0126	2691.9788	36.6	0.014
Extreme (10C)		2494.0126	2691.9788	45.9	0.018
Extreme (0C)		2494.0127	2691.9789	82.9	0.032
Extreme (-10C)		2494.0127	2691.9789	94.7	0.037
Extreme (-20C)		2494.0127	2691.9789	147.1	0.057
Extreme (-30C)		2494.0128	2691.9790	207.8	0.080
20C	15%	2494.0126	2691.9788	10.7	0.004
	-15%	2494.0126	2691.9788	11.3	0.004
	End Point	2494.0126	2691.9788	11.2	0.004

UL Korea, Ltd. Suwon Laboratory FORM ID: FCC_22/24/27(04)
218 Maeyeong-ro, Yeongtong-gu, Suwon-si, Gyeonggi-do, 16675, Korea TEL: (031) 337-9902 FAX: (031) 213-5433
UL Korea, Ltd. Confidential
This report shall not be reproduced except in full, without the written approval of UL Korea, Ltd.

LTE Band 66 (Lowest Frequency: 16QAM / Highest Frequency: QPSK)

Limit		1710	1780	Delta (Hz)	Frequency Stability (ppm)
Condition		F low @ End of OBW	F high @ End of OBW		
Temperature	Voltage	(MHz)	(MHz)		
Normal (20C)	Normal	1710.6995	1779.3005		
Extreme (50C)		1710.6995	1779.3006	31.7	0.018
Extreme (40C)		1710.6995	1779.3006	41.3	0.024
Extreme (30C)		1710.6995	1779.3006	24.8	0.014
Extreme (10C)		1710.6995	1779.3006	42.5	0.024
Extreme (0C)		1710.6995	1779.3006	58.6	0.034
Extreme (-10C)		1710.6995	1779.3006	34.7	0.020
Extreme (-20C)		1710.6995	1779.3006	35.9	0.021
Extreme (-30C)		1710.6995	1779.3006	40.6	0.023
20C	15%	1710.6995	1779.3006	7.5	0.004
	-15%	1710.6995	1779.3006	6.2	0.004
	End Point	1710.6995	1779.3006	7.3	0.004

LTE Band 2

LTE Band 2(Frequency range: 1850-1910 MHz) is covered by LTE Band 25 (Frequency range: 1850-1915 MHz) due to overlapping frequency range, same maximum tune-up limit and same channel bandwidth.

LTE Band 4

LTE Band 4 (Frequency range: 1710-1755 MHz) is covered by LTE Band 66 (Frequency range: 1710-1780 MHz) due to overlapping frequency range, same maximum tune-up limit and same channel bandwidth.

LTE Band 5

LTE Band 5 (Frequency range: 824-849 MHz) is covered by LTE Band 26 (Frequency range: 814-849 MHz) due to overlapping frequency range, same maximum tune-up limit and same channel bandwidth.

LTE Band 17

LTE Band 17 (Frequency range: 704-716 MHz) is covered by LTE Band 12 (Frequency range: 699-716 MHz) due to overlapping frequency range, same maximum tune-up limit and same channel bandwidth.

LTE Band41(PC3)

LTE Band 41(PC3, Frequency range : 2496-2690 MHz) is covered by LTE Band 41(PC2) (Frequency range: 2496-2690 MHz) due to same frequency range, same channel bandwidth and maximum tune-up limit is higher than LTE Band41(PC3).

UL Korea, Ltd. Suwon Laboratory FORM ID: FCC_22/24/27(04)
218 Maeyeong-ro, Yeongtong-gu, Suwon-si, Gyeonggi-do, 16675, Korea TEL: (031) 337-9902 FAX: (031) 213-5433
UL Korea, Ltd. Confidential
This report shall not be reproduced except in full, without the written approval of UL Korea, Ltd.

5G NR Band 5

Reference Frequency : 5G NR Band 5 Low Channel 826.5 MHz / High Channel 846.5 MHz @ 20°C						
Limit: +- 2.5 ppm =	Low Channel	2066.250	Hz	High Channel	2116.250	Hz
Power Supply [Vdc]	Environment Temperature [°C]	Frequency Deviation Measureed with Time Elapse				Limit [ppm]
		Low Channel		High Channel		
		[MHz]	Delta [ppm]	[MHz]	Delta [ppm]	
3.88	50	826.50004390	-0.006	846.50006147	-0.010	2.5
3.88	40	826.50005277	-0.017	846.50004838	0.005	2.5
3.88	30	826.50004025	-0.002	846.50004793	0.006	2.5
3.88	***20***	***826.50003862***	***0.000***	***846.50005274***	***0.000***	***2.5***
3.88	10	826.50005128	-0.015	846.50006449	-0.014	2.5
3.88	0	826.50004657	-0.010	846.50005060	0.003	2.5
3.88	-10	826.50006392	-0.031	846.50004742	0.006	2.5
3.88	-20	826.50004250	-0.005	846.50006360	-0.013	2.5
3.88	-30	826.50006363	-0.030	846.50004985	0.003	2.5

Reference Frequency : 5G NR Band 5 Low Channel 826.5 MHz / High Channel 846.5 MHz @ 20°C						
Limit: +- 2.5 ppm =	Low Channel	2066.250	Hz	High Channel	2116.250	Hz
Power Supply [Vdc]	Environment Temperature [°C]	Frequency Deviation Measureed with Time Elapse				Limit [ppm]
		Low Channel		High Channel		
		[MHz]	Delta [ppm]	[MHz]	Delta [ppm]	
3.88	***20***	**826.50003862**	***0***	**846.50005274**	***0***	***2.5***
4.42	20	826.50002242	0.020	846.50001069	0.050	2.5
3.65	20	826.50001863	0.024	846.50002137	0.037	2.5

5G NR Band 66(Lowest Frequency: 16QAM / Highest Frequency: QPSK)

Limit		1710	1780	Delta (Hz)	Frequency Stability (ppm)
Condition		F low @ End of OBW	F high @ End of OBW		
Temperature	Voltage	(MHz)	(MHz)		
Normal (20C)	Normal	1708.0115	1781.9757		
Extreme (50C)		1708.0115	1781.9757	6.3	0.004
Extreme (40C)		1708.0115	1781.9757	7.1	0.004
Extreme (30C)		1708.0115	1781.9757	8.8	0.005
Extreme (10C)		1708.0115	1781.9757	4.2	0.002
Extreme (0C)		1708.0115	1781.9757	5.5	0.003
Extreme (-10C)		1708.0115	1781.9757	5.2	0.003
Extreme (-20C)		1708.0115	1781.9757	6.2	0.004
Extreme (-30C)		1708.0115	1781.9757	5.1	0.003
20C	15%	1708.0115	1781.9757	8.8	0.005
	-15%	1708.0115	1781.9757	7.6	0.004
	End Point	1708.0115	1781.9757	7.6	0.004

UL Korea, Ltd. Confidential
This report shall not be reproduced except in full, without the written approval of UL Korea, Ltd.

9.5. RADIATED POWER (ERP & EIRP)

RULE PART(S)

FCC: §2.1046, §22.913, §24.232, §27.50, §27.53 and §90.635

LIMITS

22.913(a) - The ERP of mobile transmitters and auxiliary test transmitters must not exceed 7 Watts.

24.232(c) - Mobile/portable stations are limited to 2 watts e.i.r.p. peak power and the equipment must employ means to limit the power to the minimum necessary for successful communications.

27.50:

(b)(10) Portable stations (hand-held devices) transmitting in the 746-757 MHz, 776-788 MHz, and 805-806 MHz bands are limited to 3 watts ERP.

(c) (10) - Portable stations (hand-held devices) in the 600 MHz uplink band and the 698-746 MHz band, and fixed and mobile stations in the 600 MHz uplink band are limited to 3 watts ERP.

(d) (4) Fixed, mobile, and portable (hand-held) stations operating in the 1710-1755 MHz band and mobile and portable stations operating in the 1695-1710 MHz and 1755-1780 MHz bands are limited to 1 watt EIRP.

(h) The following power limits shall apply in the BRS and EBS:

(2) Mobile stations are limited to 2.0 watts EIRP. All user stations are limited to 2.0 watts transmitter output power.

90.635(b) – The maximum output power of the transmitter for mobile stations is 100 watts (20dBw).

In addition, when the transmitter power is measured in terms of average value, the peak-to-average ratio of the power shall not exceed 13dB.

TEST PROCEDURE

ANSI / TIA / EIA 603 E Clause 2.2.17; ESU40 setting reference to 971168 D01 v03r01

For radiated output power measurement with a ESU40:

a) Set the RBW ≥ OBW;

b) Set VBW ≥ 3 × RBW;

c) Set span ≥ 2 x RBW;

d) Sweep time = auto couple;

e) Detector = rms;

f) Ensure that the number of measurement points ≥ span/RBW;

g) Trace mode = max hold (GSM, WCDMA, 5G NR), average(LTE);

Note

5G NR: All Waveforms (CP-OFDM vs DFT-s OFDM) were investigated to determine the worst case configuration. All modes of operation were investigated and the worst case configuration results are reported in this section.

TEST RESULTS

UL Korea, Ltd. Suwon Laboratory FORM ID: FCC_22/24/27(04)
218 Maeyeong-ro, Yeongtong-gu, Suwon-si, Gyeonggi-do, 16675, Korea TEL: (031) 337-9902 FAX: (031) 213-5433
UL Korea, Ltd. Confidential
This report shall not be reproduced except in full, without the written approval of UL Korea, Ltd.

9.5.1. ERP/EIRP Results

GSM

Band	Mode	Channel	f [MHz]	ERP / EIRP	
				[dBm]	[mW]
GSM850	GPRS	128	824.2	31.28	1342.76
		190	836.6	**32.24**	**1674.94**
		251	848.8	31.62	1452.11
	EGPRS	128	824.2	24.51	282.49
		190	836.6	25.47	352.37
		251	848.8	**25.81**	**381.07**
GSM1900	GPRS	512	1850.2	29.68	928.97
		661	1880	**30.00**	**1000.00**
		810	1909.8	29.31	853.10
	EGPRS	512	1850.2	**26.20**	**416.87**
		661	1880	25.94	392.64
		810	1909.8	25.01	316.96

WCDMA

Band	Mode	Channel	f [MHz]	ERP / EIRP	
				[dBm]	[mW]
Band 5	REL99	4132	826.4	20.97	125.03
		4183	836.6	22.02	159.22
		4233	846.6	**22.82**	**191.43**
	HSDPA	4132	826.4	19.96	99.08
		4183	836.6	20.88	122.46
		4233	846.6	**21.46**	**139.96**
Band 4	REL99	1312	1712.4	22.51	178.24
		1413	1732.6	23.21	209.41
		1513	1752.6	**23.82**	**240.99**
	HSDPA	1312	1712.4	22.08	161.44
		1413	1732.6	22.73	187.50
		1513	1752.6	**23.25**	**211.35**
Band 2	REL99	9262	1852.4	22.88	194.09
		9400	1880.0	**22.92**	**195.88**
		9538	1907.6	22.43	174.98
	HSDPA	9262	1852.4	22.46	176.20
		9400	1880.0	**22.50**	**177.83**
		9538	1907.6	21.73	148.94

UL Korea, Ltd. Confidential
This report shall not be reproduced except in full, without the written approval of UL Korea, Ltd.

LTE Band 12

Band	BW [MHz]	Mode	RB Size/ RB Offset	f [MHz]	ERP / EIRP [dBm]	ERP / EIRP [mW]
Band 12	10	QPSK	1/0	704.0	**18.68**	**73.79**
			1/0	707.5	18.64	73.11
			1/49	711.0	18.23	66.53
		16QAM	1/0	704.0	**17.53**	**56.62**
			1/25	707.5	17.36	54.45
			1/25	711.0	17.03	50.47
	5	QPSK	1/24	701.5	**18.74**	**74.82**
			1/24	707.5	18.34	68.23
			1/24	713.5	18.19	65.92
		16QAM	1/0	701.5	**17.55**	**56.89**
			1/24	707.5	17.16	52.00
			1/0	713.5	17.15	51.88
	3	QPSK	1/0	700.5	**19.04**	**80.17**
			1/14	707.5	18.24	66.68
			1/14	714.5	17.79	60.12
		16QAM	1/14	700.5	**17.52**	**56.49**
			1/8	707.5	16.94	49.43
			1/0	714.5	16.99	50.00
	1.4	QPSK	1/3	699.7	18.54	71.45
			1/0	707.5	**18.63**	**72.95**
			1/5	715.3	18.09	64.42
		16QAM	1/3	699.7	**17.50**	**56.23**
			1/5	707.5	17.21	52.60
			1/5	715.3	16.93	49.32

LTE Band 13

Band	BW [MHz]	Mode	RB size / RB Offset	f [MHz]	ERP / EIRP [dBm]	ERP / EIRP [mW]
Band 13	10	QPSK	1/49	782.0	**16.74**	**47.21**
		16QAM	1/0	782.0	16.44	44.06
	5	QPSK	1/0	779.5	17.59	57.41
			1/24	782.0	**18.94**	**78.34**
			1/24	784.5	16.92	49.20
		16QAM	1/0	779.5	**16.36**	**43.25**
			1/0	782.0	16.15	41.21
			1/24	784.5	15.67	36.90

UL Korea, Ltd. Suwon Laboratory FORM ID: FCC_22/24/27(04)
218 Maeyeong-ro, Yeongtong-gu, Suwon-si, Gyeonggi-do, 16675, Korea TEL: (031) 337-9902 FAX: (031) 213-5433
UL Korea, Ltd. Confidential
This report shall not be reproduced except in full, without the written approval of UL Korea, Ltd.

LTE Band 25

Band	BW [MHz]	Mode	RB Size/ RB Offset	f [MHz]	ERP / EIRP [dBm]	ERP / EIRP [mW]
Band 25	20	QPSK	1/49	1860.0	**24.05**	**254.10**
			1/49	1882.5	23.55	226.46
			1/49	1905.0	23.91	246.04
		16QAM	1/99	1860.0	22.82	191.43
			1/0	1882.5	22.06	160.69
			1/0	1905.0	**23.46**	**221.82**
	15	QPSK	1/0	1857.5	23.76	237.68
			1/0	1882.5	23.20	208.93
			1/0	1907.5	**24.44**	**277.97**
		16QAM	1/74	1857.5	**23.55**	**226.46**
			1/0	1882.5	22.13	163.31
			1/74	1907.5	22.91	195.43
	10	QPSK	1/49	1855.0	24.29	268.53
			1/0	1882.5	23.37	217.27
			1/0	1910.0	**24.36**	**272.90**
		16QAM	1/0	1855.0	22.59	181.55
			1/49	1882.5	22.05	160.32
			1/49	1910.0	**22.84**	**192.31**
	5	QPSK	1/24	1852.5	**23.81**	**240.44**
			1/24	1882.5	23.40	218.78
			1/24	1912.5	23.39	218.27
		16QAM	1/0	1852.5	**22.95**	**197.24**
			1/0	1882.5	22.33	171.00
			1/24	1912.5	22.25	167.88
	3	QPSK	1/14	1851.5	22.51	178.24
			1/14	1882.5	23.13	205.59
			1/14	1913.5	**23.65**	**231.74**
		16QAM	1/14	1851.5	21.84	152.76
			1/0	1882.5	21.97	157.40
			1/8	1913.5	**22.32**	**170.61**
	1.4	QPSK	1/5	1850.7	**23.83**	**241.55**
			1/5	1882.5	23.40	218.78
			1/5	1914.3	23.44	220.80
		16QAM	1/0	1850.7	**22.55**	**179.89**
			1/0	1882.5	22.21	166.34
			1/5	1914.3	22.37	172.58

UL Korea, Ltd. Suwon Laboratory FORM ID: FCC_22/24/27(04)
218 Maeyeong-ro, Yeongtong-gu, Suwon-si, Gyeonggi-do, 16675, Korea TEL: (031) 337-9902 FAX: (031) 213-5433
UL Korea, Ltd. Confidential
This report shall not be reproduced except in full, without the written approval of UL Korea, Ltd.

LTE Band 26

Band	BW [MHz]	Mode	RB Size/ RB Offset	f [MHz]	ERP/EIRP [dBm]	ERP/EIRP [mW]
Band 26	15	QPSK	1/0	821.5	19.87	97.05
			1/0	831.5	22.17	164.82
			1/0	841.5	**22.30**	**169.82**
		16QAM	1/0	821.5	18.79	75.68
			1/0	831.5	21.18	131.22
			1/0	841.5	**21.24**	**133.05**
	10	QPSK	1/49	819.0	19.80	95.50
			1/0	829.0	20.11	102.57
			1/0	831.5	22.51	178.24
			1/25	844.0	**22.65**	**184.08**
		16QAM	1/0	819.0	17.86	61.09
			1/25	829.0	19.31	85.31
			1/25	831.5	21.48	140.60
			1/0	844.0	**21.65**	**146.22**
	5	QPSK	1/24	816.5	19.08	80.91
			1/0	821.5	18.62	72.78
			1/24	826.5	20.07	101.62
			1/24	831.5	**21.95**	**156.68**
			1/24	846.5	21.39	137.72
		16QAM	1/0	816.5	17.71	59.02
			1/0	821.5	17.88	61.38
			1/0	826.5	18.91	77.80
			1/24	831.5	**20.66**	**116.41**
			1/0	846.5	20.00	100.00
	3	QPSK	1/14	815.5	18.69	73.96
			1/0	822.5	18.86	76.91
			1/14	825.5	19.62	91.62
			1/0	831.5	**21.53**	**142.23**
			1/14	847.5	21.29	134.59
		16QAM	1/0	815.5	17.50	56.23
			1/0	822.5	17.90	61.66
			1/14	825.5	18.85	76.74
			1/0	831.5	**20.66**	**116.41**
			1/8	847.5	19.92	98.17
	1.4	QPSK	1/0	814.7	18.57	71.94
			1/5	823.3	19.26	84.33
			1/5	824.7	19.43	87.70
			1/5	831.5	**21.48**	**140.60**
			1/5	848.3	21.32	135.52
		16QAM	1/5	814.7	17.32	53.95
			1/5	823.3	18.25	66.83
			1/3	824.7	18.36	68.55
			1/5	831.5	**20.41**	**109.90**
			1/3	848.3	19.82	95.94

UL Korea, Ltd. Suwon Laboratory FORM ID: FCC_22/24/27(04)
218 Maeyeong-ro, Yeongtong-gu, Suwon-si, Gyeonggi-do, 16675, Korea TEL: (031) 337-9902 FAX: (031) 213-5433
UL Korea, Ltd. Confidential
This report shall not be reproduced except in full, without the written approval of UL Korea, Ltd.

LTE Band 41 (PC2)

Band	BW [MHz]	Mode	RB Size/ RB Offset	f [MHz]	ERP / EIRP [dBm]	ERP / EIRP [mW]
Band 41	20	QPSK	1/0	2506.0	21.41	138.36
			1/49	2593.0	**23.68**	**233.35**
			1/49	2680.0	23.00	199.53
		16QAM	1/0	2506.0	21.07	127.94
			1/0	2593.0	**22.99**	**199.07**
			1/0	2680.0	22.09	161.81
	15	QPSK	1/37	2503.5	21.85	153.11
			1/37	2593.0	**23.49**	**223.36**
			1/74	2682.5	21.98	157.76
		16QAM	1/0	2503.5	21.61	144.88
			1/0	2593.0	**23.04**	**201.37**
			1/37	2682.5	21.73	148.94
	10	QPSK	1/0	2501.0	22.01	158.85
			1/0	2593.0	**23.02**	**200.45**
			1/0	2685.0	22.30	169.82
		16QAM	1/49	2501.0	21.46	139.96
			1/0	2593.0	**22.57**	**180.72**
			1/49	2685.0	21.45	139.64
	5	QPSK	1/0	2498.5	21.88	154.17
			1/12	2593.0	**23.49**	**223.36**
			1/12	2687.5	21.98	157.76
		16QAM	1/12	2498.5	22.05	160.32
			1/12	2593.0	**22.73**	**187.50**
			1/12	2687.5	21.78	150.66

UL Korea, Ltd. Suwon Laboratory FORM ID: FCC_22/24/27(04)
218 Maeyeong-ro, Yeongtong-gu, Suwon-si, Gyeonggi-do, 16675, Korea TEL: (031) 337-9902 FAX: (031) 213-5433
UL Korea, Ltd. Confidential
This report shall not be reproduced except in full, without the written approval of UL Korea, Ltd.

LTE Band 66

Band	BW [MHz]	Mode	RB Size/ RB Offset	f [MHz]	ERP / EIRP [dBm]	ERP / EIRP [mW]
Band 66	20	QPSK	1/0	1720.0	21.87	153.82
			1/49	1745.0	**23.62**	**230.14**
			1/99	1770.0	22.73	187.50
		16QAM	1/0	1720.0	20.55	113.50
			1/0	1745.0	**22.68**	**185.35**
			1/49	1770.0	21.87	153.82
	15	QPSK	1/74	1717.5	23.04	201.37
			1/0	1747.5	**23.54**	**225.94**
			1/37	1772.5	23.14	206.06
		16QAM	1/0	1717.5	21.87	153.82
			1/0	1747.5	**22.11**	**162.55**
			1/0	1772.5	21.98	157.76
	10	QPSK	1/49	1715.0	22.67	184.93
			1/0	1745.0	**23.29**	**213.30**
			1/49	1775.0	22.94	196.79
		16QAM	1/0	1715.0	21.68	147.23
			1/0	1745.0	**22.49**	**177.42**
			1/0	1775.0	21.55	142.89
	5	QPSK	1/24	1712.5	22.36	172.19
			1/12	1745.0	**23.57**	**227.51**
			1/12	1777.5	22.67	184.93
		16QAM	1/0	1712.5	21.17	130.92
			1/0	1745.0	**22.28**	**169.04**
			1/0	1777.5	21.70	147.91
	3	QPSK	1/0	1711.5	22.16	164.44
			1/0	1745.0	**23.09**	**203.70**
			1/14	1778.5	22.95	197.24
		16QAM	1/8	1711.5	20.70	117.49
			1/0	1745.0	**21.88**	**154.17**
			1/8	1778.5	21.65	146.22
	1.4	QPSK	1/5	1710.7	22.05	160.32
			1/0	1745.0	**23.69**	**233.88**
			1/0	1779.3	23.19	208.45
		16QAM	1/0	1710.7	21.57	143.55
			1/3	1745.0	**22.10**	**162.18**
			1/0	1779.3	21.82	152.05

UL Korea, Ltd. Suwon Laboratory FORM ID: FCC_22/24/27(04)
218 Maeyeong-ro, Yeongtong-gu, Suwon-si, Gyeonggi-do, 16675, Korea TEL: (031) 337-9902 FAX: (031) 213-5433
UL Korea, Ltd. Confidential
This report shall not be reproduced except in full, without the written approval of UL Korea, Ltd.

LTE Band 2

LTE Band 2(Frequency range: 1850-1910 MHz) is covered by LTE Band 25 (Frequency range: 1850-1915 MHz) due to overlapping frequency range, same maximum tune-up limit and same channel bandwidth.

LTE Band 4

LTE Band 4 (Frequency range: 1710-1755 MHz) is covered by LTE Band 66 (Frequency range: 1710-1780 MHz) due to overlapping frequency range, same maximum tune-up limit and same channel bandwidth.

LTE Band 5

LTE Band 5 (Frequency range: 824-849 MHz) is covered by LTE Band 26 (Frequency range: 814-849 MHz) due to overlapping frequency range, same maximum tune-up limit and same channel bandwidth.

LTE Band 17

LTE Band 17 (Frequency range: 704-716 MHz) is covered by LTE Band 12 (Frequency range: 699-716 MHz) due to overlapping frequency range, same maximum tune-up limit and same channel bandwidth.

LTE Band41(PC3)

LTE Band 41(PC3, Frequency range : 2496-2690 MHz) is covered by LTE Band 41(PC2) (Frequency range: 2496-2690 MHz) due to same frequency range, same channel bandwidth and maximum tune-up limit is higher than LTE Band41(PC3).

UL Korea, Ltd. Suwon Laboratory FORM ID: FCC_22/24/27(04)
218 Maeyeong-ro, Yeongtong-gu, Suwon-si, Gyeonggi-do, 16675, Korea TEL: (031) 337-9902 FAX: (031) 213-5433
UL Korea, Ltd. Confidential
This report shall not be reproduced except in full, without the written approval of UL Korea, Ltd.

5G NR Band n5

Band	BW [MHz]	Modulation	Mode	RB Size/ RB Offset	f [MHz]	ERP / EIRP [dBm]	ERP / EIRP [mW]
n5	20	DFT-s OFDM	QPSK	1/53	834.0	18.76	75.16
				1/104	836.5	**19.20**	**83.18**
				1/53	839.0	18.81	76.03
			16QAM	1/53	834.0	**18.35**	**68.39**
				1/104	836.5	18.26	66.99
				1/53	839.0	18.03	63.53
	15	DFT-s OFDM	QPSK	1/39	831.5	**18.93**	**78.16**
				1/39	836.5	18.60	72.44
				1/39	841.5	18.55	71.61
			16QAM	1/39	831.5	18.19	65.92
				1/39	836.5	**18.45**	**69.98**
				1/39	841.5	18.31	67.76
	10	DFT-s OFDM	QPSK	1/26	829.0	18.14	**65.16**
				1/50	836.5	18.69	73.96
				1/26	844.0	**18.84**	**76.56**
			16QAM	1/26	829.0	17.31	53.83
				1/50	836.5	**18.45**	**69.98**
				1/26	844.0	18.06	63.97
	5	DFT-s OFDM	QPSK	1/23	826.5	16.72	46.99
				1/23	836.5	**18.77**	**75.34**
				1/23	846.5	18.23	66.53
			16QAM	1/23	826.5	15.83	38.28
				1/23	836.5	16.70	46.77
				1/23	846.5	**17.91**	**61.80**

UL Korea, Ltd. Suwon Laboratory FORM ID: FCC_22/24/27(04)
218 Maeyeong-ro, Yeongtong-gu, Suwon-si, Gyeonggi-do, 16675, Korea TEL: (031) 337-9902 FAX: (031) 213-5433
UL Korea, Ltd. Confidential
This report shall not be reproduced except in full, without the written approval of UL Korea, Ltd.

5G NR Band n66

Band	BW [MHz]	Modulation	Mode	RB Size/ RB Offset	f [MHz]	ERP / EIRP [dBm]	ERP / EIRP [mW]
n66	20	DFT-s OFDM	QPSK	1/53	1720.0	21.35	136.46
				1/53	1745.0	**22.52**	**178.65**
				1/53	1770.0	21.67	146.89
			16QAM	1/53	1720.0	20.83	121.06
				1/53	1745.0	**21.82**	**152.05**
				1/53	1770.0	21.39	137.72
	15	DFT-s OFDM	QPSK	1/1	1717.5	21.20	131.83
				1/39	1745.0	**22.39**	**173.38**
				1/39	1772.5	21.85	153.11
			16QAM	1/1	1717.5	20.42	110.15
				1/39	1745.0	**22.08**	**161.44**
				1/39	1772.5	21.18	131.22
	10	DFT-s OFDM	QPSK	1/26	1715.0	21.81	151.71
				1/26	1745.0	**22.39**	**173.38**
				1/26	1775.0	21.74	149.28
			16QAM	1/26	1715.0	21.25	133.35
				1/26	1745.0	**21.66**	**146.55**
				1/26	1775.0	21.04	127.06
	5	DFT-s OFDM	QPSK	1/1	1712.5	21.04	127.06
				1/23	1745.0	**22.70**	**186.21**
				1/23	1777.5	22.15	164.06
			16QAM	1/1	1712.5	20.72	118.03
				1/23	1745.0	**21.59**	**144.21**
				1/23	1777.5	21.39	137.72

UL Korea, Ltd. Suwon Laboratory FORM ID: FCC_22/24/27(04)
218 Maeyeong-ro, Yeongtong-gu, Suwon-si, Gyeonggi-do, 16675, Korea TEL: (031) 337-9902 FAX: (031) 213-5433
UL Korea, Ltd. Confidential
This report shall not be reproduced except in full, without the written approval of UL Korea, Ltd.

9.5.2. ERP/EIRP DATA

GSM850

GSM850

GPRS

UL Verification Services, Inc.
High Frequency Substitution Measurement

Company: Samsung
Project #: 4789651209
Date: 2020-10-12
Test Engineer: 20896
Configuration: EUT / Z-Position
Location: Chamber 1
Mode: GPRS 850 MHz Fundamentals

Test Equipment:
Receiving: VULB9163-750, and Chamber 1 SMA Cables
Substitution: Dipole 3121_DB4, 8.5m SMA-type Cable

f MHz	SG reading (dBm)	Ant. Pol. (H/V)	Cable Loss (dB)	Antenna Gain (dBd)	ERP (dBm)	Limit (dBm)	Delta (dB)	Notes
Low Ch								
824.20	35.27	V	3.0	-1.0	31.28	38.5	-7.2	
824.20	21.36	H	3.0	-1.0	17.36	38.5	-21.1	
Mid Ch								
836.60	36.21	V	3.1	-0.9	32.24	38.5	-6.3	
836.60	21.43	H	3.1	-0.9	17.47	38.5	-21.0	
High Ch								
848.80	35.56	V	3.1	-0.9	31.62	38.5	-6.9	
848.80	24.68	H	3.1	-0.9	20.74	38.5	-17.8	

GSM850

EGPRS

UL Verification Services, Inc.
High Frequency Substitution Measurement

Company: Samsung
Project #: 4789651209
Date: 2020-10-12
Test Engineer: 20896
Configuration: EUT / Z-Position
Location: Chamber 1
Mode: EGPRS 850 MHz Fundamentals

Test Equipment:
Receiving: VULB9163-750, and Chamber 1 SMA Cables
Substitution: Dipole 3121_DB4, 8.5m SMA-type Cable

f MHz	SG reading (dBm)	Ant. Pol. (H/V)	Cable Loss (dB)	Antenna Gain (dBd)	ERP (dBm)	Limit (dBm)	Delta (dB)	Notes
Low Ch								
824.20	28.50	V	3.0	-1.0	24.51	38.5	-14.0	
824.20	14.82	H	3.0	-1.0	10.82	38.5	-27.7	
Mid Ch								
836.60	29.44	V	3.1	-0.9	25.47	38.5	-13.0	
836.60	14.84	H	3.1	-0.9	10.88	38.5	-27.6	
High Ch								
848.80	29.75	V	3.1	-0.9	25.81	38.5	-12.7	
848.80	18.54	H	3.1	-0.9	14.60	38.5	-23.9	

UL Korea, Ltd. Suwon Laboratory FORM ID: FCC_22/24/27(04)
218 Maeyeong-ro, Yeongtong-gu, Suwon-si, Gyeonggi-do, 16675, Korea TEL: (031) 337-9902 FAX: (031) 213-5433
UL Korea, Ltd. Confidential
This report shall not be reproduced except in full, without the written approval of UL Korea, Ltd.

GSM1900

GSM1900

GPRS

UL Verification Services, Inc.
High Frequency Substitution Measurement

Company: Samsung
Project #: 4789651209
Date: 2020-10-12
Test Engineer: 20896
Configuration: EUT, Z-Position
Location: Chamber 1
Mode: GPRS 1900 MHz Fundamentals

Test Equipment:
Receiving: Horn 3117[00168717], and Chamber 1 SMA Cables
Substitution: Horn 3115[00167211], 8.5m SMA-type Cable

f MHz	SG reading (dBm)	Ant. Pol. (H/V)	Cable Loss (dB)	Antenna Gain (dBi)	EIRP (dBm)	Limit (dBm)	Delta (dB)	Notes
Low Ch								
1850.20	20.09	V	4.5	9.6	25.20	33.0	-7.8	
1850.20	24.57	H	4.5	9.6	29.68	33.0	-3.3	
Mid Ch								
1880.00	20.41	V	4.5	9.4	25.26	33.0	-7.7	
1880.00	25.15	H	4.5	9.4	30.00	33.0	-3.0	
High Ch								
1909.80	21.28	V	4.6	9.1	25.84	33.0	-7.2	
1909.80	24.74	H	4.6	9.1	29.31	33.0	-3.7	

GSM1900

EGPRS

UL Verification Services, Inc.
High Frequency Substitution Measurement

Company: Samsung
Project #: 4789651209
Date: 2020-10-12
Test Engineer: 20896
Configuration: EUT, Z-Position
Location: Chamber 1
Mode: EGPRS 1900 MHz Fundamentals

Test Equipment:
Receiving: Horn 3117[00168717], and Chamber 1 SMA Cables
Substitution: Horn 3115[00167211], 8.5m SMA-type Cable

f MHz	SG reading (dBm)	Ant. Pol. (H/V)	Cable Loss (dB)	Antenna Gain (dBi)	EIRP (dBm)	Limit (dBm)	Delta (dB)	Notes
Low Ch								
1850.20	16.80	V	4.5	9.6	21.91	33.0	-11.1	
1850.20	21.09	H	4.5	9.6	26.20	33.0	-6.8	
Mid Ch								
1880.00	16.21	V	4.5	9.4	21.06	33.0	-11.9	
1880.00	21.09	H	4.5	9.4	25.94	33.0	-7.1	
High Ch								
1909.80	17.17	V	4.6	9.1	21.73	33.0	-11.3	
1909.80	20.44	H	4.6	9.1	25.01	33.0	-8.0	

UL Korea, Ltd. Suwon Laboratory FORM ID: FCC_22/24/27(04)
218 Maeyeong-ro, Yeongtong-gu, Suwon-si, Gyeonggi-do, 16675, Korea TEL: (031) 337-9902 FAX: (031) 213-5433
UL Korea, Ltd. Confidential
This report shall not be reproduced except in full, without the written approval of UL Korea, Ltd.

WCDMA Band 5

WCDMA

Band 5
REL99

UL Verification Services, Inc.
High Frequency Substitution Measurement

Company: Samsung
Project #: 4789651209
Date: 2020-10-16
Test Engineer: 20882
Configuration: EUT, Z-Position
Location: Chamber 2
Mode: Rel99 Band 5 Fundamentals

Test Equipment:
Receiving: VULB9163-749, and Chamber 2 SMA Cables
Substitution: Dipole 3121_DB4, 8.5m SMA-type Cable

f MHz	SG reading (dBm)	Ant. Pol. (H/V)	Cable Loss (dB)	Antenna Gain (dBd)	ERP (dBm)	Limit (dBm)	Delta (dB)	Notes
Low Ch								
826.40	24.96	V	3.0	-0.9	20.97	38.5	-17.5	
826.40	13.53	H	3.0	-0.9	9.54	38.5	-29.0	
Mid Ch								
836.60	25.98	V	3.1	-0.9	22.02	38.5	-16.5	
836.60	13.46	H	3.1	-0.9	9.50	38.5	-29.0	
High Ch								
846.60	26.77	V	3.1	-0.9	22.82	38.5	-15.7	
846.60	14.11	H	3.1	-0.9	10.16	38.5	-28.3	

WCDMA

Band 5
HSDPA

UL Verification Services, Inc.
High Frequency Substitution Measurement

Company: Samsung
Project #: 4789651209
Date: 2020-10-16
Test Engineer: 20882
Configuration: EUT, Z-Position
Location: Chamber 2
Mode: HSDPA Band 5 Fundamentals

Test Equipment:
Receiving: VULB9163-749, and Chamber 2 SMA Cables
Substitution: Dipole 3121_DB4, 8.5m SMA-type Cable

f MHz	SG reading (dBm)	Ant. Pol. (H/V)	Cable Loss (dB)	Antenna Gain (dBd)	ERP (dBm)	Limit (dBm)	Delta (dB)	Notes
Low Ch								
826.40	23.95	V	3.0	-0.9	19.96	38.5	-18.5	
826.40	12.90	H	3.0	-0.9	8.91	38.5	-29.6	
Mid Ch								
836.60	24.84	V	3.1	-0.9	20.88	38.5	-17.6	
836.60	12.00	H	3.1	-0.9	8.04	38.5	-30.5	
High Ch								
846.60	25.41	V	3.1	-0.9	21.46	38.5	-17.0	
846.60	12.90	H	3.1	-0.9	8.95	38.5	-29.5	

UL Korea, Ltd. Suwon Laboratory FORM ID: FCC_22/24/27(04)
218 Maeyeong-ro, Yeongtong-gu, Suwon-si, Gyeonggi-do, 16675, Korea TEL: (031) 337-9902 FAX: (031) 213-5433
UL Korea, Ltd. Confidential
This report shall not be reproduced except in full, without the written approval of UL Korea, Ltd.

WCDMA Band 4

WCDMA

Band 4
REL99

UL Verification Services, Inc.
High Frequency Substitution Measurement

Company: Samsung
Project #: 4789651209
Date: 2020-10-16
Test Engineer: 22943
Configuration: EUT, X-Position
Location: Chamber 2
Mode: Rel99 Band 4 Fundamentals

Test Equipment:
Receiving: Horn 3117[00168724], and Chamber 2 SMA Cables
Substitution: Horn 3115[00161451], 8.5m SMA-type Cable

f MHz	SG reading (dBm)	Ant. Pol. (H/V)	Cable Loss (dB)	Antenna Gain (dBi)	EIRP (dBm)	Limit (dBm)	Delta (dB)	Notes
Low Ch								
1712.40	11.32	V	4.3	9.6	16.58	30.0	-13.4	
1712.40	17.25	H	4.3	9.6	22.51	30.0	-7.5	
Mid Ch								
1732.60	11.60	V	4.3	9.6	16.89	30.0	-13.1	
1732.60	17.92	H	4.3	9.6	23.21	30.0	-6.8	
High Ch								
1752.60	12.97	V	4.4	9.7	18.31	30.0	-11.7	
1752.60	18.48	H	4.4	9.7	23.82	30.0	-6.2	

WCDMA

Band 4
HSDPA

UL Verification Services, Inc.
High Frequency Substitution Measurement

Company: Samsung
Project #: 4789651209
Date: 2020-10-16
Test Engineer: 22943
Configuration: EUT, X-Position
Location: Chamber 2
Mode: HSDPA Band 4 Fundamentals

Test Equipment:
Receiving: Horn 3117[00168724], and Chamber 2 SMA Cables
Substitution: Horn 3115[00161451], 8.5m SMA-type Cable

f MHz	SG reading (dBm)	Ant. Pol. (H/V)	Cable Loss (dB)	Antenna Gain (dBi)	EIRP (dBm)	Limit (dBm)	Delta (dB)	Notes
Low Ch								
1712.40	11.19	V	4.3	9.6	16.45	30.0	-13.5	
1712.40	16.82	H	4.3	9.6	22.08	30.0	-7.9	
Mid Ch								
1732.60	11.14	V	4.3	9.6	16.43	30.0	-13.6	
1732.60	17.44	H	4.3	9.6	22.73	30.0	-7.3	
High Ch								
1752.60	12.13	V	4.4	9.7	17.47	30.0	-12.5	
1752.60	17.91	H	4.4	9.7	23.25	30.0	-6.8	

UL Korea, Ltd. Suwon Laboratory FORM ID: FCC_22/24/27(04)
218 Maeyeong-ro, Yeongtong-gu, Suwon-si, Gyeonggi-do, 16675, Korea TEL: (031) 337-9902 FAX: (031) 213-5433
UL Korea, Ltd. Confidential
This report shall not be reproduced except in full, without the written approval of UL Korea, Ltd.

WCDMA Band 2

WCDMA

Band 2
REL99

UL Verification Services, Inc.
High Frequency Substitution Measurement

Company: Samsung
Project #: 4789651209
Date: 2020-10-16
Test Engineer: 20882
Configuration: EUT, Y-Position
Location: Chamber 2
Mode: Rel99 Band 2 Fundamentals

Test Equipment:
Receiving: Horn 3117[00168724], and Chamber 2 SMA Cables
Substitution: Horn 3115[00161451], 8.5m SMA-type Cable

f MHz	SG reading (dBm)	Ant. Pol. (H/V)	Cable Loss (dB)	Antenna Gain (dBi)	EIRP (dBm)	Limit (dBm)	Delta (dB)	Notes
Low Ch								
1852.40	17.76	V	4.5	9.6	22.88	33.0	-10.1	
1852.40	11.75	H	4.5	9.6	16.87	33.0	-16.1	
Mid Ch								
1880.00	18.08	V	4.5	9.4	22.92	33.0	-10.1	
1880.00	10.85	H	4.5	9.4	15.68	33.0	-17.3	
High Ch								
1907.60	17.90	V	4.6	9.1	22.43	33.0	-10.6	
1907.60	11.42	H	4.6	9.1	15.96	33.0	-17.0	

WCDMA

Band 2
HSDPA

UL Verification Services, Inc.
High Frequency Substitution Measurement

Company: Samsung
Project #: 4789651209
Date: 2020-10-16
Test Engineer: 20882
Configuration: EUT, Y-Position
Location: Chamber 2
Mode: HSDPA Band 2 Fundamentals

Test Equipment:
Receiving: Horn 3117[00168724], and Chamber 2 SMA Cables
Substitution: Horn 3115[00161451], 8.5m SMA-type Cable

f MHz	SG reading (dBm)	Ant. Pol. (H/V)	Cable Loss (dB)	Antenna Gain (dBi)	EIRP (dBm)	Limit (dBm)	Delta (dB)	Notes
Low Ch								
1852.40	17.34	V	4.5	9.6	22.46	33.0	-10.5	
1852.40	11.28	H	4.5	9.6	16.40	33.0	-16.6	
Mid Ch								
1880.00	17.66	V	4.5	9.4	22.50	33.0	-10.5	
1880.00	10.19	H	4.5	9.4	15.02	33.0	-18.0	
High Ch								
1907.60	17.20	V	4.6	9.1	21.73	33.0	-11.3	
1907.60	10.86	H	4.6	9.1	15.40	33.0	-17.6	

UL Korea, Ltd. Suwon Laboratory FORM ID: FCC_22/24/27(04)
218 Maeyeong-ro, Yeongtong-gu, Suwon-si, Gyeonggi-do, 16675, Korea TEL: (031) 337-9902 FAX: (031) 213-5433
UL Korea, Ltd. Confidential
This report shall not be reproduced except in full, without the written approval of UL Korea, Ltd.

LTE Band 12

LTE Band 12 10MHz QPSK

UL Verification Services, Inc.
High Frequency Substitution Measurement

Company: Samsung
Project #: 4789651209
Date: 2020-10-19
Test Engineer: 22943
Configuration: EUT, Z-Position
Location: Chamber 2
Mode: LTE_QPSK Band 12 Fundamentals, 10MHz Bandwidth

Test Equipment:
Receiving: VULB9163-749, and Chamber 2 SMA Cables
Substitution: Dipole 3121_DB4, 8.5m SMA-type Cable

f MHz	SG reading (dBm)	Ant. Pol. (H/V)	Cable Loss (dB)	Antenna Gain (dBd)	ERP (dBm)	Limit (dBm)	Delta (dB)	Notes
Low Ch								
704.00	22.55	V	2.8	-1.1	18.68	34.8	-16.1	
704.00	4.11	H	2.8	-1.1	0.24	34.8	-34.5	
Mid Ch								
707.50	22.51	V	2.8	-1.1	18.64	34.8	-16.1	
707.50	4.11	H	2.8	-1.1	0.24	34.8	-34.5	
High Ch								
711.00	22.11	V	2.8	-1.1	18.23	34.8	-16.5	
711.00	7.23	H	2.8	-1.1	3.35	34.8	-31.4	

LTE Band 12 10MHz 16QAM

UL Verification Services, Inc.
High Frequency Substitution Measurement

Company: Samsung
Project #: 4789651209
Date: 2020-10-19
Test Engineer: 22943
Configuration: EUT, Z-Position
Location: Chamber 2
Mode: LTE_16QAM Band 12 Fundamentals, 10MHz Bandwidth

Test Equipment:
Receiving: VULB9163-749, and Chamber 2 SMA Cables
Substitution: Dipole 3121_DB4, 8.5m SMA-type Cable

f MHz	SG reading (dBm)	Ant. Pol. (H/V)	Cable Loss (dB)	Antenna Gain (dBd)	ERP (dBm)	Limit (dBm)	Delta (dB)	Notes
Low Ch								
704.00	21.40	V	2.8	-1.1	17.53	34.8	-17.2	
704.00	3.04	H	2.8	-1.1	-0.83	34.8	-35.6	
Mid Ch								
707.50	21.23	V	2.8	-1.1	17.36	34.8	-17.4	
707.50	2.96	H	2.8	-1.1	-0.91	34.8	-35.7	
High Ch								
711.00	20.91	V	2.8	-1.1	17.03	34.8	-17.7	
711.00	5.88	H	2.8	-1.1	2.00	34.8	-32.8	

UL Korea, Ltd. Suwon Laboratory FORM ID: FCC_22/24/27(04)
218 Maeyeong-ro, Yeongtong-gu, Suwon-si, Gyeonggi-do, 16675, Korea TEL: (031) 337-9902 FAX: (031) 213-5433
UL Korea, Ltd. Confidential
This report shall not be reproduced except in full, without the written approval of UL Korea, Ltd.

LTE

Band 12

5MHz

QPSK

UL Verification Services, Inc.
High Frequency Substitution Measurement

Company: Samsung
Project #: 4789651209
Date: 2020-10-19
Test Engineer: 22943
Configuration: EUT, Z-Position
Location: Chamber 2
Mode: LTE_QPSK Band 12 Fundamentals, 5MHz Bandwidth

Test Equipment:
Receiving: VULB9163-749, and Chamber 2 SMA Cables
Substitution: Dipole 3121_DB4, 8.5m SMA-type Cable

f MHz	SG reading (dBm)	Ant. Pol. (H/V)	Cable Loss (dB)	Antenna Gain (dBd)	ERP (dBm)	Limit (dBm)	Delta (dB)	Notes
Low Ch								
701.50	22.60	V	2.8	-1.1	18.74	34.8	-16.0	
701.50	3.64	H	2.8	-1.1	-0.22	34.8	-35.0	
Mid Ch								
707.50	22.21	V	2.8	-1.1	18.34	34.8	-16.4	
707.50	6.45	H	2.8	-1.1	2.58	34.8	-32.2	
High Ch								
713.50	22.07	V	2.8	-1.1	18.19	34.8	-16.6	
713.50	7.38	H	2.8	-1.1	3.49	34.8	-31.3	

LTE

Band 12

5MHz

16QAM

UL Verification Services, Inc.
High Frequency Substitution Measurement

Company: Samsung
Project #: 4789651209
Date: 2020-10-19
Test Engineer: 22943
Configuration: EUT, Z-Position
Location: Chamber 2
Mode: LTE_16QAM Band 12 Fundamentals, 5MHz Bandwidth

Test Equipment:
Receiving: VULB9163-749, and Chamber 2 SMA Cables
Substitution: Dipole 3121_DB4, 8.5m SMA-type Cable

f MHz	SG reading (dBm)	Ant. Pol. (H/V)	Cable Loss (dB)	Antenna Gain (dBd)	ERP (dBm)	Limit (dBm)	Delta (dB)	Notes
Low Ch								
701.50	21.41	V	2.8	-1.1	17.55	34.8	-17.2	
701.50	2.51	H	2.8	-1.1	-1.35	34.8	-36.1	
Mid Ch								
707.50	21.03	V	2.8	-1.1	17.16	34.8	-17.6	
707.50	5.27	H	2.8	-1.1	1.40	34.8	-33.4	
High Ch								
713.50	21.03	V	2.8	-1.1	17.15	34.8	-17.6	
713.50	6.17	H	2.8	-1.1	2.28	34.8	-32.5	

UL Korea, Ltd. Suwon Laboratory FORM ID: FCC_22/24/27(04)
218 Maeyeong-ro, Yeongtong-gu, Suwon-si, Gyeonggi-do, 16675, Korea TEL: (031) 337-9902 FAX: (031) 213-5433
UL Korea, Ltd. Confidential
This report shall not be reproduced except in full, without the written approval of UL Korea, Ltd.

LTE

Band 12

3MHz

QPSK

UL Verification Services, Inc.
High Frequency Substitution Measurement

Company: Samsung
Project #: 4789651209
Date: 2020-10-19
Test Engineer: 20882
Configuration: EUT, Z-Position
Location: Chamber 2
Mode: LTE_QPSK Band 12 Fundamentals, 3MHz Bandwidth

Test Equipment:
Receiving: VULB9163-749, and Chamber 2 SMA Cables
Substitution: Dipole 3121_DB4, 8.5m SMA-type Cable

f MHz	SG reading (dBm)	Ant. Pol. (H/V)	Cable Loss (dB)	Antenna Gain (dBd)	ERP (dBm)	Limit (dBm)	Delta (dB)	Notes
Low Ch								
700.50	22.89	V	2.8	-1.1	19.04	34.8	-15.7	
700.50	2.68	H	2.8	-1.1	-1.18	34.8	-35.9	
Mid Ch								
707.50	22.14	V	2.8	-1.1	18.27	34.8	-16.5	
707.50	4.74	H	2.8	-1.1	0.87	34.8	-33.9	
High Ch								
714.50	21.67	V	2.8	-1.1	17.79	34.8	-17.0	
714.50	5.20	H	2.8	-1.1	1.31	34.8	-33.5	

LTE

Band 12

3MHz

16QAM

UL Verification Services, Inc.
High Frequency Substitution Measurement

Company: Samsung
Project #: 4789651209
Date: 2020-10-19
Test Engineer: 22943
Configuration: EUT, Z-Position
Location: Chamber 2
Mode: LTE_16QAM Band 12 Fundamentals, 3MHz Bandwidth

Test Equipment:
Receiving: VULB9163-749, and Chamber 2 SMA Cables
Substitution: Dipole 3121_DB4, 8.5m SMA-type Cable

f MHz	SG reading (dBm)	Ant. Pol. (H/V)	Cable Loss (dB)	Antenna Gain (dBd)	ERP (dBm)	Limit (dBm)	Delta (dB)	Notes
Low Ch								
700.50	21.37	V	2.8	-1.1	17.52	34.8	-17.3	
700.50	2.57	H	2.8	-1.1	-1.29	34.8	-36.1	
Mid Ch								
707.50	20.81	V	2.8	-1.1	16.94	34.8	-17.8	
707.50	2.60	H	2.8	-1.1	-1.27	34.8	-36.0	
High Ch								
714.50	20.87	V	2.8	-1.1	16.99	34.8	-17.8	
714.50	3.93	H	2.8	-1.1	0.04	34.8	-34.7	

UL Korea, Ltd. Suwon Laboratory FORM ID: FCC_22/24/27(04)
218 Maeyeong-ro, Yeongtong-gu, Suwon-si, Gyeonggi-do, 16675, Korea TEL: (031) 337-9902 FAX: (031) 213-5433
UL Korea, Ltd. Confidential
This report shall not be reproduced except in full, without the written approval of UL Korea, Ltd.

LTE

Band 12

1.4MHz

QPSK

UL Verification Services, Inc.
High Frequency Substitution Measurement

Company: Samsung
Project #: 4789651209
Date: 2020-10-19
Test Engineer: 22943
Configuration: EUT, Z-Position
Location: Chamber 2
Mode: LTE_QPSK Band 12 Fundamentals, 1.4MHz Bandwidth

Test Equipment:
Receiving: VULB9163-749, and Chamber 2 SMA Cables
Substitution: Dipole 3121_DB4, 8.5m SMA-type Cable

f MHz	SG reading (dBm)	Ant. Pol. (H/V)	Cable Loss (dB)	Antenna Gain (dBd)	ERP (dBm)	Limit (dBm)	Delta (dB)	Notes
Low Ch								
699.70	22.40	V	2.8	-1.1	18.54	34.8	-16.2	
699.70	2.61	H	2.8	-1.1	-1.25	34.8	-36.0	
Mid Ch								
707.50	22.50	V	2.8	-1.1	18.63	34.8	-16.1	
707.50	3.53	H	2.8	-1.1	-0.34	34.8	-35.1	
High Ch								
715.30	21.98	V	2.8	-1.1	18.09	34.8	-16.7	
715.30	7.72	H	2.8	-1.1	3.83	34.8	-30.9	

LTE

Band 12

1.4MHz

16QAM

UL Verification Services, Inc.
High Frequency Substitution Measurement

Company: Samsung
Project #: 4789651209
Date: 2020-10-19
Test Engineer: 22943
Configuration: EUT, Z-Position
Location: Chamber 2
Mode: LTE_16QAM Band 12 Fundamentals, 1.4MHz Bandwidth

Test Equipment:
Receiving: VULB9163-749, and Chamber 2 SMA Cables
Substitution: Dipole 3121_DB4, 8.5m SMA-type Cable

f MHz	SG reading (dBm)	Ant. Pol. (H/V)	Cable Loss (dB)	Antenna Gain (dBd)	ERP (dBm)	Limit (dBm)	Delta (dB)	Notes
Low Ch								
699.70	21.36	V	2.8	-1.1	17.50	34.8	-17.3	
699.70	1.41	H	2.8	-1.1	-2.45	34.8	-37.2	
Mid Ch								
707.50	21.08	V	2.8	-1.1	17.21	34.8	-17.6	
707.50	2.37	H	2.8	-1.1	-1.50	34.8	-36.3	
High Ch								
715.30	20.82	V	2.8	-1.1	16.93	34.8	-17.8	
715.30	6.13	H	2.8	-1.1	2.24	34.8	-32.5	

UL Korea, Ltd. Suwon Laboratory FORM ID: FCC_22/24/27(04)
218 Maeyeong-ro, Yeongtong-gu, Suwon-si, Gyeonggi-do, 16675, Korea TEL: (031) 337-9902 FAX: (031) 213-5433
UL Korea, Ltd. Confidential
This report shall not be reproduced except in full, without the written approval of UL Korea, Ltd.

LTE Band 13

LTE Band 13 10MHz QPSK

UL Verification Services, Inc.
High Frequency Substitution Measurement

Company: Samsung
Project #: 4789651209
Date: 2020-10-19
Test Engineer: 20890
Configuration: EUT / Z-Position
Location: Chamber 1
Mode: LTE_QPSK Band 13 Fundamentals, 10MHz Bandwidth

Test Equipment:
Receiving: VULB9163-750, and Chamber 1 SMA Cables
Substitution: Dipole 3121_DB4, 8.5m SMA-type Cable

f MHz	SG reading (dBm)	Ant. Pol. (H/V)	Cable Loss (dB)	Antenna Gain (dBd)	ERP (dBm)	Limit (dBm)	Delta (dB)	Notes
Mid Ch								
782.00	20.76	V	3.0	-1.1	16.74	34.8	-18.0	
782.00	7.93	H	3.0	-1.1	3.91	34.8	-30.9	

LTE Band 13 10MHz 16QAM

UL Verification Services, Inc.
High Frequency Substitution Measurement

Company: Samsung
Project #: 4789651209
Date: 2020-10-19
Test Engineer: 20890
Configuration: EUT / Z-Position
Location: Chamber 1
Mode: LTE_16QAM Band 13 Fundamentals, 10MHz Bandwidth

Test Equipment:
Receiving: VULB9163-750, and Chamber 1 SMA Cables
Substitution: Dipole 3121_DB4, 8.5m SMA-type Cable

f MHz	SG reading (dBm)	Ant. Pol. (H/V)	Cable Loss (dB)	Antenna Gain (dBd)	ERP (dBm)	Limit (dBm)	Delta (dB)	Notes
Mid Ch								
782.00	20.46	V	3.0	-1.1	16.44	34.8	-18.3	
782.00	6.41	H	3.0	-1.1	2.39	34.8	-32.4	

UL Korea, Ltd. Suwon Laboratory FORM ID: FCC_22/24/27(04)
218 Maeyeong-ro, Yeongtong-gu, Suwon-si, Gyeonggi-do, 16675, Korea TEL: (031) 337-9902 FAX: (031) 213-5433
UL Korea, Ltd. Confidential
This report shall not be reproduced except in full, without the written approval of UL Korea, Ltd.

LTE

Band 13

5MHz

QPSK

UL Verification Services, Inc.
High Frequency Substitution Measurement

Company: Samsung
Project #: 4789651209
Date: 2020-10-19
Test Engineer: 20890
Configuration: EUT / Z-Position
Location: Chamber 1
Mode: LTE_QPSK Band 13 Fundamentals, 5MHz Bandwidth

Test Equipment:
Receiving: VULB9163-750, and Chamber 1 SMA Cables
Substitution: Dipole 3121_DB4, 8.5m SMA-type Cable

f MHz	SG reading (dBm)	Ant. Pol. (H/V)	Cable Loss (dB)	Antenna Gain (dBd)	ERP (dBm)	Limit (dBm)	Delta (dB)	Notes
Low Ch								
779.50	21.60	V	3.0	-1.1	17.59	34.8	-17.2	
779.50	7.53	H	3.0	-1.1	3.52	34.8	-31.3	
Mid Ch								
782.00	22.96	V	3.0	-1.1	18.94	34.8	-15.8	
782.00	7.89	H	3.0	-1.1	3.87	34.8	-30.9	
High Ch								
784.50	20.93	V	3.0	-1.1	16.92	34.8	-17.9	
784.50	7.86	H	3.0	-1.1	3.84	34.8	-30.9	

LTE

Band 13

5MHz

16QAM

UL Verification Services, Inc.
High Frequency Substitution Measurement

Company: Samsung
Project #: 4789651209
Date: 2020-10-19
Test Engineer: 20890
Configuration: EUT / Z-Position
Location: Chamber 1
Mode: LTE_16QAM Band 13 Fundamentals, 5MHz Bandwidth

Test Equipment:
Receiving: VULB9163-750, and Chamber 1 SMA Cables
Substitution: Dipole 3121_DB4, 8.5m SMA-type Cable

f MHz	SG reading (dBm)	Ant. Pol. (H/V)	Cable Loss (dB)	Antenna Gain (dBd)	ERP (dBm)	Limit (dBm)	Delta (dB)	Notes
Low Ch								
779.50	20.37	V	3.0	-1.1	16.36	34.8	-18.4	
779.50	6.20	H	3.0	-1.1	2.19	34.8	-32.6	
Mid Ch								
782.00	20.17	V	3.0	-1.1	16.15	34.8	-18.6	
782.00	6.37	H	3.0	-1.1	2.35	34.8	-32.4	
High Ch								
784.50	19.68	V	3.0	-1.1	15.67	34.8	-19.1	
784.50	6.81	H	3.0	-1.1	2.79	34.8	-32.0	

UL Korea, Ltd. Suwon Laboratory FORM ID: FCC_22/24/27(04)
218 Maeyeong-ro, Yeongtong-gu, Suwon-si, Gyeonggi-do, 16675, Korea TEL: (031) 337-9902 FAX: (031) 213-5433
UL Korea, Ltd. Confidential
This report shall not be reproduced except in full, without the written approval of UL Korea, Ltd.

LTE Band 25

LTE Band 25 20MHz QPSK

UL Verification Services, Inc.
High Frequency Substitution Measurement

Company: Samsung
Project #: 4789651209
Date: 2020-10-20
Test Engineer: 22943
Configuration: EUT, Z-Position
Location: Chamber 2
Mode: LTE_QPSK Band 25 Fundamentals, 20MHz Bandwidth

Test Equipment:
Receiving: Horn 3117[00168724], and Chamber 2 SMA Cables
Substitution: Horn 3115[00161451], 8.5m SMA-type Cable

f MHz	SG reading (dBm)	Ant. Pol. (H/V)	Cable Loss (dB)	Antenna Gain (dBi)	EIRP (dBm)	Limit (dBm)	Delta (dB)	Notes
Low Ch								
1860.00	14.92	V	4.6	9.6	19.92	33.0	-13.1	
1860.00	19.05	H	4.6	9.6	24.05	33.0	-8.9	
Mid Ch								
1882.50	16.26	V	4.6	9.3	21.03	33.0	-12.0	
1882.50	18.78	H	4.6	9.3	23.55	33.0	-9.5	
High Ch								
1905.00	16.11	V	4.6	9.1	20.63	33.0	-12.4	
1905.00	19.38	H	4.6	9.1	23.91	33.0	-9.1	

LTE Band 25 20MHz 16QAM

UL Verification Services, Inc.
High Frequency Substitution Measurement

Company: Samsung
Project #: 4789651209
Date: 2020-10-20
Test Engineer: 22943
Configuration: EUT, Z-Position
Location: Chamber 2
Mode: LTE_16QAM Band 25 Fundamentals, 20MHz Bandwidth

Test Equipment:
Receiving: Horn 3117[00168724], and Chamber 2 SMA Cables
Substitution: Horn 3115[00161451], 8.5m SMA-type Cable

f MHz	SG reading (dBm)	Ant. Pol. (H/V)	Cable Loss (dB)	Antenna Gain (dBi)	EIRP (dBm)	Limit (dBm)	Delta (dB)	Notes
Low Ch								
1860.00	13.95	V	4.6	9.6	18.95	33.0	-14.0	
1860.00	17.82	H	4.6	9.6	22.82	33.0	-10.2	
Mid Ch								
1882.50	14.43	V	4.6	9.3	19.20	33.0	-13.8	
1882.50	17.29	H	4.6	9.3	22.06	33.0	-10.9	
High Ch								
1905.00	15.18	V	4.6	9.1	19.70	33.0	-13.3	
1905.00	18.93	H	4.6	9.1	23.46	33.0	-9.5	

UL Korea, Ltd. Suwon Laboratory FORM ID: FCC_22/24/27(04)
218 Maeyeong-ro, Yeongtong-gu, Suwon-si, Gyeonggi-do, 16675, Korea TEL: (031) 337-9902 FAX: (031) 213-5433
UL Korea, Ltd. Confidential
This report shall not be reproduced except in full, without the written approval of UL Korea, Ltd.

LTE

Band 25

15MHz

QPSK

UL Verification Services, Inc.
High Frequency Substitution Measurement

Company: Samsung
Project #: 4789651209
Date: 2020-10-20
Test Engineer: 20896
Configuration: EUT, Z-Position
Location: Chamber 2
Mode: LTE_QPSK Band 25 Fundamentals, 15MHz Bandwidth

Test Equpment:
Receiving: Horn 3117[00168724], and Chamber 2 SMA Cables
Substitution: Horn 3115[00161451], 8.5m SMA-type Cable

f MHz	SG reading (dBm)	Ant. Pol. (H/V)	Cable Loss (dB)	Antenna Gain (dBi)	EIRP (dBm)	Limit (dBm)	Delta (dB)	Notes
Low Ch								
1857.50	13.99	V	4.5	9.6	19.02	33.0	-14.0	
1857.50	18.73	H	4.5	9.6	23.76	33.0	-9.2	
Mid Ch								
1882.50	16.01	V	4.6	9.3	20.78	33.0	-12.2	
1882.50	18.43	H	4.6	9.3	23.20	33.0	-9.8	
High Ch								
1907.50	16.37	V	4.6	9.1	20.86	33.0	-12.1	
1907.50	19.95	H	4.6	9.1	24.44	33.0	-8.6	

LTE

Band 25

15MHz

16QAM

UL Verification Services, Inc.
High Frequency Substitution Measurement

Company: Samsung
Project #: 4789651209
Date: 2020-10-20
Test Engineer: 20896
Configuration: EUT, Z-Position
Location: Chamber 2
Mode: LTE_16QAM Band 25 Fundamentals, 15MHz Bandwidth

Test Equpment:
Receiving: Horn 3117[00168724], and Chamber 2 SMA Cables
Substitution: Horn 3115[00161451], 8.5m SMA-type Cable

f MHz	SG reading (dBm)	Ant. Pol. (H/V)	Cable Loss (dB)	Antenna Gain (dBi)	EIRP (dBm)	Limit (dBm)	Delta (dB)	Notes
Low Ch								
1857.50	13.99	V	4.5	9.6	19.02	33.0	-14.0	
1857.50	18.52	H	4.5	9.6	23.55	33.0	-9.4	
Mid Ch								
1882.50	14.96	V	4.6	9.3	19.73	33.0	-13.3	
1882.50	17.36	H	4.6	9.3	22.13	33.0	-10.9	
High Ch								
1907.50	14.97	V	4.6	9.1	19.46	33.0	-13.5	
1907.50	18.42	H	4.6	9.1	22.91	33.0	-10.1	

UL Korea, Ltd. Suwon Laboratory FORM ID: FCC_22/24/27(04)
218 Maeyeong-ro, Yeongtong-gu, Suwon-si, Gyeonggi-do, 16675, Korea TEL: (031) 337-9902 FAX: (031) 213-5433
UL Korea, Ltd. Confidential
This report shall not be reproduced except in full, without the written approval of UL Korea, Ltd.

LTE

Band 25

10MHz

QPSK

UL Verification Services, Inc.
High Frequency Substitution Measurement

Company: Samsung
Project #: 4789651209
Date: 2020-10-20
Test Engineer: 20896
Configuration: EUT, Z-Position
Location: Chamber 2
Mode: LTE_QPSK Band 25 Fundamentals, 10MHz Bandwidth

Test Equpment:
Receiving: Horn 3117[00168724], and Chamber 2 SMA Cables
Substitution: Horn 3115[00161451], 8.5m SMA-type Cable

f MHz	SG reading (dBm)	Ant. Pol. (H/V)	Cable Loss (dB)	Antenna Gain (dBi)	EIRP (dBm)	Limit (dBm)	Delta (dB)	Notes
Low Ch								
1855.00	14.82	V	4.5	9.6	19.87	33.0	-13.1	
1855.00	19.24	H	4.5	9.6	24.29	33.0	-8.7	
Mid Ch								
1882.50	16.03	V	4.6	9.3	20.80	33.0	-12.2	
1882.50	18.60	H	4.6	9.3	23.37	33.0	-9.6	
High Ch								
1910.00	16.00	V	4.6	9.1	20.45	33.0	-12.5	
1910.00	19.91	H	4.6	9.1	24.36	33.0	-8.6	

LTE

Band 25

10MHz

16QAM

UL Verification Services, Inc.
High Frequency Substitution Measurement

Company: Samsung
Project #: 4789651209
Date: 2020-10-20
Test Engineer: 20896
Configuration: EUT, Z-Position
Location: Chamber 2
Mode: LTE_16QAM Band 25 Fundamentals, 10MHz Bandwidth

Test Equpment:
Receiving: Horn 3117[00168724], and Chamber 2 SMA Cables
Substitution: Horn 3115[00161451], 8.5m SMA-type Cable

f MHz	SG reading (dBm)	Ant. Pol. (H/V)	Cable Loss (dB)	Antenna Gain (dBi)	EIRP (dBm)	Limit (dBm)	Delta (dB)	Notes
Low Ch								
1855.00	12.67	V	4.5	9.6	17.72	33.0	-15.3	
1855.00	17.54	H	4.5	9.6	22.59	33.0	-10.4	
Mid Ch								
1882.50	14.63	V	4.6	9.3	19.40	33.0	-13.6	
1882.50	17.28	H	4.6	9.3	22.05	33.0	-11.0	
High Ch								
1910.00	15.15	V	4.6	9.1	19.60	33.0	-13.4	
1910.00	18.39	H	4.6	9.1	22.84	33.0	-10.2	

UL Korea, Ltd. Suwon Laboratory FORM ID: FCC_22/24/27(04)
218 Maeyeong-ro, Yeongtong-gu, Suwon-si, Gyeonggi-do, 16675, Korea TEL: (031) 337-9902 FAX: (031) 213-5433
UL Korea, Ltd. Confidential
This report shall not be reproduced except in full, without the written approval of UL Korea, Ltd.

LTE
Band 25
5MHz
QPSK

UL Verification Services, Inc.
High Frequency Substitution Measurement

Company: Samsung
Project #: 4789651209
Date: 2020-10-21
Test Engineer: 20882
Configuration: EUT, Z-Position
Location: Chamber 2
Mode: LTE_QPSK Band 25 Fundamentals, 3MHz Bandwidth

Test Equipment:
Receiving: Horn 3117[00168724], and Chamber 2 SMA Cables
Substitution: Horn 3115[00161451], 8.5m SMA-type Cable

f MHz	SG reading (dBm)	Ant. Pol. (H/V)	Cable Loss (dB)	Antenna Gain (dBi)	EIRP (dBm)	Limit (dBm)	Delta (dB)	Notes
Low Ch								
1851.50	13.67	V	4.5	9.6	18.77	33.0	-14.2	
1851.50	18.71	H	4.5	9.6	23.81	33.0	-9.2	
Mid Ch								
1882.50	16.43	V	4.6	9.3	21.20	33.0	-11.8	
1882.50	18.63	H	4.6	9.3	23.40	33.0	-9.6	
High Ch								
1913.50	15.46	V	4.6	9.0	19.86	33.0	-13.1	
1913.50	18.99	H	4.6	9.0	23.39	33.0	-9.6	

LTE
Band 25
5MHz
16QAM

UL Verification Services, Inc.
High Frequency Substitution Measurement

Company: Samsung
Project #: 4789651209
Date: 2020-10-21
Test Engineer: 20882
Configuration: EUT, Z-Position
Location: Chamber 2
Mode: LTE_16QAM Band 25 Fundamentals, 5MHz Bandwidth

Test Equipment:
Receiving: Horn 3117[00168724], and Chamber 2 SMA Cables
Substitution: Horn 3115[00161451], 8.5m SMA-type Cable

f MHz	SG reading (dBm)	Ant. Pol. (H/V)	Cable Loss (dB)	Antenna Gain (dBi)	EIRP (dBm)	Limit (dBm)	Delta (dB)	Notes
Low Ch								
1852.50	12.60	V	4.5	9.6	17.68	33.0	-15.3	
1852.50	17.87	H	4.5	9.6	22.95	33.0	-10.0	
Mid Ch								
1882.50	14.64	V	4.6	9.3	19.41	33.0	-13.6	
1882.50	17.56	H	4.6	9.3	22.33	33.0	-10.7	
High Ch								
1912.50	14.40	V	4.6	9.0	18.82	33.0	-14.2	
1912.50	17.82	H	4.6	9.0	22.25	33.0	-10.8	

UL Korea, Ltd. Suwon Laboratory FORM ID: FCC_22/24/27(04)
218 Maeyeong-ro, Yeongtong-gu, Suwon-si, Gyeonggi-do, 16675, Korea TEL: (031) 337-9902 FAX: (031) 213-5433
UL Korea, Ltd. Confidential
This report shall not be reproduced except in full, without the written approval of UL Korea, Ltd.

LTE
Band 25
3MHz
QPSK

UL Verification Services, Inc.
High Frequency Substitution Measurement

Company: Samsung
Project #: 4789651209
Date: 2020-10-21
Test Engineer: 20882
Configuration: EUT, Z-Position
Location: Chamber 2
Mode: LTE_QPSK Band 25 Fundamentals, 3MHz Bandwidth

Test Equpment:
Receiving: Horn 3117[00168724], and Chamber 2 SMA Cables
Substitution: Horn 3115[00161451], 8.5m SMA-type Cable

f MHz	SG reading (dBm)	Ant. Pol. (H/V)	Cable Loss (dB)	Antenna Gain (dBi)	EIRP (dBm)	Limit (dBm)	Delta (dB)	Notes
Low Ch								
1851.50	14.08	V	4.5	9.6	19.18	33.0	-13.8	
1851.50	17.41	H	4.5	9.6	22.51	33.0	-10.5	
Mid Ch								
1882.50	16.72	V	4.6	9.3	21.49	33.0	-11.5	
1882.50	18.36	H	4.6	9.3	23.13	33.0	-9.9	
High Ch								
1913.50	15.83	V	4.6	9.0	20.23	33.0	-12.8	
1913.50	19.25	H	4.6	9.0	23.65	33.0	-9.3	

LTE
Band 25
3MHz
16QAM

UL Verification Services, Inc.
High Frequency Substitution Measurement

Company: Samsung
Project #: 4789651209
Date: 2020-10-21
Test Engineer: 20882
Configuration: EUT, Z-Position
Location: Chamber 2
Mode: LTE_16QAM Band 25 Fundamentals, 3MHz Bandwidth

Test Equpment:
Receiving: Horn 3117[00168724], and Chamber 2 SMA Cables
Substitution: Horn 3115[00161451], 8.5m SMA-type Cable

f MHz	SG reading (dBm)	Ant. Pol. (H/V)	Cable Loss (dB)	Antenna Gain (dBi)	EIRP (dBm)	Limit (dBm)	Delta (dB)	Notes
Low Ch								
1851.50	12.65	V	4.5	9.6	17.75	33.0	-15.3	
1851.50	16.74	H	4.5	9.6	21.84	33.0	-11.2	
Mid Ch								
1882.50	14.71	V	4.6	9.3	19.48	33.0	-13.5	
1882.50	17.20	H	4.6	9.3	21.97	33.0	-11.0	
High Ch								
1913.50	13.77	V	4.6	9.0	18.17	33.0	-14.8	
1913.50	17.92	H	4.6	9.0	22.32	33.0	-10.7	

UL Korea, Ltd. Suwon Laboratory FORM ID: FCC_22/24/27(04)
218 Maeyeong-ro, Yeongtong-gu, Suwon-si, Gyeonggi-do, 16675, Korea TEL: (031) 337-9902 FAX: (031) 213-5433
UL Korea, Ltd. Confidential
This report shall not be reproduced except in full, without the written approval of UL Korea, Ltd.

LTE
Band 25
1.4MHz
QPSK

UL Verification Services, Inc.
High Frequency Substitution Measurement

Company: Samsung
Project #: 4789651209
Date: 2020-10-21
Test Engineer: 20882
Configuration: EUT, Z-Position
Location: Chamber 2
Mode: LTE_QPSK Band 25 Fundamentals, 1.4MHz Bandwidth

Test Equpment:
Receiving: Horn 3117[00168724], and Chamber 2 SMA Cables
Substitution: Horn 3115[00161451], 8.5m SMA-type Cable

f MHz	SG reading (dBm)	Ant. Pol. (H/V)	Cable Loss (dB)	Antenna Gain (dBi)	EIRP (dBm)	Limit (dBm)	Delta (dB)	Notes
Low Ch								
1850.70	13.66	V	4.5	9.6	18.76	33.0	-14.2	
1850.70	18.72	H	4.5	9.6	23.83	33.0	-9.2	
Mid Ch								
1882.50	16.36	V	4.6	9.3	21.13	33.0	-11.9	
1882.50	18.63	H	4.6	9.3	23.40	33.0	-9.6	
High Ch								
1914.30	15.54	V	4.6	9.0	19.94	33.0	-13.1	
1914.30	19.04	H	4.6	9.0	23.44	33.0	-9.6	

LTE
Band 25
1.4MHz
16QAM

UL Verification Services, Inc.
High Frequency Substitution Measurement

Company: Samsung
Project #: 4789651209
Date: 2020-10-21
Test Engineer: 20882
Configuration: EUT, Z-Position
Location: Chamber 2
Mode: LTE_16QAM Band 25 Fundamentals, 1.4MHz Bandwidth

Test Equpment:
Receiving: Horn 3117[00168724], and Chamber 2 SMA Cables
Substitution: Horn 3115[00161451], 8.5m SMA-type Cable

f MHz	SG reading (dBm)	Ant. Pol. (H/V)	Cable Loss (dB)	Antenna Gain (dBi)	EIRP (dBm)	Limit (dBm)	Delta (dB)	Notes
Low Ch								
1850.70	12.11	V	4.5	9.6	17.21	33.0	-15.8	
1850.70	17.44	H	4.5	9.6	22.55	33.0	-10.5	
Mid Ch								
1882.50	14.75	V	4.6	9.3	19.52	33.0	-13.5	
1882.50	17.44	H	4.6	9.3	22.21	33.0	-10.8	
High Ch								
1914.30	14.21	V	4.6	9.0	18.61	33.0	-14.4	
1914.30	17.97	H	4.6	9.0	22.37	33.0	-10.6	

UL Korea, Ltd. Suwon Laboratory FORM ID: FCC_22/24/27(04)
218 Maeyeong-ro, Yeongtong-gu, Suwon-si, Gyeonggi-do, 16675, Korea TEL: (031) 337-9902 FAX: (031) 213-5433
UL Korea, Ltd. Confidential
This report shall not be reproduced except in full, without the written approval of UL Korea, Ltd.

LTE Band 26 (Part 90)

LTE Band 26 15MHz QPSK

UL Verification Services, Inc.
High Frequency Substitution Measurement

Company: Samsung
Project #: 4789651209
Date: 2020-10-19
Test Engineer: 20882
Configuration: EUT, Z-Position
Location: Chamber 1
Mode: LTE_QPSK Band 26 Fundamentals, 15MHz Bandwidth

Test Equipment:
Receiving: VULB9163-750, and Chamber 1 SMA Cables
Substitution: Dipole 3121_DB4, 8.5m SMA-type Cable

f MHz	SG reading (dBm)	Ant. Pol. (H/V)	Cable Loss (dB)	Antenna Gain (dBd)	ERP (dBm)	Limit (dBm)	Delta (dB)	Notes
Low Ch								
821.50	23.88	V	3.0	-1.0	19.87	50.0	-30.1	Part 90
821.50	13.00	H	3.0	-1.0	8.99	50.0	-41.0	Part 90

LTE Band 26 15MHz 16QAM

UL Verification Services, Inc.
High Frequency Substitution Measurement

Company: Samsung
Project #: 4789651209
Date: 2020-10-19
Test Engineer: 20882
Configuration: EUT, Z-Position
Location: Chamber 1
Mode: LTE_16QAM Band 26 Fundamentals, 15MHz Bandwidth

Test Equipment:
Receiving: VULB9163-750, and Chamber 1 SMA Cables
Substitution: Dipole 3121_DB4, 8.5m SMA-type Cable

f MHz	SG reading (dBm)	Ant. Pol. (H/V)	Cable Loss (dB)	Antenna Gain (dBd)	ERP (dBm)	Limit (dBm)	Delta (dB)	Notes
Low Ch								
821.50	22.80	V	3.0	-1.0	18.79	50.0	-31.2	Part 90
821.50	11.92	H	3.0	-1.0	7.91	50.0	-42.1	Part 90

UL Korea, Ltd. Suwon Laboratory FORM ID: FCC_22/24/27(04)
218 Maeyeong-ro, Yeongtong-gu, Suwon-si, Gyeonggi-do, 16675, Korea TEL: (031) 337-9902 FAX: (031) 213-5433
UL Korea, Ltd. Confidential
This report shall not be reproduced except in full, without the written approval of UL Korea, Ltd.

LTE

Band 26

10MHz

QPSK

UL Verification Services, Inc.
High Frequency Substitution Measurement

Company: Samsung
Project #: 4789651209
Date: 2020-10-19
Test Engineer: 20882
Configuration: EUT, Z-Position
Location: Chamber 1
Mode: LTE_QPSK Band 26 Fundamentals, 10MHz Bandwidth

Test Equipment:
Receiving: VULB9163-750, and Chamber 1 SMA Cables
Substitution: Dipole 3121_DB4, 8.5m SMA-type Cable

f MHz	SG reading (dBm)	Ant. Pol. (H/V)	Cable Loss (dB)	Antenna Gain (dBd)	ERP (dBm)	Limit (dBm)	Delta (dB)	Notes
Low Ch								
819.00	23.80	V	3.0	-1.0	19.80	50.0	-30.2	Part 90
819.00	13.85	H	3.0	-1.0	9.85	50.0	-40.2	Part 90

LTE

Band 26

10MHz

16QAM

UL Verification Services, Inc.
High Frequency Substitution Measurement

Company: Samsung
Project #: 4789651209
Date: 2020-10-19
Test Engineer: 20882
Configuration: EUT, Z-Position
Location: Chamber 1
Mode: LTE_16QAM Band 26 Fundamentals, 10MHz Bandwidth

Test Equipment:
Receiving: VULB9163-750, and Chamber 1 SMA Cables
Substitution: Dipole 3121_DB4, 8.5m SMA-type Cable

f MHz	SG reading (dBm)	Ant. Pol. (H/V)	Cable Loss (dB)	Antenna Gain (dBd)	ERP (dBm)	Limit (dBm)	Delta (dB)	Notes
Low Ch								
819.00	21.86	V	3.0	-1.0	17.86	50.0	-32.1	Part 90
819.00	11.98	H	3.0	-1.0	7.98	50.0	-42.0	Part 90

UL Korea, Ltd. Suwon Laboratory FORM ID: FCC_22/24/27(04)
218 Maeyeong-ro, Yeongtong-gu, Suwon-si, Gyeonggi-do, 16675, Korea TEL: (031) 337-9902 FAX: (031) 213-5433
UL Korea, Ltd. Confidential
This report shall not be reproduced except in full, without the written approval of UL Korea, Ltd.

LTE

Band 26

5MHz

QPSK

UL Verification Services, Inc.
High Frequency Substitution Measurement

Company: Samsung
Project #: 4789651209
Date: 2020-10-19
Test Engineer: 20882
Configuration: EUT, Z-Position
Location: Chamber 1
Mode: LTE_QPSK Band 26 Fundamentals, 5MHz Bandwidth

Test Equipment:
Receiving: VULB9163-750, and Chamber 1 SMA Cables
Substitution: Dipole 3121_DB4, 8.5m SMA-type Cable

f MHz	SG reading (dBm)	Ant. Pol. (H/V)	Cable Loss (dB)	Antenna Gain (dBd)	ERP (dBm)	Limit (dBm)	Delta (dB)	Notes
Low Ch								
816.50	23.09	V	3.0	-1.0	19.08	50.0	-30.9	Part 90
816.50	13.37	H	3.0	-1.0	9.36	50.0	-40.6	Part 90
Mid Ch								
821.50	22.63	V	3.0	-1.0	18.62	50.0	-31.4	Part 90
821.50	12.06	H	3.0	-1.0	8.05	50.0	-41.9	Part 90

LTE

Band 26

5MHz

16QAM

UL Verification Services, Inc.
High Frequency Substitution Measurement

Company: Samsung
Project #: 4789651209
Date: 2020-10-19
Test Engineer: 20882
Configuration: EUT, Z-Position
Location: Chamber 1
Mode: LTE_16QAM Band 26 Fundamentals, 5MHz Bandwidth

Test Equipment:
Receiving: VULB9163-750, and Chamber 1 SMA Cables
Substitution: Dipole 3121_DB4, 8.5m SMA-type Cable

f MHz	SG reading (dBm)	Ant. Pol. (H/V)	Cable Loss (dB)	Antenna Gain (dBd)	ERP (dBm)	Limit (dBm)	Delta (dB)	Notes
Low Ch								
816.50	21.72	V	3.0	-1.0	17.71	50.0	-32.3	Part 90
816.50	11.95	H	3.0	-1.0	7.94	50.0	-42.1	Part 90
Mid Ch								
821.50	21.89	V	3.0	-1.0	17.88	50.0	-32.1	Part 90
821.50	11.26	H	3.0	-1.0	7.25	50.0	-42.7	Part 90

UL Korea, Ltd. Confidential
This report shall not be reproduced except in full, without the written approval of UL Korea, Ltd.

LTE

Band 26

3MHz

QPSK

UL Verification Services, Inc.
High Frequency Substitution Measurement

Company: Samsung
Project #: 4789651209
Date: 2020-10-19
Test Engineer: 20882
Configuration: EUT, Z-Position
Location: Chamber 1
Mode: LTE_QPSK Band 26 Fundamentals, 3MHz Bandwidth

Test Equipment:
Receiving: VULB9163-750, and Chamber 1 SMA Cables
Substitution: Dipole 3121_DB4, 8.5m SMA-type Cable

f MHz	SG reading (dBm)	Ant. Pol. (H/V)	Cable Loss (dB)	Antenna Gain (dBd)	ERP (dBm)	Limit (dBm)	Delta (dB)	Notes
Low Ch								
815.50	22.71	V	3.0	-1.0	18.69	50.0	-31.3	Part 90
815.50	13.23	H	3.0	-1.0	9.22	50.0	-40.8	Part 90
Mid Ch								
822.50	22.86	V	3.0	-1.0	18.86	50.0	-31.1	Part 90
822.50	12.20	H	3.0	-1.0	8.19	50.0	-41.8	Part 90

LTE

Band 26

3MHz

16QAM

UL Verification Services, Inc.
High Frequency Substitution Measurement

Company: Samsung
Project #: 4789651209
Date: 2020-10-19
Test Engineer: 20882
Configuration: EUT, Z-Position
Location: Chamber 1
Mode: LTE_16QAM Band 26 Fundamentals, 3MHz Bandwidth

Test Equipment:
Receiving: VULB9163-750, and Chamber 1 SMA Cables
Substitution: Dipole 3121_DB4, 8.5m SMA-type Cable

f MHz	SG reading (dBm)	Ant. Pol. (H/V)	Cable Loss (dB)	Antenna Gain (dBd)	ERP (dBm)	Limit (dBm)	Delta (dB)	Notes
Low Ch								
815.50	21.52	V	3.0	-1.0	17.50	50.0	-32.5	Part 90
815.50	11.77	H	3.0	-1.0	7.76	50.0	-42.2	Part 90
Mid Ch								
822.50	21.90	V	3.0	-1.0	17.90	50.0	-32.1	Part 90
822.50	11.30	H	3.0	-1.0	7.29	50.0	-42.7	Part 90

UL Korea, Ltd. Suwon Laboratory FORM ID: FCC_22/24/27(04)
218 Maeyeong-ro, Yeongtong-gu, Suwon-si, Gyeonggi-do, 16675, Korea TEL: (031) 337-9902 FAX: (031) 213-5433
UL Korea, Ltd. Confidential
This report shall not be reproduced except in full, without the written approval of UL Korea, Ltd.

LTE

Band 26

1.4MHz

QPSK

UL Verification Services, Inc.
High Frequency Substitution Measurement

Company: Samsung
Project #: 4789651209
Date: 2020-10-19
Test Engineer: 20882
Configuration: EUT, Z-Position
Location: Chamber 1
Mode: LTE_QPSK Band 26 Fundamentals, 1.4MHz Bandwidth

Test Equipment:
Receiving: VULB9163-750, and Chamber 1 SMA Cables
Substitution: Dipole 3121_DB4, 8.5m SMA-type Cable

f MHz	SG reading (dBm)	Ant. Pol. (H/V)	Cable Loss (dB)	Antenna Gain (dBd)	ERP (dBm)	Limit (dBm)	Delta (dB)	Notes
Low Ch								
814.70	22.59	V	3.0	-1.0	18.57	50.0	-31.4	Part 90
814.70	12.87	H	3.0	-1.0	8.85	50.0	-41.2	Part 90
Mid Ch								
823.30	23.26	V	3.0	-1.0	19.26	50.0	-30.7	Part 90
823.30	12.22	H	3.0	-1.0	8.22	50.0	-41.8	Part 90

LTE

Band 26

1.4MHz

16QAM

UL Verification Services, Inc.
High Frequency Substitution Measurement

Company: Samsung
Project #: 4789651209
Date: 2020-10-19
Test Engineer: 20882
Configuration: EUT, Z-Position
Location: Chamber 1
Mode: LTE_16QAM Band 26 Fundamentals, 1.4MHz Bandwidth

Test Equipment:
Receiving: VULB9163-750, and Chamber 1 SMA Cables
Substitution: Dipole 3121_DB4, 8.5m SMA-type Cable

f MHz	SG reading (dBm)	Ant. Pol. (H/V)	Cable Loss (dB)	Antenna Gain (dBd)	ERP (dBm)	Limit (dBm)	Delta (dB)	Notes
Low Ch								
814.70	21.34	V	3.0	-1.0	17.32	50.0	-32.7	Part 90
814.70	11.89	H	3.0	-1.0	7.87	50.0	-42.1	Part 90
Mid Ch								
823.30	22.25	V	3.0	-1.0	18.25	50.0	-31.7	Part 90
823.30	11.25	H	3.0	-1.0	7.25	50.0	-42.7	Part 90

UL Korea, Ltd. Suwon Laboratory FORM ID: FCC_22/24/27(04)
218 Maeyeong-ro, Yeongtong-gu, Suwon-si, Gyeonggi-do, 16675, Korea TEL: (031) 337-9902 FAX: (031) 213-5433
UL Korea, Ltd. Confidential
This report shall not be reproduced except in full, without the written approval of UL Korea, Ltd.

LTE Band 26 (Part 22)

LTE

Band 26

15MHz

QPSK

UL Verification Services, Inc.
High Frequency Substitution Measurement

Company: Samsung
Project #: 4789651209
Date: 2020-10-19
Test Engineer: 20882
Configuration: EUT, Z-Position
Location: Chamber 1
Mode: LTE_QPSK Band 26 Fundamentals, 15MHz Bandwidth

Test Equpment:
Receiving: VULB9163-750, and Chamber 1 SMA Cables
Substitution: Dipole 3121_DB4, 8.5m SMA-type Cable

f MHz	SG reading (dBm)	Ant. Pol. (H/V)	Cable Loss (dB)	Antenna Gain (dBd)	ERP (dBm)	Limit (dBm)	Delta (dB)	Notes
Mid Ch								
831.50	26.15	V	3.1	-0.9	22.17	38.5	-16.3	
831.50	14.23	H	3.1	-0.9	10.25	38.5	-28.2	
High Ch								
841.50	26.26	V	3.1	-0.9	22.30	38.5	-16.2	
841.50	15.14	H	3.1	-0.9	11.18	38.5	-27.3	

LTE

Band 26

15MHz

16QAM

UL Verification Services, Inc.
High Frequency Substitution Measurement

Company: Samsung
Project #: 4789651209
Date: 2020-10-19
Test Engineer: 20882
Configuration: EUT, Z-Position
Location: Chamber 1
Mode: LTE_16QAM Band 26 Fundamentals, 15MHz Bandwidth

Test Equpment:
Receiving: VULB9163-750, and Chamber 1 SMA Cables
Substitution: Dipole 3121_DB4, 8.5m SMA-type Cable

f MHz	SG reading (dBm)	Ant. Pol. (H/V)	Cable Loss (dB)	Antenna Gain (dBd)	ERP (dBm)	Limit (dBm)	Delta (dB)	Notes
Mid Ch								
831.50	25.16	V	3.1	-0.9	21.18	38.5	-17.3	
831.50	13.09	H	3.1	-0.9	9.11	38.5	-29.4	
High Ch								
841.50	25.20	V	3.1	-0.9	21.24	38.5	-17.3	
841.50	13.96	H	3.1	-0.9	10.00	38.5	-28.5	

UL Korea, Ltd. Suwon Laboratory FORM ID: FCC_22/24/27(04)
218 Maeyeong-ro, Yeongtong-gu, Suwon-si, Gyeonggi-do, 16675, Korea TEL: (031) 337-9902 FAX: (031) 213-5433
UL Korea, Ltd. Confidential
This report shall not be reproduced except in full, without the written approval of UL Korea, Ltd.

LTE

Band 26

10MHz

QPSK

UL Verification Services, Inc.
High Frequency Substitution Measurement

Company: Samsung
Project #: 4789651209
Date: 2020-10-16
Test Engineer: 20882
Configuration: EUT, Z-Position
Location: Chamber 1
Mode: LTE_QPSK Band 26 Fundamentals, 10MHz Bandwidth

Test Equipment:
Receiving: VULB9163-750, and Chamber 1 SMA Cables
Substitution: Dipole 3121_DB4, 8.5m SMA-type Cable

f MHz	SG reading (dBm)	Ant. Pol. (H/V)	Cable Loss (dB)	Antenna Gain (dBd)	ERP (dBm)	Limit (dBm)	Delta (dB)	Notes
Low Ch								
829.00	24.09	V	3.1	-0.9	20.11	38.5	-18.4	
829.00	12.55	H	3.1	-0.9	8.56	38.5	-29.9	
Mid Ch								
831.50	26.49	V	3.1	-0.9	22.51	38.5	-16.0	
831.50	14.54	H	3.1	-0.9	10.56	38.5	-27.9	
High Ch								
844.00	26.60	V	3.1	-0.9	22.65	38.5	-15.8	
844.00	15.27	H	3.1	-0.9	11.32	38.5	-27.2	

LTE

Band 26

10MHz

16QAM

UL Verification Services, Inc.
High Frequency Substitution Measurement

Company: Samsung
Project #: 4789651209
Date: 2020-10-16
Test Engineer: 20882
Configuration: EUT, Z-Position
Location: Chamber 1
Mode: LTE_16QAM Band 26 Fundamentals, 10MHz Bandwidth

Test Equipment:
Receiving: VULB9163-750, and Chamber 1 SMA Cables
Substitution: Dipole 3121_DB4, 8.5m SMA-type Cable

f MHz	SG reading (dBm)	Ant. Pol. (H/V)	Cable Loss (dB)	Antenna Gain (dBd)	ERP (dBm)	Limit (dBm)	Delta (dB)	Notes
Low Ch								
829.00	23.29	V	3.1	-0.9	19.31	38.5	-19.2	
829.00	11.67	H	3.1	-0.9	7.68	38.5	-30.8	
Mid Ch								
831.50	25.46	V	3.1	-0.9	21.48	38.5	-17.0	
831.50	13.42	H	3.1	-0.9	9.44	38.5	-29.1	
High Ch								
844.00	25.60	V	3.1	-0.9	21.65	38.5	-16.8	
844.00	14.46	H	3.1	-0.9	10.51	38.5	-28.0	

UL Korea, Ltd. Suwon Laboratory FORM ID: FCC_22/24/27(04)
218 Maeyeong-ro, Yeongtong-gu, Suwon-si, Gyeonggi-do, 16675, Korea TEL: (031) 337-9902 FAX: (031) 213-5433
UL Korea, Ltd. Confidential
This report shall not be reproduced except in full, without the written approval of UL Korea, Ltd.

LTE
Band 26
5MHz
QPSK

UL Verification Services, Inc.
High Frequency Substitution Measurement

Company: Samsung
Project #: 4789651209
Date: 2020-10-16
Test Engineer: 20882
Configuration: EUT, Z-Position
Location: Chamber 1
Mode: LTE_QPSK Band 26 Fundamentals, 5MHz Bandwidth

Test Equipment:
Receiving: VULB9163-750, and Chamber 1 SMA Cables
Substitution: Dipole 3121_DB4, 8.5m SMA-type Cable

f MHz	SG reading (dBm)	Ant. Pol. (H/V)	Cable Loss (dB)	Antenna Gain (dBd)	ERP (dBm)	Limit (dBm)	Delta (dB)	Notes
Low Ch								
826.50	24.06	V	3.0	-0.9	20.07	38.5	-18.4	
826.50	12.98	H	3.0	-0.9	8.98	38.5	-29.5	
Mid Ch								
831.50	25.93	V	3.1	-0.9	21.95	38.5	-16.5	
831.50	14.60	H	3.1	-0.9	10.62	38.5	-27.9	
High Ch								
846.50	25.33	V	3.1	-0.9	21.39	38.5	-17.1	
846.50	15.29	H	3.1	-0.9	11.34	38.5	-27.2	

LTE
Band 26
5MHz
16QAM

UL Verification Services, Inc.
High Frequency Substitution Measurement

Company: Samsung
Project #: 4789651209
Date: 2020-10-16
Test Engineer: 20882
Configuration: EUT, Z-Position
Location: Chamber 1
Mode: LTE_16QAM Band 26 Fundamentals, 5MHz Bandwidth

Test Equipment:
Receiving: VULB9163-750, and Chamber 1 SMA Cables
Substitution: Dipole 3121_DB4, 8.5m SMA-type Cable

f MHz	SG reading (dBm)	Ant. Pol. (H/V)	Cable Loss (dB)	Antenna Gain (dBd)	ERP (dBm)	Limit (dBm)	Delta (dB)	Notes
Low Ch								
826.50	22.90	V	3.0	-0.9	18.91	38.5	-19.6	
826.50	11.43	H	3.0	-0.9	7.43	38.5	-31.1	
Mid Ch								
831.50	24.64	V	3.1	-0.9	20.66	38.5	-17.8	
831.50	13.24	H	3.1	-0.9	9.26	38.5	-29.2	
High Ch								
846.50	23.94	V	3.1	-0.9	20.00	38.5	-18.5	
846.50	14.53	H	3.1	-0.9	10.58	38.5	-27.9	

UL Korea, Ltd. Suwon Laboratory FORM ID: FCC_22/24/27(04)
218 Maeyeong-ro, Yeongtong-gu, Suwon-si, Gyeonggi-do, 16675, Korea TEL: (031) 337-9902 FAX: (031) 213-5433
UL Korea, Ltd. Confidential
This report shall not be reproduced except in full, without the written approval of UL Korea, Ltd.

LTE

Band 26

3MHz

QPSK

UL Verification Services, Inc.
High Frequency Substitution Measurement

Company: Samsung
Project #: 4789651209
Date: 2020-10-16
Test Engineer: 20882
Configuration: EUT, Z-Position
Location: Chamber 1
Mode: LTE_QPSK Band 26 Fundamentals, 3MHz Bandwidth

Test Equipment:
Receiving: VULB9163-750, and Chamber 1 SMA Cables
Substitution: Dipole 3121_DB4, 8.5m SMA-type Cable

f MHz	SG reading (dBm)	Ant. Pol. (H/V)	Cable Loss (dB)	Antenna Gain (dBd)	ERP (dBm)	Limit (dBm)	Delta (dB)	Notes
Low Ch								
825.50	23.61	V	3.0	-0.9	19.62	38.5	-18.9	
825.50	12.41	H	3.0	-0.9	8.42	38.5	-30.1	
Mid Ch								
831.50	25.51	V	3.1	-0.9	21.53	38.5	-17.0	
831.50	14.27	H	3.1	-0.9	10.29	38.5	-28.2	
High Ch								
847.50	25.23	V	3.1	-0.9	21.29	38.5	-17.2	
847.50	15.44	H	3.1	-0.9	11.50	38.5	-27.0	

LTE

Band 26

3MHz

16QAM

UL Verification Services, Inc.
High Frequency Substitution Measurement

Company: Samsung
Project #: 4789651209
Date: 2020-10-16
Test Engineer: 20882
Configuration: EUT, Z-Position
Location: Chamber 1
Mode: LTE_16QAM Band 26 Fundamentals, 3MHz Bandwidth

Test Equipment:
Receiving: VULB9163-750, and Chamber 1 SMA Cables
Substitution: Dipole 3121_DB4, 8.5m SMA-type Cable

f MHz	SG reading (dBm)	Ant. Pol. (H/V)	Cable Loss (dB)	Antenna Gain (dBd)	ERP (dBm)	Limit (dBm)	Delta (dB)	Notes
Low Ch								
825.50	22.84	V	3.0	-0.9	18.85	38.5	-19.6	
825.50	11.42	H	3.0	-0.9	7.43	38.5	-31.1	
Mid Ch								
831.50	24.64	V	3.1	-0.9	20.66	38.5	-17.8	
831.50	12.75	H	3.1	-0.9	8.77	38.5	-29.7	
High Ch								
847.50	23.86	V	3.1	-0.9	19.92	38.5	-18.6	
847.50	13.93	H	3.1	-0.9	9.99	38.5	-28.5	

UL Korea, Ltd. Suwon Laboratory FORM ID: FCC_22/24/27(04)
218 Maeyeong-ro, Yeongtong-gu, Suwon-si, Gyeonggi-do, 16675, Korea TEL: (031) 337-9902 FAX: (031) 213-5433
UL Korea, Ltd. Confidential
This report shall not be reproduced except in full, without the written approval of UL Korea, Ltd.

LTE

Band 26

1.4MHz

QPSK

UL Verification Services, Inc.
High Frequency Substitution Measurement

Company: Samsung
Project #: 4789651209
Date: 2020-10-16
Test Engineer: 20882
Configuration: EUT, Z-Position
Location: Chamber 1
Mode: LTE_QPSK Band 26 Fundamentals, 1.4MHz Bandwidth

Test Equipment:
Receiving: VULB9163-750, and Chamber 1 SMA Cables
Substitution: Dipole 3121_DB4, 8.5m SMA-type Cable

f MHz	SG reading (dBm)	Ant. Pol. (H/V)	Cable Loss (dB)	Antenna Gain (dBd)	ERP (dBm)	Limit (dBm)	Delta (dB)	Notes
Low Ch								
824.70	23.42	V	3.0	-1.0	19.43	38.5	-19.1	
824.70	12.37	H	3.0	-1.0	8.37	38.5	-30.1	
Mid Ch								
831.50	25.46	V	3.1	-0.9	21.48	38.5	-17.0	
831.50	14.21	H	3.1	-0.9	10.23	38.5	-28.3	
High Ch								
848.30	25.26	V	3.1	-0.9	21.32	38.5	-17.2	
848.30	15.22	H	3.1	-0.9	11.28	38.5	-27.2	

LTE

Band 26

1.4MHz

16QAM

UL Verification Services, Inc.
High Frequency Substitution Measurement

Company: Samsung
Project #: 4789651209
Date: 2020-10-16
Test Engineer: 20882
Configuration: EUT, Z-Position
Location: Chamber 1
Mode: LTE_16QAM Band 26 Fundamentals, 1.4MHz Bandwidth

Test Equipment:
Receiving: VULB9163-750, and Chamber 1 SMA Cables
Substitution: Dipole 3121_DB4, 8.5m SMA-type Cable

f MHz	SG reading (dBm)	Ant. Pol. (H/V)	Cable Loss (dB)	Antenna Gain (dBd)	ERP (dBm)	Limit (dBm)	Delta (dB)	Notes
Low Ch								
824.70	22.35	V	3.0	-1.0	18.36	38.5	-20.1	
824.70	11.29	H	3.0	-1.0	7.29	38.5	-31.2	
Mid Ch								
831.50	24.39	V	3.1	-0.9	20.41	38.5	-18.1	
831.50	12.86	H	3.1	-0.9	8.88	38.5	-29.6	
High Ch								
848.30	23.76	V	3.1	-0.9	19.82	38.5	-18.7	
848.30	14.12	H	3.1	-0.9	10.18	38.5	-28.3	

UL Korea, Ltd. Suwon Laboratory FORM ID: FCC_22/24/27(04)
218 Maeyeong-ro, Yeongtong-gu, Suwon-si, Gyeonggi-do, 16675, Korea TEL: (031) 337-9902 FAX: (031) 213-5433
UL Korea, Ltd. Confidential
This report shall not be reproduced except in full, without the written approval of UL Korea, Ltd.

LTE Band 41 (PC2)

LTE Band 41 20MHz QPSK

UL Verification Services, Inc.
High Frequency Substitution Measurement

Company: Samsung
Project #: 4789651209
Date: 2020-11-10
Test Engineer: 22943
Configuration: EUT, X-Position
Location: Chamber 2
Mode: LTE_QPSK Band 41 Fundamentals, 20MHz Bandwidth

Test Equipment:
Receiving: Horn 3117[00168724], and Chamber 2 SMA Cables
Substitution: Horn 3115[00161451], 8.5m SMA-type Cable

f MHz	SG reading (dBm)	Ant. Pol. (H/V)	Cable Loss (dB)	Antenna Gain (dBi)	EIRP (dBm)	Limit (dBm)	Delta (dB)	Notes
Low Ch								
2506.00	12.46	V	5.3	10.2	17.36	33.0	-15.6	
2506.00	16.50	H	5.3	10.2	21.41	33.0	-11.6	
Mid Ch								
2593.00	16.02	V	5.4	10.1	20.76	33.0	-12.2	
2593.00	18.94	H	5.4	10.1	23.68	33.0	-9.3	
High Ch								
2680.00	14.81	V	5.5	10.2	19.51	33.0	-13.5	
2680.00	18.29	H	5.5	10.2	23.00	33.0	-10.0	

LTE Band 41 20MHz 16QAM

UL Verification Services, Inc.
High Frequency Substitution Measurement

Company: Samsung
Project #: 4789651209
Date: 2020-11-10
Test Engineer: 22943
Configuration: EUT, X-Position
Location: Chamber 2
Mode: LTE_16QAM Band 41 Fundamentals, 20MHz Bandwidth

Test Equipment:
Receiving: Horn 3117[00168724], and Chamber 2 SMA Cables
Substitution: Horn 3115[00161451], 8.5m SMA-type Cable

f MHz	SG reading (dBm)	Ant. Pol. (H/V)	Cable Loss (dB)	Antenna Gain (dBi)	EIRP (dBm)	Limit (dBm)	Delta (dB)	Notes
Low Ch								
2506.00	12.13	V	5.3	10.2	17.03	33.0	-16.0	
2506.00	16.16	H	5.3	10.2	21.07	33.0	-11.9	
Mid Ch								
2593.00	15.44	V	5.4	10.1	20.18	33.0	-12.8	
2593.00	18.25	H	5.4	10.1	22.99	33.0	-10.0	
High Ch								
2680.00	13.47	V	5.5	10.2	18.17	33.0	-14.8	
2680.00	17.38	H	5.5	10.2	22.09	33.0	-10.9	

UL Korea, Ltd. Suwon Laboratory FORM ID: FCC_22/24/27(04)
218 Maeyeong-ro, Yeongtong-gu, Suwon-si, Gyeonggi-do, 16675, Korea TEL: (031) 337-9902 FAX: (031) 213-5433
UL Korea, Ltd. Confidential
This report shall not be reproduced except in full, without the written approval of UL Korea, Ltd.

LTE

Band 41

15MHz

QPSK

UL Verification Services, Inc.
High Frequency Substitution Measurement

Company: Samsung
Project #: 4789651209
Date: 2020-11-10
Test Engineer: 22943
Configuration: EUT, X-Position
Location: Chamber 2
Mode: LTE_QPSK Band 41 Fundamentals, 15MHz Bandwidth

Test Equipment:
Receiving: Horn 3117[00168724], and Chamber 2 SMA Cables
Substitution: Horn 3115[00161451], 8.5m SMA-type Cable

f MHz	SG reading (dBm)	Ant. Pol. (H/V)	Cable Loss (dB)	Antenna Gain (dBi)	EIRP (dBm)	Limit (dBm)	Delta (dB)	Notes
Low Ch								
2503.50	14.22	V	5.3	10.2	19.13	33.0	-13.9	
2503.50	16.93	H	5.3	10.2	21.85	33.0	-11.2	
Mid Ch								
2593.00	14.39	V	5.4	10.1	19.13	33.0	-13.9	
2593.00	18.75	H	5.4	10.1	23.49	33.0	-9.5	
High Ch								
2682.50	15.09	V	5.5	10.2	19.79	33.0	-13.2	
2682.50	17.27	H	5.5	10.2	21.98	33.0	-11.0	

LTE

Band 41

15MHz

16QAM

UL Verification Services, Inc.
High Frequency Substitution Measurement

Company: Samsung
Project #: 4789651209
Date: 2020-11-10
Test Engineer: 22943
Configuration: EUT, X-Position
Location: Chamber 2
Mode: LTE_16QAM Band 41 Fundamentals, 15MHz Bandwidth

Test Equipment:
Receiving: Horn 3117[00168724], and Chamber 2 SMA Cables
Substitution: Horn 3115[00161451], 8.5m SMA-type Cable

f MHz	SG reading (dBm)	Ant. Pol. (H/V)	Cable Loss (dB)	Antenna Gain (dBi)	EIRP (dBm)	Limit (dBm)	Delta (dB)	Notes
Low Ch								
2503.50	13.30	V	5.3	10.2	18.21	33.0	-14.8	
2503.50	16.69	H	5.3	10.2	21.61	33.0	-11.4	
Mid Ch								
2593.00	13.99	V	5.4	10.1	18.73	33.0	-14.3	
2593.00	18.30	H	5.4	10.1	23.04	33.0	-10.0	
High Ch								
2682.50	15.01	V	5.5	10.2	19.71	33.0	-13.3	
2682.50	17.02	H	5.5	10.2	21.73	33.0	-11.3	

UL Korea, Ltd. Suwon Laboratory FORM ID: FCC_22/24/27(04)
218 Maeyeong-ro, Yeongtong-gu, Suwon-si, Gyeonggi-do, 16675, Korea TEL: (031) 337-9902 FAX: (031) 213-5433
UL Korea, Ltd. Confidential
This report shall not be reproduced except in full, without the written approval of UL Korea, Ltd.

LTE
Band 41
10MHz
QPSK

UL Verification Services, Inc.
High Frequency Substitution Measurement

Company: Samsung
Project #: 4789651209
Date: 2020-11-10
Test Engineer: 20896
Configuration: EUT / X-Position
Location: Chamber 2
Mode: LTE_QPSK Band 41 Fundamentals, 10MHz Bandwidth

Test Equipment:
Receiving: Horn 3117[00168724], and Chamber 2 SMA Cables
Substitution: Horn 3115[00161451], 8.5m SMA-type Cable

f MHz	SG reading (dBm)	Ant. Pol. (H/V)	Cable Loss (dB)	Antenna Gain (dBi)	EIRP (dBm)	Limit (dBm)	Delta (dB)	Notes
Low Ch								
2501.00	14.94	V	5.3	10.2	19.86	33.0	-13.1	
2501.00	17.09	H	5.3	10.2	22.01	33.0	-11.0	
Mid Ch								
2593.00	11.59	V	5.4	10.1	16.33	33.0	-16.7	
2593.00	18.28	H	5.4	10.1	23.02	33.0	-10.0	
High Ch								
2685.00	14.77	V	5.5	10.2	19.48	33.0	-13.5	
2685.00	17.60	H	5.5	10.2	22.30	33.0	-10.7	

LTE
Band 41
10MHz
16QAM

UL Verification Services, Inc.
High Frequency Substitution Measurement

Company: Samsung
Project #: 4789651209
Date: 2020-11-10
Test Engineer: 20896
Configuration: EUT / X-Position
Location: Chamber 2
Mode: LTE_16QAM Band 41 Fundamentals, 10MHz Bandwidth

Test Equipment:
Receiving: Horn 3117[00168724], and Chamber 2 SMA Cables
Substitution: Horn 3115[00161451], 8.5m SMA-type Cable

f MHz	SG reading (dBm)	Ant. Pol. (H/V)	Cable Loss (dB)	Antenna Gain (dBi)	EIRP (dBm)	Limit (dBm)	Delta (dB)	Notes
Low Ch								
2501.00	13.68	V	5.3	10.2	18.60	33.0	-14.4	
2501.00	16.54	H	5.3	10.2	21.46	33.0	-11.5	
Mid Ch								
2593.00	11.09	V	5.4	10.1	15.83	33.0	-17.2	
2593.00	17.83	H	5.4	10.1	22.57	33.0	-10.4	
High Ch								
2685.00	14.60	V	5.5	10.2	19.31	33.0	-13.7	
2685.00	16.75	H	5.5	10.2	21.45	33.0	-11.5	

UL Korea, Ltd. Suwon Laboratory FORM ID: FCC_22/24/27(04)
218 Maeyeong-ro, Yeongtong-gu, Suwon-si, Gyeonggi-do, 16675, Korea TEL: (031) 337-9902 FAX: (031) 213-5433
UL Korea, Ltd. Confidential
This report shall not be reproduced except in full, without the written approval of UL Korea, Ltd.

LTE

Band 41

5MHz

QPSK

UL Verification Services, Inc.
High Frequency Substitution Measurement

Company: Samsung
Project #: 4789651209
Date: 2020-11-10
Test Engineer: 20896
Configuration: EUT / X-Position
Location: Chamber 2
Mode: LTE_QPSK Band 41 Fundamentals, 5MHz Bandwidth

Test Equpment:
Receiving: Horn 3117[00168724], and Chamber 2 SMA Cables
Substitution: Horn 3115[00161451], 8.5m SMA-type Cable

f MHz	SG reading (dBm)	Ant. Pol. (H/V)	Cable Loss (dB)	Antenna Gain (dBi)	EIRP (dBm)	Limit (dBm)	Delta (dB)	Notes
Low Ch								
2498.50	14.36	V	5.3	10.2	19.30	33.0	-13.7	
2498.50	16.95	H	5.3	10.2	21.88	33.0	-11.1	
Mid Ch								
2593.00	15.14	V	5.4	10.1	19.88	33.0	-13.1	
2593.00	18.75	H	5.4	10.1	23.49	33.0	-9.5	
High Ch								
2687.50	14.86	V	5.5	10.2	19.58	33.0	-13.4	
2687.50	17.26	H	5.5	10.2	21.98	33.0	-11.0	

LTE

Band 41

5MHz

16QAM

UL Verification Services, Inc.
High Frequency Substitution Measurement

Company: Samsung
Project #: 4789651209
Date: 2020-11-10
Test Engineer: 20896
Configuration: EUT / X-Position
Location: Chamber 2
Mode: LTE_16QAM Band 41 Fundamentals, 5MHz Bandwidth

Test Equpment:
Receiving: Horn 3117[00168724], and Chamber 2 SMA Cables
Substitution: Horn 3115[00161451], 8.5m SMA-type Cable

f MHz	SG reading (dBm)	Ant. Pol. (H/V)	Cable Loss (dB)	Antenna Gain (dBi)	EIRP (dBm)	Limit (dBm)	Delta (dB)	Notes
Low Ch								
2498.50	14.09	V	5.3	10.2	19.03	33.0	-14.0	
2498.50	17.12	H	5.3	10.2	22.05	33.0	-11.0	
Mid Ch								
2593.00	14.38	V	5.4	10.1	19.12	33.0	-13.9	
2593.00	17.99	H	5.4	10.1	22.73	33.0	-10.3	
High Ch								
2687.50	14.62	V	5.5	10.2	19.34	33.0	-13.7	
2687.50	17.06	H	5.5	10.2	21.78	33.0	-11.2	

UL Korea, Ltd. Suwon Laboratory FORM ID: FCC_22/24/27(04)
218 Maeyeong-ro, Yeongtong-gu, Suwon-si, Gyeonggi-do, 16675, Korea TEL: (031) 337-9902 FAX: (031) 213-5433
UL Korea, Ltd. Confidential
This report shall not be reproduced except in full, without the written approval of UL Korea, Ltd.

LTE Band 66

LTE Band 66 20MHz QPSK

UL Verification Services, Inc.
High Frequency Substitution Measurement

Company: Samsung
Project #: 4789651209
Date: 2020-11-02
Test Engineer: 20881
Configuration: EUT, Z-Position
Location: Chamber 2
Mode: LTE_QPSK Band 66 Fundamentals, 20MHz Bandwidth

Test Equpment:
Receiving: Horn 3117[00168724], and Chamber 2 SMA Cables
Substitution: Horn 3115[00161451], 8.5m SMA-type Cable

f MHz	SG reading (dBm)	Ant. Pol. (H/V)	Cable Loss (dB)	Antenna Gain (dBi)	EIRP (dBm)	Limit (dBm)	Delta (dB)	Notes
Low Ch								
1720.00	13.63	V	4.4	9.6	18.87	30.0	-11.1	
1720.00	16.64	H	4.4	9.6	21.87	30.0	-8.1	
Mid Ch								
1745.00	15.22	V	4.4	9.7	20.50	30.0	-9.5	
1745.00	18.34	H	4.4	9.7	23.62	30.0	-6.4	
High Ch								
1770.00	14.07	V	4.4	9.7	19.34	30.0	-10.7	
1770.00	17.45	H	4.4	9.7	22.73	30.0	-7.3	

LTE Band 66 20MHz 16QAM

UL Verification Services, Inc.
High Frequency Substitution Measurement

Company: Samsung
Project #: 4789651209
Date: 2020-11-02
Test Engineer: 20881
Configuration: EUT, Z-Position
Location: Chamber 2
Mode: LTE_16QAM Band 66 Fundamentals, 20MHz Bandwidth

Test Equpment:
Receiving: Horn 3117[00168724], and Chamber 2 SMA Cables
Substitution: Horn 3115[00161451], 8.5m SMA-type Cable

f MHz	SG reading (dBm)	Ant. Pol. (H/V)	Cable Loss (dB)	Antenna Gain (dBi)	EIRP (dBm)	Limit (dBm)	Delta (dB)	Notes
Low Ch								
1720.00	12.57	V	4.4	9.6	17.81	30.0	-12.2	
1720.00	15.32	H	4.4	9.6	20.55	30.0	-9.4	
Mid Ch								
1745.00	14.16	V	4.4	9.7	19.44	30.0	-10.6	
1745.00	17.40	H	4.4	9.7	22.68	30.0	-7.3	
High Ch								
1770.00	13.52	V	4.4	9.7	18.79	30.0	-11.2	
1770.00	16.59	H	4.4	9.7	21.87	30.0	-8.1	

UL Korea, Ltd. Suwon Laboratory FORM ID: FCC_22/24/27(04)
218 Maeyeong-ro, Yeongtong-gu, Suwon-si, Gyeonggi-do, 16675, Korea TEL: (031) 337-9902 FAX: (031) 213-5433
UL Korea, Ltd. Confidential
This report shall not be reproduced except in full, without the written approval of UL Korea, Ltd.

LTE

Band 66

15MHz

QPSK

UL Verification Services, Inc.
High Frequency Substitution Measurement

Company: Samsung
Project #: 4789651209
Date: 2020-11-02
Test Engineer: 20881
Configuration: EUT, Z-Position
Location: Chamber 2
Mode: LTE_QPSK Band 66 Fundamentals, 15MHz Bandwidth

Test Equpment:
Receiving: Horn 3117[00168724], and Chamber 2 SMA Cables
Substitution: Horn 3115[00161451], 8.5m SMA-type Cable

f MHz	SG reading (dBm)	Ant. Pol. (H/V)	Cable Loss (dB)	Antenna Gain (dBi)	EIRP (dBm)	Limit (dBm)	Delta (dB)	Notes
Low Ch								
1717.50	14.90	V	4.4	9.6	20.13	30.0	-9.9	
1717.50	17.81	H	4.4	9.6	23.04	30.0	-7.0	
Mid Ch								
1745.00	14.78	V	4.4	9.7	20.06	30.0	-9.9	
1745.00	18.26	H	4.4	9.7	23.54	30.0	-6.5	
High Ch								
1772.50	14.06	V	4.4	9.7	19.33	30.0	-10.7	
1772.50	17.87	H	4.4	9.7	23.14	30.0	-6.9	

LTE

Band 66

15MHz

16QAM

UL Verification Services, Inc.
High Frequency Substitution Measurement

Company: Samsung
Project #: 4789651209
Date: 2020-11-02
Test Engineer: 20881
Configuration: EUT, Z-Position
Location: Chamber 2
Mode: LTE_16QAM Band 66 Fundamentals, 15MHz Bandwidth

Test Equpment:
Receiving: Horn 3117[00168724], and Chamber 2 SMA Cables
Substitution: Horn 3115[00161451], 8.5m SMA-type Cable

f MHz	SG reading (dBm)	Ant. Pol. (H/V)	Cable Loss (dB)	Antenna Gain (dBi)	EIRP (dBm)	Limit (dBm)	Delta (dB)	Notes
Low Ch								
1717.50	13.89	V	4.4	9.6	19.12	30.0	-10.9	
1717.50	16.64	H	4.4	9.6	21.87	30.0	-8.1	
Mid Ch								
1745.00	13.61	V	4.4	9.7	18.89	30.0	-11.1	
1745.00	16.83	H	4.4	9.7	22.11	30.0	-7.9	
High Ch								
1772.50	13.01	V	4.4	9.7	18.28	30.0	-11.7	
1772.50	16.71	H	4.4	9.7	21.98	30.0	-8.0	

UL Korea, Ltd. Suwon Laboratory FORM ID: FCC_22/24/27(04)
218 Maeyeong-ro, Yeongtong-gu, Suwon-si, Gyeonggi-do, 16675, Korea TEL: (031) 337-9902 FAX: (031) 213-5433
UL Korea, Ltd. Confidential
This report shall not be reproduced except in full, without the written approval of UL Korea, Ltd.

LTE
Band 66
10MHz
QPSK

UL Verification Services, Inc.
High Frequency Substitution Measurement

Company: Samsung
Project #: 4789651209
Date: 2020-11-02
Test Engineer: 20881
Configuration: EUT, Z-Position
Location: Chamber 2
Mode: LTE_QPSK Band 66 Fundamentals, 10MHz Bandwidth

Test Equipment:
Receiving: Horn 3117[00168724], and Chamber 2 SMA Cables
Substitution: Horn 3115[00161451], 8.5m SMA-type Cable

f MHz	SG reading (dBm)	Ant. Pol. (H/V)	Cable Loss (dB)	Antenna Gain (dBi)	EIRP (dBm)	Limit (dBm)	Delta (dB)	Notes
Low Ch								
1715.00	14.61	V	4.4	9.6	19.84	30.0	-10.2	
1715.00	17.45	H	4.4	9.6	22.67	30.0	-7.3	
Mid Ch								
1745.00	15.24	V	4.4	9.7	20.52	30.0	-9.5	
1745.00	18.01	H	4.4	9.7	23.29	30.0	-6.7	
High Ch								
1775.00	13.64	V	4.4	9.7	18.91	30.0	-11.1	
1775.00	17.67	H	4.4	9.7	22.94	30.0	-7.1	

LTE
Band 66
10MHz
16QAM

UL Verification Services, Inc.
High Frequency Substitution Measurement

Company: Samsung
Project #: 4789651209
Date: 2020-11-02
Test Engineer: 20881
Configuration: EUT, Z-Position
Location: Chamber 2
Mode: LTE_16QAM Band 66 Fundamentals, 10MHz Bandwidth

Test Equipment:
Receiving: Horn 3117[00168724], and Chamber 2 SMA Cables
Substitution: Horn 3115[00161451], 8.5m SMA-type Cable

f MHz	SG reading (dBm)	Ant. Pol. (H/V)	Cable Loss (dB)	Antenna Gain (dBi)	EIRP (dBm)	Limit (dBm)	Delta (dB)	Notes
Low Ch								
1715.00	13.48	V	4.4	9.6	18.71	30.0	-11.3	
1715.00	16.46	H	4.4	9.6	21.68	30.0	-8.3	
Mid Ch								
1745.00	14.20	V	4.4	9.7	19.48	30.0	-10.5	
1745.00	17.21	H	4.4	9.7	22.49	30.0	-7.5	
High Ch								
1775.00	12.54	V	4.4	9.7	17.81	30.0	-12.2	
1775.00	16.28	H	4.4	9.7	21.55	30.0	-8.5	

UL Korea, Ltd. Suwon Laboratory FORM ID: FCC_22/24/27(04)
218 Maeyeong-ro, Yeongtong-gu, Suwon-si, Gyeonggi-do, 16675, Korea TEL: (031) 337-9902 FAX: (031) 213-5433
UL Korea, Ltd. Confidential
This report shall not be reproduced except in full, without the written approval of UL Korea, Ltd.

LTE
Band 66
5MHz
QPSK

UL Verification Services, Inc.
High Frequency Substitution Measurement

Company: Samsung
Project #: 4789651209
Date: 2020-11-02
Test Engineer: 20881
Configuration: EUT, Z-Position
Location: Chamber 2
Mode: LTE_QPSK Band 66 Fundamentals, 5MHz Bandwidth

Test Equipment:
Receiving: Horn 3117[00168724], and Chamber 2 SMA Cables
Substitution: Horn 3115[00161451], 8.5m SMA-type Cable

f MHz	SG reading (dBm)	Ant. Pol. (H/V)	Cable Loss (dB)	Antenna Gain (dBi)	EIRP (dBm)	Limit (dBm)	Delta (dB)	Notes
Low Ch								
1712.50	14.30	V	4.4	9.6	19.52	30.0	-10.5	
1712.50	17.14	H	4.4	9.6	22.36	30.0	-7.6	
Mid Ch								
1745.00	15.10	V	4.4	9.7	20.38	30.0	-9.6	
1745.00	18.29	H	4.4	9.7	23.57	30.0	-6.4	
High Ch								
1777.50	14.16	V	4.4	9.7	19.43	30.0	-10.6	
1777.50	17.41	H	4.4	9.7	22.67	30.0	-7.3	

LTE
Band 66
5MHz
16QAM

UL Verification Services, Inc.
High Frequency Substitution Measurement

Company: Samsung
Project #: 4789651209
Date: 2020-11-02
Test Engineer: 20881
Configuration: EUT, Z-Position
Location: Chamber 2
Mode: LTE_16QAM Band 66 Fundamentals, 5MHz Bandwidth

Test Equipment:
Receiving: Horn 3117[00168724], and Chamber 2 SMA Cables
Substitution: Horn 3115[00161451], 8.5m SMA-type Cable

f MHz	SG reading (dBm)	Ant. Pol. (H/V)	Cable Loss (dB)	Antenna Gain (dBi)	EIRP (dBm)	Limit (dBm)	Delta (dB)	Notes
Low Ch								
1712.50	13.09	V	4.4	9.6	18.31	30.0	-11.7	
1712.50	15.95	H	4.4	9.6	21.17	30.0	-8.8	
Mid Ch								
1745.00	14.01	V	4.4	9.7	19.29	30.0	-10.7	
1745.00	17.00	H	4.4	9.7	22.28	30.0	-7.7	
High Ch								
1777.50	12.97	V	4.4	9.7	18.24	30.0	-11.8	
1777.50	16.44	H	4.4	9.7	21.70	30.0	-8.3	

UL Korea, Ltd. Suwon Laboratory FORM ID: FCC_22/24/27(04)
218 Maeyeong-ro, Yeongtong-gu, Suwon-si, Gyeonggi-do, 16675, Korea TEL: (031) 337-9902 FAX: (031) 213-5433
UL Korea, Ltd. Confidential
This report shall not be reproduced except in full, without the written approval of UL Korea, Ltd.

LTE

Band 66

3MHz

QPSK

UL Verification Services, Inc.
High Frequency Substitution Measurement

Company: Samsung
Project #: 4789651209
Date: 2020-11-03
Test Engineer: 22943
Configuration: EUT, Z-Position
Location: Chamber 2
Mode: LTE_QPSK Band 66 Fundamentals, 3MHz Bandwidth

Test Equpment:
Receiving: Horn 3117[00168724], and Chamber 2 SMA Cables
Substitution: Horn 3115[00161451], 8.5m SMA-type Cable

f MHz	SG reading (dBm)	Ant. Pol. (H/V)	Cable Loss (dB)	Antenna Gain (dBi)	EIRP (dBm)	Limit (dBm)	Delta (dB)	Notes
Low Ch								
1711.50	13.96	V	4.4	9.6	19.17	30.0	-10.8	
1711.50	16.94	H	4.4	9.6	22.16	30.0	-7.8	
Mid Ch								
1745.00	14.69	V	4.4	9.7	19.97	30.0	-10.0	
1745.00	17.81	H	4.4	9.7	23.09	30.0	-6.9	
High Ch								
1778.50	14.43	V	4.4	9.7	19.69	30.0	-10.3	
1778.50	17.69	H	4.4	9.7	22.95	30.0	-7.0	

LTE

Band 66

3MHz

16QAM

UL Verification Services, Inc.
High Frequency Substitution Measurement

Company: Samsung
Project #: 4789651209
Date: 2020-11-03
Test Engineer: 22943
Configuration: EUT, Z-Position
Location: Chamber 2
Mode: LTE_16QAM Band 66 Fundamentals, 3MHz Bandwidth

Test Equpment:
Receiving: Horn 3117[00168724], and Chamber 2 SMA Cables
Substitution: Horn 3115[00161451], 8.5m SMA-type Cable

f MHz	SG reading (dBm)	Ant. Pol. (H/V)	Cable Loss (dB)	Antenna Gain (dBi)	EIRP (dBm)	Limit (dBm)	Delta (dB)	Notes
Low Ch								
1711.50	12.60	V	4.4	9.6	17.81	30.0	-12.2	
1711.50	15.48	H	4.4	9.6	20.70	30.0	-9.3	
Mid Ch								
1745.00	13.55	V	4.4	9.7	18.83	30.0	-11.2	
1745.00	16.60	H	4.4	9.7	21.88	30.0	-8.1	
High Ch								
1778.50	13.45	V	4.4	9.7	18.71	30.0	-11.3	
1778.50	16.39	H	4.4	9.7	21.65	30.0	-8.3	

UL Korea, Ltd. Suwon Laboratory FORM ID: FCC_22/24/27(04)
218 Maeyeong-ro, Yeongtong-gu, Suwon-si, Gyeonggi-do, 16675, Korea TEL: (031) 337-9902 FAX: (031) 213-5433
UL Korea, Ltd. Confidential
This report shall not be reproduced except in full, without the written approval of UL Korea, Ltd.

LTE
Band 66
1.4MHz
QPSK

UL Verification Services, Inc.
High Frequency Substitution Measurement

Company: Samsung
Project #: 4789651209
Date: 2020-11-03
Test Engineer: 22943
Configuration: EUT, Z-Position
Location: Chamber 2
Mode: LTE_QPSK Band 66 Fundamentals, 1.4MHz Bandwidth

Test Equipment:
Receiving: Horn 3117[00168724], and Chamber 2 SMA Cables
Substitution: Horn 3115[00161451], 8.5m SMA-type Cable

f MHz	SG reading (dBm)	Ant. Pol. (H/V)	Cable Loss (dB)	Antenna Gain (dBi)	EIRP (dBm)	Limit (dBm)	Delta (dB)	Notes
Low Ch								
1710.70	13.89	V	4.4	9.6	19.10	30.0	-10.9	
1710.70	16.83	H	4.4	9.6	22.05	30.0	-8.0	
Mid Ch								
1745.00	15.30	V	4.4	9.7	20.58	30.0	-9.4	
1745.00	18.41	H	4.4	9.7	23.69	30.0	-6.3	
High Ch								
1779.30	14.73	V	4.4	9.7	19.99	30.0	-10.0	
1779.30	17.92	H	4.4	9.7	23.19	30.0	-6.8	

LTE
Band 66
1.4MHz
16QAM

UL Verification Services, Inc.
High Frequency Substitution Measurement

Company: Samsung
Project #: 4789651209
Date: 2020-11-03
Test Engineer: 22943
Configuration: EUT, Z-Position
Location: Chamber 2
Mode: LTE_16QAM Band 66 Fundamentals, 1.4MHz Bandwidth

Test Equipment:
Receiving: Horn 3117[00168724], and Chamber 2 SMA Cables
Substitution: Horn 3115[00161451], 8.5m SMA-type Cable

f MHz	SG reading (dBm)	Ant. Pol. (H/V)	Cable Loss (dB)	Antenna Gain (dBi)	EIRP (dBm)	Limit (dBm)	Delta (dB)	Notes
Low Ch								
1710.70	12.34	V	4.4	9.6	17.55	30.0	-12.4	
1710.70	16.35	H	4.4	9.6	21.57	30.0	-8.4	
Mid Ch								
1745.00	13.77	V	4.4	9.7	19.05	30.0	-11.0	
1745.00	16.82	H	4.4	9.7	22.10	30.0	-7.9	
High Ch								
1779.30	13.61	V	4.4	9.7	18.87	30.0	-11.1	
1779.30	16.55	H	4.4	9.7	21.82	30.0	-8.2	

UL Korea, Ltd. Suwon Laboratory FORM ID: FCC_22/24/27(04)
218 Maeyeong-ro, Yeongtong-gu, Suwon-si, Gyeonggi-do, 16675, Korea TEL: (031) 337-9902 FAX: (031) 213-5433
UL Korea, Ltd. Confidential
This report shall not be reproduced except in full, without the written approval of UL Korea, Ltd.

NR Band n5

NR Band n5 20MHz QPSK

UL Verification Services, Inc.
High Frequency Substitution Measurement

Company: Samsung
Project #: 4789651209
Date: 2020-11-10
Test Engineer: 20881
Configuration: EUT, Z-Position
Location: Chamber 1
Mode: LTE_QPSK NR n5 Fundamentals, 20MHz Bandwidth

Test Equpment:
Receiving: VULB9163-750, and Chamber 1 SMA Cables
Substitution: Dipole 3121_DB4, 8.5m SMA-type Cable

f MHz	SG reading (dBm)	Ant. Pol. (H/V)	Cable Loss (dB)	Antenna Gain (dBd)	ERP (dBm)	Limit (dBm)	Delta (dB)	Notes
Low Ch								
834.00	22.73	V	3.1	-0.9	18.76	38.5	-19.7	
834.00	8.92	H	3.1	-0.9	4.95	38.5	-33.6	
Mid Ch								
836.50	23.17	V	3.1	-0.9	19.20	38.5	-19.3	
836.50	9.14	H	3.1	-0.9	5.17	38.5	-33.3	
High Ch								
839.00	22.77	V	3.1	-0.9	18.81	38.5	-19.7	
839.00	10.37	H	3.1	-0.9	6.41	38.5	-32.1	

NR Band n5 20MHz 16QAM

UL Verification Services, Inc.
High Frequency Substitution Measurement

Company: Samsung
Project #: 4789651209
Date: 2020-11-10
Test Engineer: 20881
Configuration: EUT, Z-Position
Location: Chamber 1
Mode: LTE_16QAM NR n5 Fundamentals, 20MHz Bandwidth

Test Equpment:
Receiving: VULB9163-750, and Chamber 1 SMA Cables
Substitution: Dipole 3121_DB4, 8.5m SMA-type Cable

f MHz	SG reading (dBm)	Ant. Pol. (H/V)	Cable Loss (dB)	Antenna Gain (dBd)	ERP (dBm)	Limit (dBm)	Delta (dB)	Notes
Low Ch								
834.00	22.32	V	3.1	-0.9	18.35	38.5	-20.2	
834.00	8.33	H	3.1	-0.9	4.36	38.5	-34.1	
Mid Ch								
836.50	22.23	V	3.1	-0.9	18.26	38.5	-20.2	
836.50	8.71	H	3.1	-0.9	4.74	38.5	-33.8	
High Ch								
839.00	21.99	V	3.1	-0.9	18.03	38.5	-20.5	
839.00	10.18	H	3.1	-0.9	6.22	38.5	-32.3	

UL Korea, Ltd. Suwon Laboratory FORM ID: FCC_22/24/27(04)
218 Maeyeong-ro, Yeongtong-gu, Suwon-si, Gyeonggi-do, 16675, Korea TEL: (031) 337-9902 FAX: (031) 213-5433
UL Korea, Ltd. Confidential
This report shall not be reproduced except in full, without the written approval of UL Korea, Ltd.

NR Band n5 15MHz QPSK

UL Verification Services, Inc.
High Frequency Substitution Measurement

Company: Samsung
Project #: 4789651209
Date: 2020-11-10
Test Engineer: 20881
Configuration: EUT, Z-Position
Location: Chamber 1
Mode: LTE_QPSK NR n5 Fundamentals, 15MHz Bandwidth

Test Equpment:
Receiving: VULB9163-750, and Chamber 1 SMA Cables
Substitution: Dipole 3121_DB4, 8.5m SMA-type Cable

f MHz	SG reading (dBm)	Ant. Pol. (H/V)	Cable Loss (dB)	Antenna Gain (dBd)	ERP (dBm)	Limit (dBm)	Delta (dB)	Notes
Low Ch								
831.50	22.91	V	3.1	-0.9	18.93	38.5	-19.6	
831.50	8.78	H	3.1	-0.9	4.80	38.5	-33.7	
Mid Ch								
836.50	22.57	V	3.1	-0.9	18.60	38.5	-19.9	
836.50	10.24	H	3.1	-0.9	6.27	38.5	-32.2	
High Ch								
841.50	22.51	V	3.1	-0.9	18.55	38.5	-19.9	
841.50	10.70	H	3.1	-0.9	6.74	38.5	-31.8	

NR Band n5 15MHz 16QAM

UL Verification Services, Inc.
High Frequency Substitution Measurement

Company: Samsung
Project #: 4789651209
Date: 2020-11-10
Test Engineer: 20881
Configuration: EUT, Z-Position
Location: Chamber 1
Mode: LTE_16QAM NR n5 Fundamentals, 15MHz Bandwidth

Test Equpment:
Receiving: VULB9163-750, and Chamber 1 SMA Cables
Substitution: Dipole 3121_DB4, 8.5m SMA-type Cable

f MHz	SG reading (dBm)	Ant. Pol. (H/V)	Cable Loss (dB)	Antenna Gain (dBd)	ERP (dBm)	Limit (dBm)	Delta (dB)	Notes
Low Ch								
831.50	22.17	V	3.1	-0.9	18.19	38.5	-20.3	
831.50	8.15	H	3.1	-0.9	4.17	38.5	-34.3	
Mid Ch								
836.50	22.42	V	3.1	-0.9	18.45	38.5	-20.0	
836.50	9.41	H	3.1	-0.9	5.44	38.5	-33.1	
High Ch								
841.50	22.27	V	3.1	-0.9	18.31	38.5	-20.2	
841.50	10.26	H	3.1	-0.9	6.30	38.5	-32.2	

UL Korea, Ltd. Suwon Laboratory FORM ID: FCC_22/24/27(04)
218 Maeyeong-ro, Yeongtong-gu, Suwon-si, Gyeonggi-do, 16675, Korea TEL: (031) 337-9902 FAX: (031) 213-5433
UL Korea, Ltd. Confidential
This report shall not be reproduced except in full, without the written approval of UL Korea, Ltd.

NR Band n5 10MHz QPSK

UL Verification Services, Inc.
High Frequency Substitution Measurement

Company: Samsung
Project #: 4789651209
Date: 2020-11-10
Test Engineer: 20881
Configuration: EUT, Z-Position
Location: Chamber 1
Mode: LTE_QPSK NR n5 Fundamentals, 10MHz Bandwidth

Test Equpment:
Receiving: VULB9163-750, and Chamber 1 SMA Cables
Substitution: Dipole 3121_DB4, 8.5m SMA-type Cable

f MHz	SG reading (dBm)	Ant. Pol. (H/V)	Cable Loss (dB)	Antenna Gain (dBd)	ERP (dBm)	Limit (dBm)	Delta (dB)	Notes
Low Ch								
829.00	22.12	V	3.1	-0.9	18.14	38.5	-20.4	
829.00	8.63	H	3.1	-0.9	4.64	38.5	-33.9	
Mid Ch								
836.50	22.66	V	3.1	-0.9	18.69	38.5	-19.8	
836.50	10.54	H	3.1	-0.9	6.57	38.5	-31.9	
High Ch								
844.00	22.79	V	3.1	-0.9	18.84	38.5	-19.7	
844.00	9.28	H	3.1	-0.9	5.33	38.5	-33.2	

NR Band n5 10MHz 16QAM

UL Verification Services, Inc.
High Frequency Substitution Measurement

Company: Samsung
Project #: 4789651209
Date: 2020-11-10
Test Engineer: 20881
Configuration: EUT, Z-Position
Location: Chamber 1
Mode: LTE_16QAM NR n5 Fundamentals, 10MHz Bandwidth

Test Equpment:
Receiving: VULB9163-750, and Chamber 1 SMA Cables
Substitution: Dipole 3121_DB4, 8.5m SMA-type Cable

f MHz	SG reading (dBm)	Ant. Pol. (H/V)	Cable Loss (dB)	Antenna Gain (dBd)	ERP (dBm)	Limit (dBm)	Delta (dB)	Notes
Low Ch								
829.00	21.29	V	3.1	-0.9	17.31	38.5	-21.2	
829.00	8.25	H	3.1	-0.9	4.26	38.5	-34.2	
Mid Ch								
836.50	22.42	V	3.1	-0.9	18.45	38.5	-20.0	
836.50	9.87	H	3.1	-0.9	5.90	38.5	-32.6	
High Ch								
844.00	22.01	V	3.1	-0.9	18.06	38.5	-20.4	
844.00	8.45	H	3.1	-0.9	4.50	38.5	-34.0	

UL Korea, Ltd. Confidential
This report shall not be reproduced except in full, without the written approval of UL Korea, Ltd.

NR Band n5 5MHz QPSK

UL Verification Services, Inc.
High Frequency Substitution Measurement

Company: Samsung
Project #: 4789651209
Date: 2020-11-10
Test Engineer: 20881
Configuration: EUT, Z-Position
Location: Chamber 1
Mode: LTE_QPSK NR n5 Fundamentals, 5MHz Bandwidth

Test Equpment:
Receiving: VULB9163-750, and Chamber 1 SMA Cables
Substitution: Dipole 3121_DB4, 8.5m SMA-type Cable

f MHz	SG reading (dBm)	Ant. Pol. (H/V)	Cable Loss (dB)	Antenna Gain (dBd)	ERP (dBm)	Limit (dBm)	Delta (dB)	Notes
Low Ch								
826.50	20.71	V	3.0	-0.9	16.72	38.5	-21.8	
826.50	8.70	H	3.0	-0.9	4.70	38.5	-33.8	
Mid Ch								
836.50	22.74	V	3.1	-0.9	18.77	38.5	-19.7	
836.50	10.38	H	3.1	-0.9	6.41	38.5	-32.1	
High Ch								
846.50	22.17	V	3.1	-0.9	18.23	38.5	-20.3	
846.50	9.47	H	3.1	-0.9	5.52	38.5	-33.0	

NR Band n5 5MHz 16QAM

UL Verification Services, Inc.
High Frequency Substitution Measurement

Company: Samsung
Project #: 4789651209
Date: 2020-11-10
Test Engineer: 20881
Configuration: EUT, Z-Position
Location: Chamber 1
Mode: LTE_16QAM NR n5 Fundamentals, 5MHz Bandwidth

Test Equpment:
Receiving: VULB9163-750, and Chamber 1 SMA Cables
Substitution: Dipole 3121_DB4, 8.5m SMA-type Cable

f MHz	SG reading (dBm)	Ant. Pol. (H/V)	Cable Loss (dB)	Antenna Gain (dBd)	ERP (dBm)	Limit (dBm)	Delta (dB)	Notes
Low Ch								
826.50	19.82	V	3.0	-0.9	15.83	38.5	-22.7	
826.50	8.17	H	3.0	-0.9	4.17	38.5	-34.3	
Mid Ch								
836.50	20.67	V	3.1	-0.9	16.70	38.5	-21.8	
836.50	9.64	H	3.1	-0.9	5.67	38.5	-32.8	
High Ch								
846.50	21.85	V	3.1	-0.9	17.91	38.5	-20.6	
846.50	9.16	H	3.1	-0.9	5.21	38.5	-33.3	

UL Korea, Ltd. Suwon Laboratory FORM ID: FCC_22/24/27(04)
218 Maeyeong-ro, Yeongtong-gu, Suwon-si, Gyeonggi-do, 16675, Korea TEL: (031) 337-9902 FAX: (031) 213-5433
UL Korea, Ltd. Confidential
This report shall not be reproduced except in full, without the written approval of UL Korea, Ltd.

NR Band n66

NR Band n66 20MHz QPSK

UL Verification Services, Inc.
High Frequency Substitution Measurement

Company: Samsung
Project #: 4789651209
Date: 2020-11-11
Test Engineer: 20881
Configuration: EUT, Y-Position
Location: Chamber 1
Mode: LTE_QPSK NR n66 Fundamentals, 20MHz Bandwidth

Test Equipment:
Receiving: Horn 3117[00168717], and Chamber 1 SMA Cables
Substitution: Horn 3115[00167211], 8.5m SMA-type Cable

f MHz	SG reading (dBm)	Ant. Pol. (H/V)	Cable Loss (dB)	Antenna Gain (dBi)	EIRP (dBm)	Limit (dBm)	Delta (dB)	Notes
Low Ch								
1720.00	16.12	V	4.4	9.6	21.35	30.0	-8.7	
1720.00	4.68	H	4.4	9.6	9.90	30.0	-20.1	
Mid Ch								
1745.00	17.25	V	4.4	9.7	22.52	30.0	-7.5	
1745.00	3.34	H	4.4	9.7	8.61	30.0	-21.4	
High Ch								
1770.00	16.40	V	4.4	9.7	21.67	30.0	-8.3	
1770.00	9.66	H	4.4	9.7	14.93	30.0	-15.1	

NR Band n66 20MHz 16QAM

UL Verification Services, Inc.
High Frequency Substitution Measurement

Company: Samsung
Project #: 4789651209
Date: 2020-11-11
Test Engineer: 20881
Configuration: EUT, Y-Position
Location: Chamber 1
Mode: LTE_16QAM NR n66 Fundamentals, 20MHz Bandwidth

Test Equipment:
Receiving: Horn 3117[00168717], and Chamber 1 SMA Cables
Substitution: Horn 3115[00167211], 8.5m SMA-type Cable

f MHz	SG reading (dBm)	Ant. Pol. (H/V)	Cable Loss (dB)	Antenna Gain (dBi)	EIRP (dBm)	Limit (dBm)	Delta (dB)	Notes
Low Ch								
1720.00	15.60	V	4.4	9.6	20.83	30.0	-9.2	
1720.00	4.14	H	4.4	9.6	9.36	30.0	-20.6	
Mid Ch								
1745.00	16.55	V	4.4	9.7	21.82	30.0	-8.2	
1745.00	3.12	H	4.4	9.7	8.39	30.0	-21.6	
High Ch								
1770.00	16.12	V	4.4	9.7	21.39	30.0	-8.6	
1770.00	9.13	H	4.4	9.7	14.40	30.0	-15.6	

UL Korea, Ltd. Confidential
This report shall not be reproduced except in full, without the written approval of UL Korea, Ltd.

NR

Band n66

15MHz

QPSK

UL Verification Services, Inc.
High Frequency Substitution Measurement

Company: Samsung
Project #: 4789651209
Date: 2020-11-11
Test Engineer: 20881
Configuration: EUT, Y-Position
Location: Chamber 1
Mode: LTE_QPSK NR n66 Fundamentals, 15MHz Bandwidth

Test Equpment:
Receiving: Horn 3117[00168717], and Chamber 1 SMA Cables
Substitution: Horn 3115[00167211], 8.5m SMA-type Cable

f MHz	SG reading (dBm)	Ant. Pol. (H/V)	Cable Loss (dB)	Antenna Gain (dBi)	EIRP (dBm)	Limit (dBm)	Delta (dB)	Notes
Low Ch								
1717.50	15.98	V	4.4	9.6	21.20	30.0	-8.8	
1717.50	3.52	H	4.4	9.6	8.75	30.0	-21.3	
Mid Ch								
1745.00	17.12	V	4.4	9.7	22.39	30.0	-7.6	
1745.00	3.37	H	4.4	9.7	8.64	30.0	-21.4	
High Ch								
1772.50	16.58	V	4.4	9.7	21.85	30.0	-8.2	
1772.50	9.84	H	4.4	9.7	15.10	30.0	-14.9	

NR

Band n66

15MHz

16QAM

UL Verification Services, Inc.
High Frequency Substitution Measurement

Company: Samsung
Project #: 4789651209
Date: 2020-11-11
Test Engineer: 20881
Configuration: EUT, Y-Position
Location: Chamber 1
Mode: LTE_16QAM NR n66 Fundamentals, 15MHz Bandwidth

Test Equpment:
Receiving: Horn 3117[00168717], and Chamber 1 SMA Cables
Substitution: Horn 3115[00167211], 8.5m SMA-type Cable

f MHz	SG reading (dBm)	Ant. Pol. (H/V)	Cable Loss (dB)	Antenna Gain (dBi)	EIRP (dBm)	Limit (dBm)	Delta (dB)	Notes
Low Ch								
1717.50	15.20	V	4.4	9.6	20.42	30.0	-9.6	
1717.50	2.78	H	4.4	9.6	8.01	30.0	-22.0	
Mid Ch								
1745.00	16.81	V	4.4	9.7	22.08	30.0	-7.9	
1745.00	3.23	H	4.4	9.7	8.50	30.0	-21.5	
High Ch								
1772.50	15.91	V	4.4	9.7	21.18	30.0	-8.8	
1772.50	9.64	H	4.4	9.7	14.90	30.0	-15.1	

UL Korea, Ltd. Suwon Laboratory FORM ID: FCC_22/24/27(04)
218 Maeyeong-ro, Yeongtong-gu, Suwon-si, Gyeonggi-do, 16675, Korea TEL: (031) 337-9902 FAX: (031) 213-5433
UL Korea, Ltd. Confidential
This report shall not be reproduced except in full, without the written approval of UL Korea, Ltd.

NR
Band n66
10MHz
QPSK

UL Verification Services, Inc.
High Frequency Substitution Measurement

Company: Samsung
Project #: 4789651209
Date: 2020-11-11
Test Engineer: 20881
Configuration: EUT, Y-Position
Location: Chamber 1
Mode: LTE_QPSK NR n66 Fundamentals, 10MHz Bandwidth

Test Equpment:
Receiving: Horn 3117[00168717], and Chamber 1 SMA Cables
Substitution: Horn 3115[00167211], 8.5m SMA-type Cable

f MHz	SG reading (dBm)	Ant. Pol. (H/V)	Cable Loss (dB)	Antenna Gain (dBi)	EIRP (dBm)	Limit (dBm)	Delta (dB)	Notes
Low Ch								
1715.00	16.59	V	4.4	9.6	21.81	30.0	-8.2	
1715.00	3.38	H	4.4	9.6	8.60	30.0	-21.4	
Mid Ch								
1745.00	17.12	V	4.4	9.7	22.39	30.0	-7.6	
1745.00	3.78	H	4.4	9.7	9.05	30.0	-20.9	
High Ch								
1775.00	16.47	V	4.4	9.7	21.74	30.0	-8.3	
1775.00	9.86	H	4.4	9.7	15.12	30.0	-14.9	

NR
Band n66
10MHz
16QAM

UL Verification Services, Inc.
High Frequency Substitution Measurement

Company: Samsung
Project #: 4789651209
Date: 2020-11-11
Test Engineer: 20881
Configuration: EUT, Y-Position
Location: Chamber 1
Mode: LTE_16QAM NR n66 Fundamentals, 10MHz Bandwidth

Test Equpment:
Receiving: Horn 3117[00168717], and Chamber 1 SMA Cables
Substitution: Horn 3115[00167211], 8.5m SMA-type Cable

f MHz	SG reading (dBm)	Ant. Pol. (H/V)	Cable Loss (dB)	Antenna Gain (dBi)	EIRP (dBm)	Limit (dBm)	Delta (dB)	Notes
Low Ch								
1715.00	16.03	V	4.4	9.6	21.25	30.0	-8.8	
1715.00	3.16	H	4.4	9.6	8.38	30.0	-21.6	
Mid Ch								
1745.00	16.39	V	4.4	9.7	21.66	30.0	-8.3	
1745.00	3.01	H	4.4	9.7	8.28	30.0	-21.7	
High Ch								
1775.00	15.77	V	4.4	9.7	21.04	30.0	-9.0	
1775.00	8.93	H	4.4	9.7	14.19	30.0	-15.8	

UL Korea, Ltd. Suwon Laboratory FORM ID: FCC_22/24/27(04)
218 Maeyeong-ro, Yeongtong-gu, Suwon-si, Gyeonggi-do, 16675, Korea TEL: (031) 337-9902 FAX: (031) 213-5433
UL Korea, Ltd. Confidential
This report shall not be reproduced except in full, without the written approval of UL Korea, Ltd.

NR
Band n66
5MHz
QPSK

UL Verification Services, Inc.
High Frequency Substitution Measurement

Company: Samsung
Project #: 4789651209
Date: 2020-11-11
Test Engineer: 20881
Configuration: EUT, Y-Position
Location: Chamber 1
Mode: LTE_QPSK NR n66 Fundamentals, 5MHz Bandwidth

Test Equpment:
Receiving: Horn 3117[00168717], and Chamber 1 SMA Cables
Substitution: Horn 3115[00167211], 8.5m SMA-type Cable

f MHz	SG reading (dBm)	Ant. Pol. (H/V)	Cable Loss (dB)	Antenna Gain (dBi)	EIRP (dBm)	Limit (dBm)	Delta (dB)	Notes
Low Ch								
1712.50	15.83	V	4.4	9.6	21.04	30.0	-9.0	
1712.50	2.90	H	4.4	9.6	8.11	30.0	-21.9	
Mid Ch								
1745.00	17.43	V	4.4	9.7	22.70	30.0	-7.3	
1745.00	4.16	H	4.4	9.7	9.43	30.0	-20.6	
High Ch								
1777.50	16.89	V	4.4	9.7	22.15	30.0	-7.8	
1777.50	5.82	H	4.4	9.7	11.08	30.0	-18.9	

NR
Band n66
5MHz
16QAM

UL Verification Services, Inc.
High Frequency Substitution Measurement

Company: Samsung
Project #: 4789651209
Date: 2020-11-11
Test Engineer: 20881
Configuration: EUT, Y-Position
Location: Chamber 1
Mode: LTE_16QAM NR n66 Fundamentals, 5MHz Bandwidth

Test Equpment:
Receiving: Horn 3117[00168717], and Chamber 1 SMA Cables
Substitution: Horn 3115[00167211], 8.5m SMA-type Cable

f MHz	SG reading (dBm)	Ant. Pol. (H/V)	Cable Loss (dB)	Antenna Gain (dBi)	EIRP (dBm)	Limit (dBm)	Delta (dB)	Notes
Low Ch								
1712.50	15.51	V	4.4	9.6	20.72	30.0	-9.3	
1712.50	2.59	H	4.4	9.6	7.80	30.0	-22.2	
Mid Ch								
1745.00	16.32	V	4.4	9.7	21.59	30.0	-8.4	
1745.00	3.52	H	4.4	9.7	8.79	30.0	-21.2	
High Ch								
1777.50	16.13	V	4.4	9.7	21.39	30.0	-8.6	
1777.50	5.34	H	4.4	9.7	10.60	30.0	-19.4	

UL Korea, Ltd. Suwon Laboratory FORM ID: FCC_22/24/27(04)
218 Maeyeong-ro, Yeongtong-gu, Suwon-si, Gyeonggi-do, 16675, Korea TEL: (031) 337-9902 FAX: (031) 213-5433
UL Korea, Ltd. Confidential
This report shall not be reproduced except in full, without the written approval of UL Korea, Ltd.

9.6. FIELD STRENGTH OF SPURIOUS RADIATION

RULE PART(S)

FCC: §2.1053, §22.917, §24.238, §27. 53 and §90.691

LIMIT

Part 22.917(a) & Part 24.238(a) & Part 27.53(h) The power of any emission outside of the authorized operating frequency ranges must be attenuated below the transmitting power (P) by a factor of at least 43 + 10 log (P) dB.

Part 27.53:
(c)(2) On any frequency outside the 776-788 MHz band, the power of any emission shall be attenuated outside the band below the transmitter power (P) by at least 43 + 10 log (P) dB.

(f) For operations in the 746-758 MHz, 775-788 MHz, and 805-806 MHz bands, emissions in the band 1559-1610 MHz shall be limited to −70 dBW/MHz equivalent isotropically radiated power (EIRP) for wideband signals, and −80 dBW EIRP for discrete emissions of less than 700 Hz bandwidth.

(g) For operations in the 600 MHz band and the 698-746 MHz band, the power of any emission outside a licensee's frequency band(s) of operation shall be attenuated below the transmitter power (P) within the licensed band(s) of operation, measured in watts, by at least 43 + 10 log (P) dB.

(h) The power of any emission outside a licensee's frequency block shall be attenuated below the transmitter power (P) in watts by at least 43 + 10 $\log_{10}$ (P) dB.

(m) (4) For mobile digital stations, the attenuation factor shall be not less than 40 + 10 log (P) dB on all frequencies between the channel edge and 5 megahertz from the channel edge, 43 + 10 log (P) dB on all frequencies between 5 megahertz and X megahertz from the channel edge, and 55 + 10 log (P) dB on all frequencies more than X megahertz from the channel edge, where X is the greater of 6 megahertz or the actual emission bandwidth as defined in paragraph (m)(6) of this section. In addition, the attenuation factor shall not be less that 43 + 10 log (P) dB on all frequencies between 2490.5 MHz and 2496 MHz and 55 + 10 log (P) dB at or below 2490.5 MHz. Mobile Satellite Service licensees operating on frequencies below 2495 MHz may also submit a documented interference complaint against BRS licensees operating on channel BRS Channel 1 on the same terms and conditions as adjacent channel BRS or EBS licensees.

Part 90.691(a):

(1) For any frequency removed from the EA licensee's frequency block by up to and including 37.5 kHz, the power of any emission shall be attenuated below the transmitter power (P) in watts by at least 116 Log10(f/6.1) decibels or 50 + 10 Log10(P) decibels or 80 decibels, whichever is the lesser attenuation, where f is the frequency removed from the center of the outer channel in the block in kilohertz and where f is greater than 12.5 kHz.

(2) For any frequency removed from the EA licensee's frequency block greater than 37.5 kHz, the power of any emission shall be attenuated below the transmitter power (P) in watts by at least 43 + 10Log_{10}(P) decibels or 80 decibels, whichever is the lesser attenuation, where f is the frequency removed from the center of the outer channel in the block in kilohertz and where f is greater than 37.5 kHz.(NOTE : Use 100kHz reference bandwidth)

(b) When an emission outside of the authorized bandwidth causes harmful interference, the Commission may, at its discretion, require greater attenuation than specified in this section.

UL Korea, Ltd. Suwon Laboratory FORM ID: FCC_22/24/27(04)
218 Maeyeong-ro, Yeongtong-gu, Suwon-si, Gyeonggi-do, 16675, Korea TEL: (031) 337-9902 FAX: (031) 213-5433
UL Korea, Ltd. Confidential
This report shall not be reproduced except in full, without the written approval of UL Korea, Ltd.

TEST PROCEDURE

ANSI / TIA / EIA 603 E Clause 2.2.12; ESU40 setting reference to 971168 D01 v03r01
For peak power measurement with a ESU40:
a) Set the RBW = 100 kHz for emission below 1GHz and 1MHz for emissions above 1GHz
b) Set VBW ≥ 3 × RBW;
c) Set span ≥ 1.5 times the OBW;
d) Sweep time = auto couple;
e) Detector = rms;
f) Ensure that the number of measurement points ≥ span/RBW;
g) Trace mode = average(WCDMA, LTE, 5G NR), Max hold(GSM, LTE Band41);;

Note

5G NR: All Waveforms (CP-OFDM vs DFT-s OFDM) were investigated to determine the worst case configuration. All modes of operation were investigated and the worst case configuration results are reported in this section.

RESULTS

See the following pages.
NOTE : Please refer to section 5.4 for bandwidth and RB setting about LTE / 5G NR bands.

UL Korea, Ltd. Suwon Laboratory FORM ID: FCC_22/24/27(04)
218 Maeyeong-ro, Yeongtong-gu, Suwon-si, Gyeonggi-do, 16675, Korea TEL: (031) 337-9902 FAX: (031) 213-5433
UL Korea, Ltd. Confidential
This report shall not be reproduced except in full, without the written approval of UL Korea, Ltd.

9.6.1. SPURIOUS RADIATION PLOTS

GSM850

GSM850

GPRS

UL Verification Services, Inc.
Above 1GHz High Frequency Substitution Measurement

Company: Samsung
Project #: 4789651209
Date: 2020-10-15
Test Engineer: 20881
Configuration: EUT / AC Adapter, Y-Posigion
Location: Chamber 1
Mode: GPRS 850 MHz Harmonics

f MHz	SG reading (dBm)	Ant. Pol. (H/V)	Distance (m)	Preamp (dB)	Filter (dB)	EIRP (dBm)	Limit (dBm)	Delta (dB)	Notes
Low Ch, 824.2MHz									
1648.40	11.1	V	3.0	45.3	1.0	-33.2	-13.0	-20.2	
2472.60	1.2	V	3.0	45.1	1.0	-42.9	-13.0	-29.9	
3296.80	-9.1	V	3.0	45.3	1.0	-53.4	-13.0	-40.4	
1648.40	3.2	H	3.0	45.3	1.0	-41.0	-13.0	-28.0	
2472.60	2.1	H	3.0	45.1	1.0	-42.0	-13.0	-29.0	
3296.80	-9.1	H	3.0	45.3	1.0	-53.4	-13.0	-40.4	
Mid Ch, 836.6MHz									
1673.20	12.1	V	3.0	45.3	1.0	-32.1	-13.0	-19.1	
2509.80	2.6	V	3.0	45.1	1.0	-41.5	-13.0	-28.5	
3346.40	-8.7	V	3.0	45.3	1.0	-53.0	-13.0	-40.0	
1673.20	0.5	H	3.0	45.3	1.0	-43.7	-13.0	-30.7	
2509.80	3.3	H	3.0	45.1	1.0	-40.8	-13.0	-27.8	
3346.40	-8.5	H	3.0	45.3	1.0	-52.8	-13.0	-39.8	
High Ch, 848.8MHz									
1697.60	4.7	V	3.0	45.2	1.0	-39.5	-13.0	-26.5	
2546.40	1.1	V	3.0	45.1	1.0	-43.0	-13.0	-30.0	
3395.20	-8.5	V	3.0	45.3	1.0	-52.8	-13.0	-39.8	
1697.60	-1.5	H	3.0	45.2	1.0	-45.7	-13.0	-32.7	
2546.40	1.0	H	3.0	45.1	1.0	-43.1	-13.0	-30.1	
3395.20	-8.4	H	3.0	45.3	1.0	-52.7	-13.0	-39.7	

GSM850

EGPRS

UL Verification Services, Inc.
Above 1GHz High Frequency Substitution Measurement

Company: Samsung
Project #: 4789651209
Date: 2020-10-15
Test Engineer: 20881
Configuration: EUT / AC Adapter, Y-Position
Location: Chamber 1
Mode: EGPRS 850 MHz Harmonics

f MHz	SG reading (dBm)	Ant. Pol. (H/V)	Distance (m)	Preamp (dB)	Filter (dB)	EIRP (dBm)	Limit (dBm)	Delta (dB)	Notes
Low Ch, 824.2MHz									
1648.40	-1.0	V	3.0	45.3	1.0	-45.3	-13.0	-32.3	
2472.60	-10.0	V	3.0	45.1	1.0	-54.1	-13.0	-41.1	
3296.80	-9.1	V	3.0	45.3	1.0	-53.4	-13.0	-40.4	
1648.40	-8.0	H	3.0	45.3	1.0	-52.3	-13.0	-39.3	
2472.60	-10.4	H	3.0	45.1	1.0	-54.4	-13.0	-41.4	
3296.80	-9.3	H	3.0	45.3	1.0	-53.6	-13.0	-40.6	
Mid Ch, 836.6MHz									
1673.20	0.9	V	3.0	45.3	1.0	-43.4	-13.0	-30.4	
2509.80	-8.7	V	3.0	45.1	1.0	-52.8	-13.0	-39.8	
3346.40	-8.8	V	3.0	45.3	1.0	-53.2	-13.0	-40.2	
1673.20	-10.7	H	3.0	45.3	1.0	-55.0	-13.0	-42.0	
2509.80	-8.4	H	3.0	45.1	1.0	-52.5	-13.0	-39.5	
3346.40	-8.6	H	3.0	45.3	1.0	-53.0	-13.0	-40.0	
High Ch, 848.8MHz									
1697.60	-1.4	V	3.0	45.2	1.0	-45.6	-13.0	-32.6	
2546.40	-6.0	V	3.0	45.1	1.0	-50.1	-13.0	-37.1	
3395.20	-8.7	V	3.0	45.3	1.0	-53.0	-13.0	-40.0	
1697.60	-8.0	H	3.0	45.2	1.0	-52.2	-13.0	-39.2	
2546.40	-7.7	H	3.0	45.1	1.0	-51.9	-13.0	-38.9	
3395.20	-8.2	H	3.0	45.3	1.0	-52.6	-13.0	-39.6	

UL Korea, Ltd. Confidential
This report shall not be reproduced except in full, without the written approval of UL Korea, Ltd.

GSM1900

GSM1900

GPRS

UL Verification Services, Inc.
Above 1GHz High Frequency Substitution Measurement

Company: Samsung
Project #: 4789651209
Date: 2020-10-14
Test Engineer: 20882
Configuration: EUT / AC Adapter, Z-Position
Location: Chamber 1
Mode: GPRS 1900 MHz Harmonics

f MHz	SG reading (dBm)	Ant. Pol. (H/V)	Distance (m)	Preamp (dB)	Filter (dB)	EIRP (dBm)	Limit (dBm)	Delta (dB)	Notes
Low Ch, 1850.2MHz									
3700.40	-7.4	V	3.0	45.5	1.0	-51.9	-13.0	-38.9	
5550.60	-1.5	V	3.0	45.4	1.0	-45.9	-13.0	-32.9	
7400.80	-5.2	V	3.0	44.2	1.0	-48.4	-13.0	-35.4	
3700.40	-7.1	H	3.0	45.5	1.0	-51.6	-13.0	-38.6	
5550.60	-7.1	H	3.0	45.4	1.0	-51.5	-13.0	-38.5	
7400.80	-5.0	H	3.0	44.2	1.0	-48.2	-13.0	-35.2	
Mid Ch, 1880MHz									
3760.00	-9.7	V	3.0	45.5	1.0	-54.2	-13.0	-41.2	
5640.00	-3.3	V	3.0	45.4	1.0	-47.7	-13.0	-34.7	
7520.00	-4.8	V	3.0	44.1	1.0	-47.9	-13.0	-34.9	
3760.00	-9.0	H	3.0	45.5	1.0	-53.5	-13.0	-40.5	
5640.00	-0.2	H	3.0	45.4	1.0	-44.6	-13.0	-31.6	
7520.00	-4.5	H	3.0	44.1	1.0	-47.7	-13.0	-34.7	
High Ch, 1909.8MHz									
3819.60	-9.5	V	3.0	45.5	1.0	-54.0	-13.0	-41.0	
5729.40	-6.4	V	3.0	45.4	1.0	-50.7	-13.0	-37.7	
7639.20	-4.8	V	3.0	44.1	1.0	-47.9	-13.0	-34.9	
3819.60	-9.7	H	3.0	45.5	1.0	-54.2	-13.0	-41.2	
5729.40	-6.2	H	3.0	45.4	1.0	-50.5	-13.0	-37.5	
7639.20	-4.6	H	3.0	44.1	1.0	-47.7	-13.0	-34.7	

GSM1900

EGPRS

UL Verification Services, Inc.
Above 1GHz High Frequency Substitution Measurement

Company: Samsung
Project #: 4789651209
Date: 2020-10-14
Test Engineer: 20882
Configuration: EUT / AC Adapter, Z-Position
Location: Chamber 1
Mode: EGPRS 1900 MHz Harmonics

f MHz	SG reading (dBm)	Ant. Pol. (H/V)	Distance (m)	Preamp (dB)	Filter (dB)	EIRP (dBm)	Limit (dBm)	Delta (dB)	Notes
Low Ch, 1850.2MHz									
3700.40	-6.9	V	3.0	45.5	1.0	-51.3	-13.0	-38.3	
5550.60	-4.4	V	3.0	45.4	1.0	-48.8	-13.0	-35.8	
7400.80	-5.2	V	3.0	44.2	1.0	-48.4	-13.0	-35.4	
3700.40	-7.7	H	3.0	45.5	1.0	-52.2	-13.0	-39.2	
5550.60	-7.7	H	3.0	45.4	1.0	-52.1	-13.0	-39.1	
7400.80	-5.0	H	3.0	44.2	1.0	-48.2	-13.0	-35.2	
Mid Ch, 1880MHz									
3760.00	-7.4	V	3.0	45.5	1.0	-51.9	-13.0	-38.9	
5640.00	-4.1	V	3.0	45.4	1.0	-48.4	-13.0	-35.4	
7520.00	-5.1	V	3.0	44.1	1.0	-48.2	-13.0	-35.2	
3760.00	-10.1	H	3.0	45.5	1.0	-54.6	-13.0	-41.6	
5640.00	-6.6	H	3.0	45.4	1.0	-51.0	-13.0	-38.0	
7520.00	-4.8	H	3.0	44.1	1.0	-47.9	-13.0	-34.9	
High Ch, 1909.8MHz									
3819.60	-10.3	V	3.0	45.5	1.0	-54.8	-13.0	-41.8	
5729.40	-6.6	V	3.0	45.4	1.0	-50.9	-13.0	-37.9	
7639.20	-4.9	V	3.0	44.1	1.0	-48.0	-13.0	-35.0	
3819.60	-8.6	H	3.0	45.5	1.0	-53.1	-13.0	-40.1	
5729.40	-7.4	H	3.0	45.4	1.0	-51.8	-13.0	-38.8	
7639.20	-4.5	H	3.0	44.1	1.0	-47.6	-13.0	-34.6	

UL Korea, Ltd. Suwon Laboratory FORM ID: FCC_22/24/27(04)
218 Maeyeong-ro, Yeongtong-gu, Suwon-si, Gyeonggi-do, 16675, Korea TEL: (031) 337-9902 FAX: (031) 213-5433
UL Korea, Ltd. Confidential
This report shall not be reproduced except in full, without the written approval of UL Korea, Ltd.

WCDMA Band 5

WCDMA

Band 5
REL99

UL Verification Services, Inc.
Above 1GHz High Frequency Substitution Measurement

Company: Samsung
Project #: 4789651209
Date: 2020-10-16
Test Engineer: 20882
Configuration: EUT / AC Adapter, Z-Position
Location: Chamber 2
Mode: Rel99 Band 5 Harmonics

f MHz	SG reading (dBm)	Ant. Pol. (H/V)	Distance (m)	Preamp (dB)	Filter (dB)	EIRP (dBm)	Limit (dBm)	Delta (dB)	Notes
Low Ch, 826.4MHz									
1652.80	-15.8	V	3.0	40.7	1.0	-55.5	-13.0	-42.5	
2479.20	-12.8	V	3.0	41.3	1.0	-53.1	-13.0	-40.1	
3305.60	-10.1	V	3.0	42.1	1.0	-51.1	-13.0	-38.1	
1652.80	-15.7	H	3.0	40.7	1.0	-55.4	-13.0	-42.4	
2479.20	-12.4	H	3.0	41.3	1.0	-52.7	-13.0	-39.7	
3305.60	-10.1	H	3.0	42.1	1.0	-51.1	-13.0	-38.1	
Mid Ch, 836.6MHz									
1673.20	-15.5	V	3.0	40.7	1.0	-55.2	-13.0	-42.2	
2509.80	-12.6	V	3.0	41.4	1.0	-52.9	-13.0	-39.9	
3346.40	-9.8	V	3.0	42.1	1.0	-50.8	-13.0	-37.8	
1673.20	-15.6	H	3.0	40.7	1.0	-55.3	-13.0	-42.3	
2509.80	-12.3	H	3.0	41.4	1.0	-52.7	-13.0	-39.7	
3346.40	-9.8	H	3.0	42.1	1.0	-50.9	-13.0	-37.9	
High Ch, 846.6MHz									
1693.20	-15.6	V	3.0	40.7	1.0	-55.3	-13.0	-42.3	
2539.80	-12.5	V	3.0	41.4	1.0	-52.9	-13.0	-39.9	
3386.40	-10.0	V	3.0	42.1	1.0	-51.1	-13.0	-38.1	
1693.20	-15.5	H	3.0	40.7	1.0	-55.2	-13.0	-42.2	
2539.80	-12.3	H	3.0	41.4	1.0	-52.7	-13.0	-39.7	
3386.40	-10.0	H	3.0	42.1	1.0	-51.1	-13.0	-38.1	

WCDMA

Band 5
HSDPA

UL Verification Services, Inc.
Above 1GHz High Frequency Substitution Measurement

Company: Samsung
Project #: 4789651209
Date: 2020-10-16
Test Engineer: 20882
Configuration: EUT / AC Adapter, Z-Position
Location: Chamber 2
Mode: HSDPA Band 5 Harmonics

f MHz	SG reading (dBm)	Ant. Pol. (H/V)	Distance (m)	Preamp (dB)	Filter (dB)	EIRP (dBm)	Limit (dBm)	Delta (dB)	Notes
Low Ch, 826.4MHz									
1652.80	-15.7	V	3.0	40.7	1.0	-55.4	-13.0	-42.4	
2479.20	-12.8	V	3.0	41.3	1.0	-53.1	-13.0	-40.1	
3305.60	-10.1	V	3.0	42.1	1.0	-51.2	-13.0	-38.2	
1652.80	-15.7	H	3.0	40.7	1.0	-55.4	-13.0	-42.4	
2479.20	-12.4	H	3.0	41.3	1.0	-52.7	-13.0	-39.7	
3305.60	-10.0	H	3.0	42.1	1.0	-51.1	-13.0	-38.1	
Mid Ch, 836.6MHz									
1673.20	-15.5	V	3.0	40.7	1.0	-55.2	-13.0	-42.2	
2509.80	-12.7	V	3.0	41.4	1.0	-53.0	-13.0	-40.0	
3346.40	-9.8	V	3.0	42.1	1.0	-50.9	-13.0	-37.9	
1673.20	-15.6	H	3.0	40.7	1.0	-55.3	-13.0	-42.3	
2509.80	-12.4	H	3.0	41.4	1.0	-52.8	-13.0	-39.8	
3346.40	-9.8	H	3.0	42.1	1.0	-50.8	-13.0	-37.8	
High Ch, 846.6MHz									
1693.20	-15.6	V	3.0	40.7	1.0	-55.3	-13.0	-42.3	
2539.80	-12.6	V	3.0	41.4	1.0	-52.9	-13.0	-39.9	
3386.40	-10.0	V	3.0	42.1	1.0	-51.0	-13.0	-38.0	
1693.20	-15.5	H	3.0	40.7	1.0	-55.1	-13.0	-42.1	
2539.80	-12.1	H	3.0	41.4	1.0	-52.5	-13.0	-39.5	
3386.40	-10.0	H	3.0	42.1	1.0	-51.1	-13.0	-38.1	

UL Korea, Ltd. Confidential
This report shall not be reproduced except in full, without the written approval of UL Korea, Ltd.

WCDMA Band 4

WCDMA

Band 4
REL99

UL Verification Services, Inc.
Above 1GHz High Frequency Substitution Measurement

Company: Samsung
Project #: 4789651209
Date: 2020-10-16
Test Engineer: 22943
Configuration: EUT / AC Adapter, X-Position
Location: Chamber 2
Mode: Rel99 Band 4 Harmonics

f MHz	SG reading (dBm)	Ant. Pol. (H/V)	Distance (m)	Preamp (dB)	Filter (dB)	EIRP (dBm)	Limit (dBm)	Delta (dB)	Notes
Low Ch, 1712.4MHz									
3424.80	-9.4	V	3.0	42.1	1.0	-50.4	-13.0	-37.4	
5137.20	-8.7	V	3.0	42.8	1.0	-50.5	-13.0	-37.5	
6849.60	-6.4	V	3.0	42.7	1.0	-48.1	-13.0	-35.1	
3424.80	-9.3	H	3.0	42.1	1.0	-50.4	-13.0	-37.4	
5137.20	-8.4	H	3.0	42.8	1.0	-50.2	-13.0	-37.2	
6849.60	-6.4	H	3.0	42.7	1.0	-48.2	-13.0	-35.2	
Mid Ch, 1732.6MHz									
3465.20	-9.3	V	3.0	42.1	1.0	-50.4	-13.0	-37.4	
5197.80	-8.5	V	3.0	42.8	1.0	-50.3	-13.0	-37.3	
6930.40	-6.3	V	3.0	42.7	1.0	-48.1	-13.0	-35.1	
3465.20	-9.4	H	3.0	42.1	1.0	-50.4	-13.0	-37.4	
5197.80	-8.2	H	3.0	42.8	1.0	-50.0	-13.0	-37.0	
6930.40	-6.4	H	3.0	42.7	1.0	-48.1	-13.0	-35.1	
High Ch, 1752.6MHz									
3505.20	-8.6	V	3.0	42.1	1.0	-49.7	-13.0	-36.7	
5257.80	-8.5	V	3.0	42.8	1.0	-50.3	-13.0	-37.3	
7010.40	-6.0	V	3.0	42.7	1.0	-47.7	-13.0	-34.7	
3505.20	-8.6	H	3.0	42.1	1.0	-49.7	-13.0	-36.7	
5257.80	-8.2	H	3.0	42.8	1.0	-50.0	-13.0	-37.0	
7010.40	-6.1	H	3.0	42.7	1.0	-47.8	-13.0	-34.8	

WCDMA

Band 4
HSDPA

UL Verification Services, Inc.
Above 1GHz High Frequency Substitution Measurement

Company: Samsung
Project #: 4789651209
Date: 2020-10-16
Test Engineer: 22943
Configuration: EUT / AC Adapter, X-Position
Location: Chamber 2
Mode: HSDPA Band 4 Harmonics

f MHz	SG reading (dBm)	Ant. Pol. (H/V)	Distance (m)	Preamp (dB)	Filter (dB)	EIRP (dBm)	Limit (dBm)	Delta (dB)	Notes
Low Ch, 1712.4MHz									
3424.80	-9.4	V	3.0	42.1	1.0	-50.4	-13.0	-37.4	
5137.20	-8.6	V	3.0	42.8	1.0	-50.5	-13.0	-37.5	
6849.60	-6.4	V	3.0	42.7	1.0	-48.2	-13.0	-35.2	
3424.80	-9.3	H	3.0	42.1	1.0	-50.4	-13.0	-37.4	
5137.20	-8.4	H	3.0	42.8	1.0	-50.2	-13.0	-37.2	
6849.60	-6.5	H	3.0	42.7	1.0	-48.2	-13.0	-35.2	
Mid Ch, 1732.6MHz									
3465.20	-9.5	V	3.0	42.1	1.0	-50.5	-13.0	-37.5	
5197.80	-8.6	V	3.0	42.8	1.0	-50.4	-13.0	-37.4	
6930.40	-6.3	V	3.0	42.7	1.0	-48.1	-13.0	-35.1	
3465.20	-9.3	H	3.0	42.1	1.0	-50.4	-13.0	-37.4	
5197.80	-8.3	H	3.0	42.8	1.0	-50.1	-13.0	-37.1	
6930.40	-6.3	H	3.0	42.7	1.0	-48.1	-13.0	-35.1	
High Ch, 1752.6MHz									
3505.20	-8.6	V	3.0	42.1	1.0	-49.7	-13.0	-36.7	
5257.80	-8.3	V	3.0	42.8	1.0	-50.2	-13.0	-37.2	
7010.40	-6.0	V	3.0	42.7	1.0	-47.7	-13.0	-34.7	
3505.20	-8.6	H	3.0	42.1	1.0	-49.7	-13.0	-36.7	
5257.80	-8.2	H	3.0	42.8	1.0	-50.1	-13.0	-37.1	
7010.40	-6.2	H	3.0	42.7	1.0	-47.9	-13.0	-34.9	

UL Korea, Ltd. Confidential
This report shall not be reproduced except in full, without the written approval of UL Korea, Ltd.

WCDMA Band 2

WCDMA

Band 2
REL99

UL Verification Services, Inc.
Above 1GHz High Frequency Substitution Measurement

Company: Samsung
Project #: 4789651209
Date: 2020-10-16
Test Engineer: 20882
Configuration: EUT / AC Adapter, Y-Position
Location: Chamber 2
Mode: Rel99 Band 2 Harmonics

f MHz	SG reading (dBm)	Ant. Pol. (H/V)	Distance (m)	Preamp (dB)	Filter (dB)	EIRP (dBm)	Limit (dBm)	Delta (dB)	Notes
Low Ch, 1852.4MHz									
3704.80	-11.5	V	3.0	42.1	1.0	-52.6	-13.0	-39.6	
5557.20	-7.8	V	3.0	42.9	1.0	-49.7	-13.0	-36.7	
7409.60	-6.1	V	3.0	42.5	1.0	-47.6	-13.0	-34.6	
3704.80	-11.6	H	3.0	42.1	1.0	-52.7	-13.0	-39.7	
5557.20	-6.5	H	3.0	42.9	1.0	-48.4	-13.0	-35.4	
7409.60	-6.3	H	3.0	42.5	1.0	-47.8	-13.0	-34.8	
Mid Ch, 1880MHz									
3760.00	-11.3	V	3.0	42.1	1.0	-52.4	-13.0	-39.4	
5640.00	-6.9	V	3.0	42.9	1.0	-48.8	-13.0	-35.8	
7520.00	-6.3	V	3.0	42.4	1.0	-47.7	-13.0	-34.7	
3760.00	-11.4	H	3.0	42.1	1.0	-52.4	-13.0	-39.4	
5640.00	-5.1	H	3.0	42.9	1.0	-47.0	-13.0	-34.0	
7520.00	-6.4	H	3.0	42.4	1.0	-47.9	-13.0	-34.9	
High Ch, 1907.6MHz									
3815.20	-11.5	V	3.0	42.1	1.0	-52.5	-13.0	-39.5	
5722.80	-7.6	V	3.0	42.9	1.0	-49.6	-13.0	-36.6	
7630.40	-6.3	V	3.0	42.4	1.0	-47.7	-13.0	-34.7	
3815.20	-11.3	H	3.0	42.1	1.0	-52.4	-13.0	-39.4	
5722.80	-6.6	H	3.0	42.9	1.0	-48.6	-13.0	-35.6	
7630.40	-6.4	H	3.0	42.4	1.0	-47.8	-13.0	-34.8	

WCDMA

Band 2
HSDPA

UL Verification Services, Inc.
Above 1GHz High Frequency Substitution Measurement

Company: Samsung
Project #: 4789651209
Date: 2020-10-16
Test Engineer: 20882
Configuration: EUT / AC Adapter, Y-Position
Location: Chamber 2
Mode: HSDPA Band 2 Harmonics

f MHz	SG reading (dBm)	Ant. Pol. (H/V)	Distance (m)	Preamp (dB)	Filter (dB)	EIRP (dBm)	Limit (dBm)	Delta (dB)	Notes
Low Ch, 1852.4MHz									
3704.80	-11.6	V	3.0	42.1	1.0	-52.7	-13.0	-39.7	
5557.20	-7.8	V	3.0	42.9	1.0	-49.7	-13.0	-36.7	
7409.60	-6.1	V	3.0	42.5	1.0	-47.6	-13.0	-34.6	
3704.80	-11.6	H	3.0	42.1	1.0	-52.7	-13.0	-39.7	
5557.20	-6.4	H	3.0	42.9	1.0	-48.3	-13.0	-35.3	
7409.60	-6.3	H	3.0	42.5	1.0	-47.8	-13.0	-34.8	
Mid Ch, 1880MHz									
3760.00	-11.4	V	3.0	42.1	1.0	-52.5	-13.0	-39.5	
5640.00	-7.5	V	3.0	42.9	1.0	-49.5	-13.0	-36.5	
7520.00	-6.4	V	3.0	42.4	1.0	-47.8	-13.0	-34.8	
3760.00	-11.4	H	3.0	42.1	1.0	-52.5	-13.0	-39.5	
5640.00	-6.4	H	3.0	42.9	1.0	-48.3	-13.0	-35.3	
7520.00	-6.5	H	3.0	42.4	1.0	-47.9	-13.0	-34.9	
High Ch, 1907.6MHz									
3815.20	-11.4	V	3.0	42.1	1.0	-52.5	-13.0	-39.5	
5722.80	-7.7	V	3.0	42.9	1.0	-49.6	-13.0	-36.6	
7630.40	-6.2	V	3.0	42.4	1.0	-47.6	-13.0	-34.6	
3815.20	-11.4	H	3.0	42.1	1.0	-52.5	-13.0	-39.5	
5722.80	-6.6	H	3.0	42.9	1.0	-48.6	-13.0	-35.6	
7630.40	-6.4	H	3.0	42.4	1.0	-47.8	-13.0	-34.8	

UL Korea, Ltd. Confidential
This report shall not be reproduced except in full, without the written approval of UL Korea, Ltd.

LTE Band 12

LTE

Band 12

3MHz

QPSK

UL Verification Services, Inc.
Above 1GHz High Frequency Substitution Measurement

Company: Samsung
Project #: 4789651209
Date: 2020-10-19
Test Engineer: 20881
Configuration: EUT / AC Adapter, Z-Position
Location: Chamber 2
Mode: LTE_QPSK Band 12 Harmonics, 3MHz Bandwidth

f MHz	SG reading (dBm)	Ant. Pol. (H/V)	Distance (m)	Preamp (dB)	Filter (dB)	EIRP (dBm)	Limit (dBm)	Delta (dB)	Notes
Low Ch, 700.5MHz									
1401.00	-16.9	V	3.0	40.7	1.0	-56.6	-13.0	-43.6	
2101.50	-14.1	V	3.0	40.8	1.0	-53.9	-13.0	-40.9	
2802.00	-11.4	V	3.0	41.8	1.0	-52.1	-13.0	-39.1	
1401.00	-17.1	H	3.0	40.7	1.0	-56.9	-13.0	-43.9	
2101.50	-13.8	H	3.0	40.8	1.0	-53.6	-13.0	-40.6	
2802.00	-11.3	H	3.0	41.8	1.0	-52.1	-13.0	-39.1	
Mid Ch, 707.5MHz									
1415.00	-16.8	V	3.0	40.7	1.0	-56.6	-13.0	-43.6	
2122.50	-13.5	V	3.0	40.8	1.0	-53.3	-13.0	-40.3	
2830.00	-11.5	V	3.0	41.8	1.0	-52.3	-13.0	-39.3	
1415.00	-17.1	H	3.0	40.7	1.0	-56.9	-13.0	-43.9	
2122.50	-13.1	H	3.0	40.8	1.0	-52.9	-13.0	-39.9	
2830.00	-11.1	H	3.0	41.8	1.0	-51.9	-13.0	-38.9	
High Ch, 714.5MHz									
1429.00	-16.8	V	3.0	40.7	1.0	-56.5	-13.0	-43.5	
2143.50	-14.0	V	3.0	40.8	1.0	-53.8	-13.0	-40.8	
2858.00	-11.2	V	3.0	41.8	1.0	-52.0	-13.0	-39.0	
1429.00	-17.0	H	3.0	40.7	1.0	-56.8	-13.0	-43.8	
2143.50	-13.6	H	3.0	40.8	1.0	-53.4	-13.0	-40.4	
2858.00	-11.0	H	3.0	41.8	1.0	-51.8	-13.0	-38.8	

UL Korea, Ltd. Suwon Laboratory FORM ID: FCC_22/24/27(04)
218 Maeyeong-ro, Yeongtong-gu, Suwon-si, Gyeonggi-do, 16675, Korea TEL: (031) 337-9902 FAX: (031) 213-5433
UL Korea, Ltd. Confidential
This report shall not be reproduced except in full, without the written approval of UL Korea, Ltd.

LTE Band 13

LTE

Band 13

5MHz

QPSK

UL Verification Services, Inc.
Above 1GHz High Frequency Substitution Measurement

Company:	Samsung
Project #:	4789651209
Date:	2020-10-19
Test Engineer:	20882
Configuration:	EUT / AC Adapter, X-Position
Location:	Chamber 1
Mode:	LTE_QPSK Band 13 Harmonics, 5MHz Bandwidth

f MHz	SG reading (dBm)	Ant. Pol. (H/V)	Distance (m)	Preamp (dB)	Filter (dB)	EIRP (dBm)	Limit (dBm)	Delta (dB)	Notes
Low Ch, 779.5MHz									
1559.00	-22.5	V	3.0	45.3	1.0	-66.8	-40.0	-26.8	
2338.50	-11.0	V	3.0	45.1	1.0	-55.0	-13.0	-42.0	
3118.00	-9.7	V	3.0	45.3	1.0	-54.0	-13.0	-41.0	
1559.00	-25.0	H	3.0	45.3	1.0	-69.3	-40.0	-29.3	
2338.50	-12.2	H	3.0	45.1	1.0	-56.2	-13.0	-43.2	
3118.00	-9.8	H	3.0	45.3	1.0	-54.0	-13.0	-41.0	
Mid Ch, 782MHz									
1564.00	-19.4	V	3.0	45.3	1.0	-63.7	-40.0	-23.7	
2346.00	-11.1	V	3.0	45.1	1.0	-55.2	-13.0	-42.2	
3128.00	-9.7	V	3.0	45.3	1.0	-53.9	-13.0	-40.9	
1564.00	-16.7	H	3.0	45.3	1.0	-61.1	-40.0	-21.1	
2346.00	-11.9	H	3.0	45.1	1.0	-56.0	-13.0	-43.0	
3128.00	-9.4	H	3.0	45.3	1.0	-53.7	-13.0	-40.7	
High Ch, 784.5MHz									
1569.00	-22.5	V	3.0	45.3	1.0	-66.8	-40.0	-26.8	
2353.50	-10.9	V	3.0	45.1	1.0	-55.0	-13.0	-42.0	
3138.00	-9.7	V	3.0	45.3	1.0	-53.9	-13.0	-40.9	
1569.00	-22.0	H	3.0	45.3	1.0	-66.3	-40.0	-26.3	
2353.50	-11.8	H	3.0	45.1	1.0	-55.9	-13.0	-42.9	
3138.00	-9.4	H	3.0	45.3	1.0	-53.7	-13.0	-40.7	

Note : No narrowband emissions so only applied the -70dBW/MHz (-40dBm/MHz) wideband emission limit for the 1559-1610 MHz band

UL Korea, Ltd. Suwon Laboratory FORM ID: FCC_22/24/27(04)
218 Maeyeong-ro, Yeongtong-gu, Suwon-si, Gyeonggi-do, 16675, Korea TEL: (031) 337-9902 FAX: (031) 213-5433
UL Korea, Ltd. Confidential
This report shall not be reproduced except in full, without the written approval of UL Korea, Ltd.

LTE Band 25

UL Verification Services, Inc.
Above 1GHz High Frequency Substitution Measurement

Company: Samsung
Project #: 4789651209
Date: 2020-10-20
Test Engineer: 20896
Configuration: EUT / AC Adapter, Z-Position
Location: Chamber 2
Mode: LTE_QPSK Band 25 Harmonics, 20MHz Bandwidth

LTE Band 25 20MHz QPSK

f MHz	SG reading (dBm)	Ant. Pol. (H/V)	Distance (m)	Preamp (dB)	Filter (dB)	EIRP (dBm)	Limit (dBm)	Delta (dB)	Notes
Low Ch, 1860MHz									
3720.00	-11.6	V	3.0	42.1	1.0	-52.7	-13.0	-39.7	
5580.00	-8.1	V	3.0	42.9	1.0	-50.0	-13.0	-37.0	
7440.00	-6.3	V	3.0	42.5	1.0	-47.8	-13.0	-34.8	
3720.00	-11.6	H	3.0	42.1	1.0	-52.7	-13.0	-39.7	
5580.00	-7.8	H	3.0	42.9	1.0	-49.7	-13.0	-36.7	
7440.00	-5.7	H	3.0	42.5	1.0	-47.1	-13.0	-34.1	
Mid Ch, 1882.5MHz									
3765.00	-11.5	V	3.0	42.1	1.0	-52.5	-13.0	-39.5	
5647.50	-7.9	V	3.0	42.9	1.0	-49.8	-13.0	-36.8	
7530.00	-6.2	V	3.0	42.4	1.0	-47.6	-13.0	-34.6	
3765.00	-11.3	H	3.0	42.1	1.0	-52.4	-13.0	-39.4	
5647.50	-7.7	H	3.0	42.9	1.0	-49.6	-13.0	-36.6	
7530.00	-6.4	H	3.0	42.4	1.0	-47.9	-13.0	-34.9	
High Ch, 1905MHz									
3810.00	-11.4	V	3.0	42.1	1.0	-52.5	-13.0	-39.5	
5715.00	-7.9	V	3.0	42.9	1.0	-49.9	-13.0	-36.9	
7620.00	-6.2	V	3.0	42.4	1.0	-47.6	-13.0	-34.6	
3810.00	-11.4	H	3.0	42.1	1.0	-52.5	-13.0	-39.5	
5715.00	-7.8	H	3.0	42.9	1.0	-49.7	-13.0	-36.7	
7620.00	-6.3	H	3.0	42.4	1.0	-47.7	-13.0	-34.7	

UL Korea, Ltd. Suwon Laboratory FORM ID: FCC_22/24/27(04)
218 Maeyeong-ro, Yeongtong-gu, Suwon-si, Gyeonggi-do, 16675, Korea TEL: (031) 337-9902 FAX: (031) 213-5433
UL Korea, Ltd. Confidential
This report shall not be reproduced except in full, without the written approval of UL Korea, Ltd.

LTE Band 26 (Part 90)

LTE

Band 26

3MHz

QPSK

UL Verification Services, Inc.
Above 1GHz High Frequency Substitution Measurement

Company: Samsung
Project #: 4789651209
Date: 2020-10-19
Test Engineer: 20882
Configuration: EUT / AC Adapter, Z-Position
Location: Chamber 1
Mode: LTE_QPSK Band 26 Harmonics, 3MHz Bandwidth

f MHz	SG reading (dBm)	Ant. Pol. (H/V)	Distance (m)	Preamp (dB)	Filter (dB)	EIRP (dBm)	Limit (dBm)	Delta (dB)	Notes
Low Ch, 815.5MHz									
1631.00	-13.5	V	3.0	45.3	1.0	-57.8	-13.0	-44.8	
2446.50	-11.0	V	3.0	45.1	1.0	-55.1	-13.0	-42.1	
3262.00	-9.8	V	3.0	45.3	1.0	-54.1	-13.0	-41.1	
1631.00	-15.2	H	3.0	45.3	1.0	-59.4	-13.0	-46.4	
2446.50	-11.6	H	3.0	45.1	1.0	-55.7	-13.0	-42.7	
3262.00	-9.5	H	3.0	45.3	1.0	-53.8	-13.0	-40.8	
Mid CH, 822.5MHz									
1645.00	-13.4	V	3.0	45.3	1.0	-57.7	-13.0	-44.7	
2467.50	-10.7	V	3.0	45.1	1.0	-54.8	-13.0	-41.8	
3290.00	-9.6	V	3.0	45.3	1.0	-54.0	-13.0	-41.0	
1645.00	-15.0	H	3.0	45.3	1.0	-59.3	-13.0	-46.3	
2467.50	-11.7	H	3.0	45.1	1.0	-55.7	-13.0	-42.7	
3290.00	-9.7	H	3.0	45.3	1.0	-54.1	-13.0	-41.1	

LTE Band 26 (Part 22)

LTE

Band 26

3MHz

QPSK

UL Verification Services, Inc.
Above 1GHz High Frequency Substitution Measurement

Company: Samsung
Project #: 4789651209
Date: 2020-10-19
Test Engineer: 20882
Configuration: EUT / AC Adapter, Z-Position
Location: Chamber 1
Mode: LTE_QPSK Band 26 Harmonics, 3MHz Bandwidth

f MHz	SG reading (dBm)	Ant. Pol. (H/V)	Distance (m)	Preamp (dB)	Filter (dB)	EIRP (dBm)	Limit (dBm)	Delta (dB)	Notes
Low CH, 825.5MHz									
1651.00	-13.6	V	3.0	45.3	1.0	-57.9	-13.0	-44.9	
2476.50	-11.0	V	3.0	45.1	1.0	-55.1	-13.0	-42.1	
3302.00	-10.0	V	3.0	45.3	1.0	-54.3	-13.0	-41.3	
1651.00	-15.2	H	3.0	45.3	1.0	-59.5	-13.0	-46.5	
2476.50	-11.5	H	3.0	45.1	1.0	-55.6	-13.0	-42.6	
3302.00	-9.8	H	3.0	45.3	1.0	-54.1	-13.0	-41.1	
Mid Ch, 831.5MHz									
1663.00	-13.3	V	3.0	45.3	1.0	-57.6	-13.0	-44.6	
2494.50	-11.0	V	3.0	45.1	1.0	-55.1	-13.0	-42.1	
3326.00	-9.7	V	3.0	45.3	1.0	-54.0	-13.0	-41.0	
1663.00	-14.9	H	3.0	45.3	1.0	-59.1	-13.0	-46.1	
2494.50	-11.5	H	3.0	45.1	1.0	-55.6	-13.0	-42.6	
3326.00	-9.3	H	3.0	45.3	1.0	-53.6	-13.0	-40.6	
High Ch, 847.5MHz									
1695.00	-13.1	V	3.0	45.2	1.0	-57.4	-13.0	-44.4	
2542.50	-11.1	V	3.0	45.1	1.0	-55.2	-13.0	-42.2	
3390.00	-9.4	V	3.0	45.3	1.0	-53.8	-13.0	-40.8	
1695.00	-15.0	H	3.0	45.2	1.0	-59.2	-13.0	-46.2	
2542.50	-11.6	H	3.0	45.1	1.0	-55.7	-13.0	-42.7	
3390.00	-9.1	H	3.0	45.3	1.0	-53.5	-13.0	-40.5	

UL Korea, Ltd. Confidential
This report shall not be reproduced except in full, without the written approval of UL Korea, Ltd.

LTE Band 41 (PC2)

LTE

Band 41

20MHz

QPSK

UL Verification Services, Inc.
Above 1GHz High Frequency Substitution Measurement

Company: Samsung
Project #: 4789651209
Date: 2020-11-10
Test Engineer: 20882
Configuration: EUT / AC Adapter , Z-Position
Location: Chamber 2
Mode: LTE_QPSK Band 41 Harmonics, 20MHz Bandwidth

f MHz	SG reading (dBm)	Ant. Pol. (H/V)	Distance (m)	Preamp (dB)	Filter (dB)	EIRP (dBm)	Limit (dBm)	Delta (dB)	Notes
Low Ch, 2506MHz									
5012.00	-6.0	V	3.0	42.8	1.0	-47.8	-25.0	-22.8	
7518.00	7.1	V	3.0	42.4	1.0	-34.3	-25.0	-9.3	
10024.00	-7.4	V	3.0	40.9	1.0	-47.3	-25.0	-22.3	
12530.00	-6.1	V	3.0	42.1	1.0	-47.1	-25.0	-22.1	
15036.00	-5.8	V	3.0	43.7	1.0	-48.5	-25.0	-23.5	
5012.00	-5.5	H	3.0	42.8	1.0	-47.3	-25.0	-22.3	
7518.00	5.7	H	3.0	42.4	1.0	-35.8	-25.0	-10.8	
10024.00	-4.7	H	3.0	40.9	1.0	-44.6	-25.0	-19.6	
12530.00	-7.0	H	3.0	42.1	1.0	-48.1	-25.0	-23.1	
15036.00	-5.9	H	3.0	43.7	1.0	-48.6	-25.0	-23.6	
Mid Ch, 2593MHz									
5186.00	-10.1	V	3.0	42.8	1.0	-51.9	-25.0	-26.9	
7779.00	2.6	V	3.0	42.3	1.0	-38.7	-25.0	-13.7	
10372.00	-9.6	V	3.0	41.0	1.0	-49.7	-25.0	-24.7	
12965.00	-8.2	V	3.0	42.4	1.0	-49.5	-25.0	-24.5	
15558.00	-5.9	V	3.0	43.5	1.0	-48.4	-25.0	-23.4	
5186.00	-2.3	H	3.0	42.8	1.0	-44.1	-25.0	-19.1	
7779.00	0.8	H	3.0	42.3	1.0	-40.5	-25.0	-15.5	
10372.00	-8.2	H	3.0	41.0	1.0	-48.2	-25.0	-23.2	
12965.00	-7.9	H	3.0	42.4	1.0	-49.2	-25.0	-24.2	
15558.00	-5.5	H	3.0	43.5	1.0	-48.0	-25.0	-23.0	
High Ch, 2680MHz									
5360.00	-4.9	V	3.0	42.9	1.0	-46.8	-25.0	-21.8	
8040.00	5.4	V	3.0	42.2	1.0	-35.8	-25.0	-10.8	
10720.00	-9.3	V	3.0	41.2	1.0	-49.5	-25.0	-24.5	
13400.00	-5.8	V	3.0	42.6	1.0	-47.5	-25.0	-22.5	
16080.00	-4.8	V	3.0	43.4	1.0	-47.2	-25.0	-22.2	
5360.00	-6.2	H	3.0	42.9	1.0	-48.1	-25.0	-23.1	
8040.00	-1.0	H	3.0	42.2	1.0	-42.2	-25.0	-17.2	
10720.00	-9.1	H	3.0	41.2	1.0	-49.3	-25.0	-24.3	
13400.00	-4.8	H	3.0	42.6	1.0	-46.5	-25.0	-21.5	
16080.00	-4.7	H	3.0	43.4	1.0	-47.1	-25.0	-22.1	

UL Korea, Ltd. Suwon Laboratory FORM ID: FCC_22/24/27(04)
218 Maeyeong-ro, Yeongtong-gu, Suwon-si, Gyeonggi-do, 16675, Korea TEL: (031) 337-9902 FAX: (031) 213-5433
UL Korea, Ltd. Confidential
This report shall not be reproduced except in full, without the written approval of UL Korea, Ltd.

LTE Band 66

LTE

Band 66

1.4MHz

QPSK

UL Verification Services, Inc.
Above 1GHz High Frequency Substitution Measurement

Company: Samsung
Project #: 4789651209
Date: 2020-11-03
Test Engineer: 22943
Configuration: EUT / AC Adapter, Z-Position
Location: Chamber 2
Mode: LTE_QPSK Band 66 Harmonics, 1.4MHz Bandwidth

f MHz	SG reading (dBm)	Ant. Pol. (H/V)	Distance (m)	Preamp (dB)	Filter (dB)	EIRP (dBm)	Limit (dBm)	Delta (dB)	Notes
Low Ch, 1710.7MHz									
3421.40	-8.7	V	3.0	42.1	1.0	-49.7	-13.0	-36.7	
5132.10	-8.6	V	3.0	42.8	1.0	-50.4	-13.0	-37.4	
6842.80	-5.9	V	3.0	42.7	1.0	-47.7	-13.0	-34.7	
3421.40	-8.7	H	3.0	42.1	1.0	-49.8	-13.0	-36.8	
5132.10	-7.9	H	3.0	42.8	1.0	-49.8	-13.0	-36.8	
6842.80	-6.1	H	3.0	42.7	1.0	-47.8	-13.0	-34.8	
Mid Ch, 1745MHz									
3490.00	-8.6	V	3.0	42.1	1.0	-49.6	-13.0	-36.6	
5235.00	-8.1	V	3.0	42.8	1.0	-50.0	-13.0	-37.0	
6980.00	-5.7	V	3.0	42.7	1.0	-47.4	-13.0	-34.4	
3490.00	-8.6	H	3.0	42.1	1.0	-49.7	-13.0	-36.7	
5235.00	-8.3	H	3.0	42.8	1.0	-50.1	-13.0	-37.1	
6980.00	-6.0	H	3.0	42.7	1.0	-47.7	-13.0	-34.7	
High Ch, 1779.3MHz									
3558.60	-7.4	V	3.0	42.1	1.0	-48.5	-13.0	-35.5	
5337.90	-8.1	V	3.0	42.9	1.0	-50.0	-13.0	-37.0	
7117.20	-5.7	V	3.0	42.6	1.0	-47.4	-13.0	-34.4	
3558.60	-7.3	H	3.0	42.1	1.0	-48.4	-13.0	-35.4	
5337.90	-7.5	H	3.0	42.9	1.0	-49.4	-13.0	-36.4	
7117.20	-5.6	H	3.0	42.6	1.0	-47.2	-13.0	-34.2	

UL Korea, Ltd. Suwon Laboratory FORM ID: FCC_22/24/27(04)
218 Maeyeong-ro, Yeongtong-gu, Suwon-si, Gyeonggi-do, 16675, Korea TEL: (031) 337-9902 FAX: (031) 213-5433
UL Korea, Ltd. Confidential
This report shall not be reproduced except in full, without the written approval of UL Korea, Ltd.

LTE Band 2

LTE Band 2(Frequency range: 1850-1910 MHz) is covered by LTE Band 25 (Frequency range: 1850-1915 MHz) due to overlapping frequency range, same maximum tune-up limit and same channel bandwidth.

LTE Band 4

LTE Band 4 (Frequency range: 1710-1755 MHz) is covered by LTE Band 66 (Frequency range: 1710-1780 MHz) due to overlapping frequency range, same maximum tune-up limit and same channel bandwidth.

LTE Band 5

LTE Band 5 (Frequency range: 824-849 MHz) is covered by LTE Band 26 (Frequency range: 814-849 MHz) due to overlapping frequency range, same maximum tune-up limit and same channel bandwidth.

LTE Band 17

LTE Band 17 (Frequency range: 704-716 MHz) is covered by LTE Band 12 (Frequency range: 699-716 MHz) due to overlapping frequency range, same maximum tune-up limit and same channel bandwidth.

LTE Band41(PC3)

LTE Band 41(PC3, Frequency range : 2496-2690 MHz) is covered by LTE Band 41(PC2) (Frequency range: 2496-2690 MHz) due to same frequency range, same channel bandwidth and maximum tune-up limit is higher than LTE Band41(PC3).

UL Korea, Ltd. Suwon Laboratory FORM ID: FCC_22/24/27(04)
218 Maeyeong-ro, Yeongtong-gu, Suwon-si, Gyeonggi-do, 16675, Korea TEL: (031) 337-9902 FAX: (031) 213-5433
UL Korea, Ltd. Confidential
This report shall not be reproduced except in full, without the written approval of UL Korea, Ltd.

NR Band n5

NR

Band n5

5MHz
QPSK

UL Verification Services, Inc.
Above 1GHz High Frequency Substitution Measurement

Company:	Samsung
Project #:	4789651209
Date:	2020-11-10
Test Engineer:	20881
Configuration:	EUT / AC Adapter, Z-Position
Location:	Chamber 1
Mode:	LTE_QPSK NR n5 Harmonics, 5MHz Bandwidth

f MHz	SG reading (dBm)	Ant. Pol. (H/V)	Distance (m)	Preamp (dB)	Filter (dB)	EIRP (dBm)	Limit (dBm)	Delta (dB)	Notes
Low Ch, 826.5MHz									
1653.00	-13.6	V	3.0	45.3	1.0	-57.9	-13.0	-44.9	
2479.50	-11.1	V	3.0	45.1	1.0	-55.2	-13.0	-42.2	
3306.00	-10.1	V	3.0	45.3	1.0	-54.4	-13.0	-41.4	
1653.00	-15.0	H	3.0	45.3	1.0	-59.2	-13.0	-46.2	
2479.50	-11.8	H	3.0	45.1	1.0	-55.9	-13.0	-42.9	
3306.00	-9.6	H	3.0	45.3	1.0	-54.0	-13.0	-41.0	
Mid Ch, 836.5MHz									
1673.00	-13.2	V	3.0	45.3	1.0	-57.5	-13.0	-44.5	
2509.50	-11.0	V	3.0	45.1	1.0	-55.1	-13.0	-42.1	
3346.00	-9.3	V	3.0	45.3	1.0	-53.7	-13.0	-40.7	
1673.00	-14.9	H	3.0	45.3	1.0	-59.1	-13.0	-46.1	
2509.50	-11.8	H	3.0	45.1	1.0	-55.9	-13.0	-42.9	
3346.00	-9.1	H	3.0	45.3	1.0	-53.4	-13.0	-40.4	
High Ch, 846.5MHz									
1693.00	-13.4	V	3.0	45.2	1.0	-57.6	-13.0	-44.6	
2539.50	-10.9	V	3.0	45.1	1.0	-55.0	-13.0	-42.0	
3386.00	-9.3	V	3.0	45.3	1.0	-53.6	-13.0	-40.6	
1693.00	-14.9	H	3.0	45.2	1.0	-59.2	-13.0	-46.2	
2539.50	-11.6	H	3.0	45.1	1.0	-55.7	-13.0	-42.7	
3386.00	-9.2	H	3.0	45.3	1.0	-53.6	-13.0	-40.6	

UL Korea, Ltd. Suwon Laboratory FORM ID: FCC_22/24/27(04)
218 Maeyeong-ro, Yeongtong-gu, Suwon-si, Gyeonggi-do, 16675, Korea TEL: (031) 337-9902 FAX: (031) 213-5433
UL Korea, Ltd. Confidential
This report shall not be reproduced except in full, without the written approval of UL Korea, Ltd.

NR Band n66

UL Verification Services, Inc.
Above 1GHz High Frequency Substitution Measurement

Company: Samsung
Project #: 4789651209
Date: 2020-11-11
Test Engineer: 20881
Configuration: EUT / AC Adapter, Y-Position
Location: Chamber 1
Mode: LTE_QPSK NR n66 Harmonics, 5MHz Bandwidth

NR Band n66 5MHz QPSK

f MHz	SG reading (dBm)	Ant. Pol. (H/V)	Distance (m)	Preamp (dB)	Filter (dB)	EIRP (dBm)	Limit (dBm)	Delta (dB)	Notes
Low Ch, 1712.5MHz									
3425.00	-8.6	V	3.0	45.4	1.0	-53.0	-13.0	-40.0	
5137.50	-9.1	V	3.0	45.5	1.0	-53.6	-13.0	-40.6	
6850.00	-6.4	V	3.0	44.5	1.0	-49.9	-13.0	-36.9	
3425.00	-8.1	H	3.0	45.4	1.0	-52.4	-13.0	-39.4	
5137.50	-8.8	H	3.0	45.5	1.0	-53.3	-13.0	-40.3	
6850.00	-6.3	H	3.0	44.5	1.0	-49.9	-13.0	-36.9	
Mid Ch, 1745MHz									
3490.00	-8.0	V	3.0	45.4	1.0	-52.3	-13.0	-39.3	
5235.00	-9.0	V	3.0	45.4	1.0	-53.4	-13.0	-40.4	
6980.00	-6.1	V	3.0	44.4	1.0	-49.5	-13.0	-36.5	
3490.00	-7.7	H	3.0	45.4	1.0	-52.0	-13.0	-39.0	
5235.00	-8.7	H	3.0	45.4	1.0	-53.1	-13.0	-40.1	
6980.00	-5.7	H	3.0	44.4	1.0	-49.1	-13.0	-36.1	
High Ch, 1777.5MHz									
3555.00	-7.6	V	3.0	45.4	1.0	-52.0	-13.0	-39.0	
5332.50	-8.6	V	3.0	45.4	1.0	-53.1	-13.0	-40.1	
7110.00	-6.0	V	3.0	44.4	1.0	-49.3	-13.0	-36.3	
3555.00	-7.4	H	3.0	45.4	1.0	-51.8	-13.0	-38.8	
5332.50	-8.4	H	3.0	45.4	1.0	-52.8	-13.0	-39.8	
7110.00	-5.6	H	3.0	44.4	1.0	-48.9	-13.0	-35.9	

END OF TEST REPORT

UL Korea, Ltd. Suwon Laboratory FORM ID: FCC_22/24/27(04)
218 Maeyeong-ro, Yeongtong-gu, Suwon-si, Gyeonggi-do, 16675, Korea TEL: (031) 337-9902 FAX: (031) 213-5433
UL Korea, Ltd. Confidential
This report shall not be reproduced except in full, without the written approval of UL Korea, Ltd.