FCC CFR47 PART 15 SUBPART C

DTS Wireless LAN

CERTIFICATION TEST REPORT

FOR

GSM Phone + BT/BLE, DTS b/g/n

MODEL NUMBER : SM-J105H, SM-J105H/DD, SM-J105H/DS

FCC ID: A3LSMJ105H

REPORT NUMBER: 15K22503-E1

ISSUE DATE: DEC 29, 2015

Prepared for
SAMSUNG ELECTRONICS CO., LTD.
129 SAMSUNG-RO, YEONGTONG-GU, SUWON-SI,
GYEONGGI-DO, 16677, KOREA

Prepared by
UL Korea, Ltd. Suwon Laboratory
218 Maeyeong-ro, Yeongtong-gu,
Suwon-si, Gyeonggi-do, 16675, Korea
TEL: (031) 337-9902
FAX: (031) 213-5433

ACCREDITED
TL-637

Revision History

Rev.	Issue Date	Revisions	Revised By
--	12/29/15	Initial issue	SungGil Park

UL Korea, Ltd. Suwon Laboratory FORM ID: FCC_15C
218 Maeyeong-ro, Yeongtong-gu, Suwon-si, Gyeonggi-do, 16675, Korea TEL: (031) 337-9902 FAX: (031) 213-5433
UL Korea, Ltd. Confidential
This report shall not be reproduced except in full, without the written approval of UL Korea, Ltd.

TABLE OF CONTENTS

1. ATTESTATION OF TEST RESULTS 5

2. TEST METHODOLOGY 6

3. FACILITIES AND ACCREDITATION 6

4. CALIBRATION AND UNCERTAINTY 6

4.1. MEASURING INSTRUMENT CALIBRATION 6

4.2. SAMPLE CALCULATION 6

4.3. MEASUREMENT UNCERTAINTY 7

5. EQUIPMENT UNDER TEST 8

5.1. DESCRIPTION OF EUT 8

5.2. MAXIMUM OUTPUT POWER 8

5.3. DESCRIPTION OF AVAILABLE ANTENNAS 8

5.4. WORST-CASE CONFIGURATION AND MODE 8

5.5. DESCRIPTION OF TEST SETUP 9

6. TEST AND MEASUREMENT EQUIPMENT 11

7. MEASUREMENT METHODS 12

8. ON TIME, DUTY CYCLE AND MEASUREMENT METHODS 12

8.1. ON TIME AND DUTY CYCLE RESULTS 12

9. SUMMARY TABLE 13

10. ANTENNA PORT TEST RESULTS 14

10.1. 6 dB BANDWIDTH 14

10.1.1. 802.11b MODE IN THE 2.4 GHz BAND 14
10.1.2. 802.11g MODE IN THE 2.4 GHz BAND 14
10.1.3. 802.11n HT20 MODE IN THE 2.4 GHz BAND 14
10.1.4. 6 dB BANDWIDTH PLOTS 15

10.2. 99% BANDWIDTH 18

10.2.1. 802.11b MODE IN THE 2.4 GHz BAND 18
10.2.2. 802.11g MODE IN THE 2.4 GHz BAND 18
10.2.3. 802.11n HT20 MODE IN THE 2.4 GHz BAND 18
10.2.4. 99% BANDWIDTH PLOTS 19

10.3. OUTPUT POWER 22

10.3.1. 802.11b MODE IN THE 2.4 GHz BAND 22
10.3.2. 802.11g MODE IN THE 2.4 GHz BAND 23
10.3.3. 802.11n HT20 MODE IN THE 2.4 GHz BAND 23

10.4. PSD 24

UL Korea, Ltd. Suwon Laboratory FORM ID: FCC_15C
218 Maeyeong-ro, Yeongtong-gu, Suwon-si, Gyeonggi-do, 16675, Korea TEL: (031) 337-9902 FAX: (031) 213-5433

UL Korea, Ltd. Confidential
This report shall not be reproduced except in full, without the written approval of UL Korea, Ltd.

10.4.1. 802.11b MODE IN THE 2.4 GHz BAND 25
10.4.2. 802.11g MODE IN THE 2.4 GHz BAND 25
10.4.3. 802.11n HT20 MODE IN THE 2.4 GHz BAND 25
10.4.4. PSD PLOTS 26

10.5. OUT-OF-BAND EMISSIONS 29
10.5.1. 802.11b MODE IN THE 2.4 GHz BAND 30
10.5.2. 802.11g MODE IN THE 2.4 GHz BAND 31
10.5.3. 802.11n HT20 MODE IN THE 2.4 GHz BAND 32

11. RADIATED TEST RESULTS 33

11.1. LIMITS AND PROCEDURE 33

11.2. TRANSMITTER ABOVE 1 GHz 34
11.2.1. TX ABOVE 1 GHz 802.11b MODE IN THE 2.4 GHz BAND 34
11.2.2. TX ABOVE 1 GHz 802.11g MODE IN THE 2.4 GHz BAND 44
11.2.3. TX ABOVE 1 GHz 802.11n HT20 MODE IN THE 2.4 GHz BAND 54

11.3. WORST-CASE BELOW 1 GHz 64

12. AC POWER LINE CONDUCTED EMISSIONS 66

13. SETUP PHOTOS 69

UL Korea, Ltd. Suwon Laboratory FORM ID: FCC_15C
218 Maeyeong-ro, Yeongtong-gu, Suwon-si, Gyeonggi-do, 16675, Korea TEL: (031) 337-9902 FAX: (031) 213-5433
UL Korea, Ltd. Confidential
This report shall not be reproduced except in full, without the written approval of UL Korea, Ltd.

1. ATTESTATION OF TEST RESULTS

COMPANY NAME:	SAMSUNG ELECTRONICS CO., LTD.
EUT DESCRIPTION:	GSM Phone + BT/BLE, DTS b/g/n
MODEL NUMBER:	SM-J105H, SM-J105H/DD, SM-J105H/DS
SERIAL NUMBER:	R31GB00ETTF (RADIATED); R31GB00ETXT (CONDUCTED)
DATE TESTED:	DEC 12, 2015 - DEC 29, 2015

APPLICABLE STANDARDS	
STANDARD	**TEST RESULTS**
CFR 47 Part 15 Subpart C	Pass

UL Korea, Ltd. tested the above equipment in accordance with the requirements set forth in the above standards. All indications of Pass/Fail in this report are opinions expressed by UL Korea, Ltd. based on interpretations and/or observations of test results. Measurement Uncertainties were not taken into account and are published for informational purposes only. The test results show that the equipment tested is capable of demonstrating compliance with the requirements as documented in this report.

Note: The results documented in this report apply only to the tested sample, under the conditions and modes of operation as described herein. This document may not be altered or revised in any way unless done so by UL Korea, Ltd. and all revisions are duly noted in the revisions section. Any alteration of this document not carried out by UL Korea, Ltd. will constitute fraud and shall nullify the document. This report must not be used by the client to claim product certification, approval, or endorsement by IAS, any agency of the Federal Government, or any agency of any government.

Approved & Released For
UL Korea, Ltd. By:

CY Choi
Suwon Lab Engineer
UL Korea, Ltd.

Tested By:

SungGil Park
Suwon Lab Engineer
UL Korea, Ltd.

UL Korea, Ltd. Confidential
This report shall not be reproduced except in full, without the written approval of UL Korea, Ltd.

2. TEST METHODOLOGY

The tests documented in this report were performed in accordance with ANSI C63.10-2009, FCC CFR 47 Part 2, FCC CFR 47 Part 15.

3. FACILITIES AND ACCREDITATION

The test sites and measurement facilities used to collect data are located at 218 Maeyeong-ro, Yeongtong-gu, Suwon-si, Gyeonggi-do, 16675, Korea. Line conducted emissions are measured only at the 218 address. The following table identifies which facilities were utilized for radiated emission measurements documented in this report. Specific facilities are also identified in the test results sections.

218 Maeyeong-ro
☒ Chamber 1
☒ Chamber 2

UL Korea, Ltd. is accredited by IAS, Laboratory Code TL-637. The full scope of accreditation can be viewed at http://www.iasonline.org/PDF/TL/TL-637.pdf.

4. CALIBRATION AND UNCERTAINTY

4.1. MEASURING INSTRUMENT CALIBRATION

The measuring equipment utilized to perform the tests documented in this report has been calibrated in accordance with the manufacturer's recommendations, and is traceable to recognized national standards.

4.2. SAMPLE CALCULATION

Where relevant, the following sample calculation is provided:

Field Strength (dBuV/m) = Measured Voltage (dBuV) + Antenna Factor (dB/m) + Cable Loss (dB) – Preamp Gain (dB)

36.5 dBuV + 18.7 dB/m + 0.6 dB – 26.9 dB = 28.9 dBuV/m

UL Korea, Ltd. Confidential
This report shall not be reproduced except in full, without the written approval of UL Korea, Ltd.

4.3. MEASUREMENT UNCERTAINTY

Where relevant, the following measurement uncertainty levels have been estimated for tests performed on the apparatus:

PARAMETER	UNCERTAINTY
Conducted Disturbance, 0.15 to 30 MHz	2.32 dB
Radiated Disturbance, Below 1GHz	4.14 dB
Radiated Disturbance, Above 1 GHz	5.97 dB

Uncertainty figures are valid to a confidence level of 95%.

UL Korea, Ltd. Suwon Laboratory FORM ID: FCC_15C
218 Maeyeong-ro, Yeongtong-gu, Suwon-si, Gyeonggi-do, 16675, Korea TEL: (031) 337-9902 FAX: (031) 213-5433
UL Korea, Ltd. Confidential
This report shall not be reproduced except in full, without the written approval of UL Korea, Ltd.

5. EQUIPMENT UNDER TEST

5.1. DESCRIPTION OF EUT

This EUT is GSM Phone + BT/BLE, DTS b/g/n.
This test report addresses the DTS (WLAN) operational mode.

SM-J105H and SM-J105H/DS are same hardware, but for different number of SIM card slot.
SM-J105H has one slot. SM-J105H/DS is dual SIM version.
SM-J105H/DS was used for the test.

5.2. MAXIMUM OUTPUT POWER

The transmitter has a maximum total conducted output power as follows:

Frequency Range [MHz]	Mode	Output Power [dBm]	Output Power [mW]
2412 - 2462	802.11b	16.46	44.26
	802.11g	13.47	22.23
	802.11n HT20	13.44	22.08

5.3. DESCRIPTION OF AVAILABLE ANTENNAS

The radio utilizes an FPCB antennas, with a antenna's maximum gain of 0.4 dBi.

5.4. WORST-CASE CONFIGURATION AND MODE

Radiated emission and power line conducted emission were performed with the EUT set to transmit at the channel with highest output power as worst-case scenario.

The fundamental of the EUT was investigated in three orthogonal orientations X, Y and Z it was determined that X orientation was worst-case orientation; therefore, all final radiated testing was performed with the EUT in X orientation.

Based on the baseline scan, the worst-case data rates were:

802.11b mode: 1 Mbps
802.11g mode: 6 Mbps
802.11n HT20 mode: MCS0

UL Korea, Ltd. Suwon Laboratory FORM ID: FCC_15C
218 Maeyeong-ro, Yeongtong-gu, Suwon-si, Gyeonggi-do, 16675, Korea TEL: (031) 337-9902 FAX: (031) 213-5433
UL Korea, Ltd. Confidential
This report shall not be reproduced except in full, without the written approval of UL Korea, Ltd.

5.5. DESCRIPTION OF TEST SETUP

SUPPORT EQUIPMENT

Support Equipment List				
Description	**Manufacturer**	**Model**	**Serial Number**	**FCC ID**
Charger	SAMSUNG	EP-TA60EBE	R37G6HL0KJ1SC3	N/A
Earphone	SAMSUNG	EHS61ASFWE	N/A	N/A

I/O CABLES

I/O Cable List						
Cable No	**Port**	**# of identical ports**	**Connector Type**	**Cable Type**	**Cable Length (m)**	**Remarks**
1	DC Power	1	Mini-USB	Shielded	0.8m	N/A
2	Audio	1	Mini-Jack	Unshielded	1.0m	N/A

TEST SETUP

The EUT is a stand-alone unit during the tests. Test software exercised the radio card.

UL Korea, Ltd. Suwon Laboratory FORM ID: FCC_15C
218 Maeyeong-ro, Yeongtong-gu, Suwon-si, Gyeonggi-do, 16675, Korea TEL: (031) 337-9902 FAX: (031) 213-5433
UL Korea, Ltd. Confidential
This report shall not be reproduced except in full, without the written approval of UL Korea, Ltd.

SETUP DIAGRAM FOR TESTS

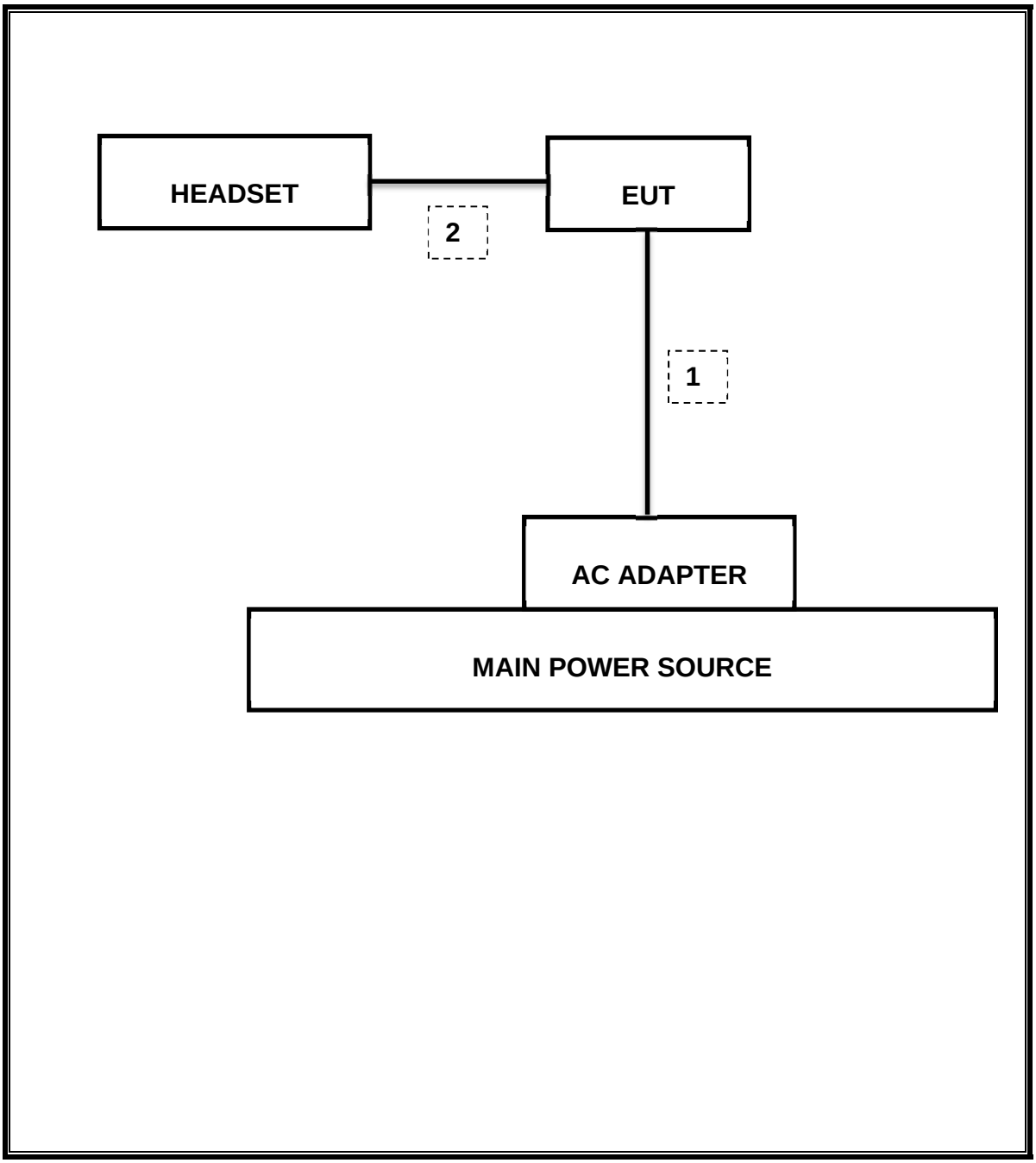

UL Korea, Ltd. Suwon Laboratory FORM ID: FCC_15C
218 Maeyeong-ro, Yeongtong-gu, Suwon-si, Gyeonggi-do, 16675, Korea TEL: (031) 337-9902 FAX: (031) 213-5433
UL Korea, Ltd. Confidential
This report shall not be reproduced except in full, without the written approval of UL Korea, Ltd.

6. TEST AND MEASUREMENT EQUIPMENT

The following test and measurement equipment was utilized for the tests documented in this report:

Test Equipment List				
Description	**Manufacturer**	**Model**	**S/N**	**Cal Due**
Antenna, Bilog, 30MHz-1GHz	SCHWARZBECK	VULB9163	750	11-17-16
Antenna, Bilog, 30MHz-1GHz	SCHWARZBECK	VULB9163	749	04-25-17
Antenna, Horn, 18 GHz	ETS	3115	00167211	09-26-16
Antenna, Horn, 18 GHz	ETS	3115	00161451	05-17-17
Antenna, Horn, 18 GHz	ETS	3117	00168724	06-17-17
Antenna, Horn, 18 GHz	ETS	3117	00168717	06-17-17
Antenna, Horn, 40 GHz	ETS	3116C	00166155	09-23-16
Antenna, Horn, 40 GHz	ETS	3116C-PA	00168841	08-24-17
Preamplifier, 1000 MHz	Sonoma	310N	341282	08-18-16
Preamplifier, 1000 MHz	Sonoma	310N	351741	08-18-16
Preamplifier, 18 GHz	Miteq	AFS42-00101800-25-S-42	1876511	08-18-16
Preamplifier, 18 GHz	Miteq	AFS42-00101800-25-S-42	1896138	08-18-16
Spectrum Analyzer, 44 GHz	Agilent / HP	N9030A	MY54170614	08-19-16
Spectrum Analyzer, 44 GHz	Agilent / HP	N9030A	MY54490312	08-19-16
Bluetooth Tester	TESCOM	TC-3000C	3000C000546	08-18-16
Average Power Sensor	R&S	NRZ-Z91	102681	08-18-16
Average Power Sensor	Agilent / HP	U2000	MY54270007	08-18-16
EMI Test Receive, 40 GHz	R&S	ESU40	100439	08-19-16
EMI Test Receive, 40 GHz	R&S	ESU40	100457	08-19-16
EMI Test Receive, 3 GHz	R&S	ESR3	101832	08-19-16
Attenuator / Switch driver	HP	11713A	3748A04272	N/A
Low Pass Filter 3GHz	Micro-Tronics	LPS17541	009	08-18-16
Low Pass Filter 3GHz	Micro-Tronics	LPS17541	015	08-18-16
High Pass Filter 5GHz	Micro-Tronics	HPS17542	009	08-18-16
High Pass Filter 6GHz	Micro-Tronics	HPM17543	010	08-18-16
High Pass Filter 5GHz	Micro-Tronics	HPS17542	016	08-18-16
High Pass Filter 6GHz	Micro-Tronics	HPM17543	015	08-18-16
LISN	R&S	ENV-216	101836	08-19-16
LISN	R&S	ENV-216	101837	08-19-16

UL Korea, Ltd. Confidential
This report shall not be reproduced except in full, without the written approval of UL Korea, Ltd.

7. MEASUREMENT METHODS

KDB 558074 D01 DTS Meas Guidance v03r03: Measurement Procedure §9.2.3.1 AVGPM is used for average power and §10.2 AVGPSD-2 is used for power spectral density.

Unwanted emissions within Restricted Bands are measured using traditional radiated procedures.

Band edge emissions within Restricted Bands are measured using RMS with duty cycle factor offset method.

8. ON TIME, DUTY CYCLE AND MEASUREMENT METHODS

LIMITS

None; for reporting purposes only.

8.1. ON TIME AND DUTY CYCLE RESULTS

Mode	ON Time B [msec)	Period [msec]	Duty Cycle x [linear]	Duty Cycle [%]	Duty Cycle Correction Factor [dB]	1/T Minimum VBW [kHz]
2400MHz Bands						
802.11b	8.384	8.484	0.988	98.8%	0.00	0.010
802.11g	1.392	1.488	0.935	93.5%	0.29	0.718
802.11n HT20	1.173	1.269	0.924	92.4%	0.34	0.853

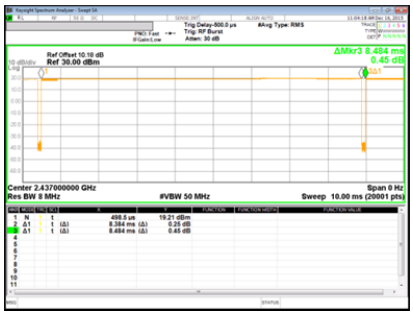
[802.11b Mode]

[802.11g Mode]

[802.11n Mode]

UL Korea, Ltd. Suwon Laboratory FORM ID: FCC_15C
218 Maeyeong-ro, Yeongtong-gu, Suwon-si, Gyeonggi-do, 16675, Korea TEL: (031) 337-9902 FAX: (031) 213-5433
UL Korea, Ltd. Confidential
This report shall not be reproduced except in full, without the written approval of UL Korea, Ltd.

9. SUMMARY TABLE

FCC Part Section	Test Description	Test Limit	Test Condition	Test Result	Worst Case
15.247 (a)(2)	Occupied Band width (6dB)	>500KHz	Conducted	Pass	9.090 MHz
2.1051, 15.247 (d)	Band Edge / Conducted Spurious Emission	-30dBc		Pass	-32.738 dBm
15.247	TX conducted output power	<30dBm		Pass	16.46 dBm
15.247	PSD	<8dBm		Pass	-13.409 dBm
15.207 (a)	AC Power Line conducted emissions	Section 10	Power Line conducted	Pass	46.61 dBuV (QP)
15.205, 15.209	Radiated Spurious Emission	< 54dBuV/m	Radiated	Pass	45.84 dBuV/m (AV)

UL Korea, Ltd. Suwon Laboratory FORM ID: FCC_15C
218 Maeyeong-ro, Yeongtong-gu, Suwon-si, Gyeonggi-do, 16675, Korea TEL: (031) 337-9902 FAX: (031) 213-5433
UL Korea, Ltd. Confidential
This report shall not be reproduced except in full, without the written approval of UL Korea, Ltd.

10. ANTENNA PORT TEST RESULTS

10.1. 6 dB BANDWIDTH

LIMITS

FCC §15.247 (a) (2)

The minimum 6 dB bandwidth shall be at least 500 kHz.

TEST PROCEDURE

Reference to KDB 558074 D01 DTS Meas Guidance v03r03: The transmitter output is connected to a spectrum analyzer with the RBW set to100KHz, the VBW >= 3 x RBW, peak detector and max hold.

RESULTS

10.1.1. 802.11b MODE IN THE 2.4 GHz BAND

Channel	Frequency [MHz]	6 dB Bandwidth [MHz]	Minimum Limit [MHz]
Low	2412	9.090	0.5
Mid	2437	9.090	0.5
High	2462	9.559	0.5
Worst		9.090	0.5

10.1.2. 802.11g MODE IN THE 2.4 GHz BAND

Channel	Frequency [MHz]	6 dB Bandwidth [MHz]	Minimum Limit [MHz]
Low	2412	15.455	0.5
Mid	2437	15.763	0.5
High	2462	15.777	0.5
Worst		15.455	0.5

10.1.3. 802.11n HT20 MODE IN THE 2.4 GHz BAND

Channel	Frequency [MHz]	6 dB Bandwidth [MHz]	Minimum Limit [MHz]
Low	2412	16.272	0.5
Mid	2437	16.271	0.5
High	2462	16.416	0.5
Worst		16.271	0.5

UL Korea, Ltd. Suwon Laboratory FORM ID: FCC_15C
218 Maeyeong-ro, Yeongtong-gu, Suwon-si, Gyeonggi-do, 16675, Korea TEL: (031) 337-9902 FAX: (031) 213-5433
UL Korea, Ltd. Confidential
This report shall not be reproduced except in full, without the written approval of UL Korea, Ltd.

10.1.4. 6 dB BANDWIDTH PLOTS

11b Mode Low CH

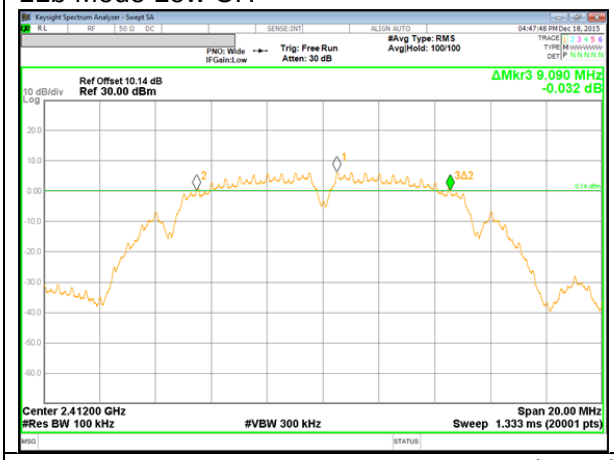

11b Mode Middle CH

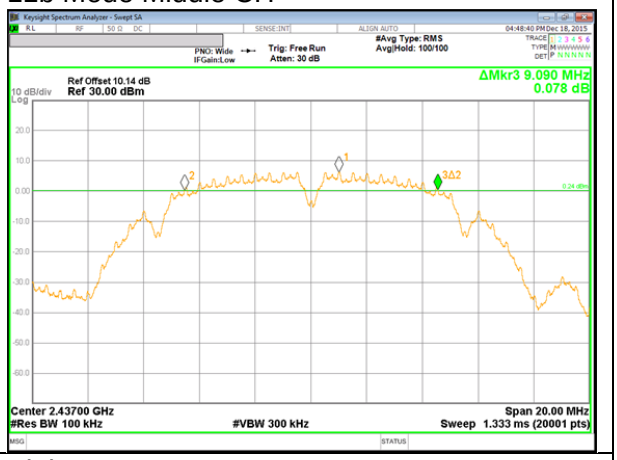

11b Mode High CH

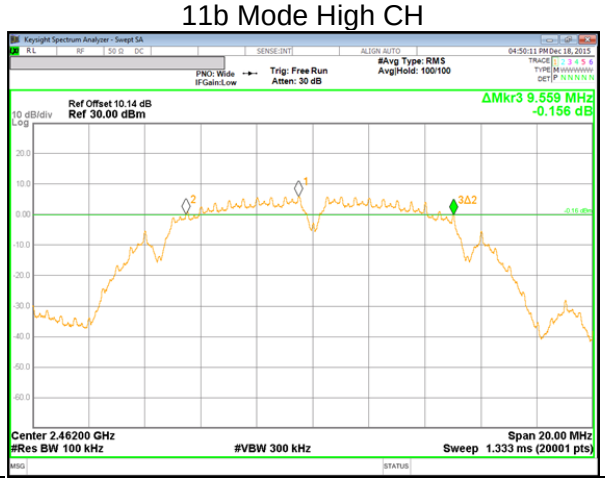

UL Korea, Ltd. Suwon Laboratory FORM ID: FCC_15C
218 Maeyeong-ro, Yeongtong-gu, Suwon-si, Gyeonggi-do, 16675, Korea TEL: (031) 337-9902 FAX: (031) 213-5433
UL Korea, Ltd. Confidential
This report shall not be reproduced except in full, without the written approval of UL Korea, Ltd.

11g Mode Low CH

11g Mode Middle CH

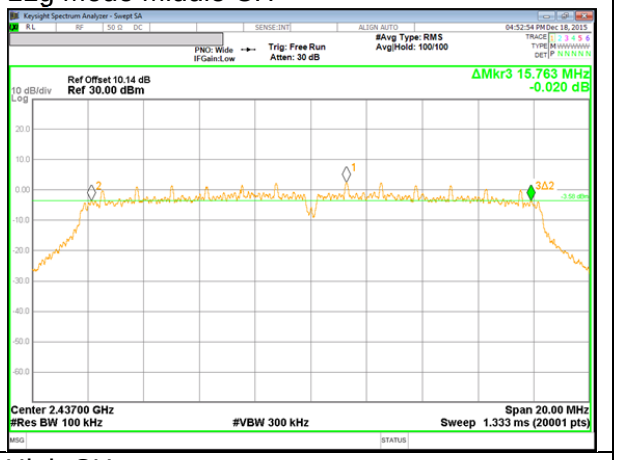

11g Mode High CH

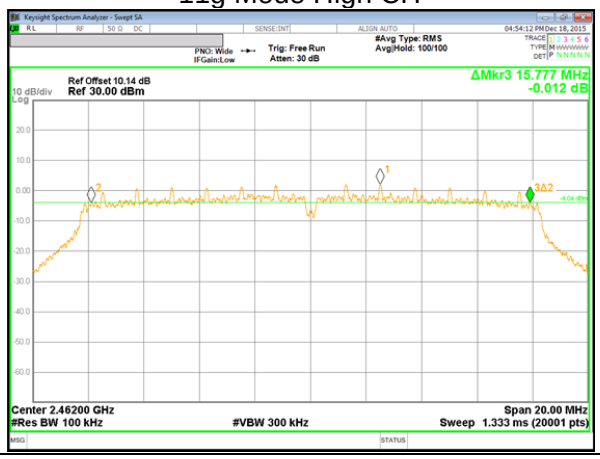

UL Korea, Ltd. Suwon Laboratory FORM ID: FCC_15C
218 Maeyeong-ro, Yeongtong-gu, Suwon-si, Gyeonggi-do, 16675, Korea TEL: (031) 337-9902 FAX: (031) 213-5433
UL Korea, Ltd. Confidential
This report shall not be reproduced except in full, without the written approval of UL Korea, Ltd.

11n HT20 Mode Low CH

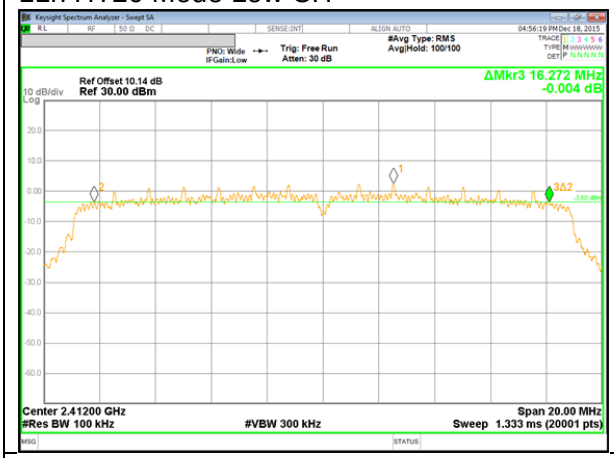

11n HT20 Mode Middle CH

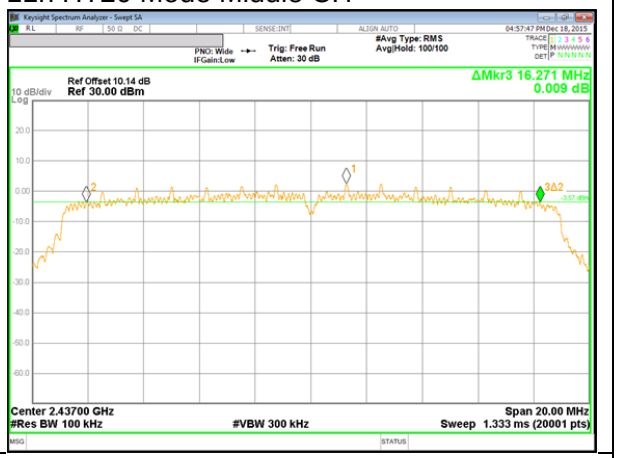

11n HT20 Mode High CH

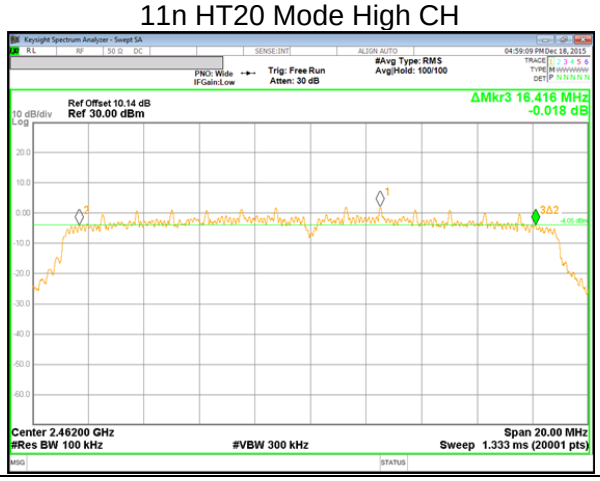

UL Korea, Ltd. Confidential
This report shall not be reproduced except in full, without the written approval of UL Korea, Ltd.

10.2. 99% BANDWIDTH

LIMITS

None; for reporting purposes only.

RESULTS

10.2.1. 802.11b MODE IN THE 2.4 GHz BAND

Channel	Frequency [MHz]	99% Bandwidth [MHz]
Low	2412	11.533
Mid	2437	11.604
High	2462	11.630
Worst		11.630

10.2.2. 802.11g MODE IN THE 2.4 GHz BAND

Channel	Frequency [MHz]	99% Bandwidth [MHz]
Low	2412	16.405
Mid	2437	16.417
High	2462	16.413
Worst		16.417

10.2.3. 802.11n HT20 MODE IN THE 2.4 GHz BAND

Channel	Frequency [MHz]	99% Bandwidth [MHz]
Low	2412	17.554
Mid	2437	17.552
High	2462	17.561
Worst		17.561

UL Korea, Ltd. Suwon Laboratory FORM ID: FCC_15C
218 Maeyeong-ro, Yeongtong-gu, Suwon-si, Gyeonggi-do, 16675, Korea TEL: (031) 337-9902 FAX: (031) 213-5433
UL Korea, Ltd. Confidential
This report shall not be reproduced except in full, without the written approval of UL Korea, Ltd.

10.2.4. 99% BANDWIDTH PLOTS

11b Mode Low CH

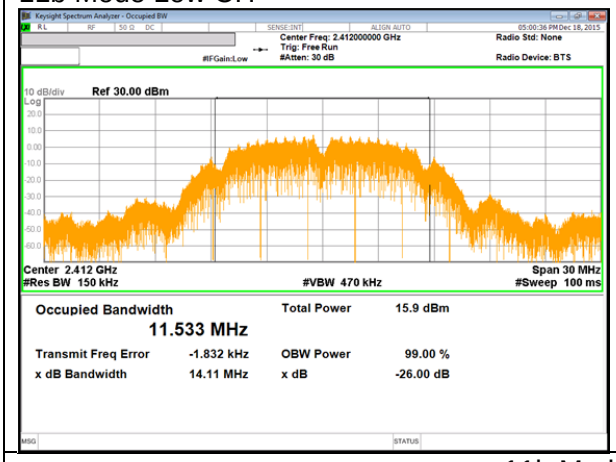

11b Mode Middle CH

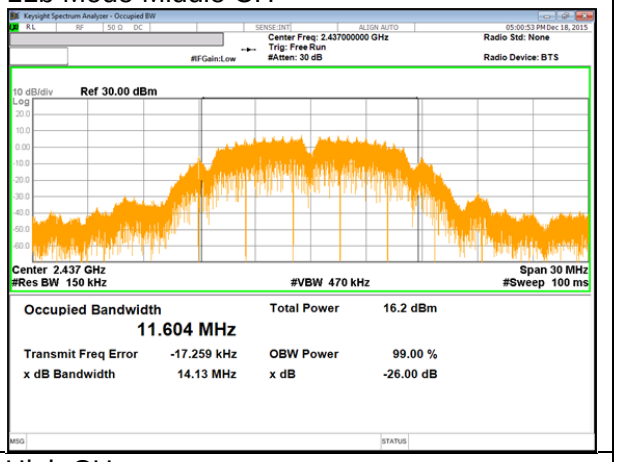

11b Mode High CH

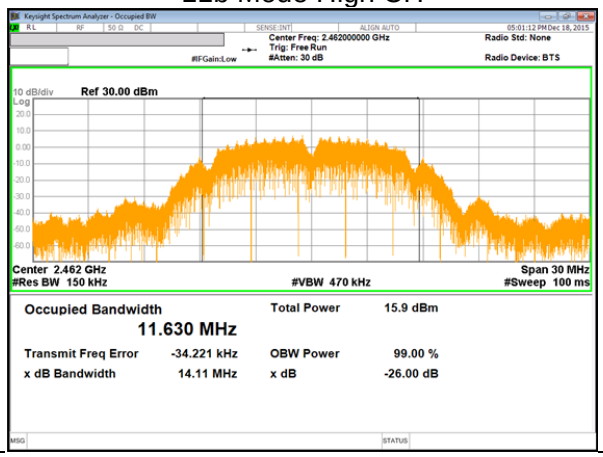

UL Korea, Ltd. Suwon Laboratory FORM ID: FCC_15C
218 Maeyeong-ro, Yeongtong-gu, Suwon-si, Gyeonggi-do, 16675, Korea TEL: (031) 337-9902 FAX: (031) 213-5433
UL Korea, Ltd. Confidential
This report shall not be reproduced except in full, without the written approval of UL Korea, Ltd.

11g Mode Low CH

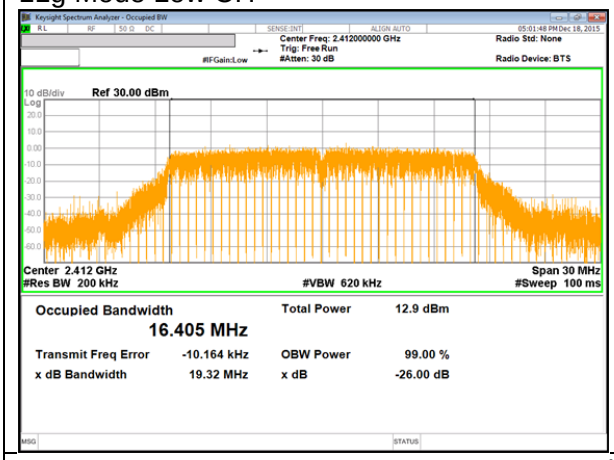

11g Mode Middle CH

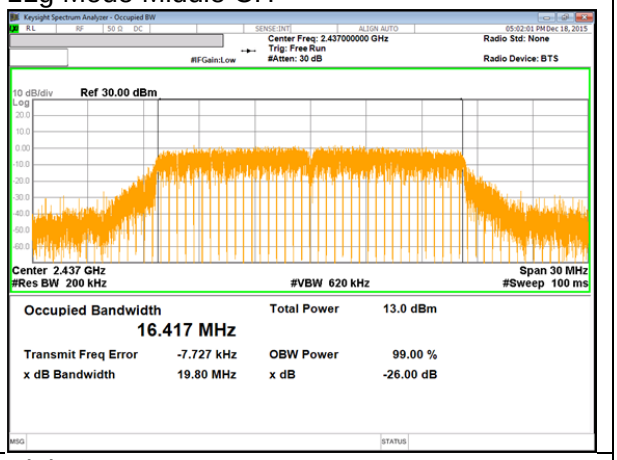

11g Mode High CH

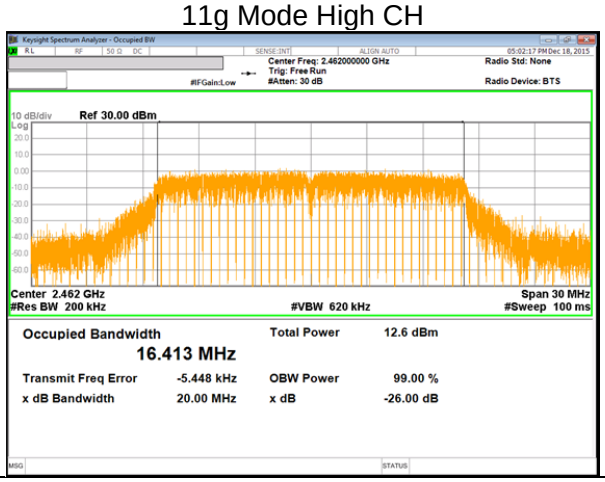

UL Korea, Ltd. Suwon Laboratory FORM ID: FCC_15C
218 Maeyeong-ro, Yeongtong-gu, Suwon-si, Gyeonggi-do, 16675, Korea TEL: (031) 337-9902 FAX: (031) 213-5433
UL Korea, Ltd. Confidential
This report shall not be reproduced except in full, without the written approval of UL Korea, Ltd.

11n HT20 Mode Low CH

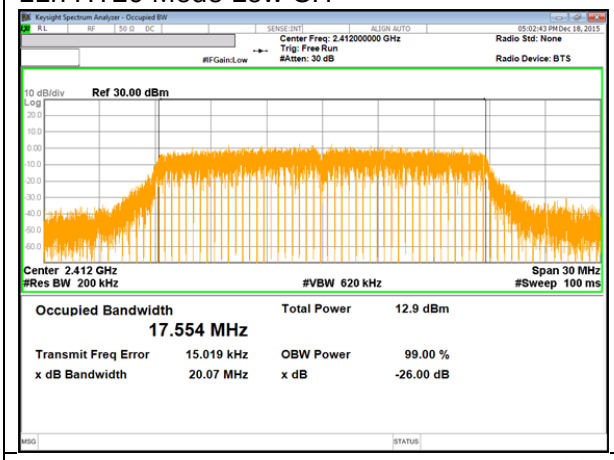

11n HT20 Mode Middle CH

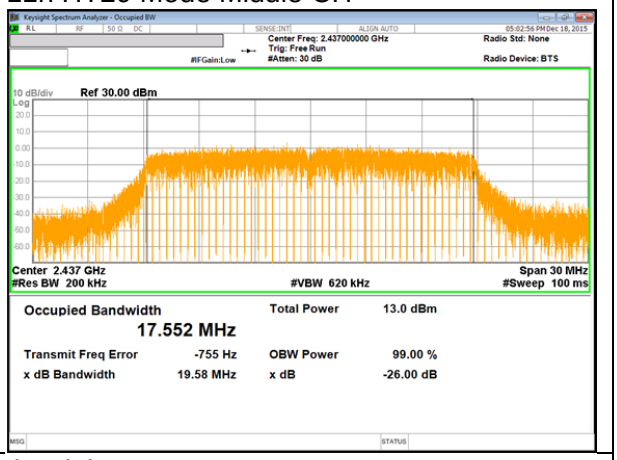

11n HT20 Mode High CH

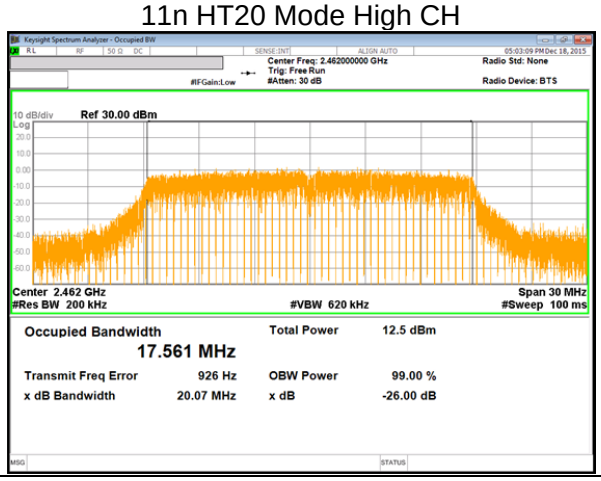

UL Korea, Ltd. Suwon Laboratory FORM ID: FCC_15C
218 Maeyeong-ro, Yeongtong-gu, Suwon-si, Gyeonggi-do, 16675, Korea TEL: (031) 337-9902 FAX: (031) 213-5433
UL Korea, Ltd. Confidential
This report shall not be reproduced except in full, without the written approval of UL Korea, Ltd.

10.3. OUTPUT POWER

LIMITS

FCC §15.247

For systems using digital modulation in the 902–928 MHz, 2400–2483.5 MHz, and 5725–5850 MHz bands: 1 Watt, based on the use of antennas with directional gains that do not exceed 6 dBi. If transmitting antennas of directional gain greater than 6 dBi are used, the conducted output power from the intentional radiator shall be reduced by the amount in dB that the directional gain of the antenna exceeds 6 dBi.

DIRECTIONAL ANTENNA GAIN

There is only one transmitter output, therefore the directional gain is equal to the antenna gain.

TEST PROCEDURE

The transmitter output is connected to a power meter.

The cable assembly insertion loss of 10.1 dB (including 10 dB pad and 0.1 dB cable) was entered as an offset in the power meter to allow for direct reading of power.

RESULTS

10.3.1. 802.11b MODE IN THE 2.4 GHz BAND

Limits

Channel	Frequency [MHz]	Directional Gain Primary [dBi]	FCC Power Limit [dBm]	IC Power Limit [dBm]	IC EIRP Limit [dBm]	Max Power [dBm]
Low	2412	0.40	30.00	30.00	36.00	30.00
Mid	2437	0.40	30.00	30.00	36.00	30.00
High	2462	0.40	30.00	30.00	36.00	30.00

Results

Channel	Frequency [MHz]	Primary Meas Power [dBm]	Total Corr'd Power [dBm]	Power Limit [dBm]	Margin [dB]
Low	2412	16.35	16.35	36.00	-19.65
Mid	2437	16.46	16.46	36.00	-19.54
High	2462	16.06	16.06	36.00	-19.94
Worst			16.46	36.00	-19.54

UL Korea, Ltd. Confidential
This report shall not be reproduced except in full, without the written approval of UL Korea, Ltd.

10.3.2. 802.11g MODE IN THE 2.4 GHz BAND

Limits

Channel	Frequency [MHz]	Directional Gain Primary [dBi]	FCC Power Limit [dBm]	IC Power Limit [dBm]	IC EIRP Limit [dBm]	Max Power [dBm]
Low	2412	0.40	30.00	30.00	36.00	30.00
Mid	2437	0.40	30.00	30.00	36.00	30.00
High	2462	0.40	30.00	30.00	36.00	30.00

Results

Channel	Frequency [MHz]	Primary Meas Power [dBm]	Total Corr'd Power [dBm]	Power Limit [dBm]	Margin [dB]
Low	2412	13.44	13.44	36.00	-22.56
Mid	2437	13.47	13.47	36.00	-22.53
High	2462	13.06	13.06	36.00	-22.94
Worst			13.47	36.00	-22.53

10.3.3. 802.11n HT20 MODE IN THE 2.4 GHz BAND

Limits

Channel	Frequency [MHz]	Directional Gain Primary [dBi]	FCC Power Limit [dBm]	IC Power Limit [dBm]	IC EIRP Limit [dBm]	Max Power [dBm]
Low	2412	0.40	30.00	30.00	36.00	30.00
Mid	2437	0.40	30.00	30.00	36.00	30.00
High	2462	0.40	30.00	30.00	36.00	30.00

Results

Channel	Frequency [MHz]	Primary Meas Power [dBm]	Total Corr'd Power [dBm]	Power Limit [dBm]	Margin [dB]
Low	2412	13.44	13.44	36.00	-22.56
Mid	2437	13.43	13.43	36.00	-22.57
High	2462	12.99	12.99	36.00	-23.01
Worst			13.44	36.00	-22.56

UL Korea, Ltd. Suwon Laboratory FORM ID: FCC_15C
218 Maeyeong-ro, Yeongtong-gu, Suwon-si, Gyeonggi-do, 16675, Korea TEL: (031) 337-9902 FAX: (031) 213-5433
UL Korea, Ltd. Confidential
This report shall not be reproduced except in full, without the written approval of UL Korea, Ltd.

10.4. PSD

LIMITS

FCC §15.247

The power spectral density conducted from the transmitter to the antenna shall not be greater than 8 dBm in any 3 kHz band during any time interval of continuous transmission.

TEST PROCEDURE

Power Spectral Density was performed utilizing the “Method AVGPSD-2” under KDB558074 D01 DTS Meas Guidance v03r03

UL Korea, Ltd. Suwon Laboratory FORM ID: FCC_15C
218 Maeyeong-ro, Yeongtong-gu, Suwon-si, Gyeonggi-do, 16675, Korea TEL: (031) 337-9902 FAX: (031) 213-5433
UL Korea, Ltd. Confidential
This report shall not be reproduced except in full, without the written approval of UL Korea, Ltd.

RESULTS

10.4.1. 802.11b MODE IN THE 2.4 GHz BAND

PSD Results

Channel	Frequency [MHz]	PSD Meas [dBm]	Duty Factor [dB]	Final PSD [dBm]	Limit [dBm]	Margin [dB]
Low	2412	-13.576	0.00	-13.576	8.00	-21.576
Mid	2437	-13.409	0.00	-13.409	8.00	-21.409
High	2462	-15.245	0.00	-15.245	8.00	-23.245

10.4.2. 802.11g MODE IN THE 2.4 GHz BAND

PSD Results

Channel	Frequency [MHz]	PSD Meas [dBm]	Duty Factor [dB]	Final PSD [dBm]	Limit [dBm]	Margin [dB]
Low	2412	-18.005	0.29	-17.715	8.00	-26.005
Mid	2437	-17.726	0.29	-17.436	8.00	-25.726
High	2462	-17.346	0.29	-17.056	8.00	-25.346

10.4.3. 802.11n HT20 MODE IN THE 2.4 GHz BAND

PSD Results

Channel	Frequency [MHz]	PSD Meas [dBm]	Duty Factor [dB]	Final PSD [dBm]	Limit [dBm]	Margin [dB]
Low	2412	-18.149	0.34	-17.809	8.00	-26.149
Mid	2437	-17.7	0.34	-17.360	8.00	-25.700
High	2462	-17.019	0.34	-16.679	8.00	-25.019

UL Korea, Ltd. Suwon Laboratory FORM ID: FCC_15C
218 Maeyeong-ro, Yeongtong-gu, Suwon-si, Gyeonggi-do, 16675, Korea TEL: (031) 337-9902 FAX: (031) 213-5433
UL Korea, Ltd. Confidential
This report shall not be reproduced except in full, without the written approval of UL Korea, Ltd.

10.4.4. PSD PLOTS

11b Mode Low CH

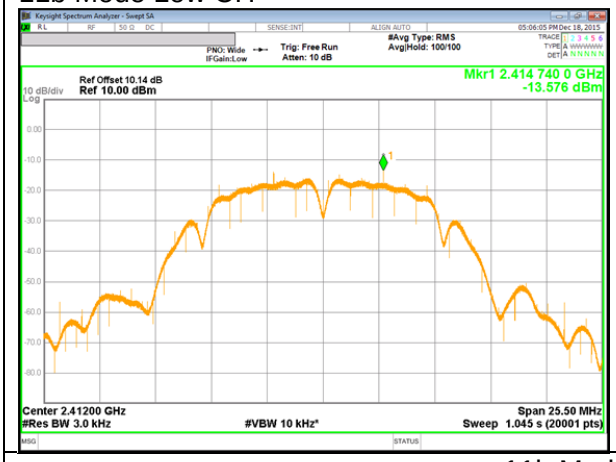

11b Mode Middle CH

11b Mode High CH

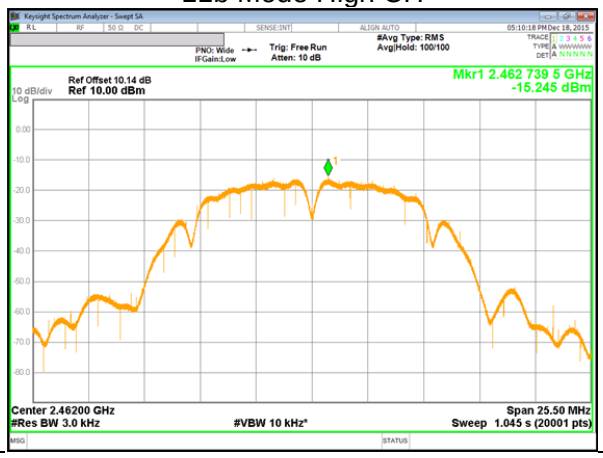

UL Korea, Ltd. Confidential
This report shall not be reproduced except in full, without the written approval of UL Korea, Ltd.

11g Mode Low CH

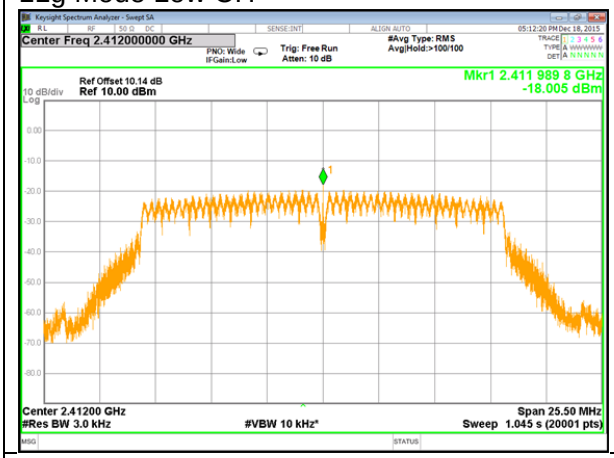

11g Mode Middle CH

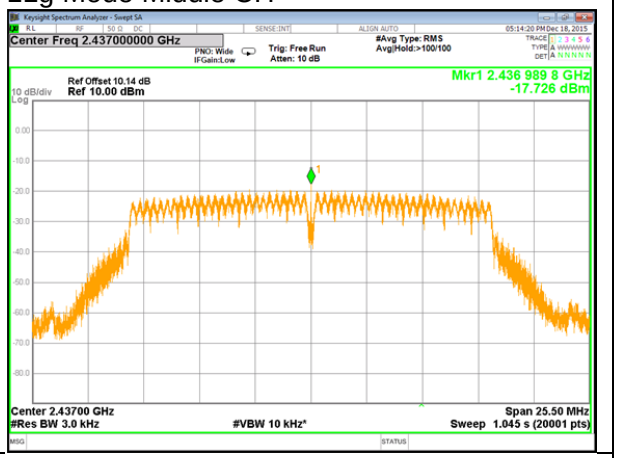

11g Mode High CH

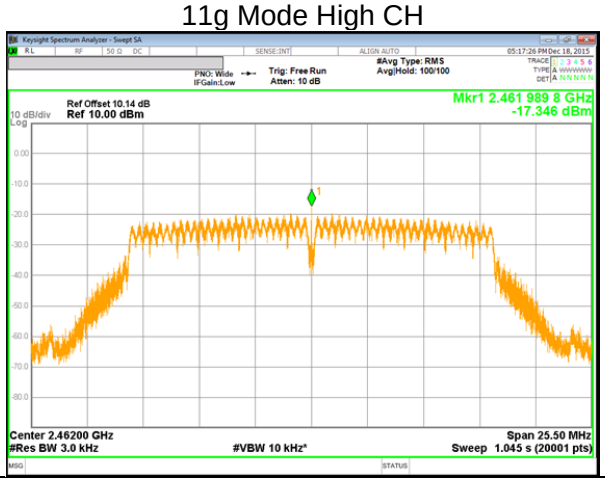

UL Korea, Ltd. Suwon Laboratory FORM ID: FCC_15C
218 Maeyeong-ro, Yeongtong-gu, Suwon-si, Gyeonggi-do, 16675, Korea TEL: (031) 337-9902 FAX: (031) 213-5433
UL Korea, Ltd. Confidential
This report shall not be reproduced except in full, without the written approval of UL Korea, Ltd.

11n HT20 Mode Low CH

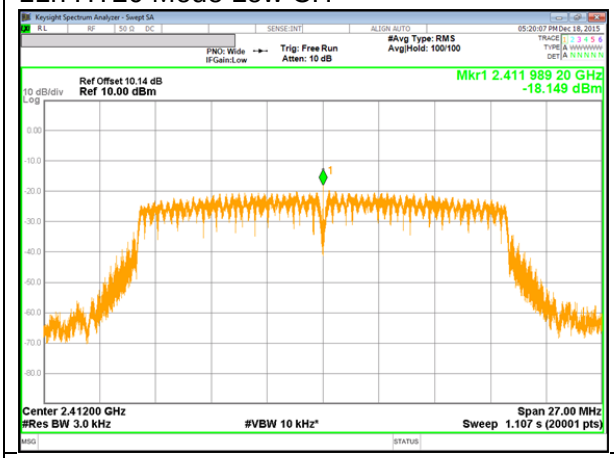

11n HT20 Mode Middle CH

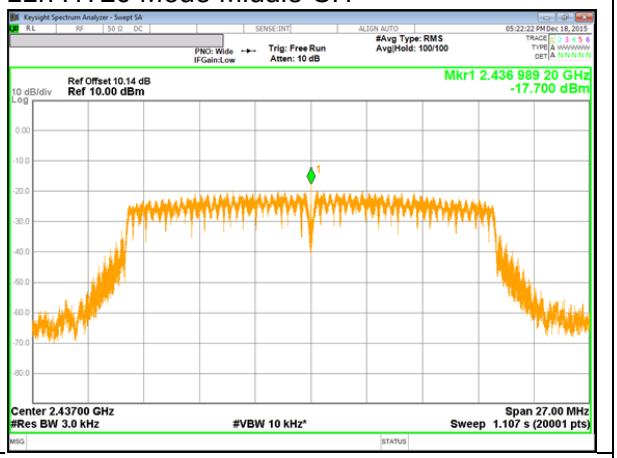

11n HT20 Mode High CH

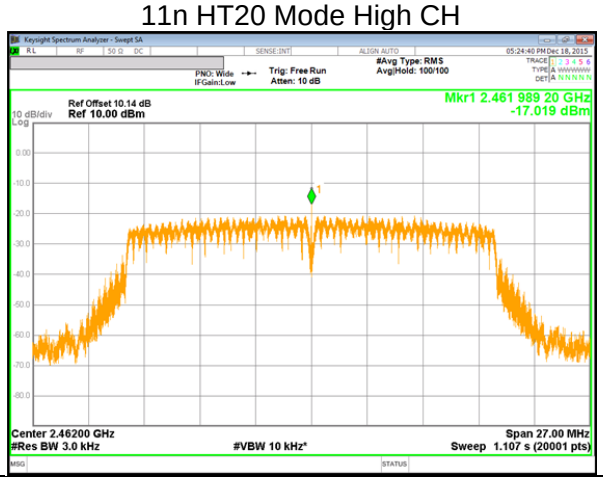

UL Korea, Ltd. Suwon Laboratory FORM ID: FCC_15C
218 Maeyeong-ro, Yeongtong-gu, Suwon-si, Gyeonggi-do, 16675, Korea TEL: (031) 337-9902 FAX: (031) 213-5433
UL Korea, Ltd. Confidential
This report shall not be reproduced except in full, without the written approval of UL Korea, Ltd.

10.5. OUT-OF-BAND EMISSIONS

LIMITS

FCC §15.247 (d)

In any 100 kHz bandwidth outside the frequency band in which the spread spectrum or digitally modulated intentional radiator is operating, the radio frequency power that is produced by the intentional radiator shall be at least 20 dB below that in the 100 kHz bandwidth within the band that contains the highest level of the desired power, based on either an RF conducted or a radiated measurement, provided the transmitter demonstrates compliance with the peak conducted power limits. If the transmitter complies with the conducted power limits based on the use of RMS averaging over a time interval, as permitted under paragraph (b)(3) of this section, the attenuation required under this paragraph shall be 30 dB instead of 20 dB. Attenuation below the general limits specified in §15.209(a) is not required.

TEST PROCEDURE

The transmitter output is connected to a spectrum analyzer with RBW = 100 kHz, VBW = 300 kHz, peak detector, and max hold. Measurements utilizing these settings are made of the in-band reference level, bandedge (where measurements to the general radiated limits will not be made) and out-of-band emissions.

UL Korea, Ltd. Suwon Laboratory FORM ID: FCC_15C
218 Maeyeong-ro, Yeongtong-gu, Suwon-si, Gyeonggi-do, 16675, Korea TEL: (031) 337-9902 FAX: (031) 213-5433
UL Korea, Ltd. Confidential
This report shall not be reproduced except in full, without the written approval of UL Korea, Ltd.

RESULTS

10.5.1. 802.11b MODE IN THE 2.4 GHz BAND

Low Channel BandEdge

Low Channel Spurious

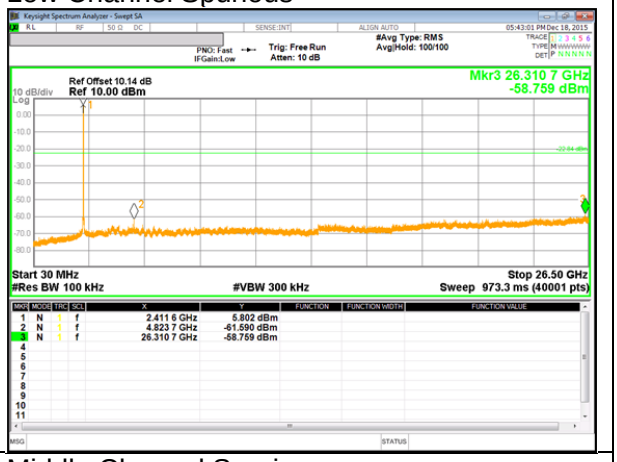

Middle Channel BandEdge

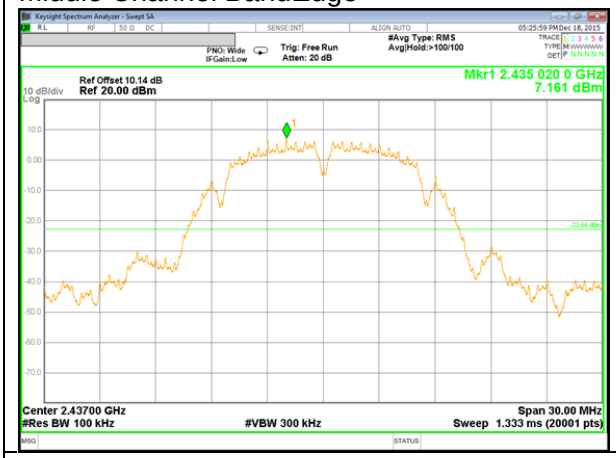

Middle Channel Spurious

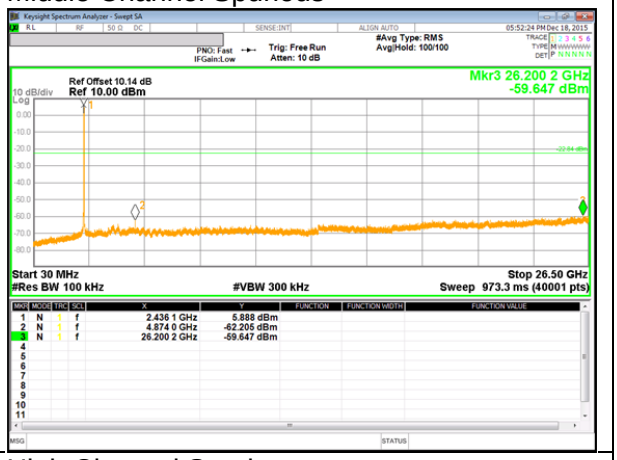

High Channel BandEdge

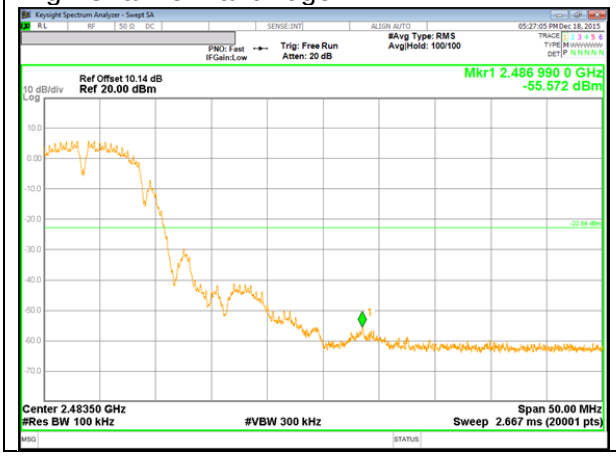

High Channel Spurious

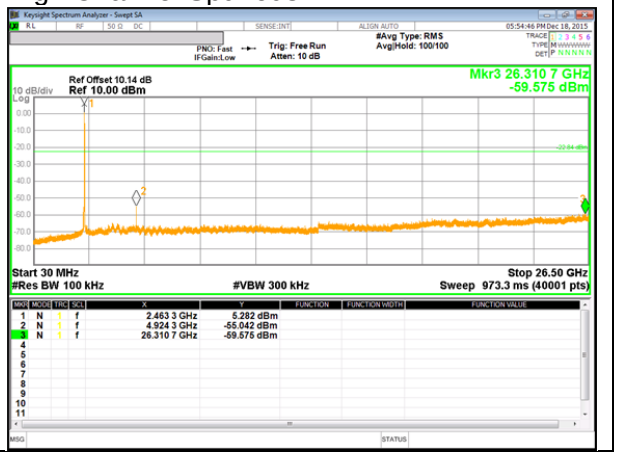

UL Korea, Ltd. Suwon Laboratory FORM ID: FCC_15C
218 Maeyeong-ro, Yeongtong-gu, Suwon-si, Gyeonggi-do, 16675, Korea TEL: (031) 337-9902 FAX: (031) 213-5433
UL Korea, Ltd. Confidential
This report shall not be reproduced except in full, without the written approval of UL Korea, Ltd.

10.5.2. 802.11g MODE IN THE 2.4 GHz BAND

Low Channel BandEdge

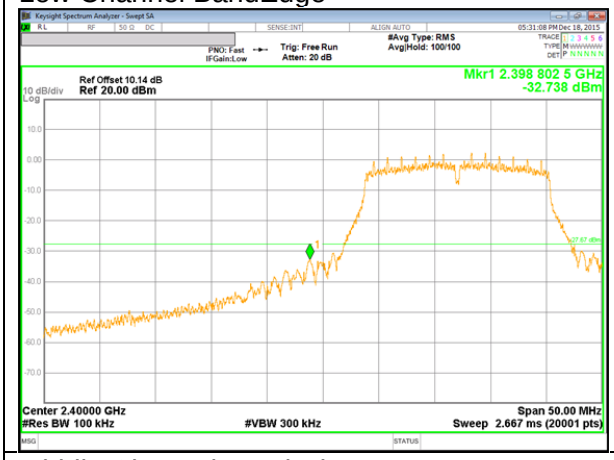

Low Channel Spurious

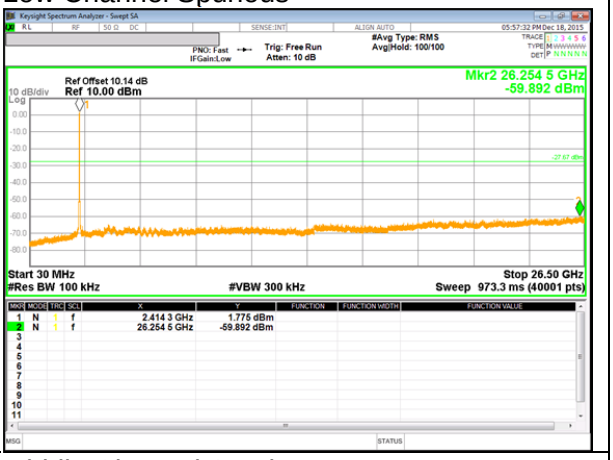

Middle Channel BandEdge

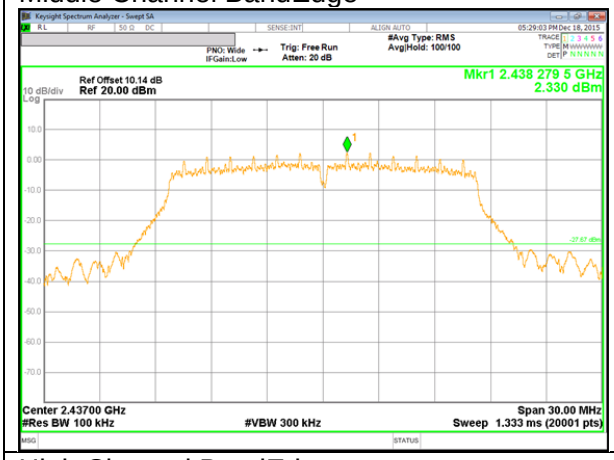

Middle Channel Spurious

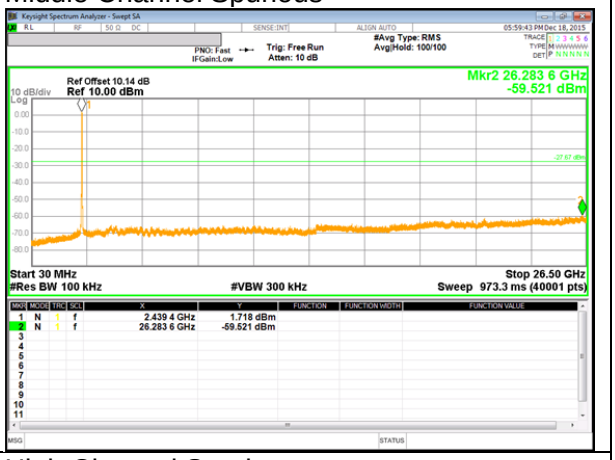

High Channel BandEdge

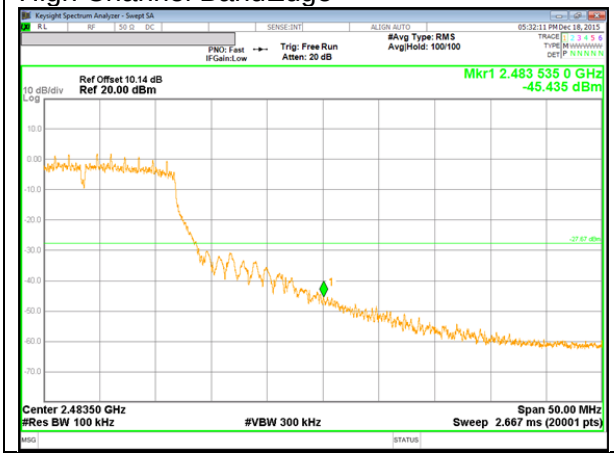

High Channel Spurious

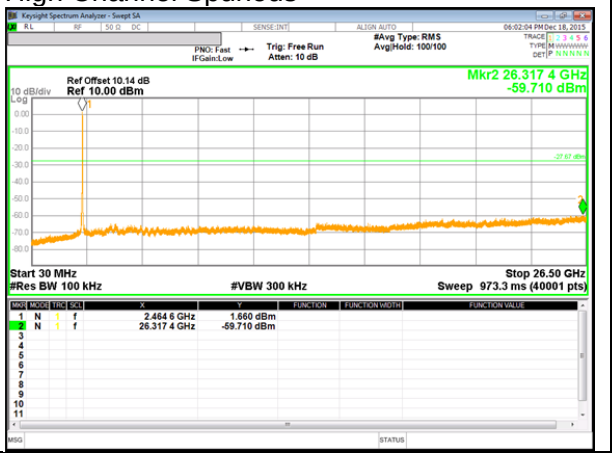

UL Korea, Ltd. Suwon Laboratory FORM ID: FCC_15C
218 Maeyeong-ro, Yeongtong-gu, Suwon-si, Gyeonggi-do, 16675, Korea TEL: (031) 337-9902 FAX: (031) 213-5433
UL Korea, Ltd. Confidential
This report shall not be reproduced except in full, without the written approval of UL Korea, Ltd.

10.5.3. 802.11n HT20 MODE IN THE 2.4 GHz BAND

Low Channel BandEdge

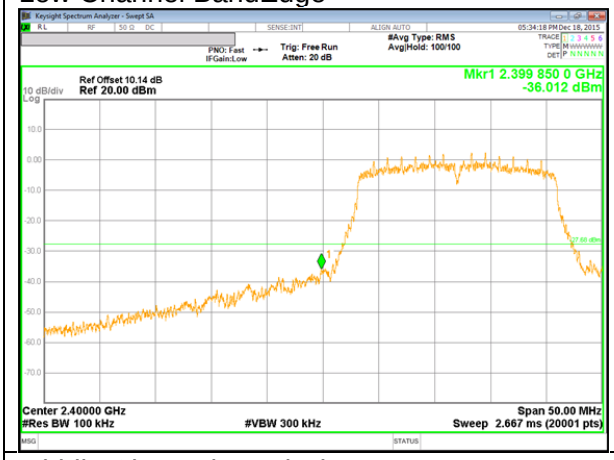

Low Channel Spurious

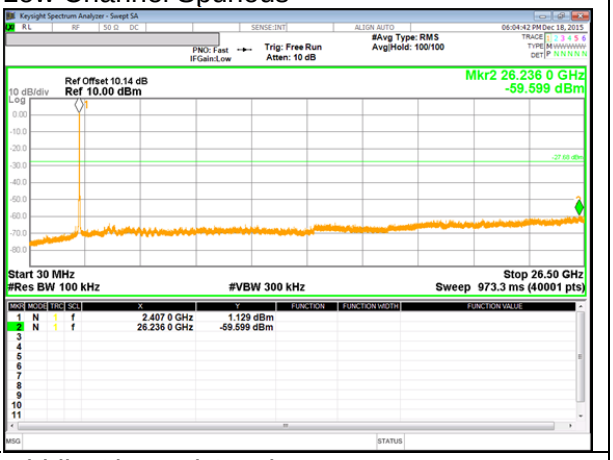

Middle Channel BandEdge

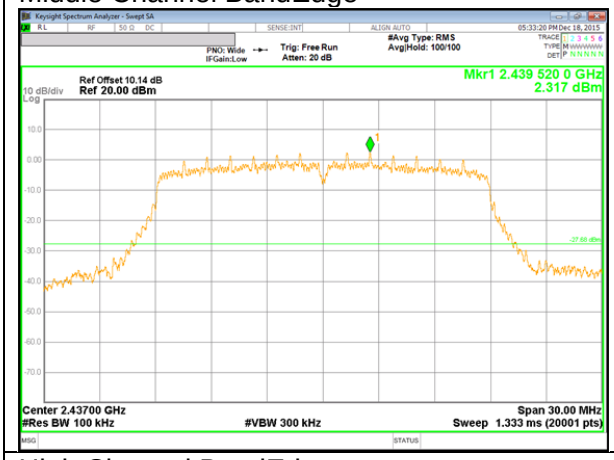

Middle Channel Spurious

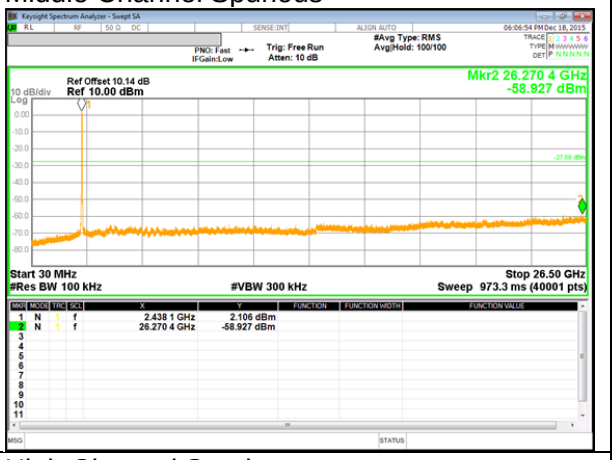

High Channel BandEdge

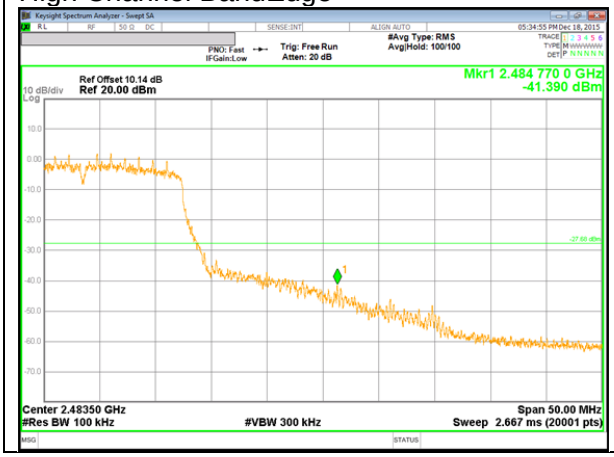

High Channel Spurious

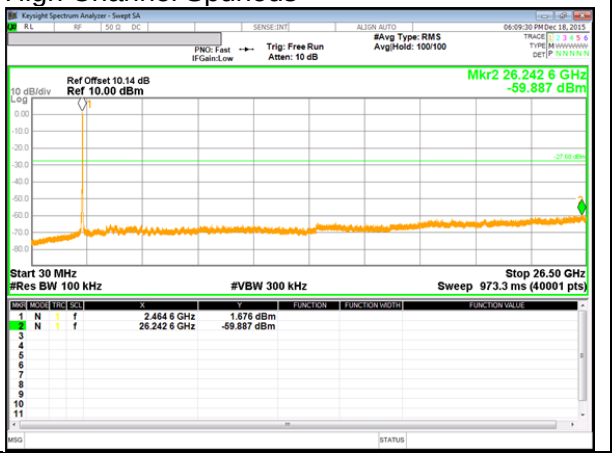

UL Korea, Ltd. Suwon Laboratory FORM ID: FCC_15C
218 Maeyeong-ro, Yeongtong-gu, Suwon-si, Gyeonggi-do, 16675, Korea TEL: (031) 337-9902 FAX: (031) 213-5433
UL Korea, Ltd. Confidential
This report shall not be reproduced except in full, without the written approval of UL Korea, Ltd.

11. RADIATED TEST RESULTS

11.1. LIMITS AND PROCEDURE

LIMITS

FCC §15.205 and §15.209

Frequency Range (MHz)	Field Strength Limit (uV/m) at 3 m	Field Strength Limit (dBuV/m) at 3 m
30 - 88	100	40
88 - 216	150	43.5
216 - 960	200	46
Above 960	500	54

TEST PROCEDURE

The EUT is placed on a non-conducting table 80 cm above the ground plane. The antenna to EUT distance is 3 meters.

For measurements below 1 GHz the resolution bandwidth is set to 100 kHz for peak detection measurements or 120 kHz for quasi-peak detection measurements. Peak detection is used unless otherwise noted as quasi-peak.

For measurements above 1 GHz the resolution bandwidth is set to 1 MHz; the video bandwidth is set to 3 MHz for peak measurements and add duty cycle factor for average measurements. Duty cycle factor= 10log (1/x) For this sample B mode = 0dB (duty cycle >98%); G mode = 0.29dB; N mode = 0.34dB.

The spectrum from 30 MHz to 40 GHz is investigated with the transmitter set to the lowest, middle, and highest channels in each applicable band.

The frequency range of interest is monitored at a fixed antenna height and EUT azimuth. The EUT is rotated through 360 degrees to maximize emissions received. The antenna is scanned from 1 to 4 meters above the ground plane to further maximize the emission. Measurements are made with the antenna polarized in both the vertical and the horizontal positions.

UL Korea, Ltd. Suwon Laboratory FORM ID: FCC_15C
218 Maeyeong-ro, Yeongtong-gu, Suwon-si, Gyeonggi-do, 16675, Korea TEL: (031) 337-9902 FAX: (031) 213-5433
UL Korea, Ltd. Confidential
This report shall not be reproduced except in full, without the written approval of UL Korea, Ltd.

11.2. TRANSMITTER ABOVE 1 GHz

11.2.1. TX ABOVE 1 GHz 802.11b MODE IN THE 2.4 GHz BAND

RESTRICTED BANDEDGE (LOW CHANNEL)

HORIZONTAL PEAK AND AVERAGE PLOT

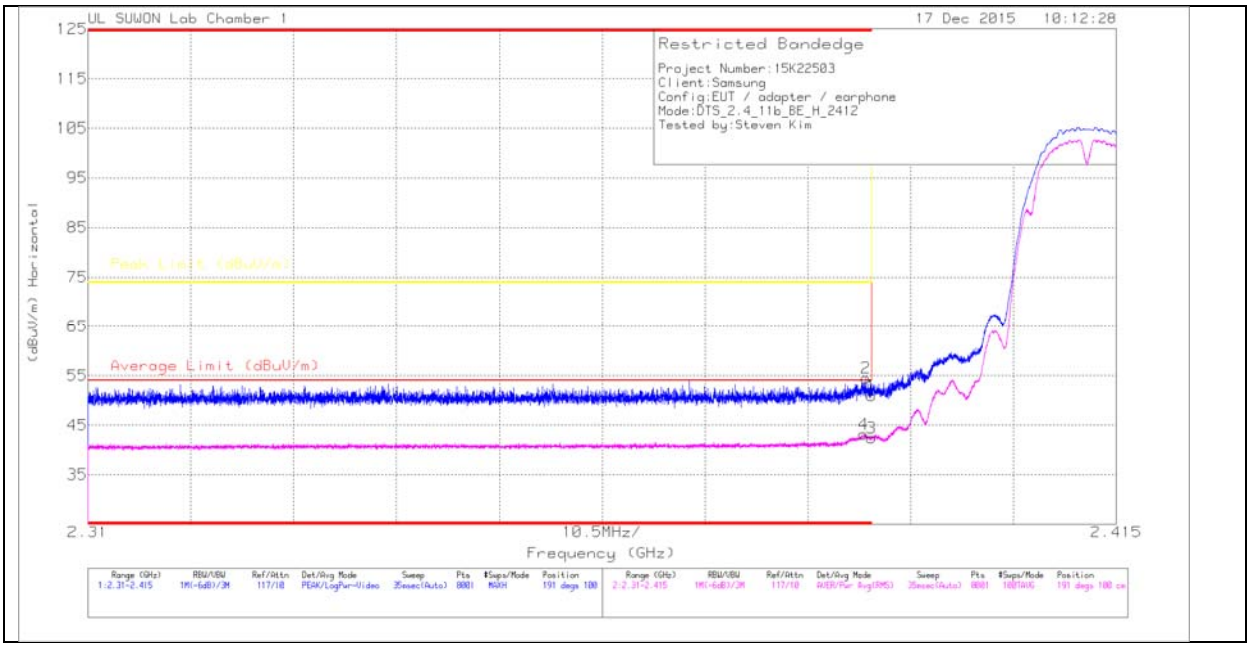

HORIZONTAL DATA

Trace Markers

Marker	Frequency (GHz)	Meter Reading (dBuV)	Det	3117(00168717)_150619	Path_2	DC Corr (dB)	Corrected Reading (dBuV/m)	Average Limit (dBuV/m)	Margin (dB)	Peak Limit (dBuV/m)	PK Margin (dB)	Azimuth (Degs)	Height (cm)	Polarity
1	* 2.39	48.13	Pk	31.8	-29	0	50.93	-	-	74	-23.07	191	100	H
2	* 2.389	51.7	Pk	31.8	-29	0	54.5	-	-	74	-19.5	191	100	H
3	* 2.39	39.66	RMS	31.8	-29	0	42.46	54	-11.54	-	-	191	100	H
4	* 2.389	40.34	RMS	31.8	-29	0	43.14	54	-10.86	-	-	191	100	H

* - indicates frequency in CFR15.205/IC7.2.2 Restricted Band

Pk - Peak detector

RMS - RMS detection

UL Korea, Ltd. Suwon Laboratory FORM ID: FCC_15C
218 Maeyeong-ro, Yeongtong-gu, Suwon-si, Gyeonggi-do, 16675, Korea TEL: (031) 337-9902 FAX: (031) 213-5433
UL Korea, Ltd. Confidential
This report shall not be reproduced except in full, without the written approval of UL Korea, Ltd.

VERTICAL PEAK AND AVERAGE PLOT

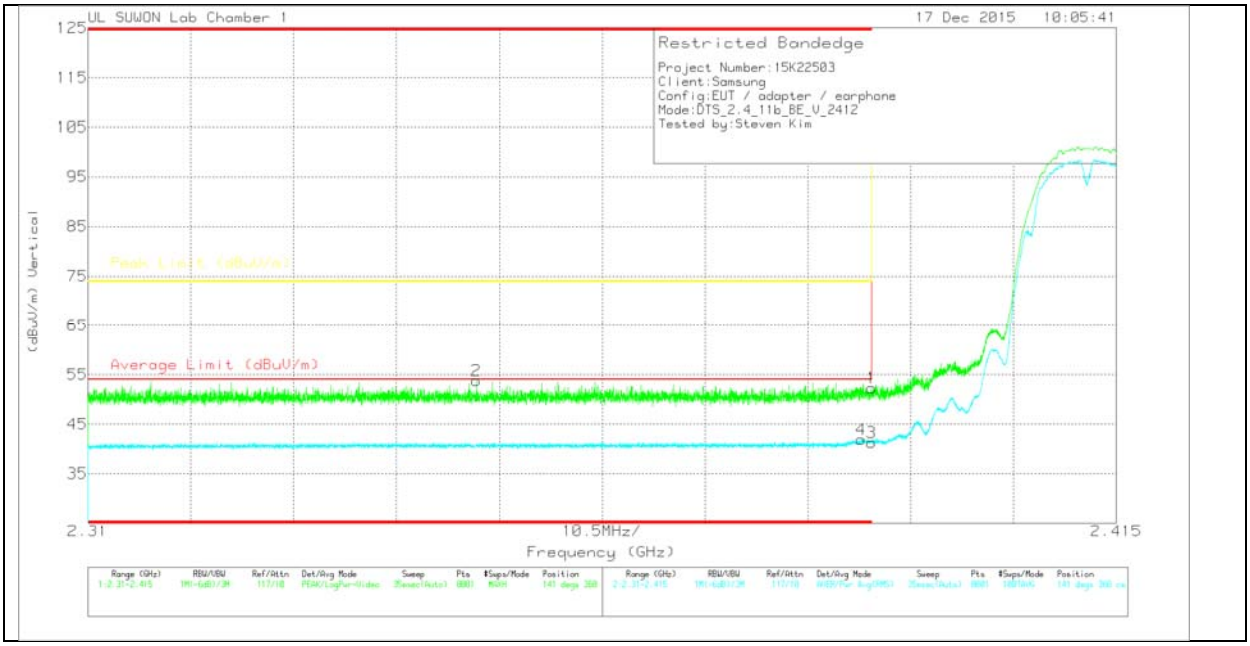

VERTICAL DATA

Trace Markers

Marker	Frequency (GHz)	Meter Reading (dBuV)	Det	3117(00168717)_150619	Path_2	DC Corr (dB)	Corrected Reading (dBuV/m)	Average Limit (dBuV/m)	Margin (dB)	Peak Limit (dBuV/m)	PK Margin (dB)	Azimuth (Degs)	Height (cm)	Polarity
1	* 2.39	49.49	Pk	31.8	-29	0	52.29	-	-	74	-21.71	141	368	V
2	* 2.35	51.1	Pk	31.7	-29	0	53.8	-	-	74	-20.2	141	368	V
3	* 2.39	38.55	RMS	31.8	-29	0	41.35	54	-12.65	-	-	141	368	V
4	* 2.389	39.16	RMS	31.8	-29	0	41.96	54	-12.04	-	-	141	368	V

* - indicates frequency in CFR15.205/IC7.2.2 Restricted Band

Pk - Peak detector

RMS - RMS detection

UL Korea, Ltd. Suwon Laboratory FORM ID: FCC_15C
218 Maeyeong-ro, Yeongtong-gu, Suwon-si, Gyeonggi-do, 16675, Korea TEL: (031) 337-9902 FAX: (031) 213-5433
UL Korea, Ltd. Confidential
This report shall not be reproduced except in full, without the written approval of UL Korea, Ltd.

AUTHORIZED BANDEDGE (HIGH CHANNEL)

HORIZONTAL PEAK AND AVERAGE PLOT

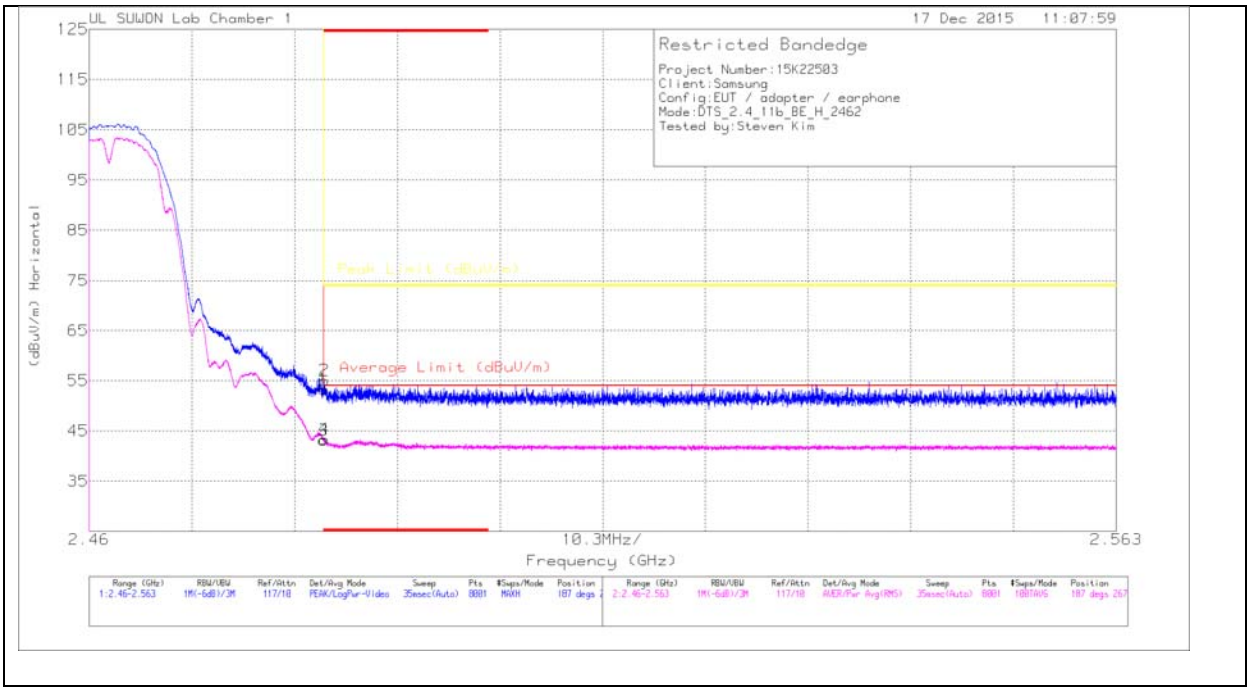

HORIZONTAL DATA

Trace Markers

Marker	Frequency (GHz)	Meter Reading (dBuV)	Det	3117(00168717)_150619	Path_2	DC Corr (dB)	Corrected Reading (dBuV/m)	Average Limit (dBuV/m)	Margin (dB)	Peak Limit (dBuV/m)	PK Margin (dB)	Azimuth (Degs)	Height (cm)	Polarity
1	* 2.484	49.61	Pk	32	-28.3	0	53.31	-	-	74	-20.69	187	267	H
2	* 2.484	51.32	Pk	32	-28.3	0	55.02	-	-	74	-18.98	187	267	H
3	* 2.484	39.45	RMS	32	-28.3	0	43.15	54	-10.85	-	-	187	267	H
4	* 2.484	39.65	RMS	32	-28.3	0	43.35	54	-10.65	-	-	187	267	H

* - indicates frequency in CFR15.205/IC7.2.2 Restricted Band

Pk - Peak detector

RMS - RMS detection

UL Korea, Ltd. Suwon Laboratory FORM ID: FCC_15C
218 Maeyeong-ro, Yeongtong-gu, Suwon-si, Gyeonggi-do, 16675, Korea TEL: (031) 337-9902 FAX: (031) 213-5433
UL Korea, Ltd. Confidential
This report shall not be reproduced except in full, without the written approval of UL Korea, Ltd.

VERTICAL PEAK AND AVERAGE PLOT

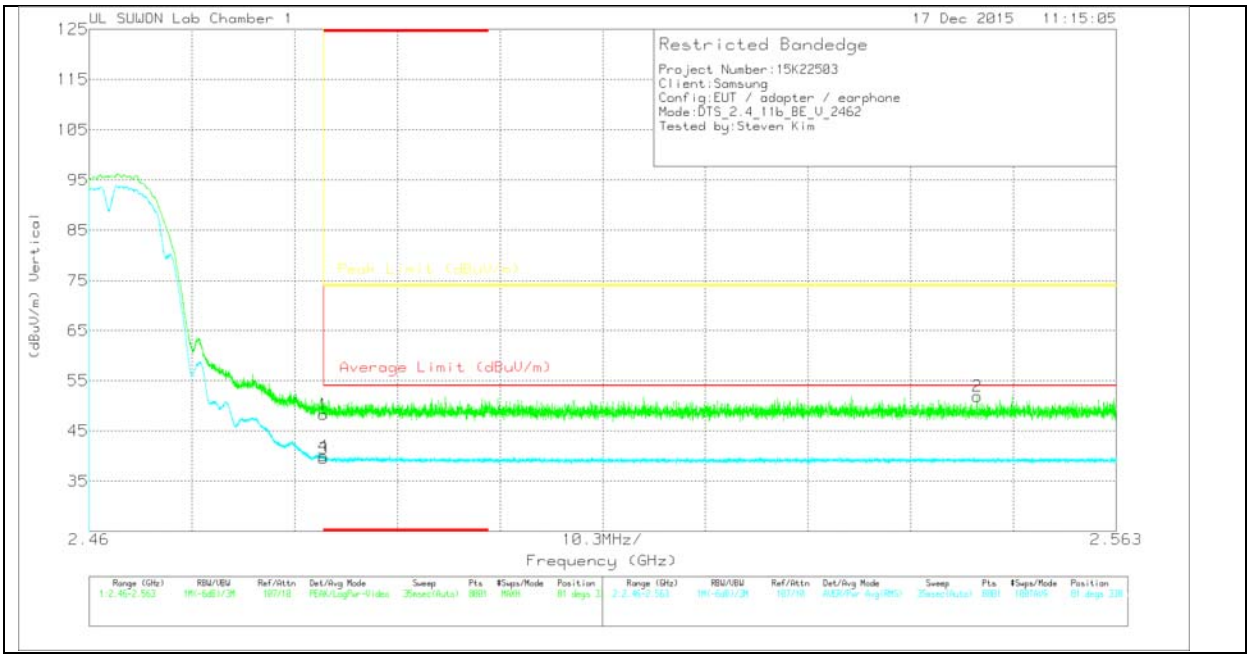

VERTICAL DATA

Trace Markers

Marker	Frequency (GHz)	Meter Reading (dBuV)	Det	3117(00168717)_150619	Path_2	DC Corr (dB)	Corrected Reading (dBuV/m)	Average Limit (dBuV/m)	Margin (dB)	Peak Limit (dBuV/m)	PK Margin (dB)	Azimuth (Degs)	Height (cm)	Polarity
1	* 2.484	44.56	Pk	32	-28.3	0	48.26	-	-	74	-25.74	81	338	V
2	2.549	48.1	Pk	32	-28.2	0	51.9	-	-	74	-22.1	81	338	V
3	* 2.484	35.8	RMS	32	-28.3	0	39.5	54	-14.5	-	-	81	338	V
4	* 2.484	36.32	RMS	32	-28.3	0	40.02	54	-13.98	-	-	81	338	V

* - indicates frequency in CFR15.205/IC7.2.2 Restricted Band

Pk - Peak detector

RMS - RMS detection

UL Korea, Ltd. Suwon Laboratory FORM ID: FCC_15C
218 Maeyeong-ro, Yeongtong-gu, Suwon-si, Gyeonggi-do, 16675, Korea TEL: (031) 337-9902 FAX: (031) 213-5433
UL Korea, Ltd. Confidential
This report shall not be reproduced except in full, without the written approval of UL Korea, Ltd.

HARMONICS AND SPURIOUS EMISSIONS

LOW CHANNEL HORIZONTAL

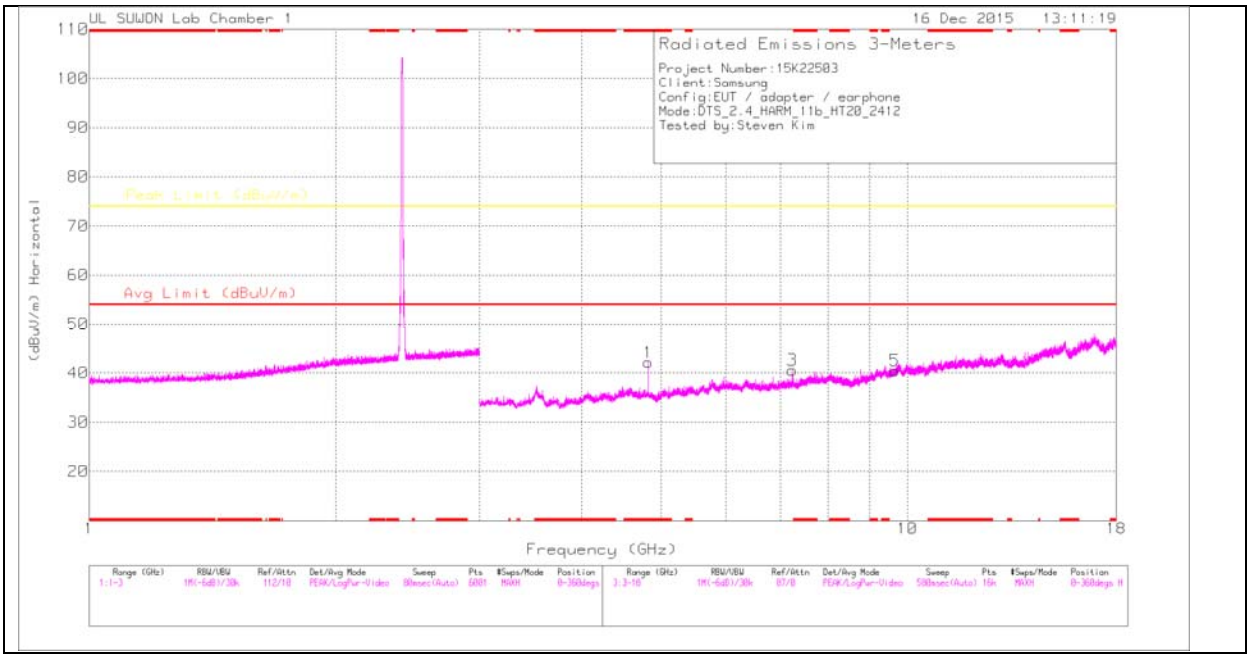

LOW CHANNEL VERTICAL

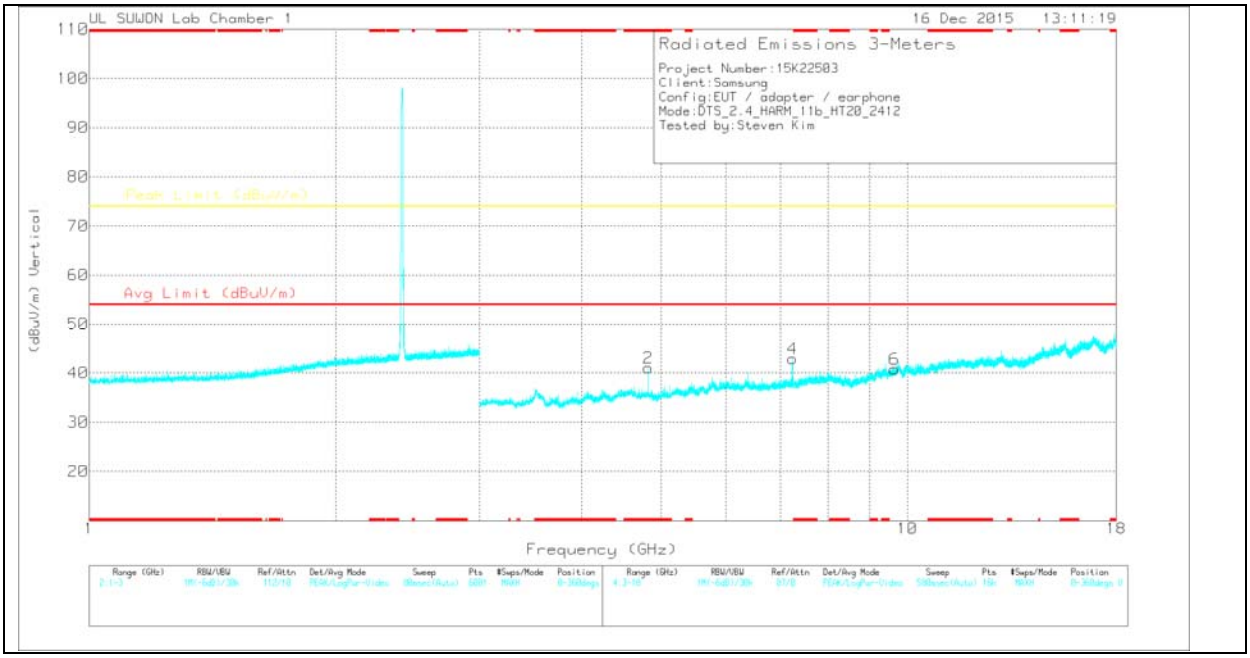

Note: Emission was scanned up to 26GHz; No emissions were detected above the noise floor which was at least 20dB below the specification limit.

UL Korea, Ltd. Suwon Laboratory FORM ID: FCC_15C
218 Maeyeong-ro, Yeongtong-gu, Suwon-si, Gyeonggi-do, 16675, Korea TEL: (031) 337-9902 FAX: (031) 213-5433
UL Korea, Ltd. Confidential
This report shall not be reproduced except in full, without the written approval of UL Korea, Ltd.

LOW CHANNEL DATA

Trace Markers

Marker	Frequency (GHz)	Meter Reading (dBuV)	Det	3117(00168717)_150619	Path_3	DC Corr (dB)	Corrected Reading (dBuV/m)	Avg Limit (dBuV/m)	Margin (dB)	Peak Limit (dBuV/m)	Margin (dB)	Azimuth (Degs)	Height (cm)	Polarity
1	* 4.823	41.93	PK	34	-33.8	0	42.13	-	-	74	-31.87	0-360	100	H
3	7.234	35.78	PK	35.7	-30.9	0	40.58	-	-	74	-33.42	0-360	200	H
5	9.653	30.87	PK	37.1	-27.5	0	40.47	-	-	74	-33.53	0-360	200	H
2	* 4.823	40.81	PK	34	-33.8	0	41.01	-	-	74	-32.99	0-360	100	V
4	7.237	38.08	PK	35.7	-30.9	0	42.88	-	-	74	-31.12	0-360	100	V
6	9.645	31.1	PK	37.1	-27.4	0	40.8	-	-	74	-33.2	0-360	200	V

* - indicates frequency in CFR15.205/IC7.2.2 Restricted Band

PK – Peak Detector

Radiated Emissions

Frequency (GHz)	Meter Reading (dBuV)	Det	3117(00168717)_150619	Path_3	DC Corr (dB)	Corrected Reading (dBuV/m)	Avg Limit (dBuV/m)	Margin (dB)	Peak Limit (dBuV/m)	Margin (dB)	Azimuth (Degs)	Height (cm)	Polarity
* 4.824	49.59	PK2	34	-33.8	0	49.79	-	-	74	-24.21	0	101	H
* 4.824	41.41	MAv1	34	-33.8	0	41.61	54	-12.39	-	-	0	101	H
7.235	46.58	PK2	35.7	-30.9	0	51.38	-	-	74	-22.62	38	283	H
* 4.824	49.56	PK2	34	-33.8	0	49.76	-	-	74	-24.24	172	100	V
* 4.824	40.52	MAv1	34	-33.8	0	40.72	54	-13.28	-	-	172	100	V
7.237	47.63	PK2	35.7	-30.9	0	52.43	-	-	74	-21.57	28	100	V

* - indicates frequency in CFR15.205/IC7.2.2 Restricted Band

PK2 - KDB558074 Method: Maximum Peak

MAv1 - KDB558074 Option 1 Maximum RMS Average

UL Korea, Ltd. Suwon Laboratory FORM ID: FCC_15C
218 Maeyeong-ro, Yeongtong-gu, Suwon-si, Gyeonggi-do, 16675, Korea TEL: (031) 337-9902 FAX: (031) 213-5433
UL Korea, Ltd. Confidential
This report shall not be reproduced except in full, without the written approval of UL Korea, Ltd.

MID CHANNEL HORIZONTAL

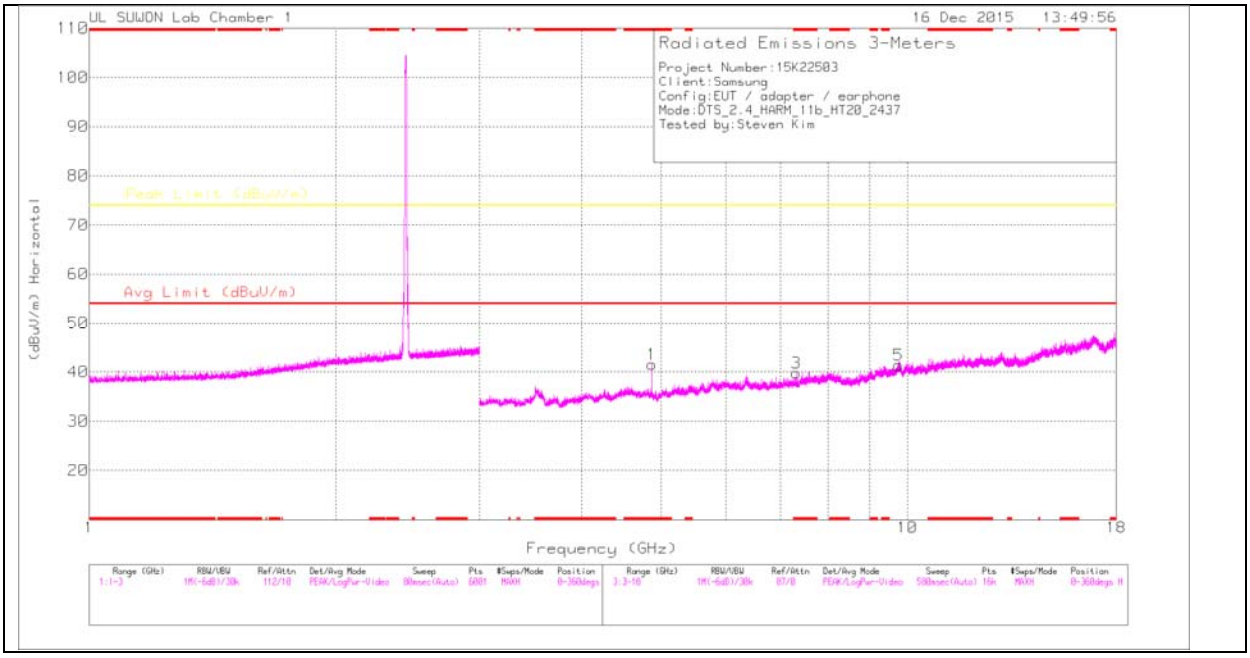

MID CHANNEL VERTICAL

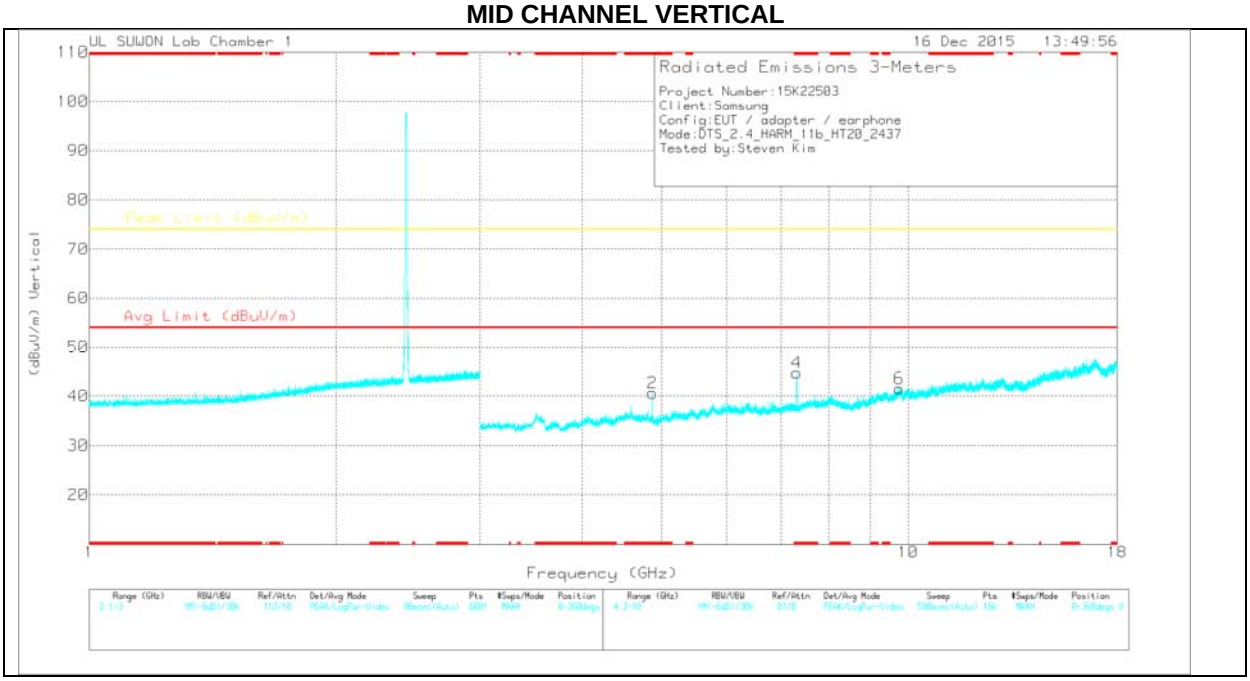

Note: Emission was scanned up to 26GHz; No emissions were detected above the noise floor which was at least 20dB below the specification limit.

UL Korea, Ltd. Confidential
This report shall not be reproduced except in full, without the written approval of UL Korea, Ltd.

MID CHANNEL DATA

Trace Markers

Marker	Frequency (GHz)	Meter Reading (dBuV)	Det	3117(00168717)_150619	Path_3	DC Corr (dB)	Corrected Reading (dBuV/m)	Avg Limit (dBuV/m)	Margin (dB)	Peak Limit (dBuV/m)	Margin (dB)	Azimuth (Degs)	Height (cm)	Polarity
1	* 4.874	41.52	PK	34	-34	0	41.52	-	-	74	-32.48	0-360	100	H
3	* 7.311	34.98	PK	35.7	-30.9	0	39.78	-	-	74	-34.22	0-360	200	H
5	9.75	30.96	PK	37.2	-26.8	0	41.36	-	-	74	-32.64	0-360	100	H
2	* 4.874	40.63	PK	34	-34	0	40.63	-	-	74	-33.37	0-360	100	V
4	* 7.31	39.92	PK	35.7	-30.9	0	44.72	-	-	74	-29.28	0-360	100	V
6	9.748	31.16	PK	37.2	-26.8	0	41.56	-	-	74	-32.44	0-360	100	V

* - indicates frequency in CFR15.205/IC7.2.2 Restricted Band

PK – Peak Detector

Radiated Emissions

Frequency (GHz)	Meter Reading (dBuV)	Det	3117(00168717)_150619	Path_3	DC Corr (dB)	Corrected Reading (dBuV/m)	Avg Limit (dBuV/m)	Margin (dB)	Peak Limit (dBuV/m)	Margin (dB)	Azimuth (Degs)	Height (cm)	Polarity
* 4.874	50.1	PK2	34	-34	0	50.1	-	-	74	-23.9	349	100	H
* 4.874	41.21	MAv1	34	-34	0	41.21	54	-12.79	-	-	349	100	H
* 7.313	46.42	PK2	35.8	-30.9	0	51.32	-	-	74	-22.68	41	258	H
* 7.312	36.53	MAv1	35.7	-30.9	0	41.33	54	-12.67	-	-	41	258	H
* 4.874	49.65	PK2	34	-34	0	49.65	-	-	74	-24.35	179	104	V
* 4.874	40.91	MAv1	34	-34	0	40.91	54	-13.09	-	-	179	104	V
* 7.313	46.66	PK2	35.8	-30.9	0	51.56	-	-	74	-22.44	28	265	V
* 7.312	36.39	MAv1	35.7	-30.9	0	41.19	54	-12.81	-	-	28	265	V

* - indicates frequency in CFR15.205/IC7.2.2 Restricted Band

PK2 - KDB558074 Method: Maximum Peak

MAv1 - KDB558074 Option 1 Maximum RMS Average

UL Korea, Ltd. Suwon Laboratory FORM ID: FCC_15C
218 Maeyeong-ro, Yeongtong-gu, Suwon-si, Gyeonggi-do, 16675, Korea TEL: (031) 337-9902 FAX: (031) 213-5433
UL Korea, Ltd. Confidential
This report shall not be reproduced except in full, without the written approval of UL Korea, Ltd.

HIGH CHANNEL HORIZONTAL

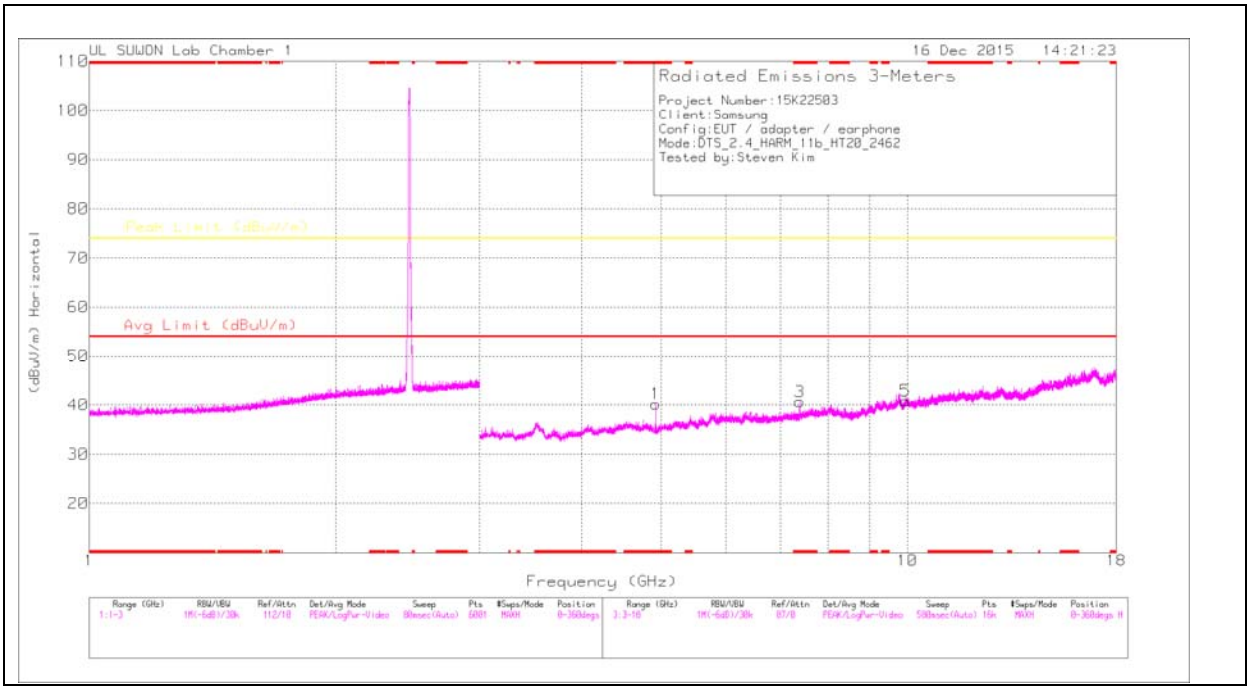

HIGH CHANNEL VERTICAL

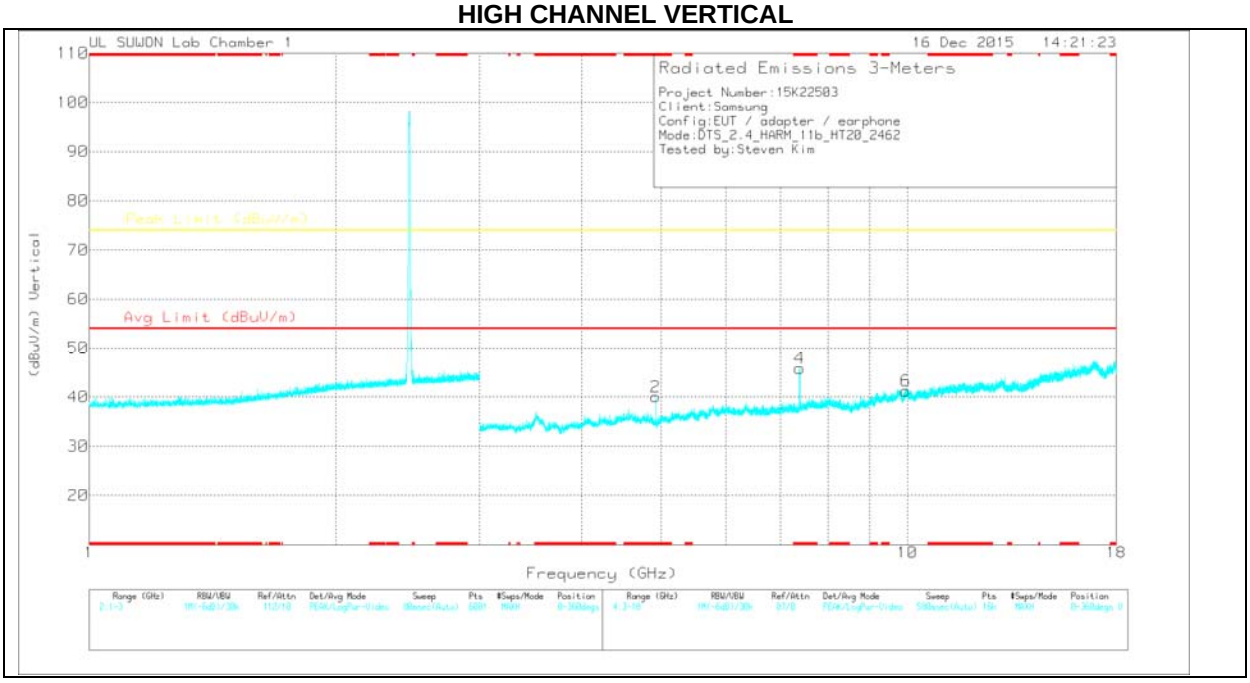

Note: Emission was scanned up to 26GHz; No emissions were detected above the noise floor which was at least 20dB below the specification limit.

UL Korea, Ltd. Confidential
This report shall not be reproduced except in full, without the written approval of UL Korea, Ltd.

HIGH CHANNEL DATA

Trace Markers

Marker	Frequency (GHz)	Meter Reading (dBuV)	Det	3117(00168717)_150619	Path_3	DC Corr (dB)	Corrected Reading (dBuV/m)	Avg Limit (dBuV/m)	Margin (dB)	Peak Limit (dBuV/m)	Margin (dB)	Azimuth (Degs)	Height (cm)	Polarity
1	* 4.924	40.23	PK	34	-34	0	40.23	-	-	74	-33.77	0-360	100	H
3	* 7.386	35.55	PK	35.8	-30.7	0	40.65	-	-	74	-33.35	0-360	100	H
5	9.946	30.04	PK	37.4	-26.6	0	40.84	-	-	74	-33.16	0-360	100	H
2	* 4.924	40.01	PK	34	-34	0	40.01	-	-	74	-33.99	0-360	100	V
4	* 7.385	40.75	PK	35.8	-30.7	0	45.85	-	-	74	-28.15	0-360	100	V
6	9.96	30.05	PK	37.4	-26.2	0	41.25	-	-	74	-32.75	0-360	200	V

* - indicates frequency in CFR15.205/IC7.2.2 Restricted Band

PK – Peak Detector

Radiated Emissions

Frequency (GHz)	Meter Reading (dBuV)	Det	3117(00168717)_150619	Path_3	DC Corr (dB)	Corrected Reading (dBuV/m)	Avg Limit (dBuV/m)	Margin (dB)	Peak Limit (dBuV/m)	Margin (dB)	Azimuth (Degs)	Height (cm)	Polarity
* 4.924	48.66	PK2	34	-34	0	48.66	-	-	74	-25.34	82	179	H
* 4.924	40.32	MAv1	34	-34	0	40.32	54	-13.68	-	-	82	179	H
* 7.385	47.56	PK2	35.8	-30.7	0	52.66	-	-	74	-21.34	41	273	H
* 7.387	38.16	MAv1	35.8	-30.7	0	43.26	54	-10.74	-	-	41	273	H
* 4.924	48.78	PK2	34	-34	0	48.78	-	-	74	-25.22	173	276	V
* 4.924	41.13	MAv1	34	-34	0	41.13	54	-12.87	-	-	173	276	V
* 7.387	49.03	PK2	35.8	-30.7	0	54.13	-	-	74	-19.87	31	100	V
* 7.387	40.74	MAv1	35.8	-30.7	0	45.84	54	-8.16	-	-	31	100	V

* - indicates frequency in CFR15.205/IC7.2.2 Restricted Band

PK2 - KDB558074 Method: Maximum Peak

MAv1 - KDB558074 Option 1 Maximum RMS Average

UL Korea, Ltd. Suwon Laboratory FORM ID: FCC_15C
218 Maeyeong-ro, Yeongtong-gu, Suwon-si, Gyeonggi-do, 16675, Korea TEL: (031) 337-9902 FAX: (031) 213-5433
UL Korea, Ltd. Confidential
This report shall not be reproduced except in full, without the written approval of UL Korea, Ltd.

11.2.2. TX ABOVE 1 GHz 802.11g MODE IN THE 2.4 GHz BAND

RESTRICTED BANDEDGE (LOW CHANNEL)

HORIZONTAL PEAK AND AVERAGE PLOT

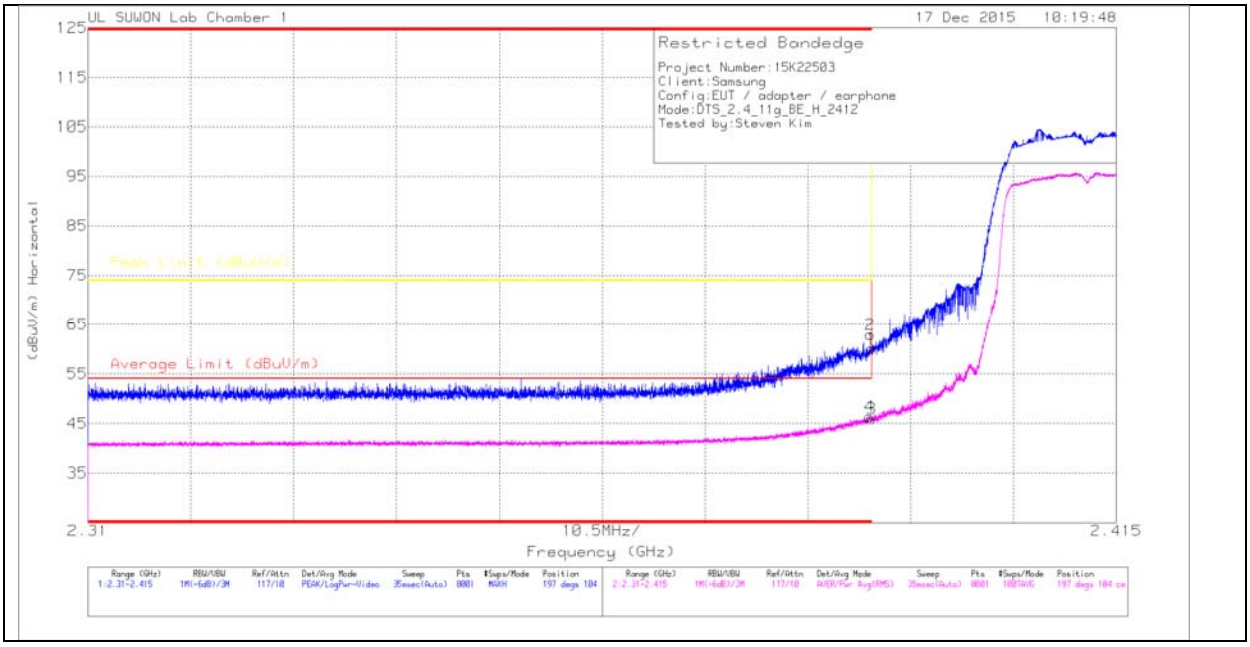

HORIZONTAL DATA

Trace Markers

Marker	Frequency (GHz)	Meter Reading (dBuV)	Det	3117(00168724)_150619	Path_2_10dB	DC Corr (dB)	Corrected Reading (dBuV/m)	Average Limit (dBuV/m)	Margin (dB)	Peak Limit (dBuV/m)	PK Margin (dB)	Azimuth (Degs)	Height (cm)	Polarity
1	* 2.39	57.31	Pk	31.8	-29	0	60.11	-	-	74	-13.89	197	104	H
2	* 2.39	60.1	Pk	31.8	-29	0	62.9	-	-	74	-11.1	197	104	H
3	* 2.39	42.86	RMS	31.8	-29	.29	45.95	54	-8.05	-	-	197	104	H
4	* 2.39	43.26	RMS	31.8	-29	.29	46.35	54	-7.65	-	-	197	104	H

* - indicates frequency in CFR15.205/IC7.2.2 Restricted Band

Pk - Peak detector

RMS - RMS detection

UL Korea, Ltd. Suwon Laboratory FORM ID: FCC_15C
218 Maeyeong-ro, Yeongtong-gu, Suwon-si, Gyeonggi-do, 16675, Korea TEL: (031) 337-9902 FAX: (031) 213-5433
UL Korea, Ltd. Confidential
This report shall not be reproduced except in full, without the written approval of UL Korea, Ltd.

VERTICAL PEAK AND AVERAGE PLOT

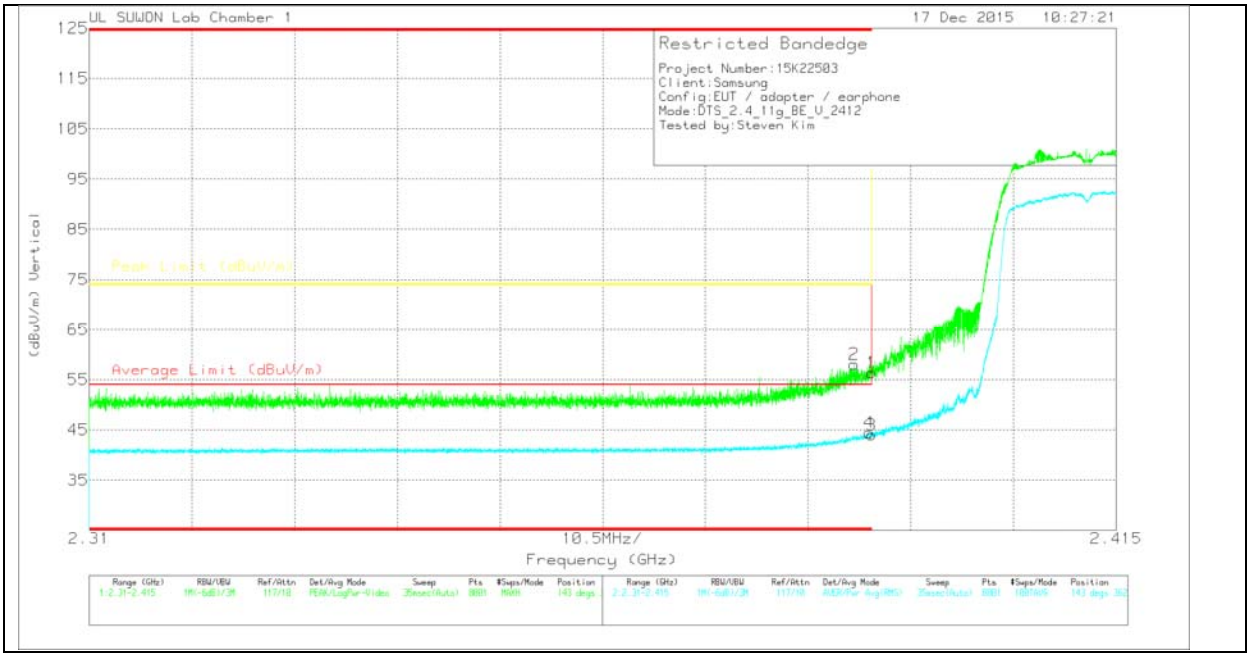

VERTICAL DATA

Trace Markers

Marker	Frequency (GHz)	Meter Reading (dBuV)	Det	3117(00168724)_150619	Path_2_10dB	DC Corr (dB)	Corrected Reading (dBuV/m)	Average Limit (dBuV/m)	Margin (dB)	Peak Limit (dBuV/m)	PK Margin (dB)	Azimuth (Degs)	Height (cm)	Polarity
1	* 2.39	53.59	Pk	31.8	-29	0	56.39	-	-	74	-17.61	143	362	V
2	* 2.388	55.26	Pk	31.8	-29	0	58.06	-	-	74	-15.94	143	362	V
3	* 2.39	40.94	RMS	31.8	-29	.29	44.03	54	-9.97	-	-	143	362	V
4	* 2.39	41.39	RMS	31.8	-29	.29	44.48	54	-9.52	-	-	143	362	V

* - indicates frequency in CFR15.205/IC7.2.2 Restricted Band

Pk - Peak detector

RMS - RMS detection

UL Korea, Ltd. Suwon Laboratory FORM ID: FCC_15C
218 Maeyeong-ro, Yeongtong-gu, Suwon-si, Gyeonggi-do, 16675, Korea TEL: (031) 337-9902 FAX: (031) 213-5433
UL Korea, Ltd. Confidential
This report shall not be reproduced except in full, without the written approval of UL Korea, Ltd.

AUTHORIZED BANDEDGE (HIGH CHANNEL)

HORIZONTAL PEAK AND AVERAGE PLOT

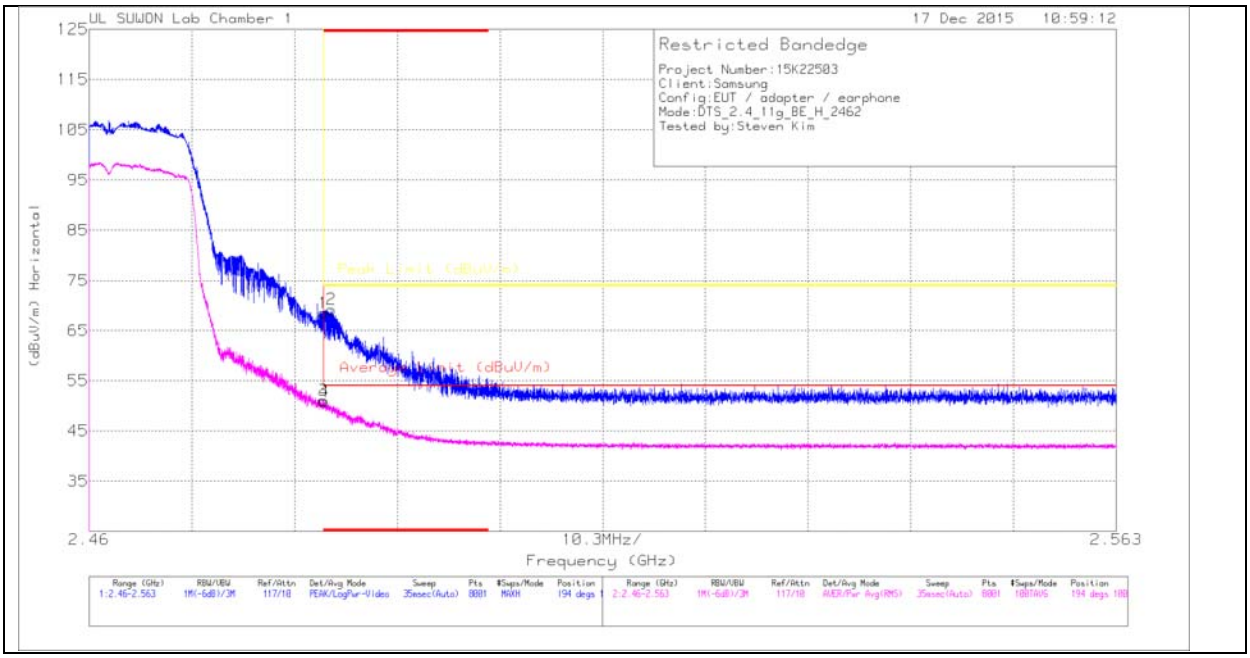

HORIZONTAL DATA

Trace Markers

Marker	Frequency (GHz)	Meter Reading (dBuV)	Det	3117(00168724)_150619	Path_2_10dB	DC Corr (dB)	Corrected Reading (dBuV/m)	Average Limit (dBuV/m)	Margin (dB)	Peak Limit (dBuV/m)	PK Margin (dB)	Azimuth (Degs)	Height (cm)	Polarity
1	* 2.484	64.9	Pk	32	-28.3	0	68.6	-	-	74	-5.4	194	100	H
2	* 2.484	65.58	Pk	32	-28.3	0	69.28	-	-	74	-4.72	194	100	H
3	* 2.484	47.1	RMS	32	-28.3	.29	51.09	54	-2.91	-	-	194	100	H
4	* 2.484	46.84	RMS	32	-28.3	.29	50.83	54	-3.17	-	-	194	100	H

* - indicates frequency in CFR15.205/IC7.2.2 Restricted Band

Pk - Peak detector

RMS - RMS detection

UL Korea, Ltd. Suwon Laboratory FORM ID: FCC_15C
218 Maeyeong-ro, Yeongtong-gu, Suwon-si, Gyeonggi-do, 16675, Korea TEL: (031) 337-9902 FAX: (031) 213-5433
UL Korea, Ltd. Confidential
This report shall not be reproduced except in full, without the written approval of UL Korea, Ltd.

VERTICAL PEAK AND AVERAGE PLOT

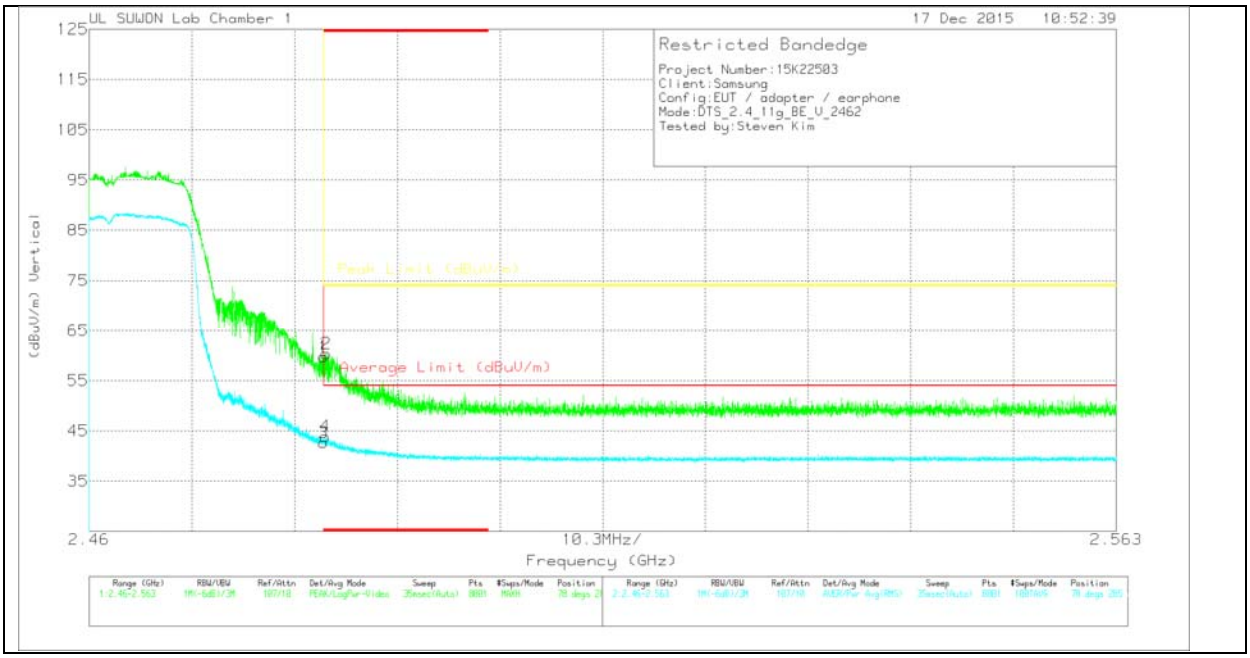

VERTICAL DATA

Trace Markers

Marker	Frequency (GHz)	Meter Reading (dBuV)	Det	3117(00168724)_150619	Path_2_10dB	DC Corr (dB)	Corrected Reading (dBuV/m)	Average Limit (dBuV/m)	Margin (dB)	Peak Limit (dBuV/m)	PK Margin (dB)	Azimuth (Degs)	Height (cm)	Polarity
1	* 2.484	56.05	Pk	32	-28.3	0	59.75	-	-	74	-14.25	78	285	V
2	* 2.484	56.67	Pk	32	-28.3	0	60.37	-	-	74	-13.63	78	285	V
3	* 2.484	38.71	RMS	32	-28.3	.29	42.7	54	-11.3	-	-	78	285	V
4	* 2.484	39.94	RMS	32	-28.3	.29	43.93	54	-10.07	-	-	78	285	V

* - indicates frequency in CFR15.205/IC7.2.2 Restricted Band

Pk - Peak detector

RMS - RMS detection

UL Korea, Ltd. Suwon Laboratory FORM ID: FCC_15C
218 Maeyeong-ro, Yeongtong-gu, Suwon-si, Gyeonggi-do, 16675, Korea TEL: (031) 337-9902 FAX: (031) 213-5433
UL Korea, Ltd. Confidential
This report shall not be reproduced except in full, without the written approval of UL Korea, Ltd.

HARMONICS AND SPURIOUS EMISSIONS

LOW CHANNEL HORIZONTAL

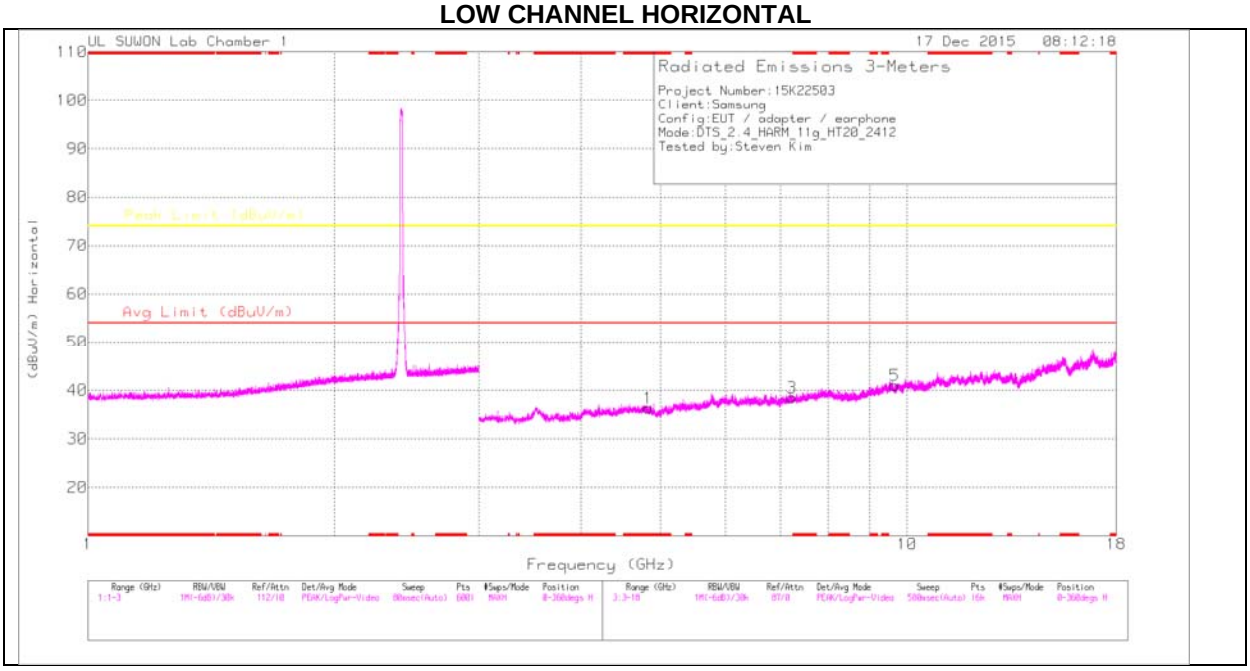

LOW CHANNEL VERTICAL

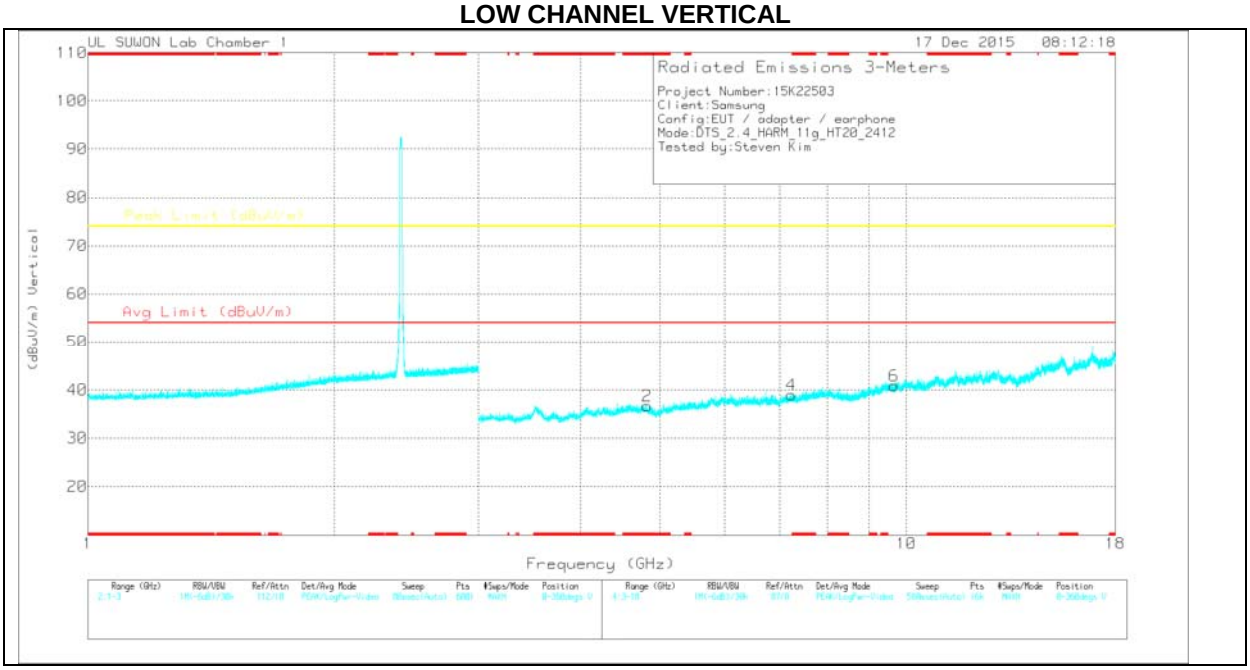

Note: Emission was scanned up to 26GHz; No emissions were detected above the noise floor which was at least 20dB below the specification limit.

UL Korea, Ltd. Confidential
This report shall not be reproduced except in full, without the written approval of UL Korea, Ltd.

LOW CHANNEL DATA

Trace Markers

Marker	Frequency (GHz)	Meter Reading (dBuV)	Det	3117(00168717)_150619	Path_3	DC Corr (dB)	Corrected Reading (dBuV/m)	Avg Limit (dBuV/m)	Margin (dB)	Peak Limit (dBuV/m)	Margin (dB)	Azimuth (Degs)	Height (cm)	Polarity
1	* 4.826	36.15	PK	34	-33.8	0	36.35	-	-	74	-37.65	0-360	100	H
3	7.237	33.65	PK	35.7	-30.9	0	38.45	-	-	74	-35.55	0-360	200	H
5	9.652	31.33	PK	37.1	-27.4	0	41.03	-	-	74	-32.97	0-360	100	H
2	* 4.822	36.46	PK	34	-33.8	0	36.66	-	-	74	-37.34	0-360	100	V
4	7.231	34.26	PK	35.7	-31	0	38.96	-	-	74	-35.04	0-360	100	V
6	9.652	31.2	PK	37.1	-27.4	0	40.9	-	-	74	-33.1	0-360	100	V

* - indicates frequency in CFR15.205/IC7.2.2 Restricted Band

PK – Peak detector

Note: Only peak measurement was performed. Because peak measurement result of unwanted emission is less than average limit (54dBuV/m).

UL Korea, Ltd. Suwon Laboratory FORM ID: FCC_15C
218 Maeyeong-ro, Yeongtong-gu, Suwon-si, Gyeonggi-do, 16675, Korea TEL: (031) 337-9902 FAX: (031) 213-5433
UL Korea, Ltd. Confidential
This report shall not be reproduced except in full, without the written approval of UL Korea, Ltd.

MID CHANNEL HORIZONTAL

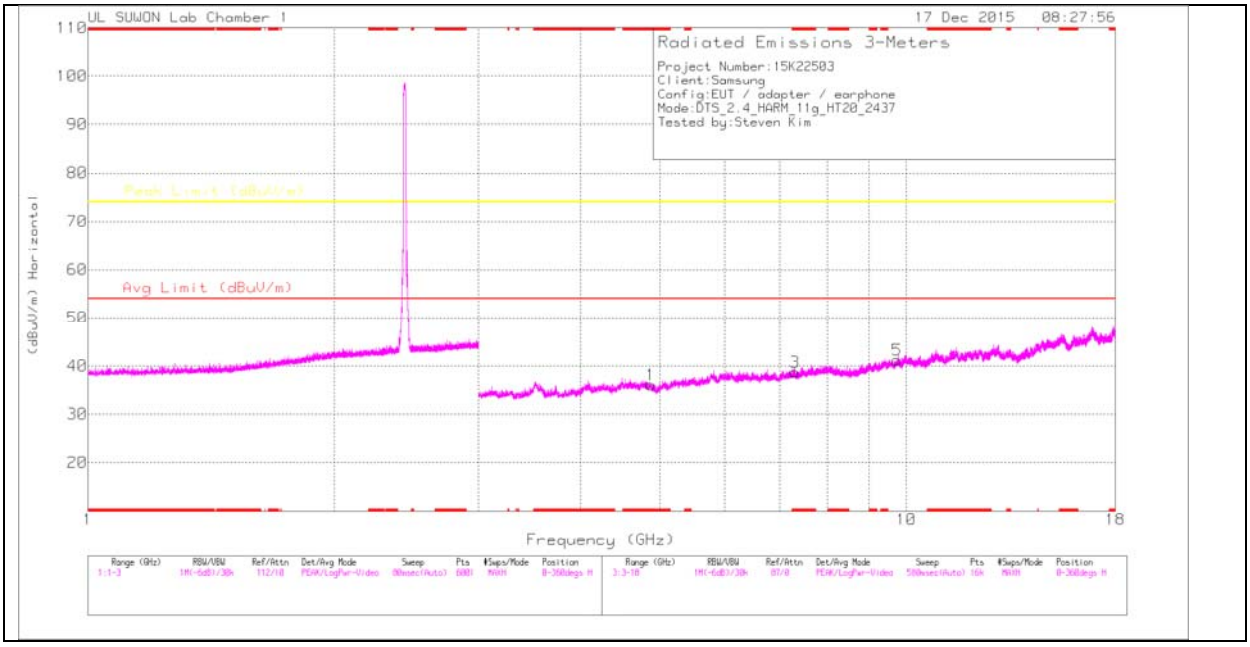

MID CHANNEL VERTICAL

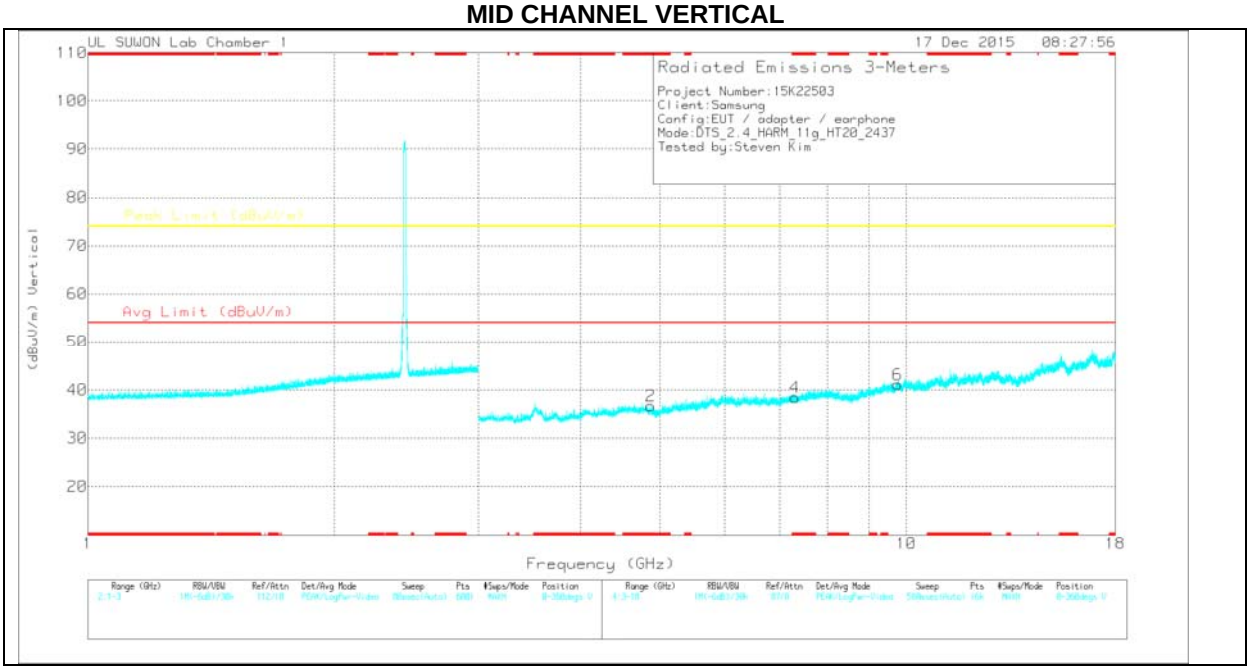

Note: Emission was scanned up to 26GHz; No emissions were detected above the noise floor which was at least 20dB below the specification limit.

UL Korea, Ltd. Confidential
This report shall not be reproduced except in full, without the written approval of UL Korea, Ltd.

MID CHANNEL DATA

Trace Markers

Marker	Frequency (GHz)	Meter Reading (dBuV)	Det	3117(00168717)_150619	Path_3	DC Corr (dB)	Corrected Reading (dBuV/m)	Avg Limit (dBuV/m)	Margin (dB)	Peak Limit (dBuV/m)	Margin (dB)	Azimuth (Degs)	Height (cm)	Polarity
1	* 4.875	36.09	PK	34	-34	0	36.09	-	-	74	-37.91	0-360	200	H
3	* 7.308	33.87	PK	35.7	-30.9	0	38.67	-	-	74	-35.33	0-360	200	H
5	9.745	30.96	PK	37.2	-26.9	0	41.26	-	-	74	-32.74	0-360	200	H
2	* 4.871	36.71	PK	34	-34	0	36.71	-	-	74	-37.29	0-360	200	V
4	* 7.31	33.69	PK	35.7	-30.9	0	38.49	-	-	74	-35.51	0-360	100	V
6	9.752	30.59	PK	37.2	-26.7	0	41.09	-	-	74	-32.91	0-360	100	V

* - indicates frequency in CFR15.205/IC7.2.2 Restricted Band

PK – Peak detector

Note: Only peak measurement was performed. Because peak measurement result of unwanted emission is less than average limit (54dBuV/m).

UL Korea, Ltd. Suwon Laboratory FORM ID: FCC_15C
218 Maeyeong-ro, Yeongtong-gu, Suwon-si, Gyeonggi-do, 16675, Korea TEL: (031) 337-9902 FAX: (031) 213-5433
UL Korea, Ltd. Confidential
This report shall not be reproduced except in full, without the written approval of UL Korea, Ltd.

HIGH CHANNEL HORIZONTAL

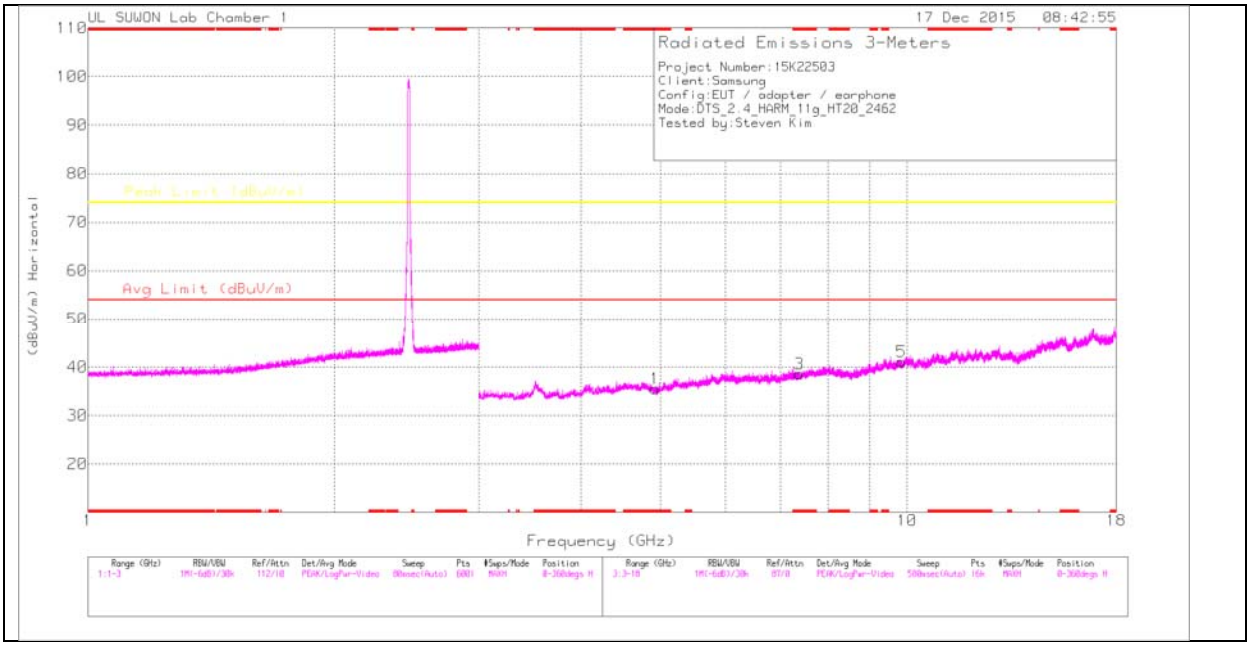

HIGH CHANNEL VERTICAL

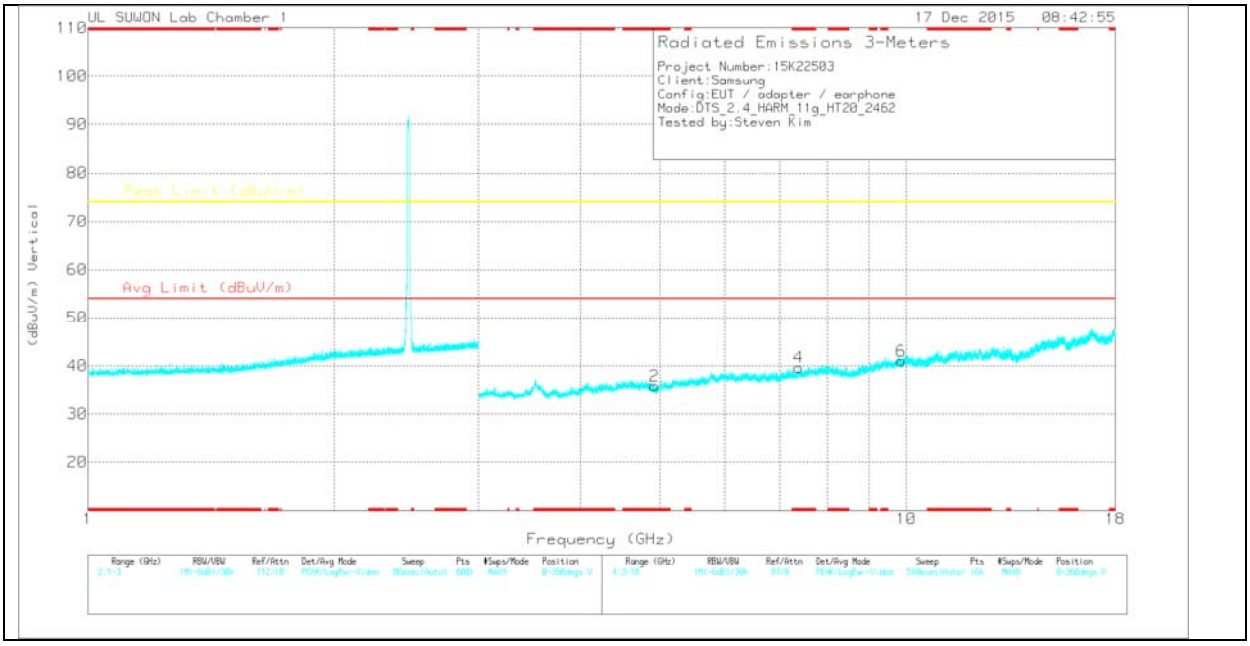

Note: Emission was scanned up to 26GHz; No emissions were detected above the noise floor which was at least 20dB below the specification limit.

UL Korea, Ltd. Suwon Laboratory FORM ID: FCC_15C
218 Maeyeong-ro, Yeongtong-gu, Suwon-si, Gyeonggi-do, 16675, Korea TEL: (031) 337-9902 FAX: (031) 213-5433
UL Korea, Ltd. Confidential
This report shall not be reproduced except in full, without the written approval of UL Korea, Ltd.

HIGH CHANNEL DATA

Trace Markers

Marker	Frequency (GHz)	Meter Reading (dBuV)	Det	3117(00168717)_150619	Path_3	DC Corr (dB)	Corrected Reading (dBuV/m)	Avg Limit (dBuV/m)	Margin (dB)	Peak Limit (dBuV/m)	Margin (dB)	Azimuth (Degs)	Height (cm)	Polarity
1	* 4.922	35.6	PK	34	-34	0	35.6	-	-	74	-38.4	0-360	100	H
3	* 7.389	33.49	PK	35.8	-30.7	0	38.59	-	-	74	-35.41	0-360	100	H
5	9.848	31.44	PK	37.3	-27.6	0	41.14	-	-	74	-32.86	0-360	100	H
2	* 4.922	35.82	PK	34	-34	0	35.82	-	-	74	-38.18	0-360	100	V
4	* 7.389	34.57	PK	35.8	-30.7	0	39.67	-	-	74	-34.33	0-360	100	V
6	9.851	31.39	PK	37.3	-27.7	0	40.99	-	-	74	-33.01	0-360	200	V

* - indicates frequency in CFR15.205/IC7.2.2 Restricted Band

PK – Peak detector

Note: Only peak measurement was performed. Because peak measurement result of unwanted emission is less than average limit (54dBuV/m).

UL Korea, Ltd. Suwon Laboratory FORM ID: FCC_15C
218 Maeyeong-ro, Yeongtong-gu, Suwon-si, Gyeonggi-do, 16675, Korea TEL: (031) 337-9902 FAX: (031) 213-5433
UL Korea, Ltd. Confidential
This report shall not be reproduced except in full, without the written approval of UL Korea, Ltd.

11.2.3. TX ABOVE 1 GHz 802.11n HT20 MODE IN THE 2.4 GHz BAND

RESTRICTED BANDEDGE (LOW CHANNEL)

HORIZONTAL PEAK AND AVERAGE PLOT

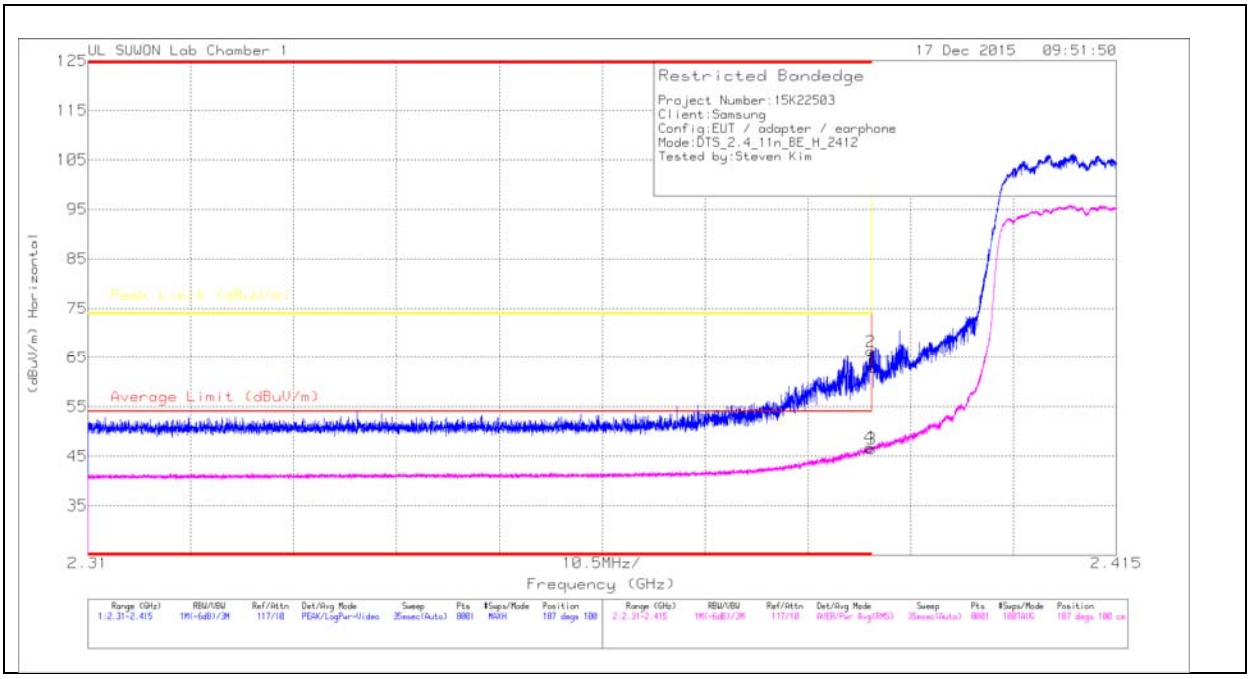

HORIZONTAL DATA

Trace Markers

Marker	Frequency (GHz)	Meter Reading (dBuV)	Det	3117(00168724)_150619	Path_2_10dB	DC Corr (dB)	Corrected Reading (dBuV/m)	Average Limit (dBuV/m)	Margin (dB)	Peak Limit (dBuV/m)	PK Margin (dB)	Azimuth (Degs)	Height (cm)	Polarity
1	* 2.39	60.16	Pk	31.8	-29	0	62.96	-	-	74	-11.04	187	100	H
2	* 2.39	63.49	Pk	31.8	-29	0	66.29	-	-	74	-7.71	187	100	H
3	* 2.39	43.4	RMS	31.8	-29	.34	46.54	54	-7.46	-	-	187	100	H
4	* 2.39	43.66	RMS	31.8	-29	.34	46.8	54	-7.2	-	-	187	100	H

* - indicates frequency in CFR15.205/IC7.2.2 Restricted Band

Pk - Peak detector

RMS - RMS detection

UL Korea, Ltd. Suwon Laboratory FORM ID: FCC_15C
218 Maeyeong-ro, Yeongtong-gu, Suwon-si, Gyeonggi-do, 16675, Korea TEL: (031) 337-9902 FAX: (031) 213-5433
UL Korea, Ltd. Confidential
This report shall not be reproduced except in full, without the written approval of UL Korea, Ltd.

VERTICAL PEAK AND AVERAGE PLOT

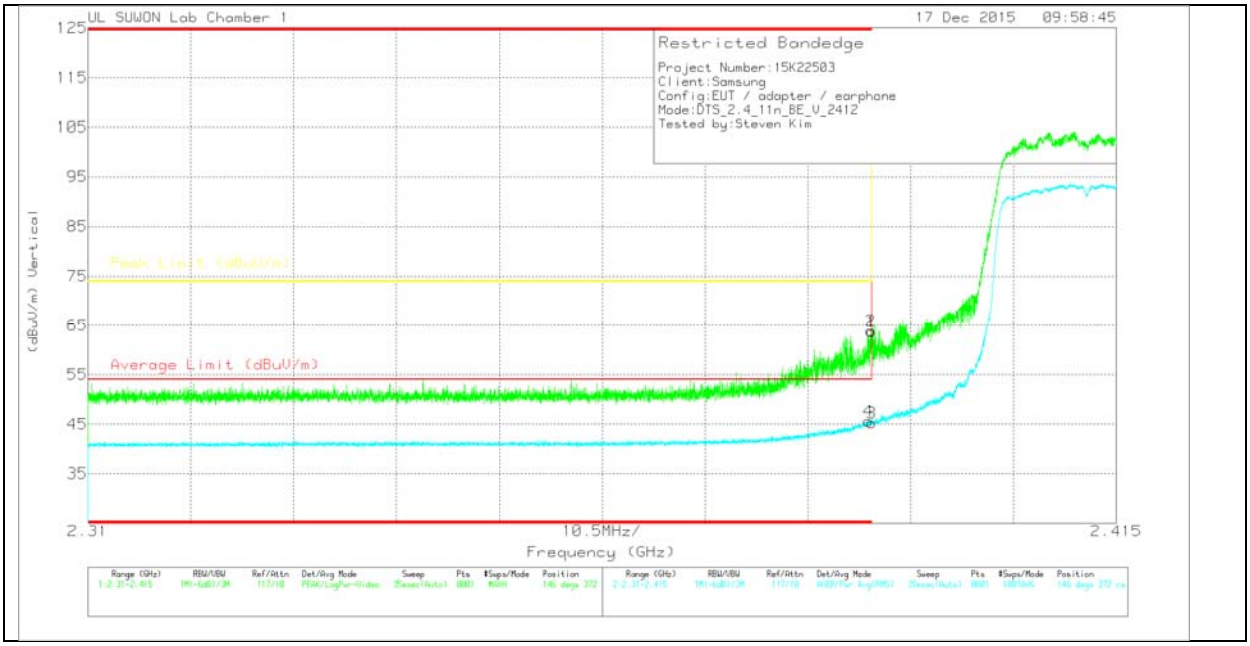

VERTICAL DATA

Trace Markers

Marker	Frequency (GHz)	Meter Reading (dBuV)	Det	3117(00168724)_150619	Path_2_10dB	DC Corr (dB)	Corrected Reading (dBuV/m)	Average Limit (dBuV/m)	Margin (dB)	Peak Limit (dBuV/m)	PK Margin (dB)	Azimuth (Degs)	Height (cm)	Polarity
1	* 2.39	60.84	Pk	31.8	-29	0	63.64	-	-	74	-10.36	146	372	V
2	* 2.39	61.13	Pk	31.8	-29	0	63.93	-	-	74	-10.07	146	372	V
3	* 2.39	42.14	RMS	31.8	-29	.34	45.28	54	-8.72	-	-	146	372	V
4	* 2.39	42.51	RMS	31.8	-29	.34	45.65	54	-8.35	-	-	146	372	V

* - indicates frequency in CFR15.205/IC7.2.2 Restricted Band

Pk - Peak detector

RMS - RMS detection

UL Korea, Ltd. Suwon Laboratory FORM ID: FCC_15C
218 Maeyeong-ro, Yeongtong-gu, Suwon-si, Gyeonggi-do, 16675, Korea TEL: (031) 337-9902 FAX: (031) 213-5433
UL Korea, Ltd. Confidential
This report shall not be reproduced except in full, without the written approval of UL Korea, Ltd.

AUTHORIZED BANDEDGE (HIGH CHANNEL)

HORIZONTAL PEAK AND AVERAGE PLOT

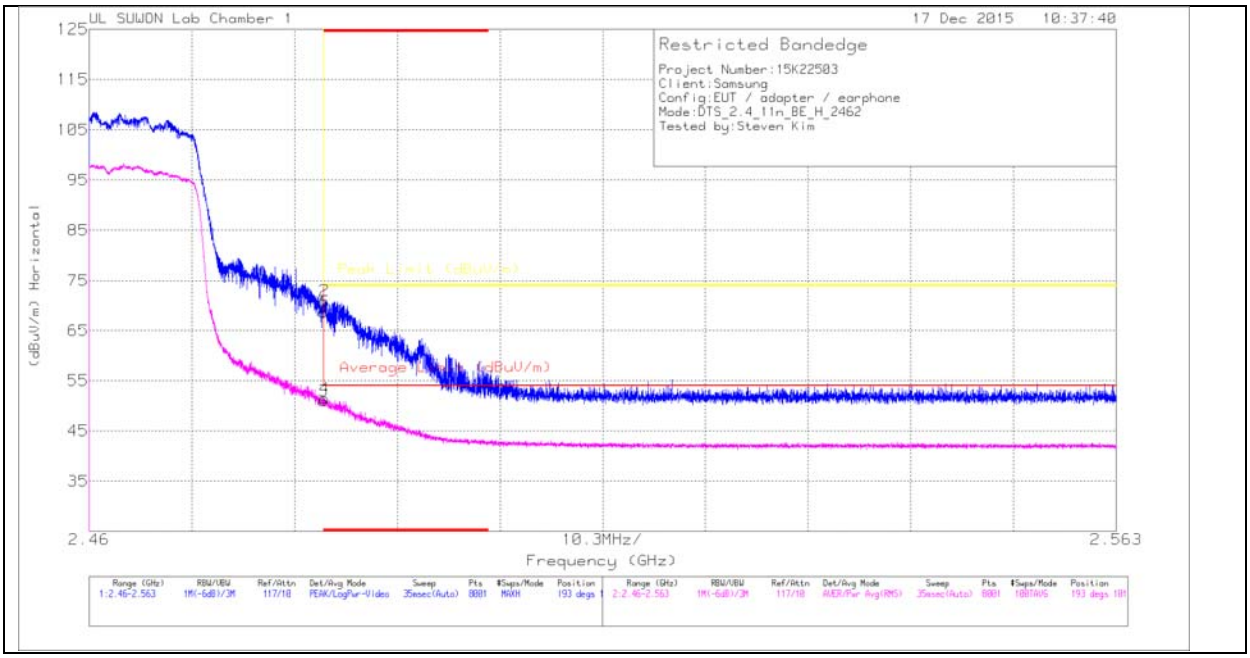

HORIZONTAL DATA

Trace Markers

Marker	Frequency (GHz)	Meter Reading (dBuV)	Det	3117(00168724)_150619	Path_2_10dB	DC Corr (dB)	Corrected Reading (dBuV/m)	Average Limit (dBuV/m)	Margin (dB)	Peak Limit (dBuV/m)	PK Margin (dB)	Azimuth (Degs)	Height (cm)	Polarity
1	* 2.484	65.04	Pk	32	-28.3	0	68.74	-	-	74	-5.26	193	101	H
2	* 2.484	67.29	Pk	32	-28.3	0	70.99	-	-	74	-3.01	193	101	H
3	* 2.484	46.9	RMS	32	-28.3	.34	50.94	54	-3.06	-	-	193	101	H
4	* 2.484	47.41	RMS	32	-28.3	.34	51.45	54	-2.55	-	-	193	101	H

* - indicates frequency in CFR15.205/IC7.2.2 Restricted Band

Pk - Peak detector

RMS - RMS detection

UL Korea, Ltd. Suwon Laboratory FORM ID: FCC_15C
218 Maeyeong-ro, Yeongtong-gu, Suwon-si, Gyeonggi-do, 16675, Korea TEL: (031) 337-9902 FAX: (031) 213-5433
UL Korea, Ltd. Confidential
This report shall not be reproduced except in full, without the written approval of UL Korea, Ltd.

VERTICAL PEAK AND AVERAGE PLOT

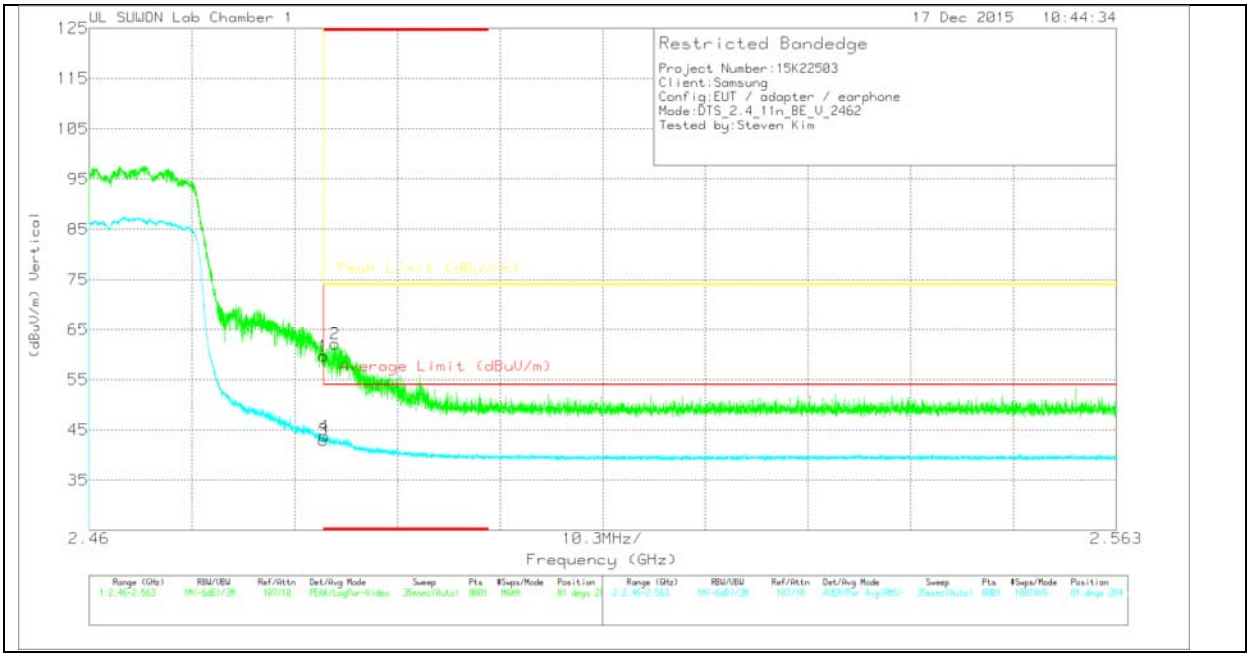

VERTICAL DATA

Trace Markers

Marker	Frequency (GHz)	Meter Reading (dBuV)	Det	3117(00168724)_150619	Path_2_10dB	DC Corr (dB)	Corrected Reading (dBuV/m)	Average Limit (dBuV/m)	Margin (dB)	Peak Limit (dBuV/m)	PK Margin (dB)	Azimuth (Degs)	Height (cm)	Polarity
1	* 2.484	56.01	Pk	32	-28.3	0	59.71	-	-	74	-14.29	81	284	V
2	* 2.485	58.43	Pk	32	-28.3	0	62.13	-	-	74	-11.87	81	284	V
3	* 2.484	38.97	RMS	32	-28.3	.34	43.01	54	-10.99	-	-	81	284	V
4	* 2.484	39.75	RMS	32	-28.3	.34	43.79	54	-10.21	-	-	81	284	V

* - indicates frequency in CFR15.205/IC7.2.2 Restricted Band

Pk - Peak detector

RMS - RMS detection

UL Korea, Ltd. Suwon Laboratory FORM ID: FCC_15C
218 Maeyeong-ro, Yeongtong-gu, Suwon-si, Gyeonggi-do, 16675, Korea TEL: (031) 337-9902 FAX: (031) 213-5433
UL Korea, Ltd. Confidential
This report shall not be reproduced except in full, without the written approval of UL Korea, Ltd.

HARMONICS AND SPURIOUS EMISSIONS

LOW CHANNEL HORIZONTAL

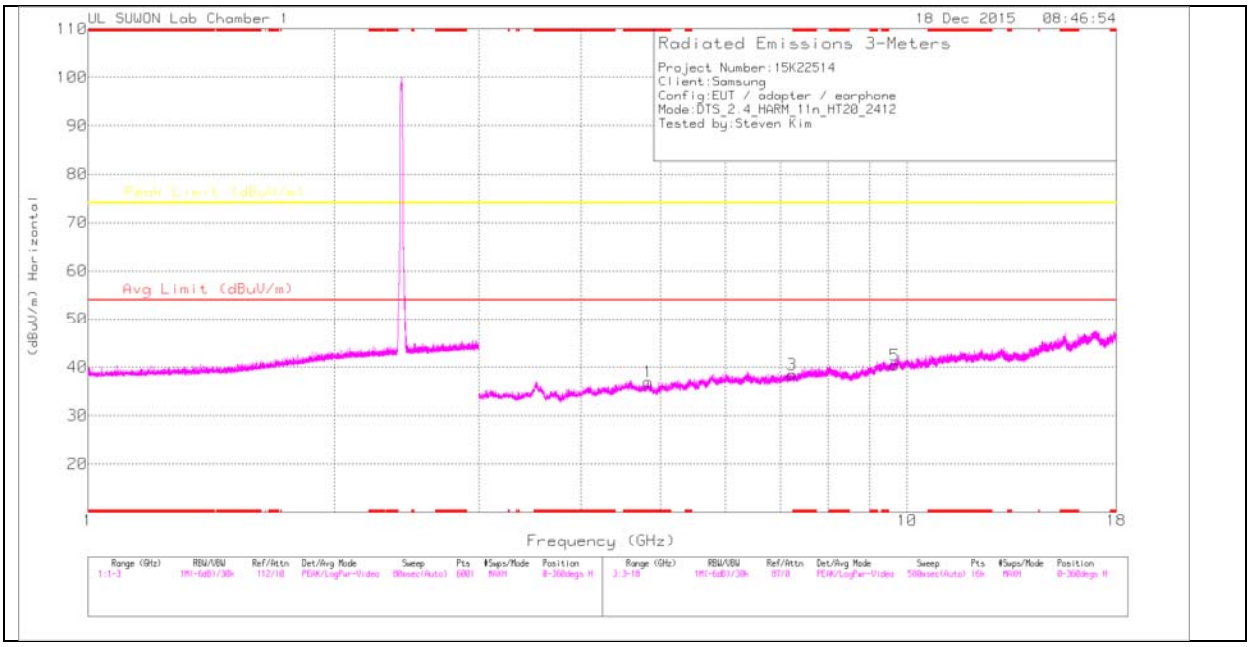

LOW CHANNEL VERTICAL

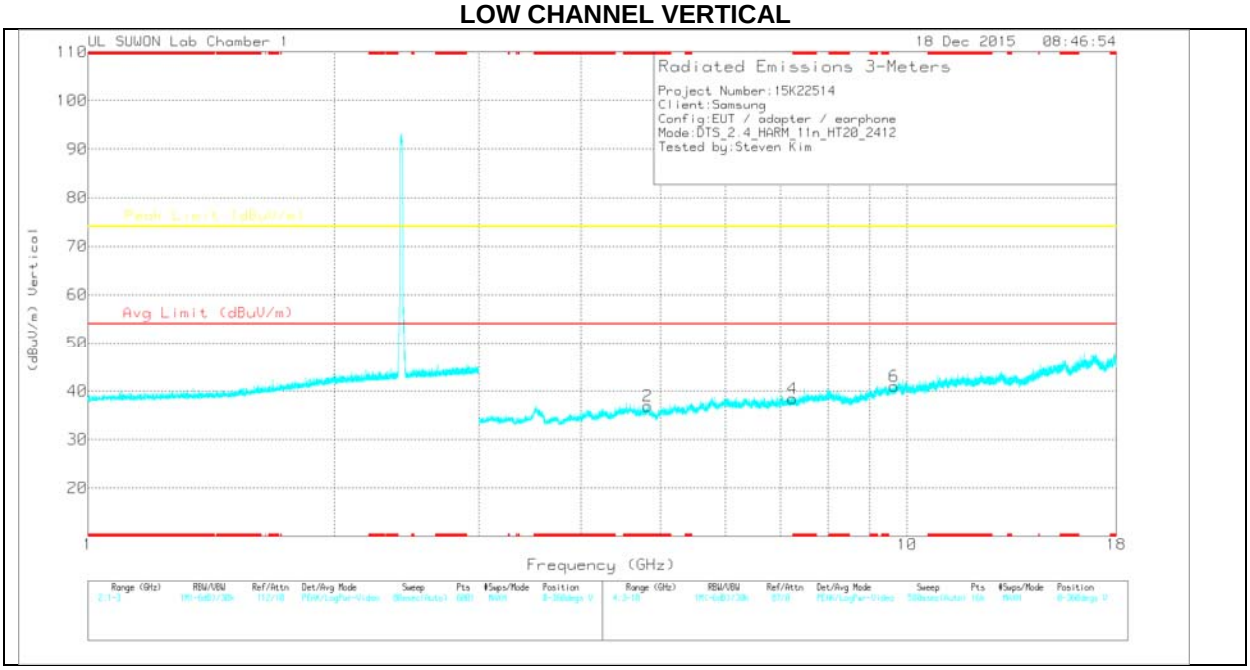

Note: Emission was scanned up to 26GHz; No emissions were detected above the noise floor which was at least 20dB below the specification limit.

UL Korea, Ltd. Suwon Laboratory FORM ID: FCC_15C
218 Maeyeong-ro, Yeongtong-gu, Suwon-si, Gyeonggi-do, 16675, Korea TEL: (031) 337-9902 FAX: (031) 213-5433
UL Korea, Ltd. Confidential
This report shall not be reproduced except in full, without the written approval of UL Korea, Ltd.

LOW CHANNEL DATA

Trace Markers

Marker	Frequency (GHz)	Meter Reading (dBuV)	Det	3117(00168717)_150619	Path_3	DC Corr (dB)	Corrected Reading (dBuV/m)	Avg Limit (dBuV/m)	Margin (dB)	Peak Limit (dBuV/m)	Margin (dB)	Azimuth (Degs)	Height (cm)	Polarity
1	* 4.826	36.78	Pk	34	-33.8	0	36.98	-	-	74	-37.02	0-360	100	H
3	7.238	33.68	Pk	35.7	-30.9	0	38.48	-	-	74	-35.52	0-360	200	H
5	9.649	30.7	Pk	37.1	-27.4	0	40.4	-	-	74	-33.6	0-360	100	H
2	* 4.824	36.69	Pk	34	-33.8	0	36.89	-	-	74	-37.11	0-360	100	V
4	7.241	33.71	Pk	35.7	-30.9	0	38.51	-	-	74	-35.49	0-360	200	V
6	9.645	31.31	Pk	37.1	-27.4	0	41.01	-	-	74	-32.99	0-360	100	V

* - indicates frequency in CFR15.205/IC7.2.2 Restricted Band

PK – Peak detector

Note: Only peak measurement was performed. Because peak measurement result of unwanted emission is less than average limit (54dBuV/m).

UL Korea, Ltd. Suwon Laboratory FORM ID: FCC_15C
218 Maeyeong-ro, Yeongtong-gu, Suwon-si, Gyeonggi-do, 16675, Korea TEL: (031) 337-9902 FAX: (031) 213-5433
UL Korea, Ltd. Confidential
This report shall not be reproduced except in full, without the written approval of UL Korea, Ltd.

MID CHANNEL HORIZONTAL

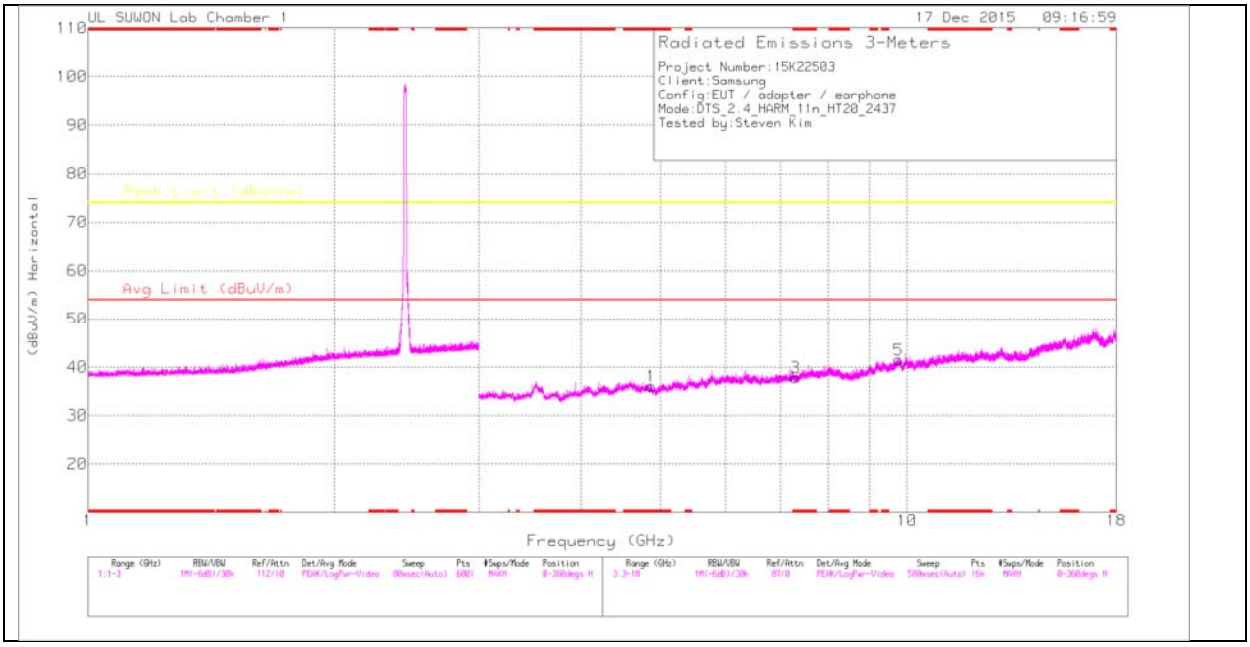

MID CHANNEL VERTICAL

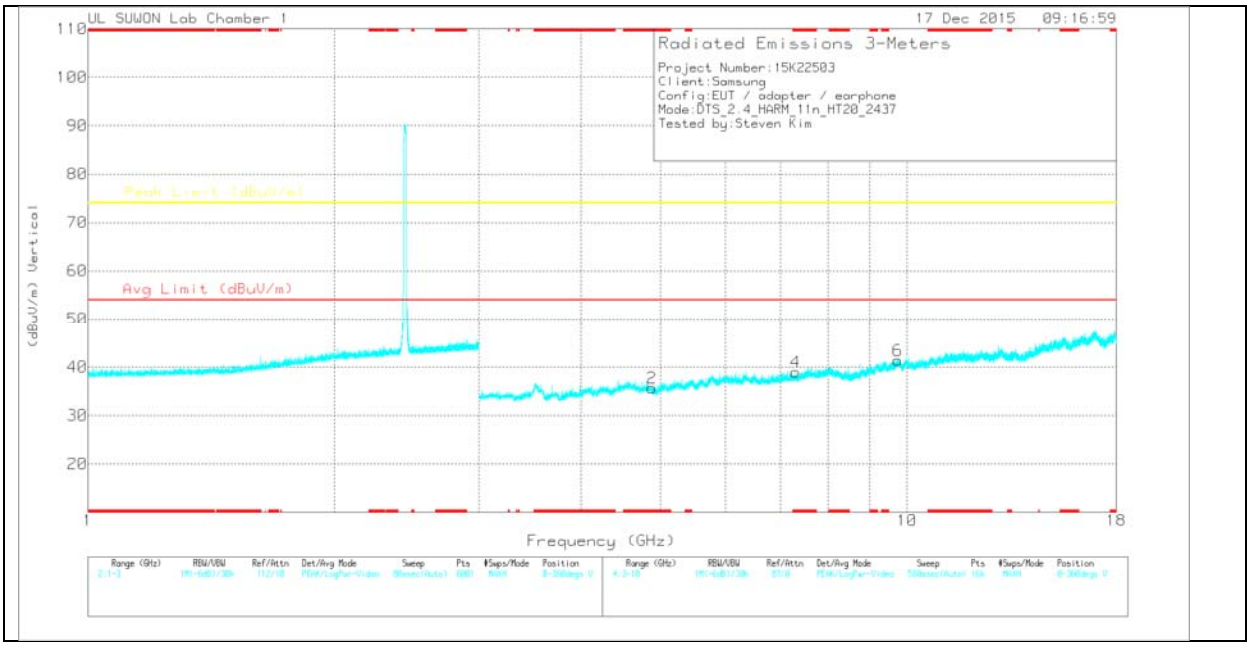

Note: Emission was scanned up to 26GHz; No emissions were detected above the noise floor which was at least 20dB below the specification limit.

UL Korea, Ltd. Suwon Laboratory FORM ID: FCC_15C
218 Maeyeong-ro, Yeongtong-gu, Suwon-si, Gyeonggi-do, 16675, Korea TEL: (031) 337-9902 FAX: (031) 213-5433
UL Korea, Ltd. Confidential
This report shall not be reproduced except in full, without the written approval of UL Korea, Ltd.

MID CHANNEL DATA

Trace Markers

Marker	Frequency (GHz)	Meter Reading (dBuV)	Det	3117(00168717)_150619	Path_3	DC Corr (dB)	Corrected Reading (dBuV/m)	Avg Limit (dBuV/m)	Margin (dB)	Peak Limit (dBuV/m)	Margin (dB)	Azimuth (Degs)	Height (cm)	Polarity
1	* 4.87	36.1	PK	34	-34	0	36.1	-	-	74	-37.9	0-360	100	H
3	* 7.315	32.9	PK	35.8	-30.9	0	37.8	-	-	74	-36.2	0-360	100	H
5	9.754	30.96	PK	37.2	-26.7	0	41.46	-	-	74	-32.54	0-360	100	H
2	* 4.882	35.69	PK	34	-34	0	35.69	-	-	74	-38.31	0-360	200	V
4	* 7.313	34.03	PK	35.8	-30.9	0	38.93	-	-	74	-35.07	0-360	100	V
6	9.745	31.02	PK	37.2	-26.9	0	41.32	-	-	74	-32.68	0-360	200	V

* - indicates frequency in CFR15.205/IC7.2.2 Restricted Band

PK – Peak detector

Note: Only peak measurement was performed. Because peak measurement result of unwanted emission is less than average limit (54dBuV/m).

UL Korea, Ltd. Suwon Laboratory FORM ID: FCC_15C
218 Maeyeong-ro, Yeongtong-gu, Suwon-si, Gyeonggi-do, 16675, Korea TEL: (031) 337-9902 FAX: (031) 213-5433
UL Korea, Ltd. Confidential
This report shall not be reproduced except in full, without the written approval of UL Korea, Ltd.

HIGH CHANNEL HORIZONTAL

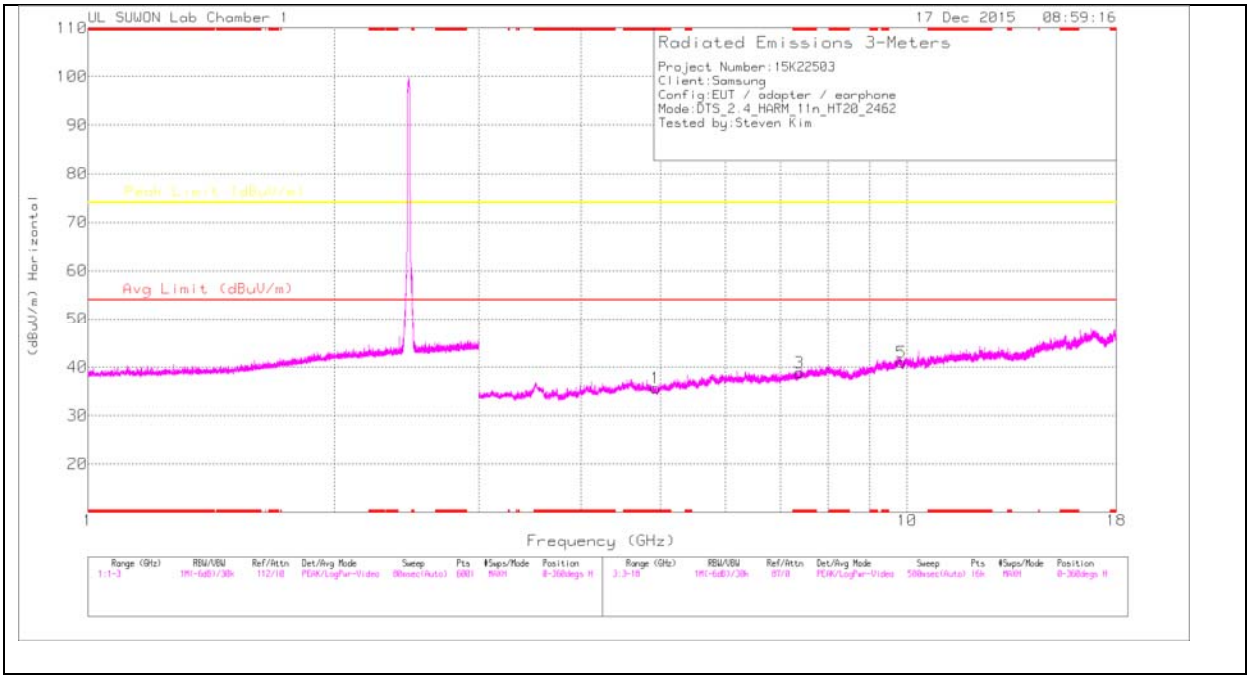

HIGH CHANNEL VERTICAL

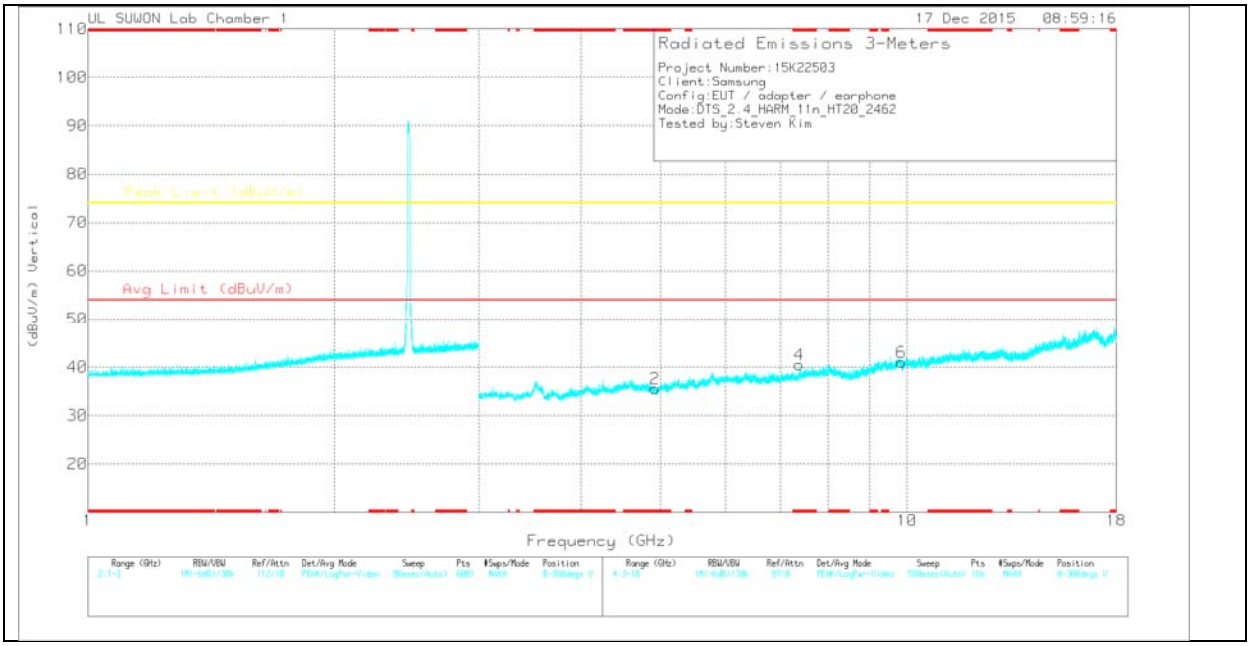

Note: Emission was scanned up to 26GHz; No emissions were detected above the noise floor which was at least 20dB below the specification limit.

UL Korea, Ltd. Confidential
This report shall not be reproduced except in full, without the written approval of UL Korea, Ltd.

HIGH CHANNEL DATA

Trace Markers

Marker	Frequency (GHz)	Meter Reading (dBuV)	Det	3117(00168717)_150619	Path_3	DC Corr (dB)	Corrected Reading (dBuV/m)	Avg Limit (dBuV/m)	Margin (dB)	Peak Limit (dBuV/m)	Margin (dB)	Azimuth (Degs)	Height (cm)	Polarity
1	* 4.928	35.74	PK	34	-34	0	35.74	-	-	74	-38.26	0-360	100	H
3	* 7.386	33.79	PK	35.8	-30.7	0	38.89	-	-	74	-35.11	0-360	200	H
5	9.843	31.19	PK	37.3	-27.5	0	40.99	-	-	74	-33.01	0-360	100	H
2	* 4.921	35.6	PK	34	-34	0	35.6	-	-	74	-38.4	0-360	100	V
4	* 7.386	35.38	PK	35.8	-30.7	0	40.48	-	-	74	-33.52	0-360	100	V
6	9.846	31.29	PK	37.3	-27.6	0	40.99	-	-	74	-33.01	0-360	100	V

* - indicates frequency in CFR15.205/IC7.2.2 Restricted Band

PK – Peak detector

Note: Only peak measurement was performed. Because peak measurement result of unwanted emission is less than average limit (54dBuV/m).

UL Korea, Ltd. Suwon Laboratory FORM ID: FCC_15C
218 Maeyeong-ro, Yeongtong-gu, Suwon-si, Gyeonggi-do, 16675, Korea TEL: (031) 337-9902 FAX: (031) 213-5433
UL Korea, Ltd. Confidential
This report shall not be reproduced except in full, without the written approval of UL Korea, Ltd.

11.3. WORST-CASE BELOW 1 GHz

SPURIOUS EMISSIONS 30 TO 1000 MHz (WORST-CASE CONFIGURATION, HORIZONTAL)

HORIZONTAL PLOT

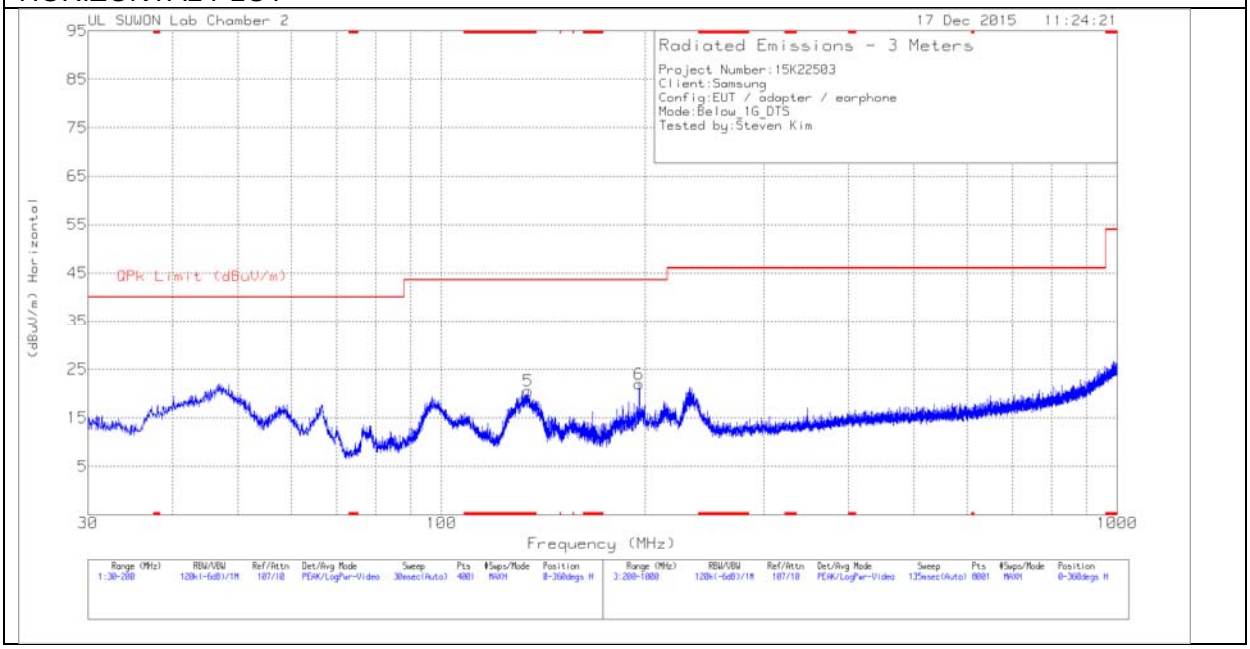

SPURIOUS EMISSIONS 30 TO 1000 MHz (WORST-CASE CONFIGURATION, VERTICAL)

VERTICAL PLOT

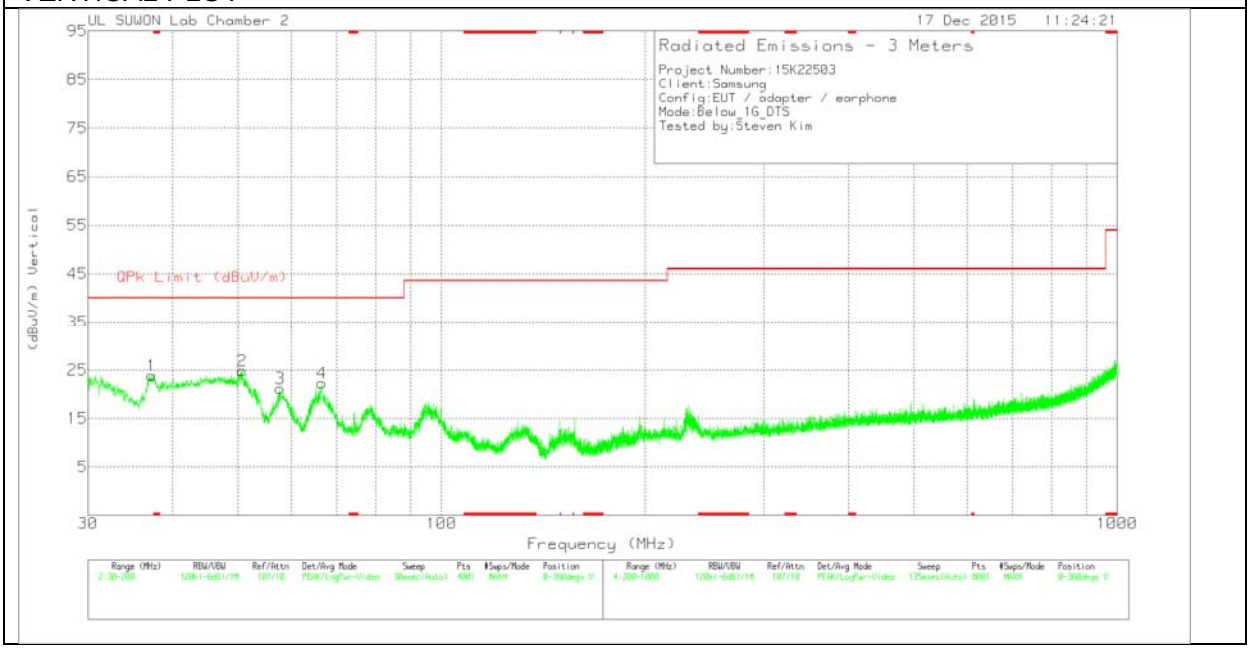

UL Korea, Ltd. Confidential
This report shall not be reproduced except in full, without the written approval of UL Korea, Ltd.

Below 1G Data

Trace Markers

Marker	Frequency (MHz)	Meter Reading (dBuV)	Det	VULB9163-749	Below_1G	Corrected Reading (dBuV/m)	QPk Limit (dBuV/m)	Margin (dB)	Azimuth (Degs)	Height (cm)	Polarity
5	* 134.3375	42.6	Pk	8.5	-30.5	20.6	43.52	-22.92	0-360	200	H
6	196.09	41.3	Pk	11	-30.3	22	43.52	-21.52	0-360	100	H
1	37.2675	42.9	Pk	11.7	-30.8	23.8	40	-16.2	0-360	100	V
2	50.6975	41.61	Pk	14	-30.7	24.91	40	-15.09	0-360	100	V
3	57.71	38.85	Pk	13.1	-30.7	21.25	40	-18.75	0-360	100	V
4	66.5925	42.33	Pk	10.7	-30.7	22.33	40	-17.67	0-360	100	V

* - indicates frequency in CFR15.205/IC7.2.2 Restricted Band

Pk - Peak detector

UL Korea, Ltd. Suwon Laboratory FORM ID: FCC_15C
218 Maeyeong-ro, Yeongtong-gu, Suwon-si, Gyeonggi-do, 16675, Korea TEL: (031) 337-9902 FAX: (031) 213-5433
UL Korea, Ltd. Confidential
This report shall not be reproduced except in full, without the written approval of UL Korea, Ltd.

12. AC POWER LINE CONDUCTED EMISSIONS

LIMITS

FCC §15.207 (a)

Frequency of Emission (MHz)	Conducted Limit (dBuV)	
	Quasi-peak	Average
0.15-0.5	66 to 56 *	56 to 46 *
0.5-5	56	46
5-30	60	50

* Decreases with the logarithm of the frequency.

TEST PROCEDURE

The EUT is placed on a non-conducting table 40 cm from the vertical ground plane and 80 cm above the horizontal ground plane. The EUT is configured in accordance with ANSI C63.10 2009.

The receiver is set to a resolution bandwidth of 9 kHz. Peak detection is used unless otherwise noted as quasi-peak or average.

Line conducted data is recorded for both NEUTRAL and HOT lines.

UL Korea, Ltd. Suwon Laboratory FORM ID: FCC_15C
218 Maeyeong-ro, Yeongtong-gu, Suwon-si, Gyeonggi-do, 16675, Korea TEL: (031) 337-9902 FAX: (031) 213-5433
UL Korea, Ltd. Confidential
This report shall not be reproduced except in full, without the written approval of UL Korea, Ltd.

RESULTS

WORST EMISSIONS

LINE 1 PLOT

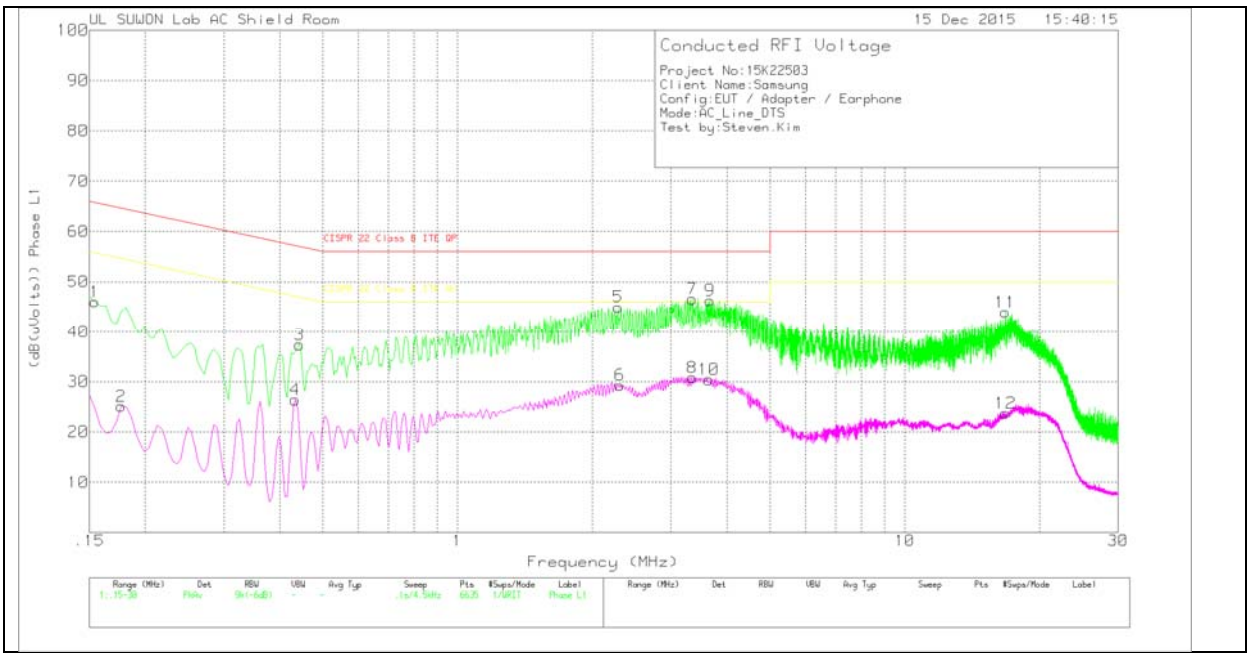

LINE 1 RESULTS

Trace Markers

Phase L1 .15 - 30MHz

Marker	Frequency (MHz)	Meter Reading (dBuV)	Det	101837_with ex-cord_L1	CE Shield Room	Corrected Reading (dB(uVolts))	CISPR 22 Class B ITE QP	Margin (dB)	CISPR 22 Class B ITE AV	Margin (dB)
1	.1545	36.15	Pk	9.9	0	46.05	65.75	-19.7	-	-
2	.177	14.89	Av	10.2	0	25.09	-	-	54.63	-29.54
3	.4425	27.27	Pk	10.1	0	37.37	57.01	-19.64	-	-
4	.4335	16.32	Av	10.1	0	26.42	-	-	47.19	-20.77
5	2.283	35.12	Pk	9.8	.1	45.02	56	-10.98	-	-
6	2.3055	19.41	Av	9.8	.1	29.31	-	-	46	-16.69
7	3.3495	36.71	Pk	9.8	.1	46.61	56	-9.39	-	-
8	3.345	20.91	Av	9.8	.1	30.81	-	-	46	-15.19
9	3.6645	36.42	Pk	9.8	.1	46.32	56	-9.68	-	-
10	3.642	20.52	Av	9.8	.1	30.42	-	-	46	-15.58
11	16.791	33.55	Pk	10.2	.2	43.95	60	-16.05	-	-
12	16.7955	13.36	Av	10.2	.2	23.76	-	-	50	-26.24

Pk - Peak detector

Av - Average detection

UL Korea, Ltd. Suwon Laboratory FORM ID: FCC_15C
218 Maeyeong-ro, Yeongtong-gu, Suwon-si, Gyeonggi-do, 16675, Korea TEL: (031) 337-9902 FAX: (031) 213-5433
UL Korea, Ltd. Confidential
This report shall not be reproduced except in full, without the written approval of UL Korea, Ltd.

LINE 2 PLOT

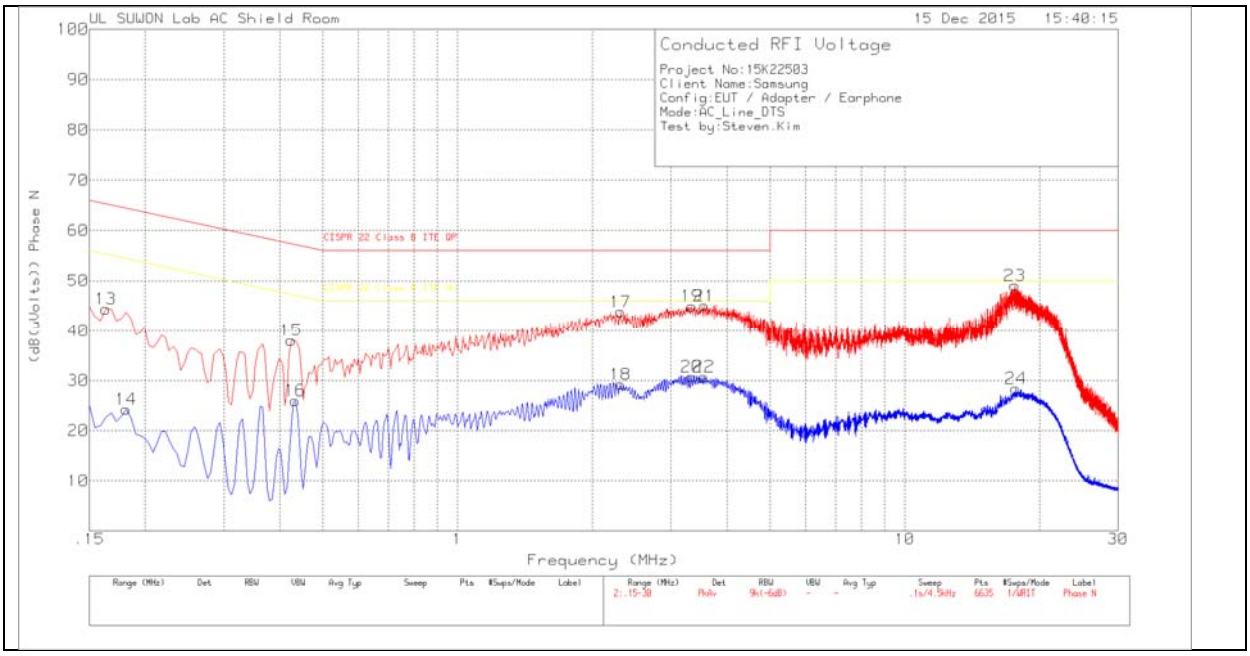

LINE 2 RESULTS

Trace Markers

Phase N .15 - 30MHz

Marker	Frequency (MHz)	Meter Reading (dBuV)	Det	101837_with ex-cord_N	CE Shield Room	Corrected Reading (dB(uVolts))	CISPR 22 Class B ITE QP	Margin (dB)	CISPR 22 Class B ITE AV	Margin (dB)
13	.1635	34.33	Pk	10.1	0	44.43	65.28	-20.85	-	-
14	.1815	14.18	Av	10.1	0	24.28	-	-	54.42	-30.14
15	.4245	27.98	Pk	10.1	0	38.08	57.36	-19.28	-	-
16	.4335	15.92	Av	10.1	0	26.02	-	-	47.19	-21.17
17	2.3145	33.93	Pk	9.8	.1	43.83	56	-12.17	-	-
18	2.3145	19.34	Av	9.8	.1	29.24	-	-	46	-16.76
19	3.3405	35.12	Pk	9.8	.1	45.02	56	-10.98	-	-
20	3.336	20.85	Av	9.8	.1	30.75	-	-	46	-15.25
21	3.5655	35.16	Pk	9.8	.1	45.06	56	-10.94	-	-
22	3.5565	20.86	Av	9.8	.1	30.76	-	-	46	-15.24
23	17.628	38.39	Pk	10.5	.2	49.09	60	-10.91	-	-
24	17.7225	17.72	Av	10.5	.2	28.42	-	-	50	-21.58

Pk - Peak detector

UL Korea, Ltd. Suwon Laboratory FORM ID: FCC_15C
218 Maeyeong-ro, Yeongtong-gu, Suwon-si, Gyeonggi-do, 16675, Korea TEL: (031) 337-9902 FAX: (031) 213-5433
UL Korea, Ltd. Confidential
This report shall not be reproduced except in full, without the written approval of UL Korea, Ltd.