Test Laboratory: UL Korea, Ltd. Suwon Laboratory Date: 2015-12-24

GSM850

Frequency: 836.6 MHz; Duty Cycle: 1:4.00037; Room Ambient Temperature: 24.0°C; Liquid Temperature: 23.0°C
Medium parameters used (interpolated): f = 836.6 MHz; σ = 0.881 S/m; ε_r = 42.741; ρ = 1000 kg/m^3
DASY5 Configuration:
- Area Scan Setting: Find Secondary Maximum Within: 2.0 dB and with a peak SAR value greater than 0.0012W/kg
- Electronics: DAE4 Sn1468; Calibrated: 2015-09-15
- Probe: EX3DV4 - SN7376; ConvF(9.99, 9.99, 9.99); Calibrated: 2015-09-02;
- Sensor-Surface: 2mm (Mechanical Surface Detection)
- Phantom: SAM (20deg probe tilt) with CRP v5.0(Right); Type: QD000P40CD; Serial: TP:1846

LHS/Touch_GPRS 2 slots_ch 190/Area Scan (7x11x1): Measurement grid: dx=15mm, dy=15mm
Maximum value of SAR (measured) = 0.606 W/kg

LHS/Touch_GPRS 2 slots_ch 190/Zoom Scan (5x5x7)/Cube 0: Measurement grid: dx=8mm, dy=8mm, dz=5mm
Reference Value = 26.86 V/m; Power Drift = -0.02 dB
Peak SAR (extrapolated) = 0.678 W/kg
SAR(1 g) = 0.536 W/kg; SAR(10 g) = 0.403 W/kg
Maximum value of SAR (measured) = 0.618 W/kg



0 dB = 0.618 W/kg = -2.09 dBW/kg

Test Laboratory: UL Korea Ltd. Suwon Laboratory Date: 2016-01-11

GSM 850

Frequency: 848.8 MHz; Duty Cycle: 1:4.00037; Room Ambient Temperature: 24.0°C; Liquid Temperature: 23.0°C
Medium parameters used (interpolated): f = 848.8 MHz; σ = 1.012 S/m; ε_r = 53.765; ρ = 1000 kg/m^3
DASY5 Configuration:
- Area Scan Setting: Find Secondary Maximum Within: 2.0 dB and with a peak SAR value greater than 0.0012W/kg
- Electronics: DAE4 Sn1468; Calibrated: 2015-09-15
- Probe: EX3DV4 - SN7376; ConvF(10.07, 10.07, 10.07); Calibrated: 2015-09-02;
- Sensor-Surface: 2mm (Mechanical Surface Detection)
- Phantom: Triple Flat Phantom 5.1C; Type: QD 000 P51 CA; Serial: 1166

Rear 0111/GPRS 2 slots_ch 251/Area Scan (15x9x1): Measurement grid: dx=12mm, dy=12mm
Maximum value of SAR (measured) = 0.971 W/kg

Rear 0111/GPRS 2 slots_ch 251/Zoom Scan 2 (5x5x7)/Cube 0: Measurement grid: dx=8mm, dy=8mm, dz=5mm
Reference Value = 31.56 V/m; Power Drift = 0.01 dB
Peak SAR (extrapolated) = 1.15 W/kg
SAR(1 g) = 0.699 W/kg; SAR(10 g) = 0.441 W/kg
Maximum value of SAR (measured) = 0.923 W/kg

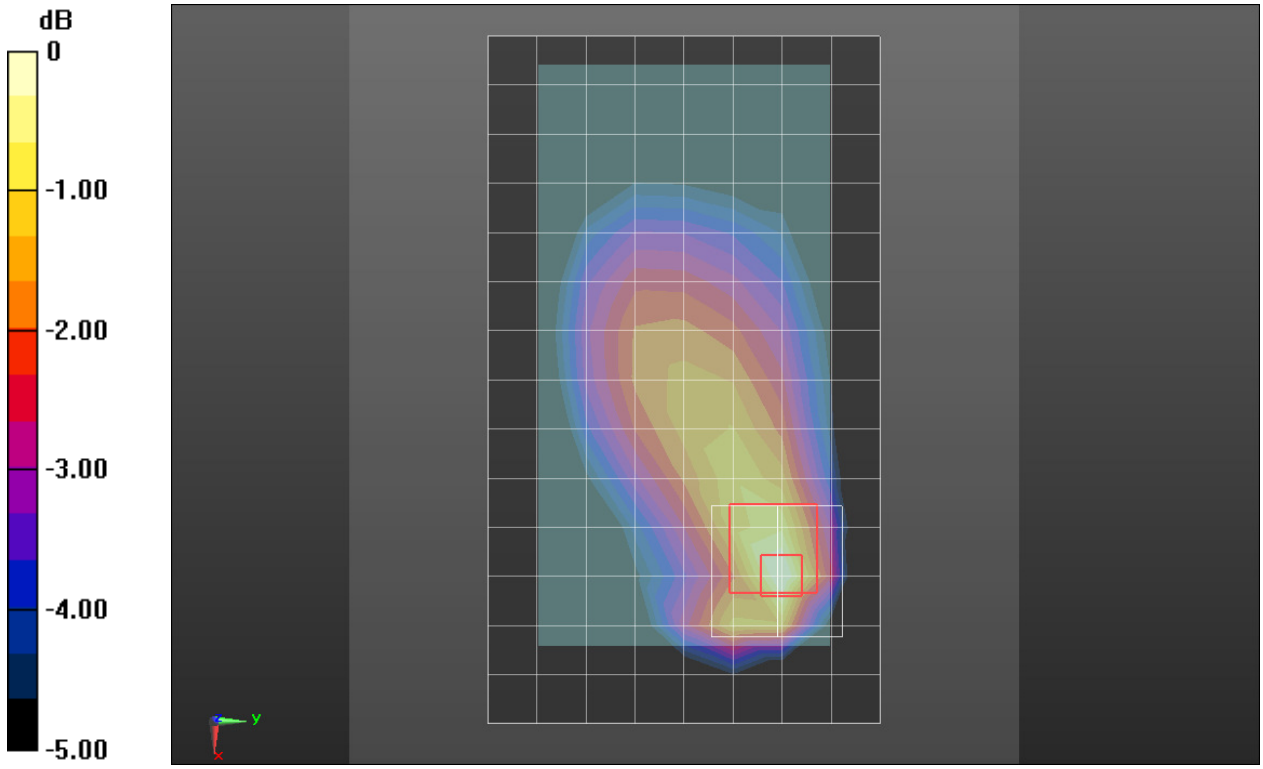

0 dB = 0.923 W/kg = -0.35 dBW/kg

Test Laboratory: UL Korea Ltd. Suwon Laboratory Date: 2015-12-24

GSM 1900

Frequency: 1880 MHz; Duty Cycle: 1:4.00037; Room Ambient Temperature: 24.0°C; Liquid Temperature: 23.0°C
Medium parameters used: f = 1880 MHz; σ = 1.403 S/m; ε_r = 40.596; ρ = 1000 kg/m^3
DASY5 Configuration:
- Area Scan Setting: Find Secondary Maximum Within: 2.0 dB and with a peak SAR value greater than 0.0012W/kg
- Electronics: DAE4 Sn1494; Calibrated: 2015-11-11
- Probe: EX3DV4 - SN7330; ConvF(8.07, 8.07, 8.07); Calibrated: 2015-02-12;
- Sensor-Surface: 2mm (Mechanical Surface Detection)
- Phantom: SAM Phantom CRP v5.0(Right); Type: QD000P40CD; Serial: TP:1855

LHS/Touch_GPRS 2 slots_ch 661/Area Scan (8x12x1): Measurement grid: dx=15mm, dy=15mm
Maximum value of SAR (measured) = 0.339 W/kg

LHS/Touch_GPRS 2 slots_ch 661/Zoom Scan (5x5x7)/Cube 0: Measurement grid: dx=8mm, dy=8mm, dz=5mm
Reference Value = 15.14 V/m; Power Drift = 0.05 dB
Peak SAR (extrapolated) = 0.434 W/kg
SAR(1 g) = 0.271 W/kg; SAR(10 g) = 0.162 W/kg
Maximum value of SAR (measured) = 0.357 W/kg



0 dB = 0.357 W/kg = -4.47 dBW/kg

Test Laboratory: UL Korea, Ltd. Suwon Laboratory Date: 2016-01-04

GSM1900

Frequency: 1909.8 MHz; Duty Cycle: 1:4.00037; Room Ambient Temperature: 24.0°C; Liquid Temperature: 23.0°C
Medium parameters used: f = 1910 MHz; σ = 1.564 S/m; ε_r = 51.778; ρ = 1000 kg/m^3
DASY5 Configuration:
- Area Scan Setting: Find Secondary Maximum Within: 2.0 dB and with a peak SAR value greater than 0.0012W/kg
- Electronics: DAE4 Sn1494; Calibrated: 2015-11-11
- Probe: EX3DV4 - SN7330; ConvF(7.82, 7.82, 7.82); Calibrated: 2015-02-12;
- Sensor-Surface: 2mm (Mechanical Surface Detection)
- Phantom: ELI v6.0; Type: QDOVA003AA; Serial: TP:xxxx

Front/GPRS 2 slots_ch810/Area Scan (12x7x1): Measurement grid: dx=15mm, dy=15mm
Maximum value of SAR (measured) = 0.826 W/kg

Front/GPRS 2 slots_ch810/Zoom Scan (5x5x7)/Cube 0: Measurement grid: dx=8mm, dy=8mm, dz=5mm
Reference Value = 23.65 V/m; Power Drift = 0.14 dB
Peak SAR (extrapolated) = 1.41 W/kg
SAR(1 g) = 0.761 W/kg; SAR(10 g) = 0.398 W/kg
Maximum value of SAR (measured) = 1.06 W/kg

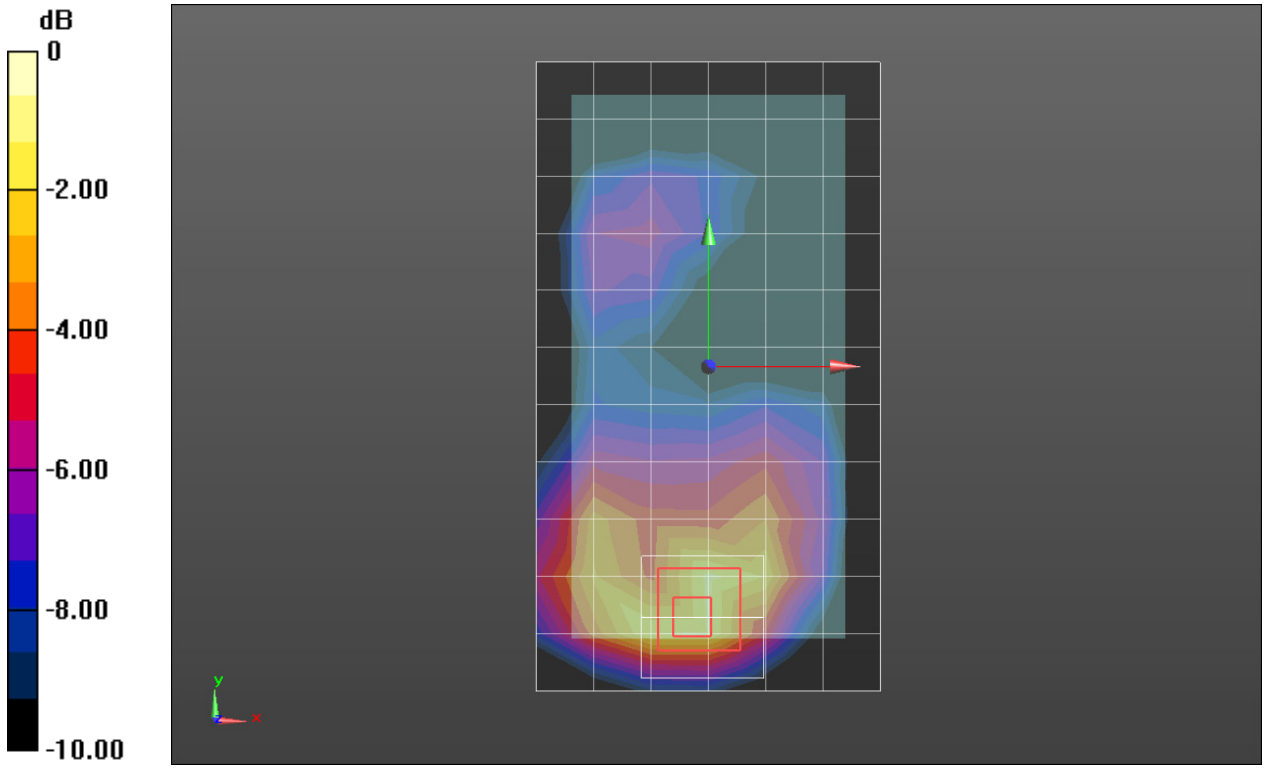

0 dB = 1.06 W/kg = 0.25 dBW/kg

WCDMA Band 2

Frequency: 1880 MHz; Duty Cycle: 1:1; Room Ambient Temperature: 24.0°C; Liquid Temperature: 23.0°C
Medium parameters used: f = 1880 MHz; σ = 1.423 S/m; ε_r = 40.188; ρ = 1000 kg/m^3
DASY5 Configuration:
- Area Scan Setting: Find Secondary Maximum Within: 2.0 dB and with a peak SAR value greater than 0.0012W/kg
- Electronics: DAE4 Sn1468; Calibrated: 2015-09-15
- Probe: EX3DV4 - SN7376; ConvF(8.06, 8.06, 8.06); Calibrated: 2015-09-02;
- Sensor-Surface: 2mm (Mechanical Surface Detection)
- Phantom: SAM (20deg probe tilt) with CRP v5.0(Middle); Type: QD000P40CD; Serial: TP:1847

LHS/Touch_Rel.99 ch 9400/Area Scan (7x12x1): Measurement grid: dx=15mm, dy=15mm
Maximum value of SAR (measured) = 0.435 W/kg

LHS/Touch_Rel.99 ch 9400/Zoom Scan (5x5x7)/Cube 0: Measurement grid: dx=8mm, dy=8mm, dz=5mm
Reference Value = 17.77 V/m; Power Drift = -0.02 dB
Peak SAR (extrapolated) = 0.564 W/kg
SAR(1 g) = 0.342 W/kg; SAR(10 g) = 0.199 W/kg
Maximum value of SAR (measured) = 0.457 W/kg



0 dB = 0.457 W/kg = -3.40 dBW/kg

WCDMA Band 2

Frequency: 1907.6 MHz; Duty Cycle: 1:1; Room Ambient Temperature: 24.0°C; Liquid Temperature: 23.0°C
Medium parameters used (interpolated): f = 1907.6 MHz; σ = 1.589 S/m; ε_r = 51.97; ρ = 1000 kg/m^3
DASY5 Configuration:
- Area Scan Setting: Find Secondary Maximum Within: 2.0 dB and with a peak SAR value greater than 0.0012W/kg
- Electronics: DAE4 Sn1494; Calibrated: 2015-11-11
- Probe: EX3DV4 - SN7330; ConvF(7.82, 7.82, 7.82); Calibrated: 2015-02-12;
- Sensor-Surface: 2mm (Mechanical Surface Detection)
- Phantom: ELI v6.0; Type: QDOVA003AA; Serial: TP:xxxx

Front 10mm/RMC Rel.99 ch9538 Sample 4/Area Scan (12x8x1): Measurement grid: dx=15mm, dy=15mm
Maximum value of SAR (measured) = 0.947 W/kg

Front 10mm/RMC Rel.99 ch9538 Sample 4/Zoom Scan (5x5x7)/Cube 0: Measurement grid: dx=8mm, dy=8mm, dz=5mm
Reference Value = 24.78 V/m; Power Drift = -0.04 dB
Peak SAR (extrapolated) = 1.46 W/kg
SAR(1 g) = 0.783 W/kg; SAR(10 g) = 0.401 W/kg
Maximum value of SAR (measured) = 1.05 W/kg

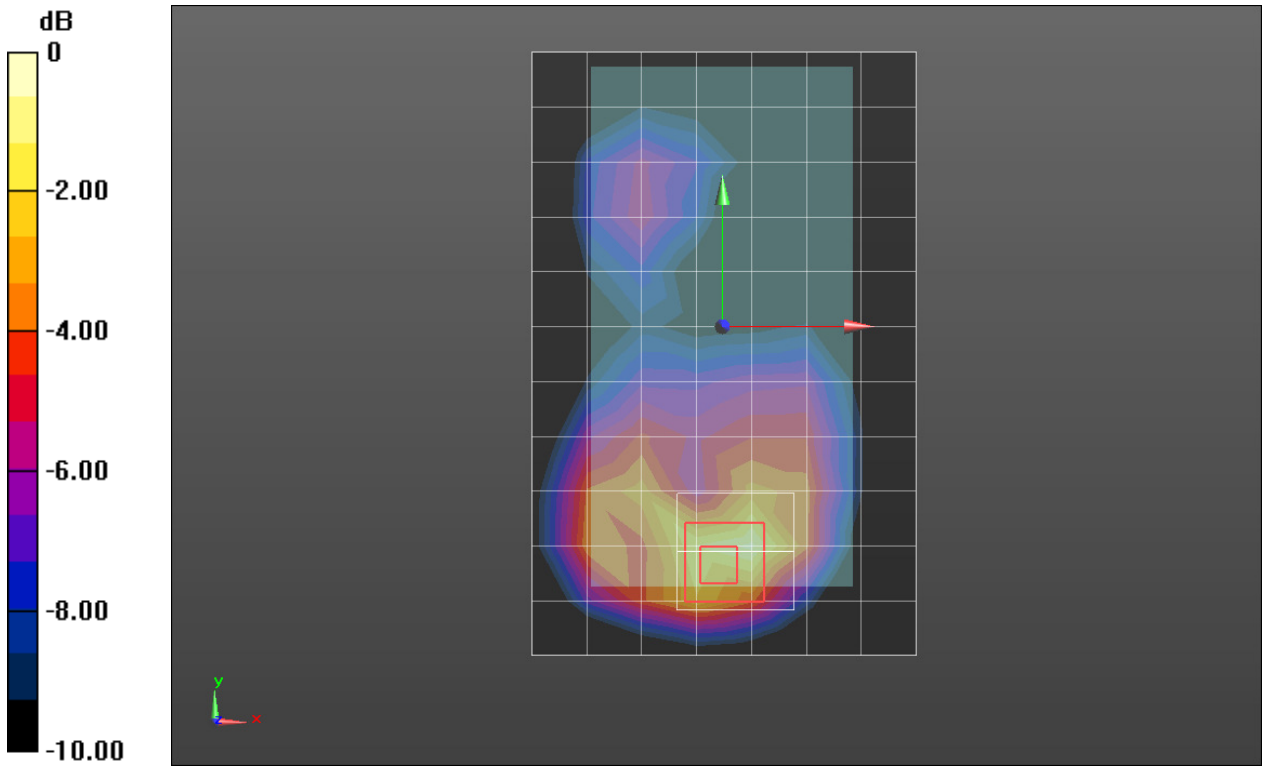

0 dB = 1.05 W/kg = 0.21 dBW/kg

Test Laboratory: UL Korea, Ltd. Suwon Laboratory Date: 2015-12-27

WCDMA Band 4

Frequency: 1732.6 MHz; Duty Cycle: 1:1; Room Ambient Temperature: 24.0°C; Liquid Temperature: 23.0°C
Medium parameters used (interpolated): f = 1732.6 MHz; σ = 1.301 S/m; ε_r = 41.241; ρ = 1000 kg/m^3
DASY5 Configuration:
- Area Scan Setting: Find Secondary Maximum Within: 2.0 dB and with a peak SAR value greater than 0.0012W/kg
- Electronics: DAE4 Sn1494; Calibrated: 2015-11-11
- Probe: EX3DV4 - SN7330; ConvF(8.28, 8.28, 8.28); Calibrated: 2015-02-12;
- Sensor-Surface: 2mm (Mechanical Surface Detection)
- Phantom: SAM Phantom CRP v5.0(Right); Type: QD000P40CD; Serial: TP:1855

LHS/Touch_RMC Rel .99_ch 1413/Area Scan (7x12x1): Measurement grid: dx=15mm, dy=15mm
Maximum value of SAR (measured) = 0.404 W/kg

LHS/Touch_RMC Rel .99_ch 1413/Zoom Scan (5x5x7)/Cube 0: Measurement grid: dx=8mm, dy=8mm, dz=5mm
Reference Value = 17.78 V/m; Power Drift = 0.10 dB
Peak SAR (extrapolated) = 0.481 W/kg
SAR(1 g) = 0.309 W/kg; SAR(10 g) = 0.190 W/kg
Maximum value of SAR (measured) = 0.396 W/kg



0 dB = 0.396 W/kg = -4.02 dBW/kg

WCDMA Band 4

Frequency: 1752.6 MHz; Duty Cycle: 1:1; Room Ambient Temperature: 24.0°C; Liquid Temperature: 23.0°C
Medium parameters used (interpolated): f = 1752.6 MHz; σ = 1.444 S/m; ε_r = 52.494; ρ = 1000 kg/m^3
DASY5 Configuration:
- Area Scan Setting: Find Secondary Maximum Within: 2.0 dB and with a peak SAR value greater than 0.0012W/kg
- Electronics: DAE4 Sn1494; Calibrated: 2015-11-11
- Probe: EX3DV4 - SN7330; ConvF(7.98, 7.98, 7.98); Calibrated: 2015-02-12;
- Sensor-Surface: 2mm (Mechanical Surface Detection)
- Phantom: ELI v6.0; Type: QDOVA003AA; Serial: TP:xxxx

Front (10mm)/RMC Rel.99 ch1513/Area Scan (12x7x1): Measurement grid: dx=15mm, dy=15mm
Maximum value of SAR (measured) = 1.28 W/kg

Front (10mm)/RMC Rel.99 ch1513/Zoom Scan (5x5x7)/Cube 0: Measurement grid: dx=8mm, dy=8mm, dz=5mm
Reference Value = 29.15 V/m; Power Drift = 0.06 dB
Peak SAR (extrapolated) = 1.63 W/kg
SAR(1 g) = 0.915 W/kg; SAR(10 g) = 0.494 W/kg

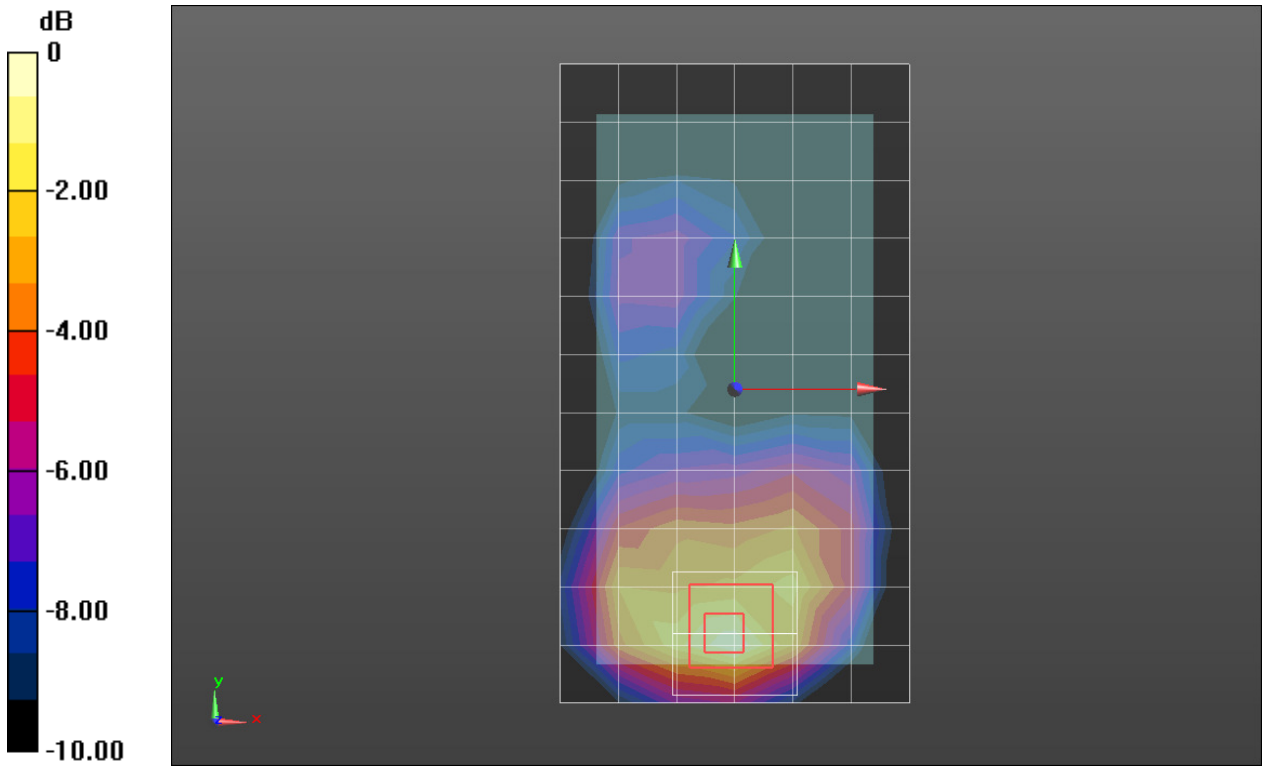

0 dB = 1.28 W/kg = 1.07 dBW/kg

Test Laboratory: UL Korea Ltd. Suwon Laboratory Date: 2015-12-26

WCDMA Band 5

Frequency: 836.6 MHz; Duty Cycle: 1:1; Room Ambient Temperature: 24.0°C; Liquid Temperature: 23.0°C
Medium parameters used (interpolated): f = 836.6 MHz; σ = 0.877 S/m; ε_r = 40.603; ρ = 1000 kg/m^3
DASY5 Configuration:
- Area Scan Setting: Find Secondary Maximum Within: 2.0 dB and with a peak SAR value greater than 0.0012W/kg
- Electronics: DAE4 Sn1468; Calibrated: 2015-09-15
- Probe: EX3DV4 - SN7376; ConvF(9.99, 9.99, 9.99); Calibrated: 2015-09-02;
- Sensor-Surface: 2mm (Mechanical Surface Detection)
- Phantom: SAM (20deg probe tilt) with CRP v5.0(Right); Type: QD000P40CD; Serial: TP:1846

LHS/Touch_RMC Rel .99_ch 4183/Area Scan (7x12x1): Measurement grid: dx=15mm, dy=15mm
Maximum value of SAR (measured) = 0.386 W/kg

LHS/Touch_RMC Rel .99_ch 4183/Zoom Scan (5x5x7)/Cube 0: Measurement grid: dx=8mm, dy=8mm, dz=5mm
Reference Value = 20.56 V/m; Power Drift = -0.10 dB
Peak SAR (extrapolated) = 0.402 W/kg
SAR(1 g) = 0.312 W/kg; SAR(10 g) = 0.235 W/kg
Maximum value of SAR (measured) = 0.365 W/kg



0 dB = 0.365 W/kg = -4.38 dBW/kg

WCDMA Band V

Frequency: 836.6 MHz; Duty Cycle: 1:1; Room Ambient Temperature: 24.0°C; Liquid Temperature: 23.0°C
Medium parameters used (interpolated): f = 836.6 MHz; σ = 1.014 S/m; ε_r = 53.644; ρ = 1000 kg/m^3
DASY5 Configuration:
- Area Scan Setting: Find Secondary Maximum Within: 2.0 dB and with a peak SAR value greater than 0.0012W/kg
- Electronics: DAE4 Sn1468; Calibrated: 2015-09-15
- Probe: EX3DV4 - SN7376; ConvF(10.07, 10.07, 10.07); Calibrated: 2015-09-02;
- Sensor-Surface: 2mm (Mechanical Surface Detection)
- Phantom: Triple Flat Phantom 5.1C; Type: QD 000 P51 CA; Serial: 1166

Rear/RMC Rel.99 ch4183 10mm/Area Scan (7x12x1): Measurement grid: dx=15mm, dy=15mm
Maximum value of SAR (measured) = 0.535 W/kg

Rear/RMC Rel.99 ch4183 10mm/Zoom Scan (6x6x7)/Cube 0: Measurement grid: dx=8mm, dy=8mm, dz=5mm
Reference Value = 23.46 V/m; Power Drift = -0.16 dB
Peak SAR (extrapolated) = 0.833 W/kg
SAR(1 g) = 0.474 W/kg; SAR(10 g) = 0.281 W/kg
Maximum value of SAR (measured) = 0.658 W/kg

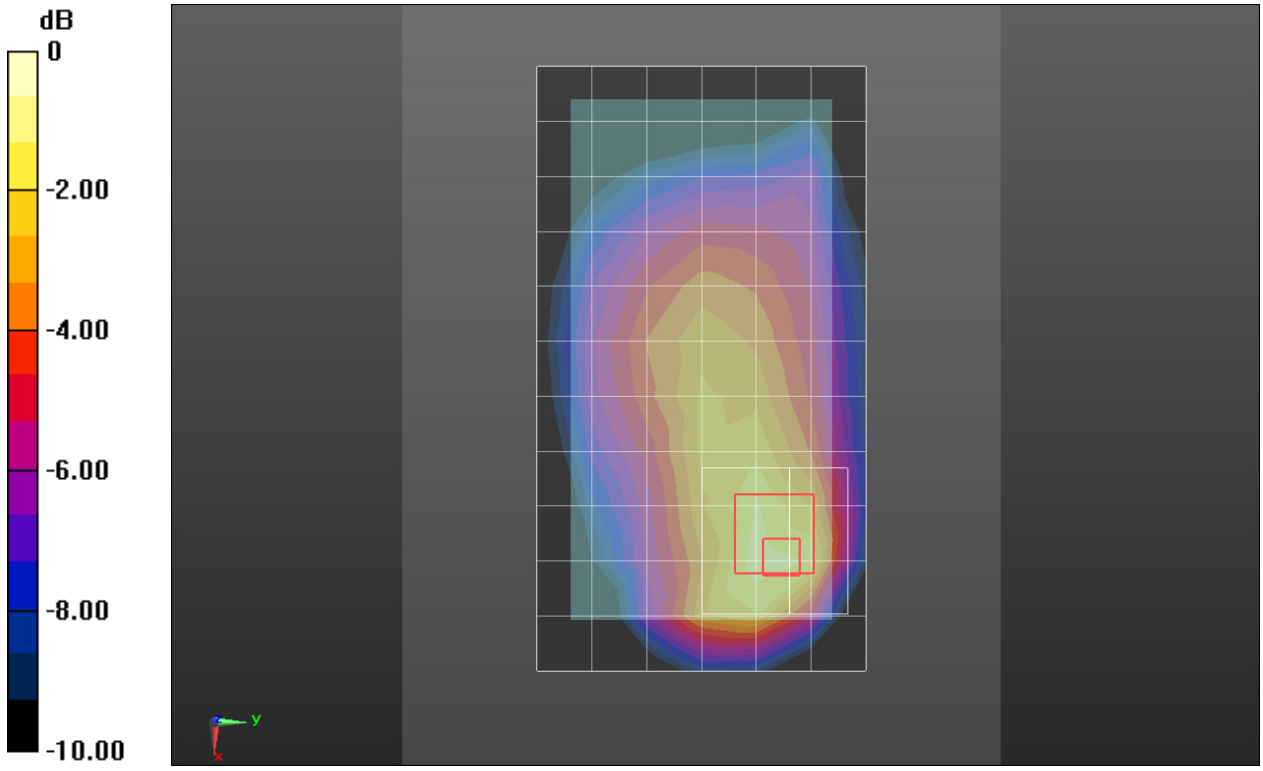

0 dB = 0.658 W/kg = -1.82 dBW/kg

LTE Band 2

Frequency: 1880 MHz; Duty Cycle: 1:1; Room Ambient Temperature: 24.0°C; Liquid Temperature: 23.0°C
Medium parameters used: f = 1880 MHz; σ = 1.418 S/m; ε_r = 38.796; ρ = 1000 kg/m^3
DASY5 Configuration:
- Area Scan Setting: Find Secondary Maximum Within: 2.0 dB and with a peak SAR value greater than 0.0012W/kg
- Electronics: DAE4 Sn1494; Calibrated: 2015-11-11
- Probe: EX3DV4 - SN7330; ConvF(8.07, 8.07, 8.07); Calibrated: 2015-02-12;
- Sensor-Surface: 2mm (Mechanical Surface Detection)
- Phantom: SAM Phantom CRP v5.0(Right); Type: QD000P40CD; Serial: TP:1855

LHS/Touch_QPSK 1/0 ch 18900/Area Scan (7x12x1): Measurement grid: dx=15mm, dy=15mm
Maximum value of SAR (measured) = 0.426 W/kg

LHS/Touch_QPSK 1/0 ch 18900/Zoom Scan (5x5x7)/Cube 0: Measurement grid: dx=8mm, dy=8mm, dz=5mm
Reference Value = 16.43 V/m; Power Drift = 0.18 dB
Peak SAR (extrapolated) = 0.563 W/kg
SAR(1 g) = 0.346 W/kg; SAR(10 g) = 0.205 W/kg
Maximum value of SAR (measured) = 0.461 W/kg



0 dB = 0.461 W/kg = -3.36 dBW/kg

LTE Band 2

Frequency: 1900 MHz; Duty Cycle: 1:1; Room Ambient Temperature: 24.0°C; Liquid Temperature: 23.0°C
Medium parameters used: f = 1900 MHz; σ = 1.555 S/m; ε_r = 51.753; ρ = 1000 kg/m^3
DASY5 Configuration:
- Area Scan Setting: Find Secondary Maximum Within: 2.0 dB and with a peak SAR value greater than 0.0012W/kg
- Electronics: DAE4 Sn1494; Calibrated: 2015-11-11
- Probe: EX3DV4 - SN7330; ConvF(7.82, 7.82, 7.82); Calibrated: 2015-02-12;
- Sensor-Surface: 2mm (Mechanical Surface Detection)
- Phantom: ELI v6.0; Type: QDOVA003AA; Serial: TP:xxxx

Front /QPSK RB 1/0 ch19100/Area Scan (8x12x1): Measurement grid: dx=15mm, dy=15mm
Maximum value of SAR (measured) = 0.956 W/kg

Front /QPSK RB 1/0 ch19100/Zoom Scan (5x5x7)/Cube 0: Measurement grid: dx=8mm, dy=8mm, dz=5mm
Reference Value = 25.83 V/m; Power Drift = 0.02 dB
Peak SAR (extrapolated) = 1.49 W/kg
SAR(1 g) = 0.821 W/kg; SAR(10 g) = 0.435 W/kg
Maximum value of SAR (measured) = 1.12 W/kg

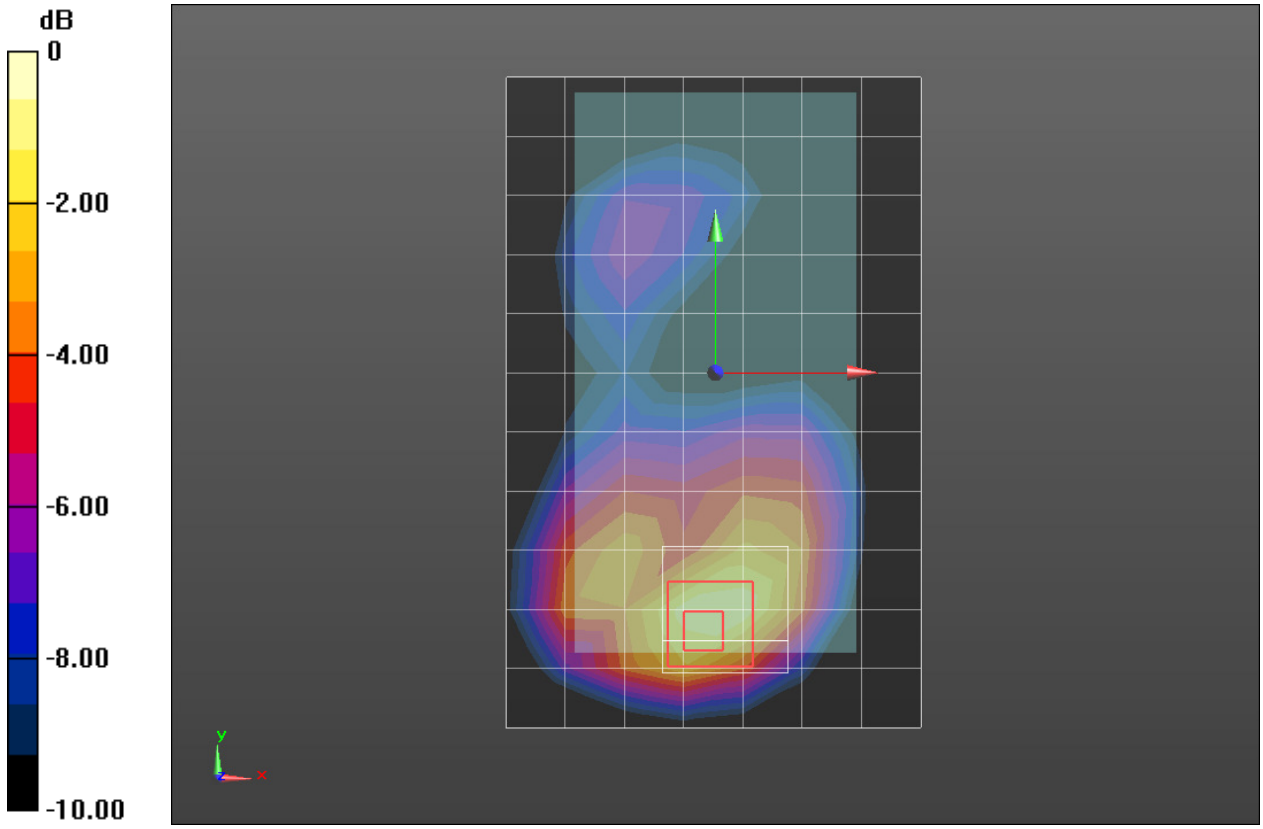

0 dB = 1.12 W/kg = 0.49 dBW/kg

LTE Band 4

Frequency: 1732.5 MHz; Duty Cycle: 1:1; Room Ambient Temperature: 24.0°C; Liquid Temperature: 23.0°C
Medium parameters used (interpolated): f = 1732.5 MHz; σ = 1.301 S/m; ε_r = 41.242; ρ = 1000 kg/m^3
DASY5 Configuration:
- Area Scan Setting: Find Secondary Maximum Within: 2.0 dB and with a peak SAR value greater than 0.0012W/kg
- Electronics: DAE4 Sn1494; Calibrated: 2015-11-11
- Probe: EX3DV4 - SN7330; ConvF(8.28, 8.28, 8.28); Calibrated: 2015-02-12;
- Sensor-Surface: 2mm (Mechanical Surface Detection)
- Phantom: SAM Phantom CRP v5.0(Right); Type: QD000P40CD; Serial: TP:1855

LHS/Touch_QPSK 1/99 ch 20175/Area Scan (7x12x1): Measurement grid: dx=15mm, dy=15mm
Maximum value of SAR (measured) = 0.446 W/kg

LHS/Touch_QPSK 1/99 ch 20175/Zoom Scan (5x5x7)/Cube 0: Measurement grid: dx=8mm, dy=8mm, dz=5mm
Reference Value = 18.93 V/m; Power Drift = 0.02 dB
Peak SAR (extrapolated) = 0.540 W/kg
SAR(1 g) = 0.346 W/kg; SAR(10 g) = 0.208 W/kg
Maximum value of SAR (measured) = 0.452 W/kg



0 dB = 0.452 W/kg = -3.45 dBW/kg

LTE Band IV

Frequency: 1732.5 MHz; Duty Cycle: 1:1; Room Ambient Temperature: 24.0°C; Liquid Temperature: 23.0°C
Medium parameters used (interpolated): f = 1732.5 MHz; σ = 1.423 S/m; ε_r = 52.559; ρ = 1000 kg/m^3
DASY5 Configuration:
- Area Scan Setting: Find Secondary Maximum Within: 2.0 dB and with a peak SAR value greater than 0.0012W/kg
- Electronics: DAE4 Sn1494; Calibrated: 2015-11-11
- Probe: EX3DV4 - SN7330; ConvF(7.98, 7.98, 7.98); Calibrated: 2015-02-12;
- Sensor-Surface: 2mm (Mechanical Surface Detection)
- Phantom: ELI v6.0; Type: QDOVA003AA; Serial: TP:xxxx

Front (10mm)/QPSK RB 1/99 ch20175/Area Scan (8x12x1): Measurement grid: dx=15mm, dy=15mm
Maximum value of SAR (measured) = 0.976 W/kg

Front (10mm)/QPSK RB 1/99 ch20175/Zoom Scan 2 (7x7x7)/Cube 0: Measurement grid: dx=8mm, dy=8mm, dz=5mm
Reference Value = 26.85 V/m; Power Drift = -0.02 dB
Peak SAR (extrapolated) = 1.43 W/kg
SAR(1 g) = 0.802 W/kg; SAR(10 g) = 0.435 W/kg
Maximum value of SAR (measured) = 1.13 W/kg

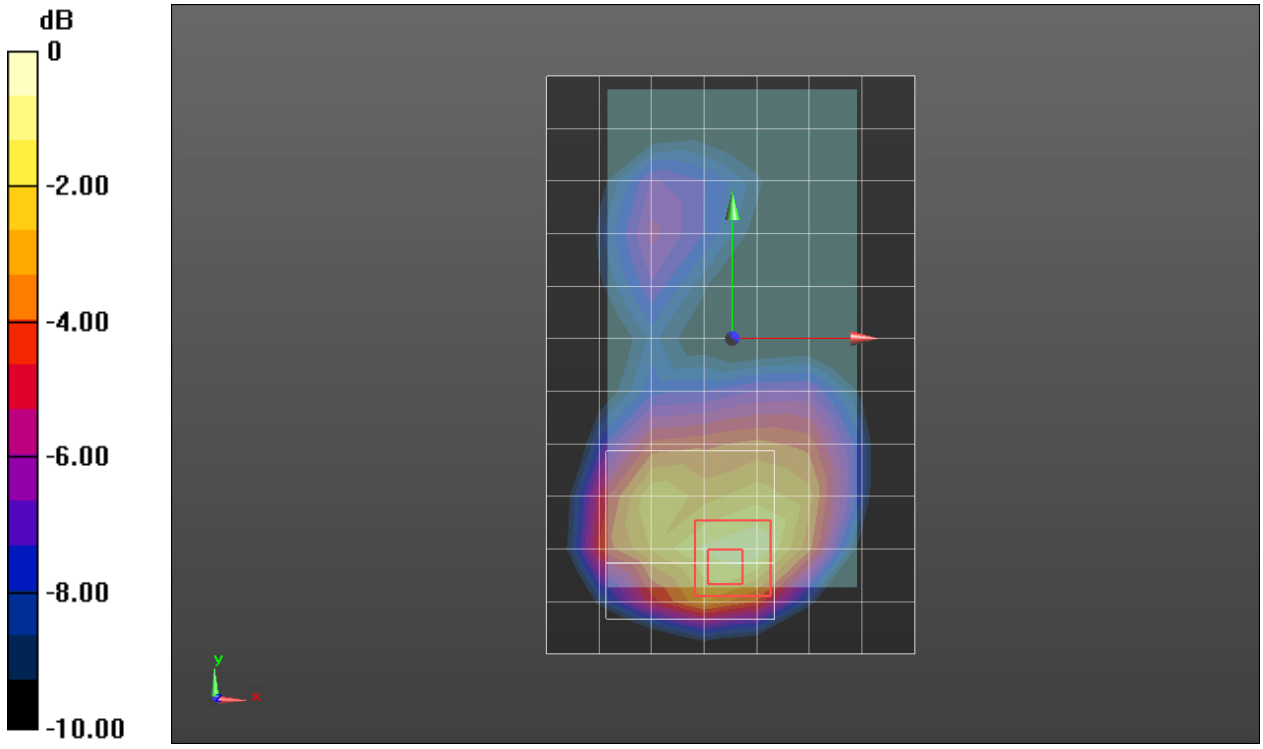

0 dB = 1.13 W/kg = 0.53 dBW/kg

LTE Band 5

Frequency: 836.5 MHz; Duty Cycle: 1:1; Room Ambient Temperature: 24.0°C; Liquid Temperature: 23.0°C
Medium parameters used (interpolated): f = 836.5 MHz; σ = 0.876 S/m; ε_r = 40.604; ρ = 1000 kg/m^3
DASY5 Configuration:
- Area Scan Setting: Find Secondary Maximum Within: 2.0 dB and with a peak SAR value greater than 0.0012W/kg
- Electronics: DAE4 Sn1468; Calibrated: 2015-09-15
- Probe: EX3DV4 - SN7376; ConvF(9.99, 9.99, 9.99); Calibrated: 2015-09-02;
- Sensor-Surface: 2mm (Mechanical Surface Detection)
- Phantom: SAM (20deg probe tilt) with CRP v5.0(Right); Type: QD000P40CD; Serial: TP:1846

LHS/Touch_QPSK RB 1/0_ch 20525/Area Scan (7x12x1): Measurement grid: dx=15mm, dy=15mm
Maximum value of SAR (measured) = 0.386 W/kg

LHS/Touch_QPSK RB 1/0_ch 20525/Zoom Scan (5x5x7)/Cube 0: Measurement grid: dx=8mm, dy=8mm, dz=5mm
Reference Value = 21.61 V/m; Power Drift = 0.04 dB
Peak SAR (extrapolated) = 0.431 W/kg
SAR(1 g) = 0.339 W/kg; SAR(10 g) = 0.257 W/kg
Maximum value of SAR (measured) = 0.395 W/kg



0 dB = 0.395 W/kg = -4.03 dBW/kg

LTE Band 5

Frequency: 836.5 MHz; Duty Cycle: 1:1; Room Ambient Temperature: 24.0°C; Liquid Temperature: 23.0°C
Medium parameters used (interpolated): f = 836.5 MHz; σ = 1.014 S/m; ε_r = 53.645; ρ = 1000 kg/m^3
DASY5 Configuration:
- Area Scan Setting: Find Secondary Maximum Within: 2.0 dB and with a peak SAR value greater than 0.0012W/kg
- Electronics: DAE4 Sn1468; Calibrated: 2015-09-15
- Probe: EX3DV4 - SN7376; ConvF(10.07, 10.07, 10.07); Calibrated: 2015-09-02;
- Sensor-Surface: 2mm (Mechanical Surface Detection)
- Phantom: Triple Flat Phantom 5.1C; Type: QD 000 P51 CA; Serial: 1166

Rear/QPSK RB 1/0 ch20525 hotspot/Area Scan (8x13x1): Measurement grid: dx=15mm, dy=15mm
Maximum value of SAR (measured) = 0.583 W/kg

Rear/QPSK RB 1/0 ch20525 hotspot/Zoom Scan 2 (5x5x7)/Cube 0: Measurement grid: dx=8mm, dy=8mm, dz=5mm
Reference Value = 25.00 V/m; Power Drift = -0.01 dB
Peak SAR (extrapolated) = 0.786 W/kg
SAR(1 g) = 0.471 W/kg; SAR(10 g) = 0.290 W/kg
Maximum value of SAR (measured) = 0.628 W/kg

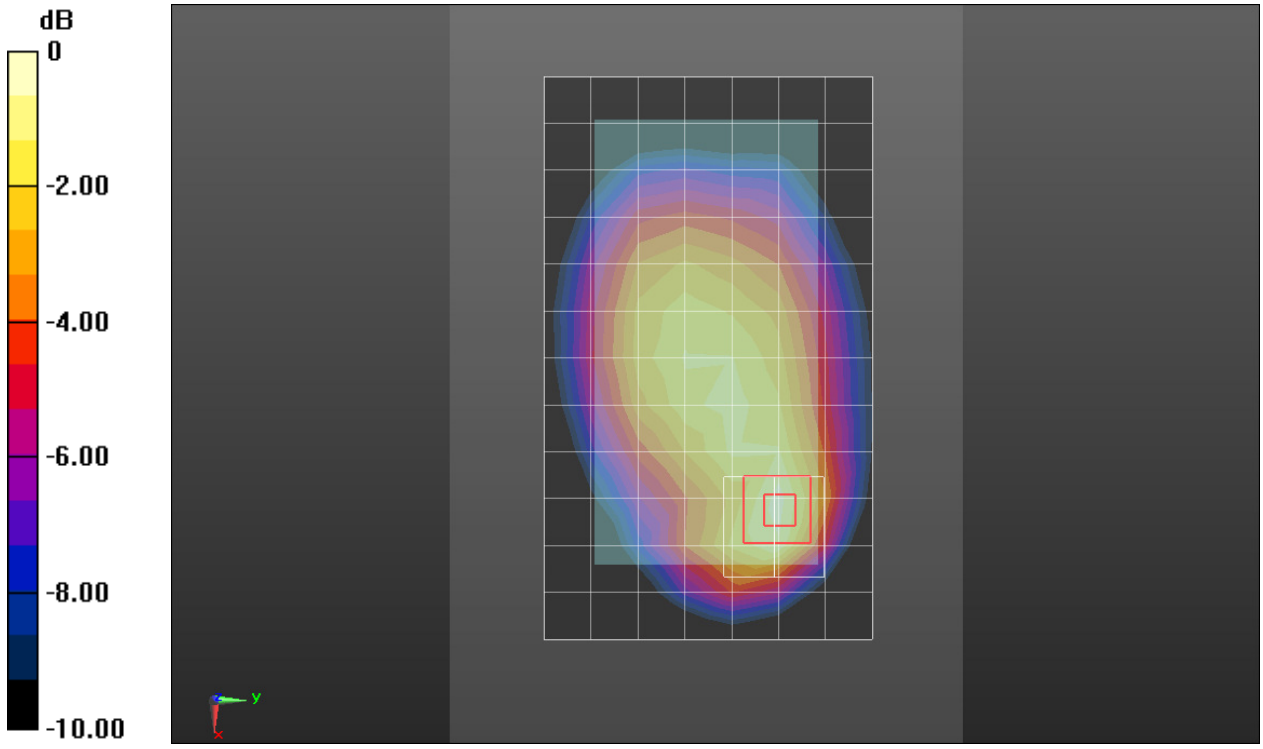

0 dB = 0.628 W/kg = -2.02 dBW/kg

LTE Band 17

Frequency: 710 MHz; Duty Cycle: 1:1; Room Ambient Temperature: 24.0°C; Liquid Temperature: 23.0°C
Medium parameters used: f = 710 MHz; σ = 0.857 S/m; ε_r = 42.555; ρ = 1000 kg/m^3
DASY5 Configuration:
- Area Scan Setting: Find Secondary Maximum Within: 2.0 dB and with a peak SAR value greater than 0.0012W/kg
- Electronics: DAE4 Sn1494; Calibrated: 2015-11-11
- Probe: EX3DV4 - SN7330; ConvF(10.31, 10.31, 10.31); Calibrated: 2015-02-12;
- Sensor-Surface: 2mm (Mechanical Surface Detection)
- Phantom: SAM Phantom CRP v5.0(Middle); Type: QD000P40CD; Serial: TP:1854

LHS/Touch_QPSK 1/25 ch 23790/Area Scan (8x12x1): Measurement grid: dx=15mm, dy=15mm
Maximum value of SAR (measured) = 0.143 W/kg

LHS/Touch_QPSK 1/25 ch 23790/Zoom Scan (6x6x7)/Cube 0: Measurement grid: dx=8mm, dy=8mm, dz=5mm
Reference Value = 13.10 V/m; Power Drift = 0.13 dB
Peak SAR (extrapolated) = 0.162 W/kg
SAR(1 g) = 0.133 W/kg; SAR(10 g) = 0.102 W/kg
Maximum value of SAR (measured) = 0.150 W/kg



0 dB = 0.150 W/kg = -8.24 dBW/kg

LTE Band 17

Frequency: 710 MHz; Duty Cycle: 1:1; Room Ambient Temperature: 24.0°C; Liquid Temperature: 23.0°C
Medium parameters used: f = 710 MHz; σ = 0.925 S/m; ε_r = 57.62; ρ = 1000 kg/m^3
DASY5 Configuration:
- Area Scan Setting: Find Secondary Maximum Within: 2.0 dB and with a peak SAR value greater than 0.0012W/kg
- Electronics: DAE4 Sn1468; Calibrated: 2015-09-15
- Probe: EX3DV4 - SN7376; ConvF(10.33, 10.33, 10.33); Calibrated: 2015-09-02;
- Sensor-Surface: 2mm (Mechanical Surface Detection)
- Phantom: Triple Flat Phantom 5.1C; Type: QD 000 P51 CA; Serial: 1166

Rear/QPSK RB 1/25 ch 23790/Area Scan (12x7x1): Measurement grid: dx=15mm, dy=15mm
Maximum value of SAR (measured) = 0.271 W/kg

Rear/QPSK RB 1/25 ch 23790/Zoom Scan 2 (5x5x7)/Cube 0: Measurement grid: dx=8mm, dy=8mm, dz=5mm
Reference Value = 17.62 V/m; Power Drift = 0.12 dB
Peak SAR (extrapolated) = 0.395 W/kg
SAR(1 g) = 0.244 W/kg; SAR(10 g) = 0.160 W/kg
Maximum value of SAR (measured) = 0.322 W/kg

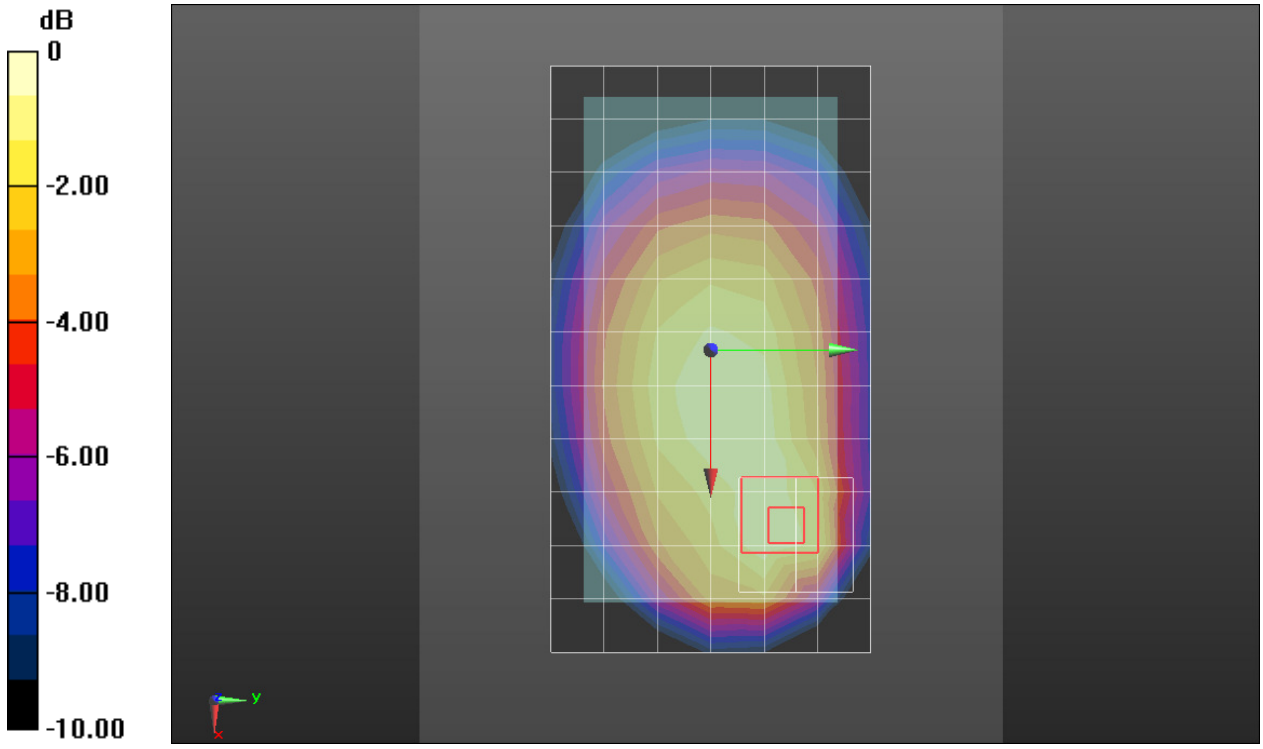

0 dB = 0.322 W/kg = -4.92 dBW/kg

Wi-Fi 2.4GHz

Frequency: 2412 MHz; Duty Cycle: 1:1; Room Ambient Temperature: 24.0°C; Liquid Temperature: 23.0°C
Medium parameters used (interpolated): f = 2412 MHz; σ = 1.829 S/m; ε_r = 40.931; ρ = 1000 kg/m^3
DASY5 Configuration:
- Area Scan Setting: Find Secondary Maximum Within: 2.0 dB and with a peak SAR value greater than 0.0012W/kg
- Electronics: DAE4 Sn1447; Calibrated: 2015-09-23
- Probe: EX3DV4 - SN7314; ConvF(7.18, 7.18, 7.18); Calibrated: 2015-09-25;
- Sensor-Surface: 2mm (Mechanical Surface Detection)
- Phantom: SAM (20deg probe tilt) with CRP v5.0(Right); Type: QD000P40CD; Serial: TP:xxxx

LHS/Touch_802.11b_ch 1/Area Scan (9x15x1): Measurement grid: dx=12mm, dy=12mm
Maximum value of SAR (measured) = 0.397 W/kg

LHS/Touch_802.11b_ch 1/Zoom Scan (7x8x7)/Cube 0: Measurement grid: dx=5mm, dy=5mm, dz=5mm
Reference Value = 9.313 V/m; Power Drift = 0.17 dB
Peak SAR (extrapolated) = 0.654 W/kg
SAR(1 g) = 0.282 W/kg; SAR(10 g) = 0.131 W/kg
Maximum value of SAR (measured) = 0.447 W/kg



0 dB = 0.447 W/kg = -3.50 dBW/kg

Test Laboratory: UL Korea Ltd. Suwon Laboratory Date: 2015-12-16

Wi-Fi 2.4GHz

Frequency: 2412 MHz; Duty Cycle: 1:1; Room Ambient Temperature: 24.0°C; Liquid Temperature: 23.0°C
Medium parameters used (interpolated): f = 2412 MHz; σ = 1.915 S/m; ε_r = 52.007; ρ = 1000 kg/m^3
DASY5 Configuration:
- Area Scan Setting: Find Secondary Maximum Within: 2.0 dB and with a peak SAR value greater than 0.0012W/kg
- Electronics: DAE4 Sn1468; Calibrated: 2015-09-15
- Probe: EX3DV4 - SN7376; ConvF(7.37, 7.37, 7.37); Calibrated: 2015-09-02;
- Sensor-Surface: 2mm (Mechanical Surface Detection)
- Phantom: ELI v6.0; Type: QDOVA003AA; Serial: TP:xxxx

Front/802.11b_ch 1 Max Power/Area Scan (8x14x1): Measurement grid: dx=12mm, dy=12mm
Maximum value of SAR (measured) = 0.0427 W/kg

Front/802.11b_ch 1 Max Power/Zoom Scan (7x8x7)/Cube 0: Measurement grid: dx=5mm, dy=5mm, dz=5mm
Reference Value = 2.537 V/m; Power Drift = 0.11 dB
Peak SAR (extrapolated) = 0.0840 W/kg
SAR(1 g) = 0.032 W/kg; SAR(10 g) = 0.017 W/kg

Maximum value of SAR (measured) = 0.0462 W/kg



0 dB = 0.0462 W/kg = −13.35 dBW/kg