11.2.2.TX ABOVE 1 GHz 802.11g MODE IN THE 2.4 GHz BAND

RESTRICTED BANDEDGE (LOW CHANNEL)

HORIZONTAL PEAK AND AVERAGE PLOT

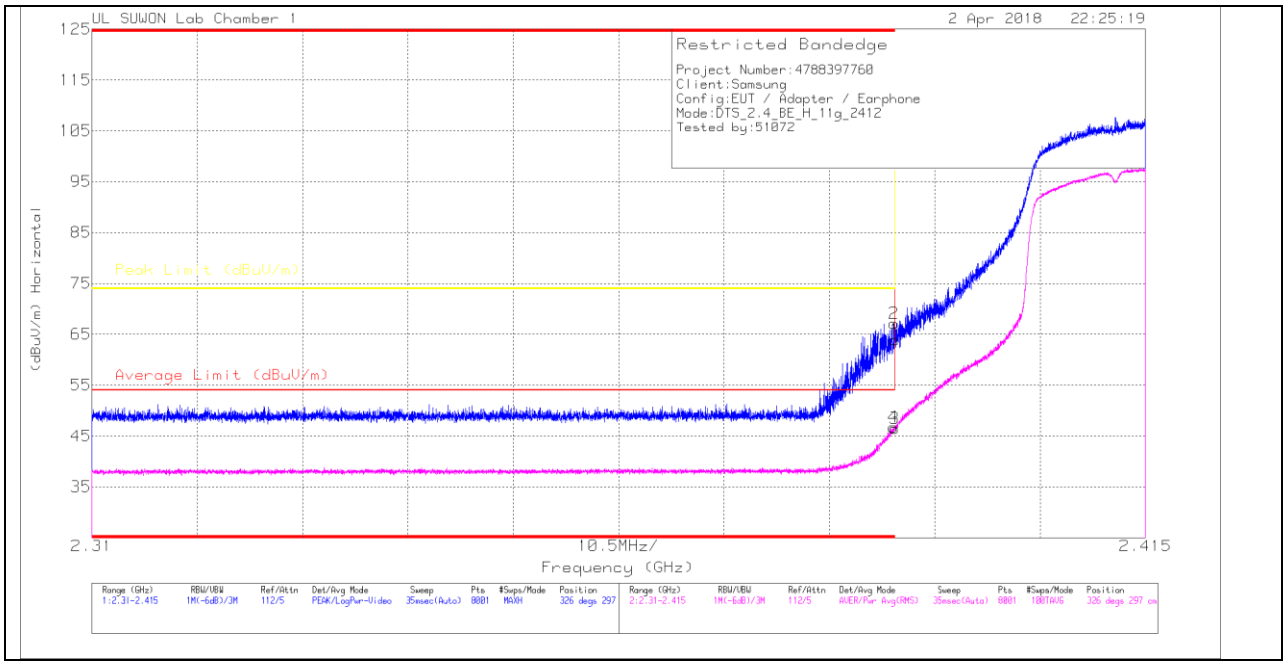

HORIZONTAL DATA

Trace Markers

Marker	Frequency (GHz)	Meter Reading (dBuV)	Det	20170531_3117_00168717	10dB_ATT(dB)_170809	DC Corr (dB)	Corrected Reading (dBuV/m)	Average Limit (dBuV/m)	Margin (dB)	Peak Limit (dBuV/m)	PK Margin (dB)	Azimuth (Degs)	Height (cm)	Polarity
1	* 2.39	58.38	Pk	31.3	-25.7	0	63.98	-	-	74	-10.02	326	297	H
2	* 2.39	61.58	Pk	31.3	-25.7	0	67.18	-	-	74	-6.82	326	297	H
3	* 2.39	40.89	RMS	31.3	-25.7	.14	46.63	54	-7.37	-	-	326	297	H
4	* 2.39	41.12	RMS	31.3	-25.7	.14	46.86	54	-7.14	-	-	326	297	H

* - indicates frequency in CFR47 Pt 15 / IC RSS-Restricted Band
Pk - Peak detector
RMS - RMS detection

UL Korea, Ltd. Suwon Laboratory FORM ID: FCC_15C
218 Maeyeong-ro, Yeongtong-gu, Suwon-si, Gyeonggi-do, 16675, Korea TEL: (031) 337-9902 FAX: (031) 213-5433
UL Korea, Ltd. Confidential
This report shall not be reproduced except in full, without the written approval of UL Korea, Ltd.

VERTICAL PEAK AND AVERAGE PLOT

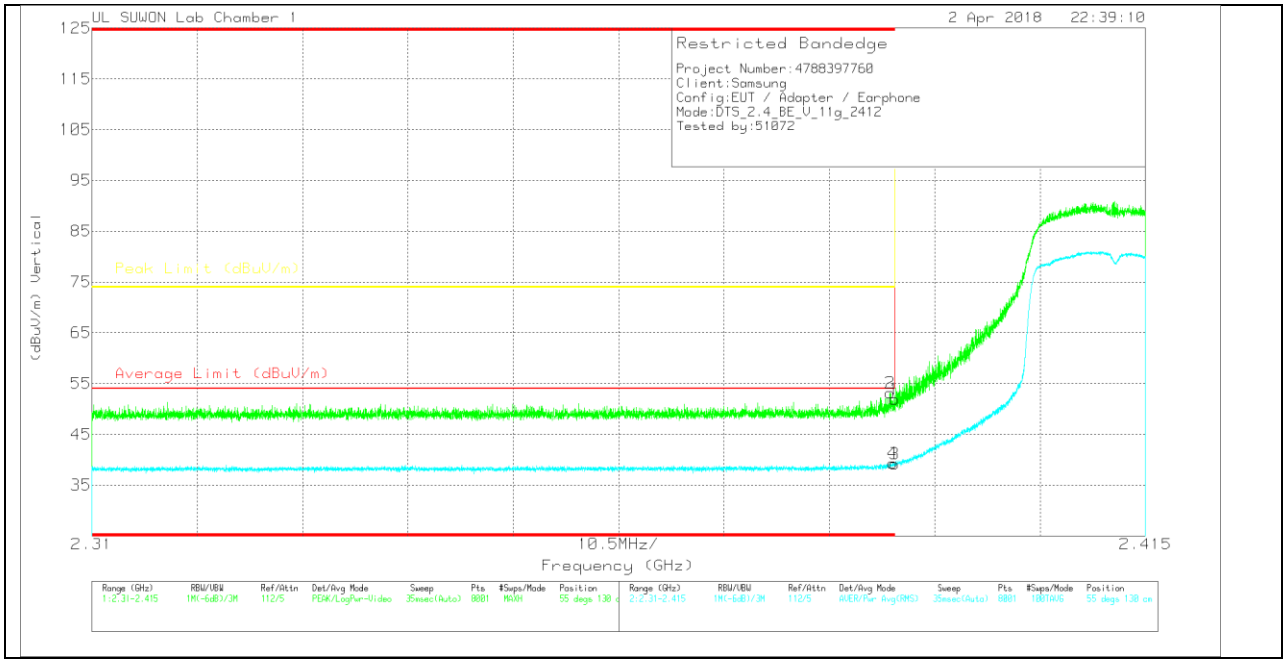

VERTICAL DATA

Trace Markers

Marker	Frequency (GHz)	Meter Reading (dBuV)	Det	20170531_3117_00168717	10dB_ATT(dB)_170809	DC Corr (dB)	Corrected Reading (dBuV/m)	Average Limit (dBuV/m)	Margin (dB)	Peak Limit (dBuV/m)	PK Margin (dB)	Azimuth (Degs)	Height (cm)	Polarity
1	* 2.39	46.38	Pk	31.3	-25.7	0	51.98	-	-	74	-22.02	55	130	V
2	* 2.39	47.59	Pk	31.3	-25.7	0	53.19	-	-	74	-20.81	55	130	V
3	* 2.39	33.4	RMS	31.3	-25.7	.14	39.14	54	-14.86	-	-	55	130	V
4	* 2.39	33.6	RMS	31.3	-25.7	.14	39.34	54	-14.66	-	-	55	130	V

* - indicates frequency in CFR47 Pt 15 / IC RSS-Restricted Band
Pk - Peak detector
RMS - RMS detection

UL Korea, Ltd. Suwon Laboratory FORM ID: FCC_15C
218 Maeyeong-ro, Yeongtong-gu, Suwon-si, Gyeonggi-do, 16675, Korea TEL: (031) 337-9902 FAX: (031) 213-5433
UL Korea, Ltd. Confidential
This report shall not be reproduced except in full, without the written approval of UL Korea, Ltd.

AUTHORIZED BANDEDGE (HIGH CHANNEL)

HORIZONTAL PEAK AND AVERAGE PLOT

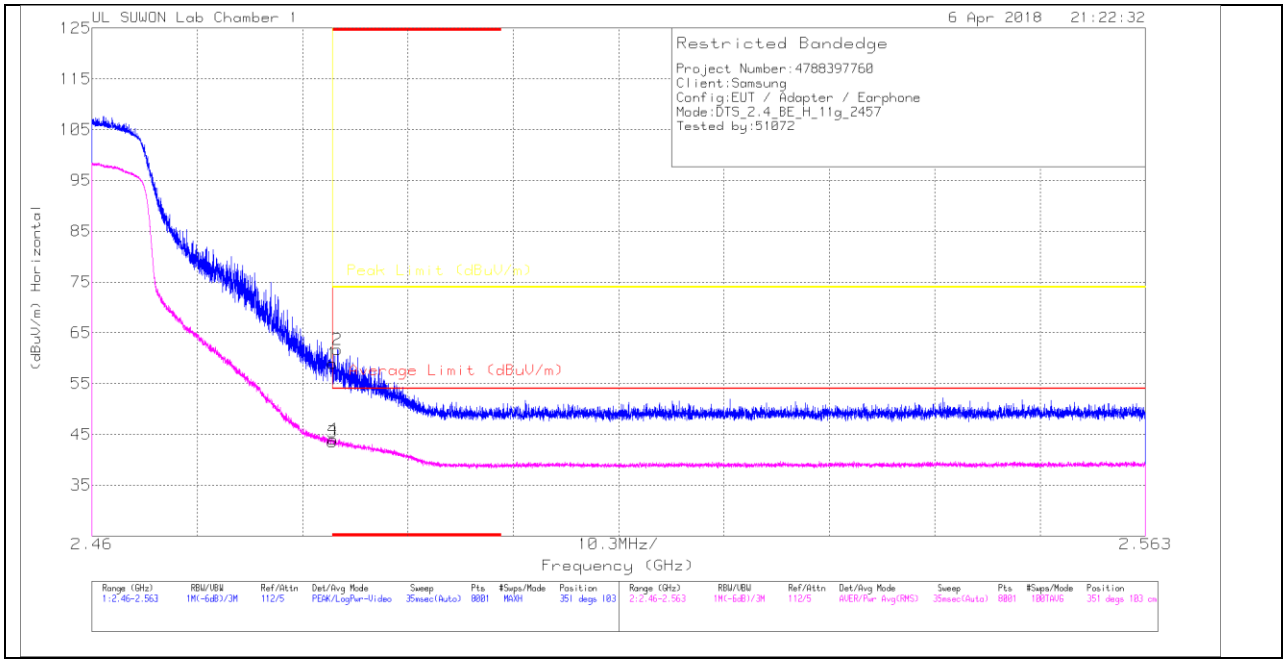

HORIZONTAL DATA

Trace Markers

Marker	Frequency (GHz)	Meter Reading (dBuV)	Det	20170531_3117_00168717	10dB_ATT(dB)_170809	DC Corr (dB)	Corrected Reading (dBuV/m)	Average Limit (dBuV/m)	Margin (dB)	Peak Limit (dBuV/m)	PK Margin (dB)	Azimuth (Degs)	Height (cm)	Polarity
1	* 2.484	52.87	Pk	31.6	-25.5	0	58.97	-	-	74	-15.03	351	103	H
2	* 2.484	55.57	Pk	31.6	-25.5	0	61.67	-	-	74	-12.33	351	103	H
3	* 2.484	37.31	RMS	31.6	-25.5	.14	43.55	54	-10.45	-	-	351	103	H
4	* 2.484	37.82	RMS	31.6	-25.5	.14	44.06	54	-9.94	-	-	351	103	H

* - indicates frequency in CFR47 Pt 15 / IC RSS-Restricted Band
Pk - Peak detector
RMS - RMS detection

UL Korea, Ltd. Suwon Laboratory FORM ID: FCC_15C
218 Maeyeong-ro, Yeongtong-gu, Suwon-si, Gyeonggi-do, 16675, Korea TEL: (031) 337-9902 FAX: (031) 213-5433
UL Korea, Ltd. Confidential
This report shall not be reproduced except in full, without the written approval of UL Korea, Ltd.

VERTICAL PEAK AND AVERAGE PLOT

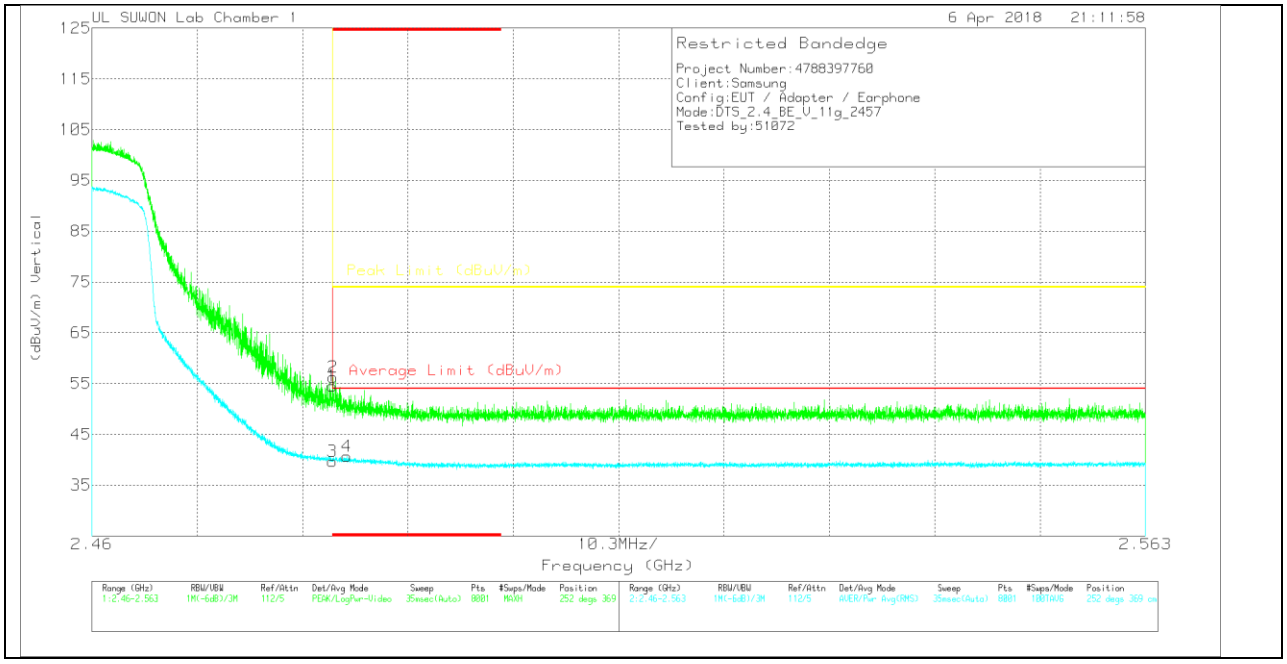

VERTICAL DATA

Trace Markers

Marker	Frequency (GHz)	Meter Reading (dBuV)	Det	20170531_3117_00168717	10dB_ATT(dB)_170809	DC Corr (dB)	Corrected Reading (dBuV/m)	Average Limit (dBuV/m)	Margin (dB)	Peak Limit (dBuV/m)	PK Margin (dB)	Azimuth (Degs)	Height (cm)	Polarity
1	* 2.484	48.46	Pk	31.6	-25.5	0	54.56	-	-	74	-19.44	252	369	V
2	* 2.484	50.17	Pk	31.6	-25.5	0	56.27	-	-	74	-17.73	252	369	V
3	* 2.484	33.47	RMS	31.6	-25.5	.14	39.71	54	-14.29	-	-	252	369	V
4	* 2.485	34.39	RMS	31.6	-25.5	.14	40.63	54	-13.37	-	-	252	369	V

* - indicates frequency in CFR47 Pt 15 / IC RSS-Restricted Band
Pk - Peak detector
RMS - RMS detection

UL Korea, Ltd. Suwon Laboratory FORM ID: FCC_15C
218 Maeyeong-ro, Yeongtong-gu, Suwon-si, Gyeonggi-do, 16675, Korea TEL: (031) 337-9902 FAX: (031) 213-5433
UL Korea, Ltd. Confidential
This report shall not be reproduced except in full, without the written approval of UL Korea, Ltd.

AUTHORIZED BANDEDGE (11 CHANNEL)

HORIZONTAL PEAK AND AVERAGE PLOT

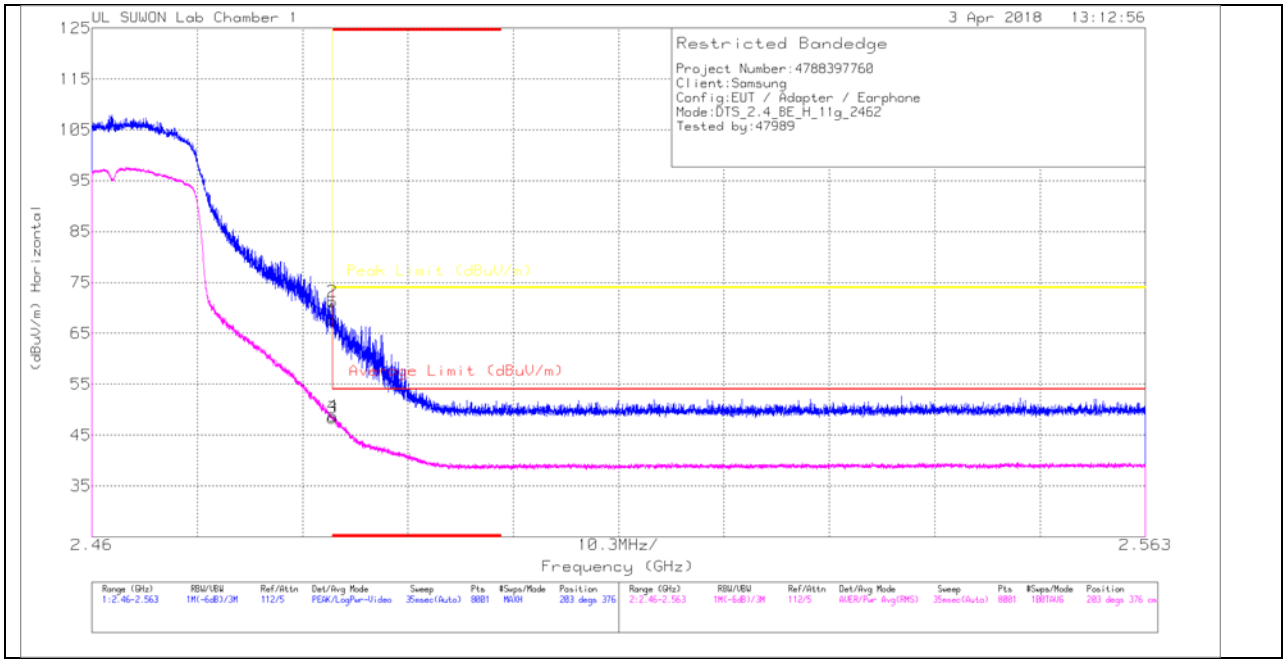

HORIZONTAL DATA

Trace Markers

Marker	Frequency (GHz)	Meter Reading (dBuV)	Det	20170531_3117_00168717	10dB_ATT(dB)_170809	DC Corr (dB)	Corrected Reading (dBuV/m)	Average Limit (dBuV/m)	Margin (dB)	Peak Limit (dBuV/m)	PK Margin (dB)	Azimuth (Degs)	Height (cm)	Polarity
1	* 2.484	61.51	Pk	31.6	-25.5	0	67.61	-	-	74	-6.39	203	376	H
2	* 2.484	65.11	Pk	31.6	-25.5	0	71.21	-	-	74	-2.79	203	376	H
3	* 2.484	42.16	RMS	31.6	-25.5	.14	48.4	54	-5.6	-	-	203	376	H
4	* 2.484	42.46	RMS	31.6	-25.5	.14	48.7	54	-5.3	-	-	203	376	H

* - indicates frequency in CFR47 Pt 15 / IC RSS-Restricted Band
Pk - Peak detector
RMS - RMS detection

UL Korea, Ltd. Confidential
This report shall not be reproduced except in full, without the written approval of UL Korea, Ltd.

VERTICAL PEAK AND AVERAGE PLOT

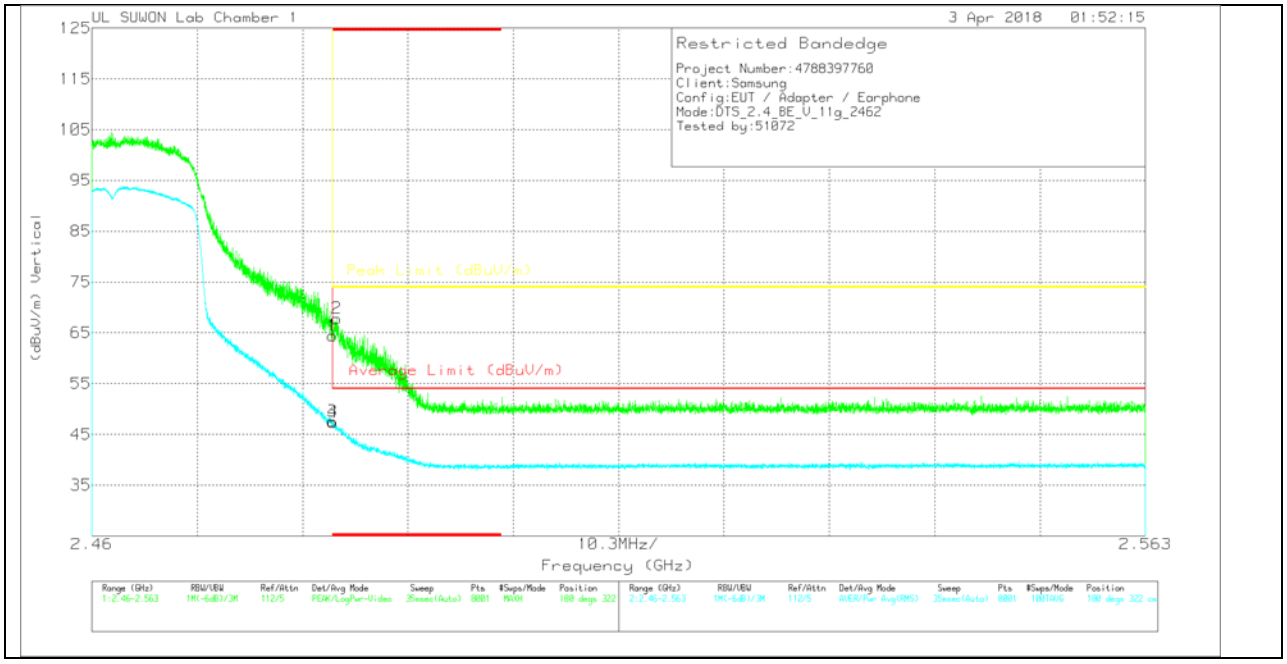

VERTICAL DATA

Trace Markers

Marker	Frequency (GHz)	Meter Reading (dBuV)	Det	20170531_3117_00168717	10dB_ATT(dB)_170809	DC Corr (dB)	Corrected Reading (dBuV/m)	Average Limit (dBuV/m)	Margin (dB)	Peak Limit (dBuV/m)	PK Margin (dB)	Azimuth (Degs)	Height (cm)	Polarity
1	* 2.484	55.32	Pk	31.6	-25.5	0	61.42	-	-	74	-12.58	244	398	V
2	* 2.484	58.74	Pk	31.6	-25.5	0	64.84	-	-	74	-9.16	244	398	V
3	* 2.484	38.19	RMS	31.6	-25.5	.14	44.43	54	-9.57	-	-	244	398	V
4	* 2.484	38.84	RMS	31.6	-25.5	.14	45.08	54	-8.92	-	-	244	398	V

* - indicates frequency in CFR47 Pt 15 / IC RSS-Restricted Band
Pk - Peak detector
RMS - RMS detection

UL Korea, Ltd. Suwon Laboratory FORM ID: FCC_15C
218 Maeyeong-ro, Yeongtong-gu, Suwon-si, Gyeonggi-do, 16675, Korea TEL: (031) 337-9902 FAX: (031) 213-5433
UL Korea, Ltd. Confidential
This report shall not be reproduced except in full, without the written approval of UL Korea, Ltd.

AUTHORIZED BANDEDGE (12 CHANNEL)

HORIZONTAL PEAK AND AVERAGE PLOT

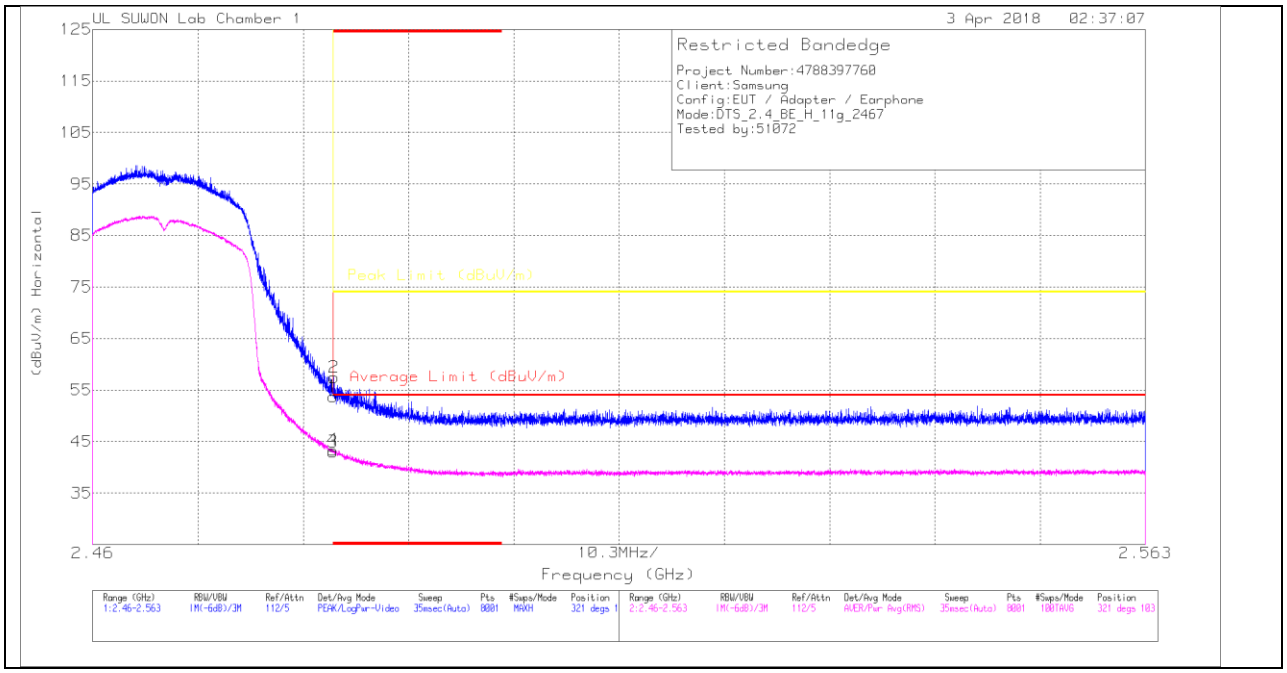

HORIZONTAL DATA

Trace Markers

Marker	Frequency (GHz)	Meter Reading (dBuV)	Det	20170531_3117_00168717	10dB_ATT(dB)_170809	DC Corr (dB)	Corrected Reading (dBuV/m)	Average Limit (dBuV/m)	Margin (dB)	Peak Limit (dBuV/m)	PK Margin (dB)	Azimuth (Degs)	Height (cm)	Polarity
1	* 2.484	47.65	Pk	31.6	-25.5	0	53.75	-	-	74	-20.25	321	103	H
2	* 2.484	51.36	Pk	31.6	-25.5	0	57.46	-	-	74	-16.54	321	103	H
3	* 2.484	36.77	RMS	31.6	-25.5	.14	43.01	54	-10.99	-	-	321	103	H
4	* 2.484	37.11	RMS	31.6	-25.5	.14	43.35	54	-10.65	-	-	321	103	H

* - indicates frequency in CFR47 Pt 15 / IC RSS-Restricted Band
Pk - Peak detector
RMS - RMS detection

UL Korea, Ltd. Suwon Laboratory FORM ID: FCC_15C
218 Maeyeong-ro, Yeongtong-gu, Suwon-si, Gyeonggi-do, 16675, Korea TEL: (031) 337-9902 FAX: (031) 213-5433
UL Korea, Ltd. Confidential
This report shall not be reproduced except in full, without the written approval of UL Korea, Ltd.

VERTICAL PEAK AND AVERAGE PLOT

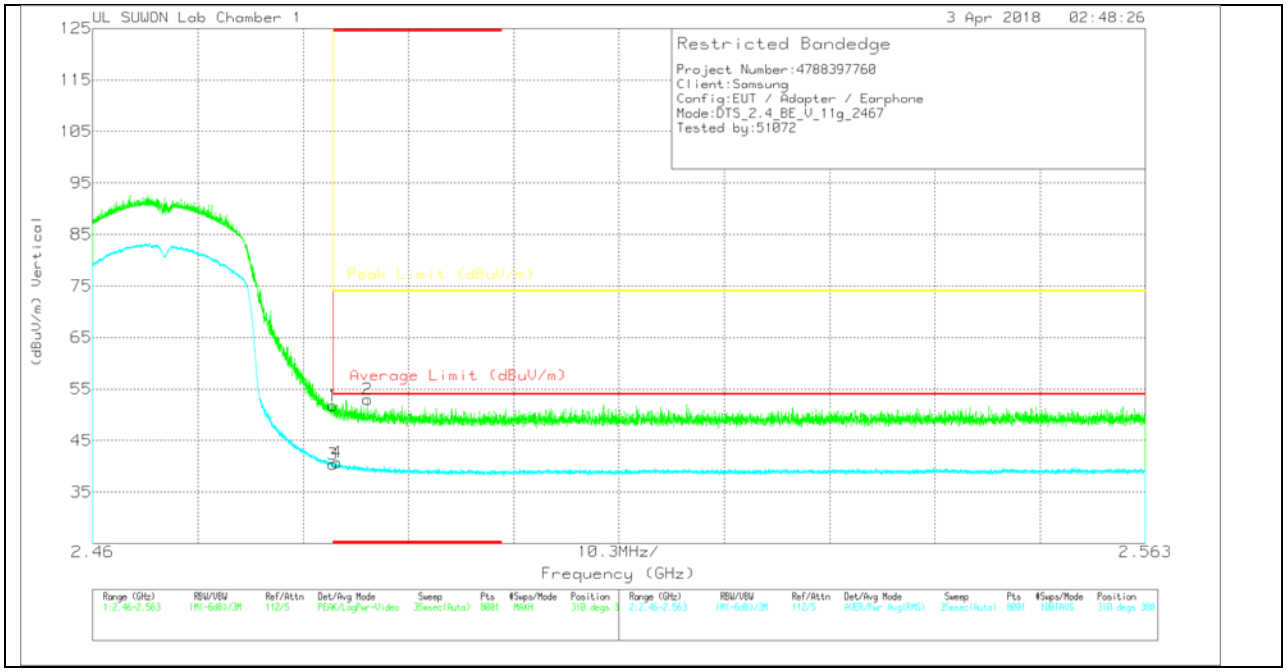

VERTICAL DATA

Trace Markers

Marker	Frequency (GHz)	Meter Reading (dBuV)	Det	20170531_3117_00168717	10dB_ATT(dB)_170809	DC Corr (dB)	Corrected Reading (dBuV/m)	Average Limit (dBuV/m)	Margin (dB)	Peak Limit (dBuV/m)	PK Margin (dB)	Azimuth (Degs)	Height (cm)	Polarity
1	* 2.484	45.64	Pk	31.6	-25.5	0	51.74	-	-	74	-22.26	310	388	V
2	* 2.487	46.76	Pk	31.6	-25.4	0	52.96	-	-	74	-21.04	310	388	V
3	* 2.484	34.13	RMS	31.6	-25.5	.14	40.37	54	-13.63	-	-	310	388	V
4	* 2.484	34.48	RMS	31.6	-25.5	.14	40.72	54	-13.28	-	-	310	388	V

* - indicates frequency in CFR47 Pt 15 / IC RSS-Restricted Band
Pk - Peak detector
RMS - RMS detection

UL Korea, Ltd. Suwon Laboratory FORM ID: FCC_15C
218 Maeyeong-ro, Yeongtong-gu, Suwon-si, Gyeonggi-do, 16675, Korea TEL: (031) 337-9902 FAX: (031) 213-5433
UL Korea, Ltd. Confidential
This report shall not be reproduced except in full, without the written approval of UL Korea, Ltd.

AUTHORIZED BANDEDGE (13 CHANNEL)

HORIZONTAL PEAK AND AVERAGE PLOT

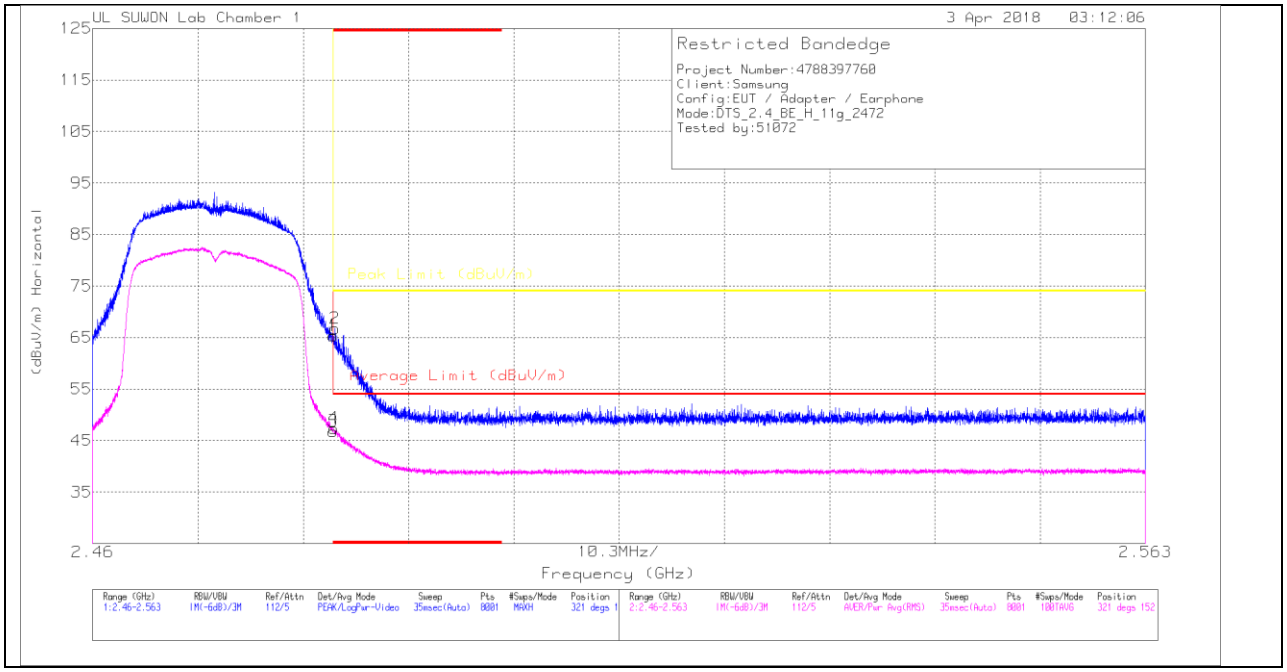

HORIZONTAL DATA

Trace Markers

Marker	Frequency (GHz)	Meter Reading (dBuV)	Det	20170531_3117_00168717	10dB_ATT(dB)_170809	DC Corr (dB)	Corrected Reading (dBuV/m)	Average Limit (dBuV/m)	Margin (dB)	Peak Limit (dBuV/m)	PK Margin (dB)	Azimuth (Degs)	Height (cm)	Polarity
1	* 2.484	59.22	Pk	31.6	-25.5	0	65.32	-	-	74	-8.68	321	152	H
2	* 2.484	60.64	Pk	31.6	-25.5	0	66.74	-	-	74	-7.26	321	152	H
3	* 2.484	40.56	RMS	31.6	-25.5	.14	46.8	54	-7.2	-	-	321	152	H
4	* 2.484	41.16	RMS	31.6	-25.5	.14	47.4	54	-6.6	-	-	321	152	H

* - indicates frequency in CFR47 Pt 15 / IC RSS-Restricted Band
Pk - Peak detector
RMS - RMS detection

UL Korea, Ltd. Suwon Laboratory FORM ID: FCC_15C
218 Maeyeong-ro, Yeongtong-gu, Suwon-si, Gyeonggi-do, 16675, Korea TEL: (031) 337-9902 FAX: (031) 213-5433
UL Korea, Ltd. Confidential
This report shall not be reproduced except in full, without the written approval of UL Korea, Ltd.

VERTICAL PEAK AND AVERAGE PLOT

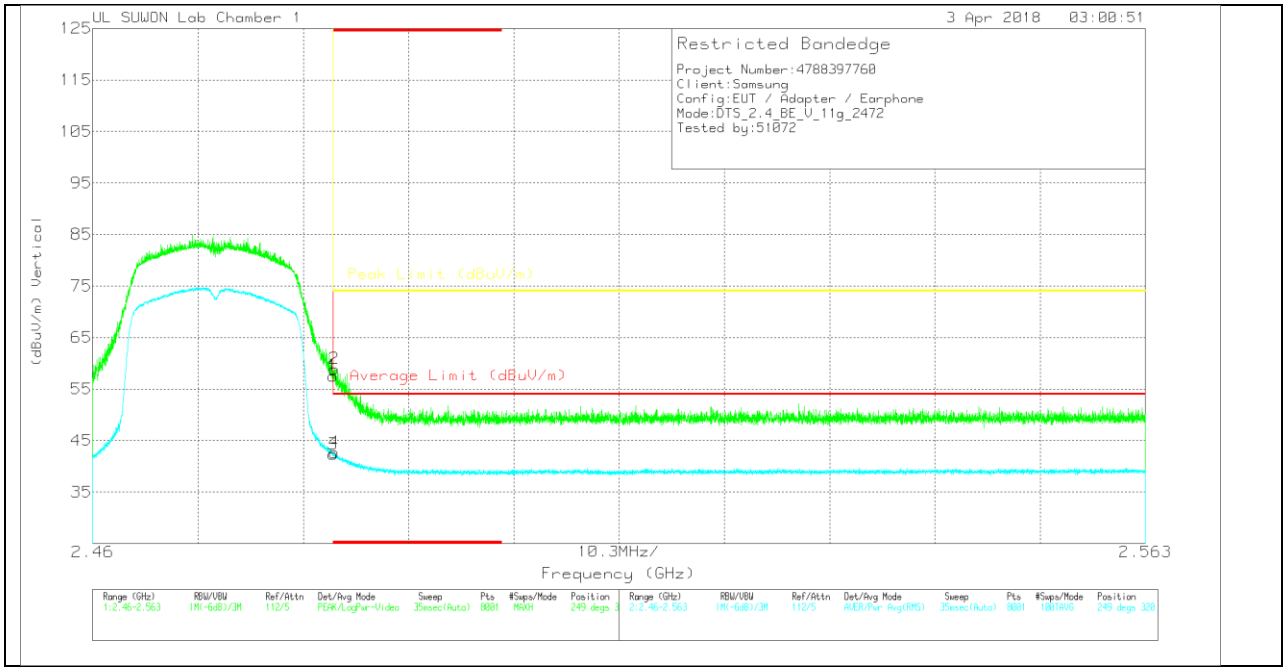

VERTICAL DATA

Trace Markers

Marker	Frequency (GHz)	Meter Reading (dBuV)	Det	20170531_3117_00168717	10dB_ATT(dB)_170809	DC Corr (dB)	Corrected Reading (dBuV/m)	Average Limit (dBuV/m)	Margin (dB)	Peak Limit (dBuV/m)	PK Margin (dB)	Azimuth (Degs)	Height (cm)	Polarity
1	* 2.484	51.46	Pk	31.6	-25.5	0	57.56	-	-	74	-16.44	249	320	V
2	* 2.484	52.81	Pk	31.6	-25.5	0	58.91	-	-	74	-15.09	249	320	V
3	* 2.484	36.08	RMS	31.6	-25.5	.14	42.32	54	-11.68	-	-	249	320	V
4	* 2.484	36.43	RMS	31.6	-25.5	.14	42.67	54	-11.33	-	-	249	320	V

* - indicates frequency in CFR47 Pt 15 / IC RSS-Restricted Band
Pk - Peak detector
RMS - RMS detection

UL Korea, Ltd. Suwon Laboratory FORM ID: FCC_15C
218 Maeyeong-ro, Yeongtong-gu, Suwon-si, Gyeonggi-do, 16675, Korea TEL: (031) 337-9902 FAX: (031) 213-5433
UL Korea, Ltd. Confidential
This report shall not be reproduced except in full, without the written approval of UL Korea, Ltd.

HARMONICS AND SPURIOUS EMISSIONS

LOW CHANNEL HORIZONTAL

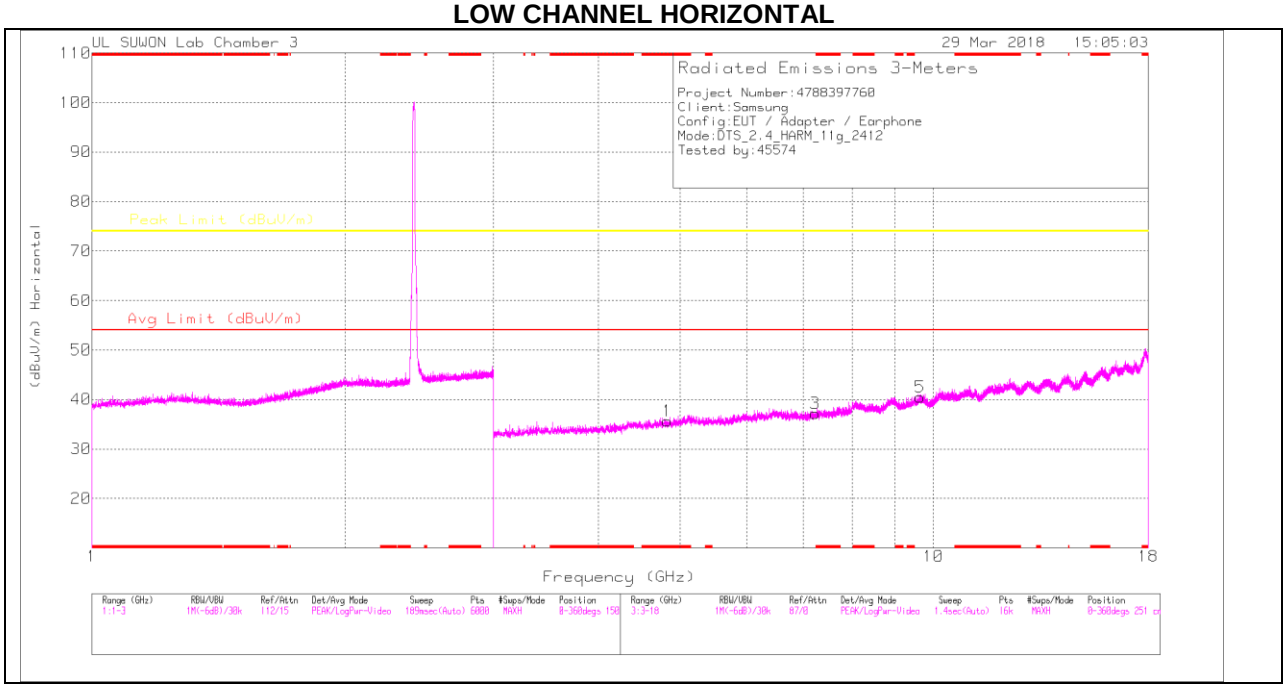

LOW CHANNEL VERTICAL

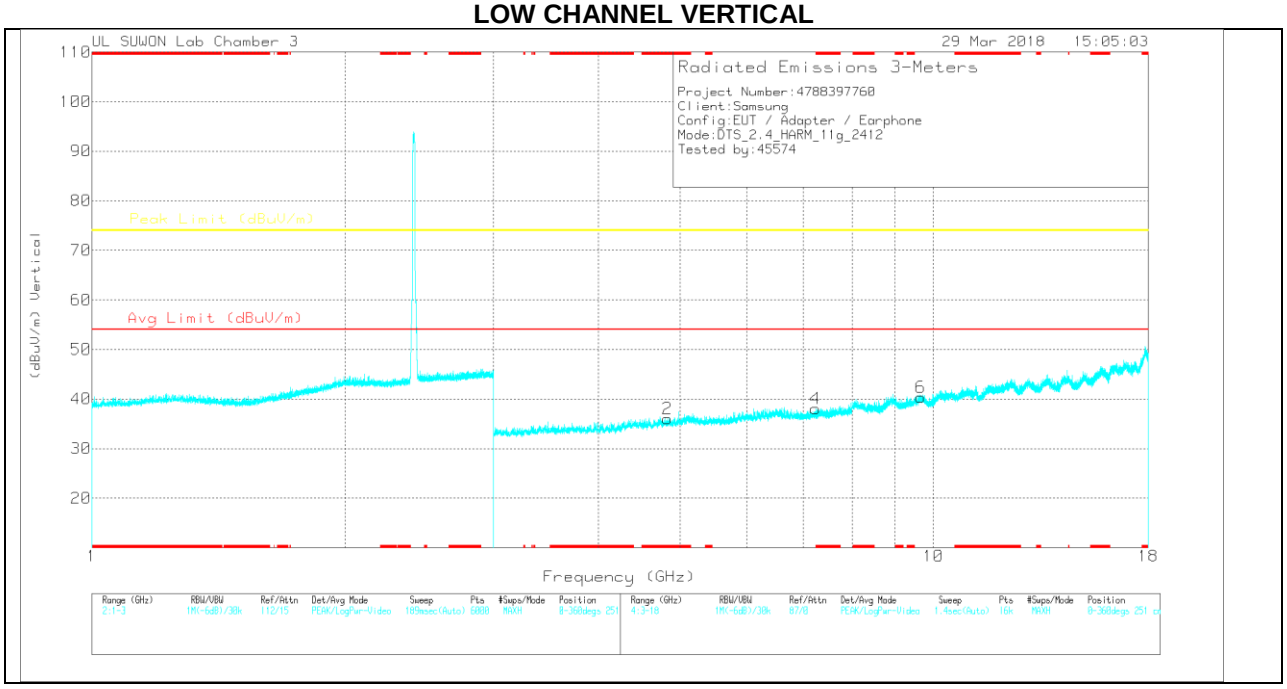

Note: Emission was scanned up to 26GHz; No emissions were detected above the noise floor which was at least 20dB below the specification limit.

UL Korea, Ltd. Confidential
This report shall not be reproduced except in full, without the written approval of UL Korea, Ltd.

LOW CHANNEL DATA

Trace Markers

Marker	Frequency (GHz)	Meter Reading (dBuV)	Det	3117[00205959]	3GHz_HP[dB]	DC Corr (dB)	Corrected Reading (dBuV/m)	Avg Limit (dBuV/m)	Margin (dB)	Peak Limit (dBuV/m)	Margin (dB)	Azimuth (Degs)	Height (cm)	Polarity
1	* 4.829	30.07	PK	34	-28.4	0	35.67	-	-	74	-38.33	0-360	150	H
3	7.238	25.47	PK	35.6	-23.9	0	37.17	-	-	74	-36.83	0-360	150	H
5	9.646	23.61	PK	36.7	-19.8	0	40.51	-	-	74	-33.49	0-360	150	H
2	* 4.827	30.47	PK	34	-28.4	0	36.07	-	-	74	-37.93	0-360	149	V
4	7.241	26.34	PK	35.6	-23.9	0	38.04	-	-	74	-35.96	0-360	251	V
6	9.651	23.29	PK	36.7	-19.7	0	40.29	-	-	74	-33.71	0-360	149	V

* - indicates frequency in CFR47 Pt 15 / IC RSS-Restricted Band
PK – Peak Detector

Note: Only peak measurement was performed. Because peak measurement result of unwanted emission is less than average limit (54dBuV/m).

UL Korea, Ltd. Suwon Laboratory FORM ID: FCC_15C
218 Maeyeong-ro, Yeongtong-gu, Suwon-si, Gyeonggi-do, 16675, Korea TEL: (031) 337-9902 FAX: (031) 213-5433
UL Korea, Ltd. Confidential
This report shall not be reproduced except in full, without the written approval of UL Korea, Ltd.

MID CHANNEL HORIZONTAL

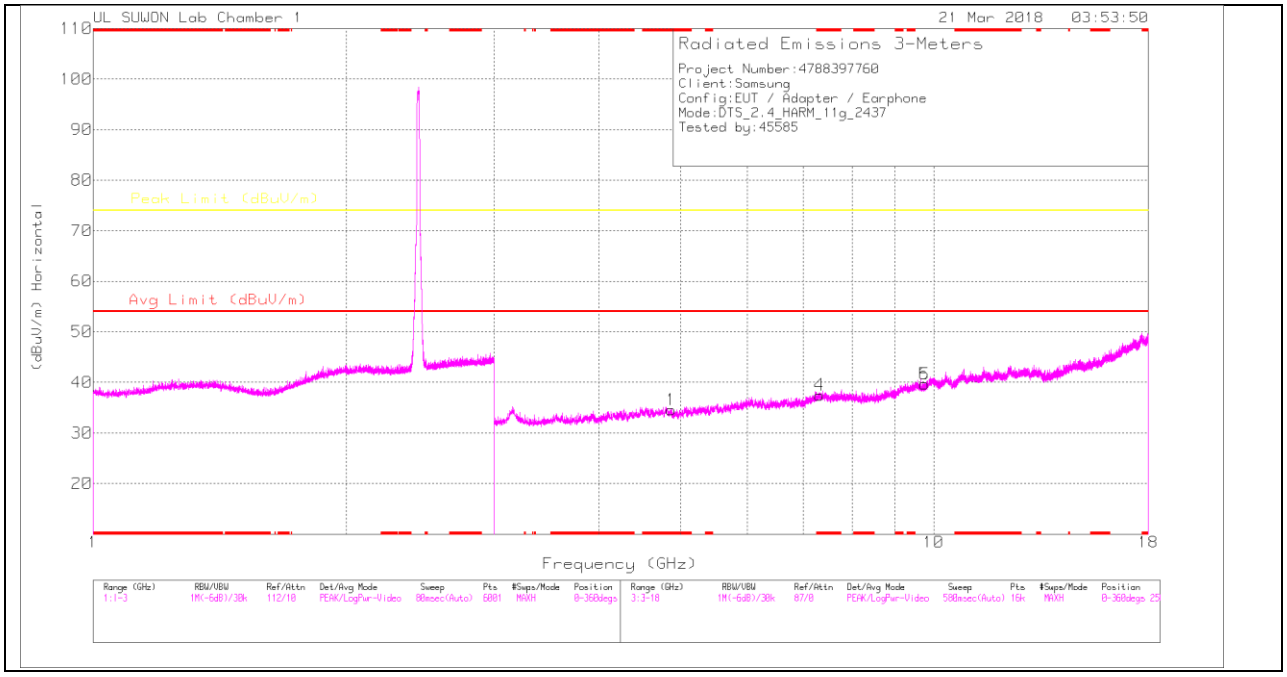

MID CHANNEL VERTICAL

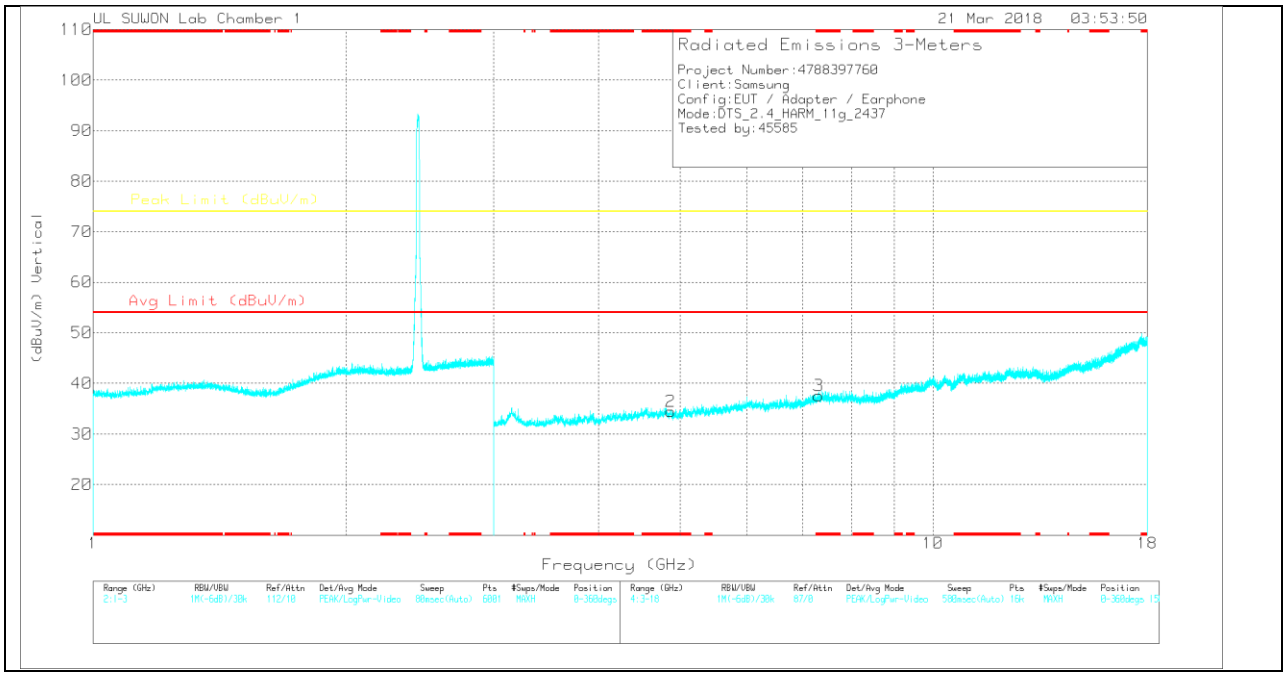

Note: Emission was scanned up to 26GHz; No emissions were detected above the noise floor which was at least 20dB below the specification limit.

UL Korea, Ltd. Suwon Laboratory FORM ID: FCC_15C
218 Maeyeong-ro, Yeongtong-gu, Suwon-si, Gyeonggi-do, 16675, Korea TEL: (031) 337-9902 FAX: (031) 213-5433
UL Korea, Ltd. Confidential
This report shall not be reproduced except in full, without the written approval of UL Korea, Ltd.

MID CHANNEL DATA

Trace Markers

Marker	Frequency (GHz)	Meter Reading (dBuV)	Det	3117[00205959]	3GHz_HP[dB]	DC Corr (dB)	Corrected Reading (dBuV/m)	Avg Limit (dBuV/m)	Margin (dB)	Peak Limit (dBuV/m)	Margin (dB)	Azimuth (Degs)	Height (cm)	Polarity
1	* 4.869	31.41	PK	34	-28.8	0	36.61	-	-	74	-37.39	0-360	250	H
4	* 7.311	26.55	PK	35.6	-23.5	0	38.65	-	-	74	-35.35	0-360	250	H
5	9.741	23.51	PK	36.9	-19.5	0	40.91	-	-	74	-33.09	0-360	150	H
2	* 4.868	30.58	PK	34	-28.8	0	35.78	-	-	74	-38.22	0-360	150	V
3	* 7.302	25.96	PK	35.6	-23.7	0	37.86	-	-	74	-36.14	0-360	250	V
6	9.748	23.89	PK	36.9	-19.5	0	41.29	-	-	74	-32.71	0-360	150	V

* - indicates frequency in CFR47 Pt 15 / IC RSS-Restricted Band
PK – Peak detector

Note: Only peak measurement was performed. Because peak measurement result of unwanted emission is less than average limit (54dBuV/m).

UL Korea, Ltd. Suwon Laboratory FORM ID: FCC_15C
218 Maeyeong-ro, Yeongtong-gu, Suwon-si, Gyeonggi-do, 16675, Korea TEL: (031) 337-9902 FAX: (031) 213-5433
UL Korea, Ltd. Confidential
This report shall not be reproduced except in full, without the written approval of UL Korea, Ltd.

HIGH CHANNEL HORIZONTAL

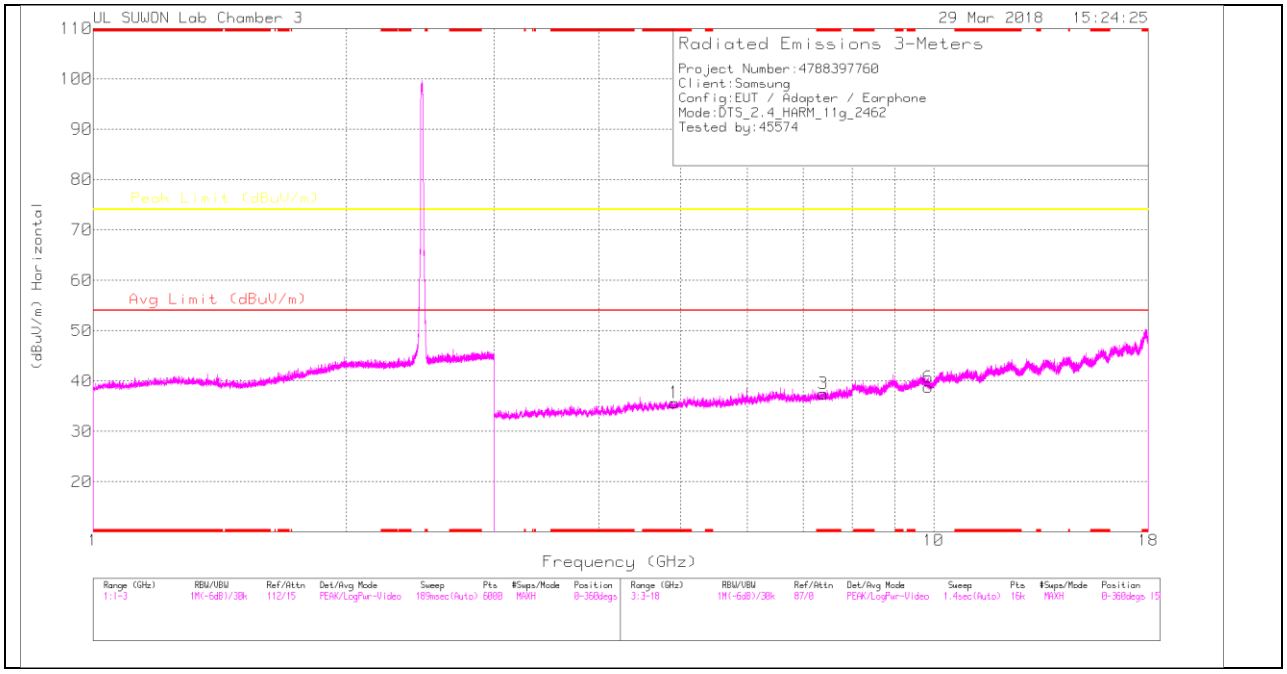

HIGH CHANNEL VERTICAL

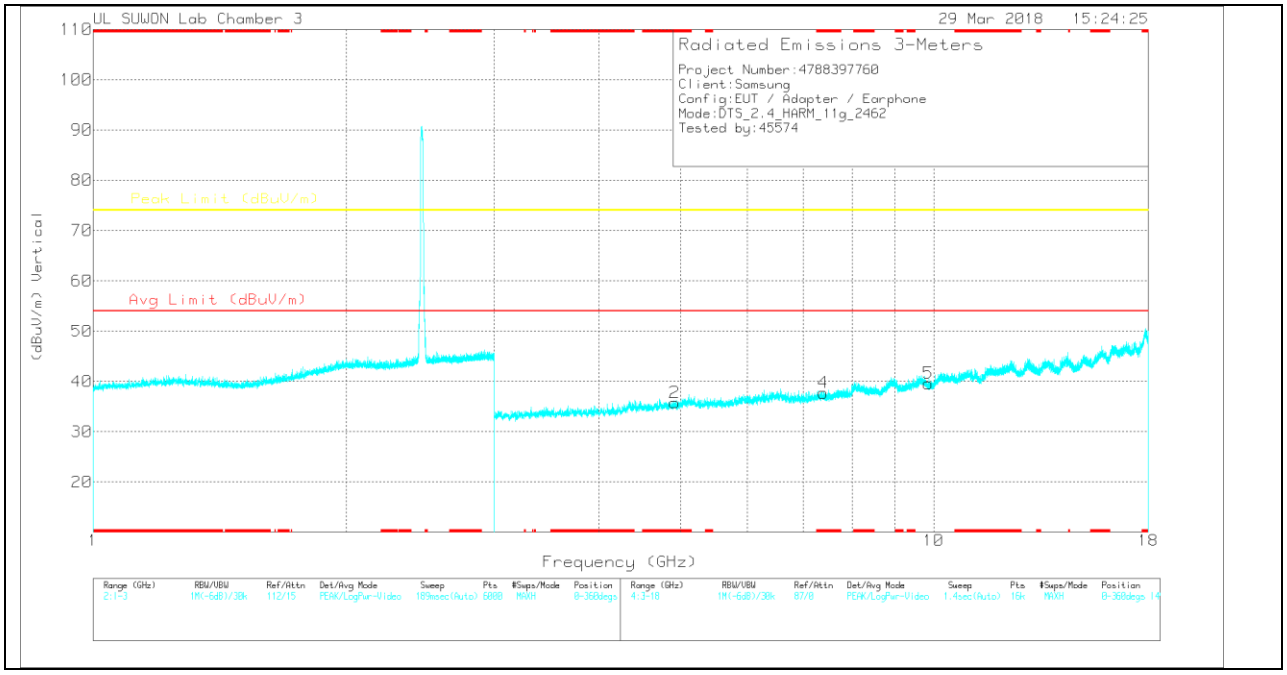

Note: Emission was scanned up to 26GHz; No emissions were detected above the noise floor which was at least 20dB below the specification limit.

UL Korea, Ltd. Confidential
This report shall not be reproduced except in full, without the written approval of UL Korea, Ltd.

HIGH CHANNEL DATA

Trace Markers

Marker	Frequency (GHz)	Meter Reading (dBuV)	Det	3117[00205959]	3GHz_HP[dB]	DC Corr (dB)	Corrected Reading (dBuV/m)	Avg Limit (dBuV/m)	Margin (dB)	Peak Limit (dBuV/m)	Margin (dB)	Azimuth (Degs)	Height (cm)	Polarity
1	* 4.918	30.6	PK	34	-28.9	0	35.7	-	-	74	-38.3	0-360	150	H
3	* 7.393	24.88	PK	35.6	-23	0	37.48	-	-	74	-36.52	0-360	250	H
6	9.851	21.45	PK	37	-19.7	0	38.75	-	-	74	-35.25	0-360	250	H
2	* 4.919	30.66	PK	34	-28.9	0	35.76	-	-	74	-38.24	0-360	251	V
4	* 7.394	25.14	PK	35.6	-23	0	37.74	-	-	74	-36.26	0-360	149	V
5	9.85	22.3	PK	37	-19.7	0	39.6	-	-	74	-34.4	0-360	251	V

* - indicates frequency in CFR47 Pt 15 / IC RSS-Restricted Band
PK – Peak detector

Note: Only peak measurement was performed. Because peak measurement result of unwanted emission is less than average limit (54dBuV/m).

UL Korea, Ltd. Suwon Laboratory FORM ID: FCC_15C
218 Maeyeong-ro, Yeongtong-gu, Suwon-si, Gyeonggi-do, 16675, Korea TEL: (031) 337-9902 FAX: (031) 213-5433
UL Korea, Ltd. Confidential
This report shall not be reproduced except in full, without the written approval of UL Korea, Ltd.

11.2.3.TX ABOVE 1 GHz 802.11n HT20 MODE IN THE 2.4 GHz BAND

RESTRICTED BANDEDGE (LOW CHANNEL)

HORIZONTAL PEAK AND AVERAGE PLOT

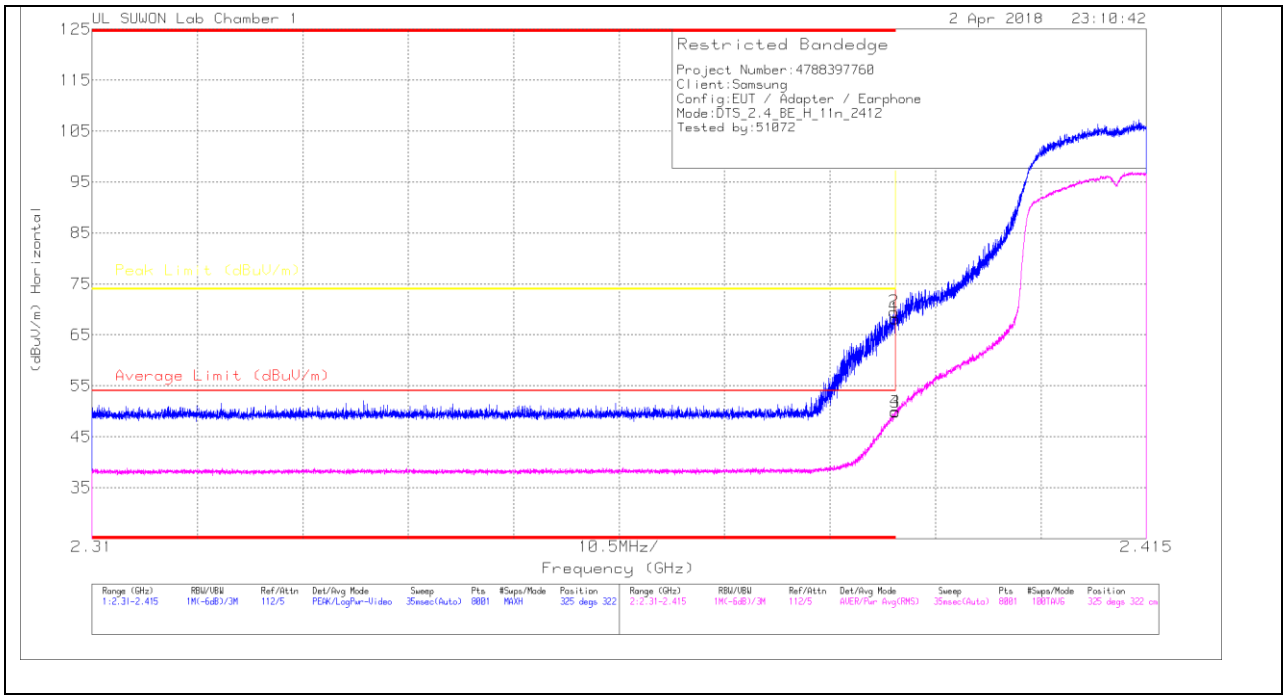

HORIZONTAL DATA

Trace Markers

Marker	Frequency (GHz)	Meter Reading (dBuV)	Det	20170531_3117_00168717	10dB_ATT(dB)_170809	DC Corr (dB)	Corrected Reading (dBuV/m)	Average Limit (dBuV/m)	Margin (dB)	Peak Limit (dBuV/m)	PK Margin (dB)	Azimuth (Degs)	Height (cm)	Polarity
1	* 2.39	62.6	Pk	31.3	-25.7	0	68.2	-	-	74	-5.8	325	322	H
2	* 2.39	63.96	Pk	31.3	-25.7	0	69.56	-	-	74	-4.44	325	322	H
3	* 2.39	44.06	RMS	31.3	-25.7	.15	49.81	54	-4.19	-	-	325	322	H
4	* 2.39	44.15	RMS	31.3	-25.7	.15	49.9	54	-4.1	-	-	325	322	H

* - indicates frequency in CFR47 Pt 15 / IC RSS-Restricted Band
Pk - Peak detector
RMS - RMS detection

UL Korea, Ltd. Confidential
This report shall not be reproduced except in full, without the written approval of UL Korea, Ltd.

VERTICAL PEAK AND AVERAGE PLOT

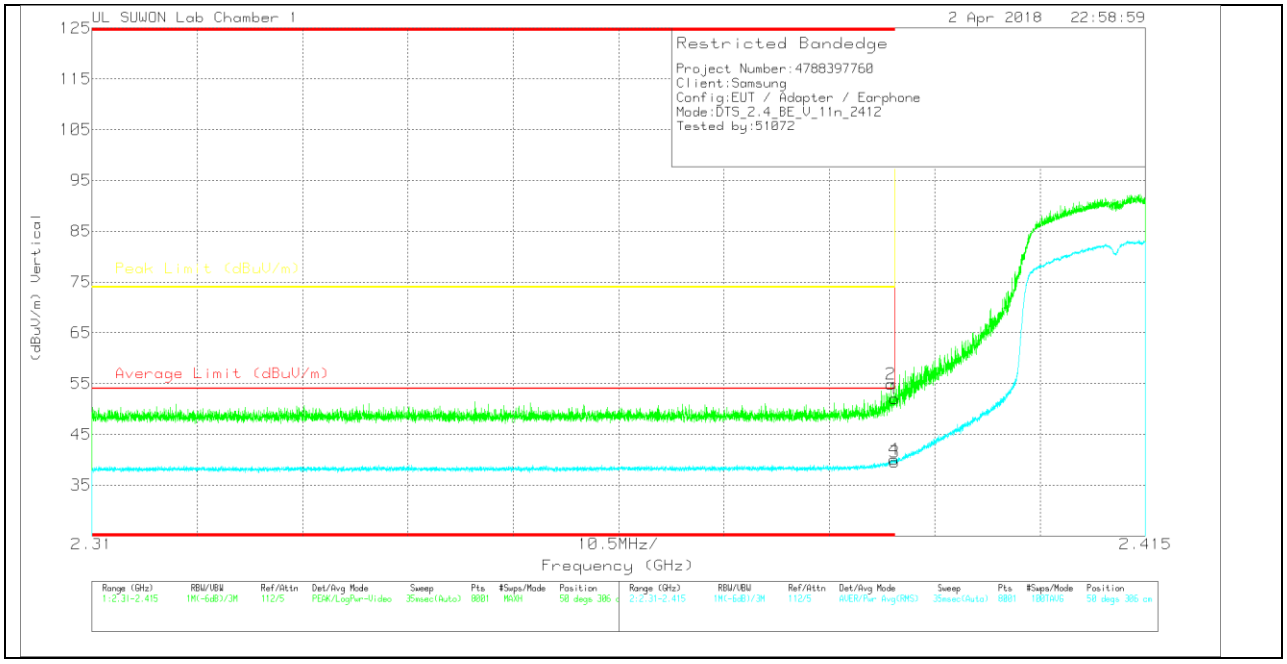

VERTICAL DATA

Trace Markers

Marker	Frequency (GHz)	Meter Reading (dBuV)	Det	20170531_3117_00168717	10dB_ATT(dB)_170809	DC Corr (dB)	Corrected Reading (dBuV/m)	Average Limit (dBuV/m)	Margin (dB)	Peak Limit (dBuV/m)	PK Margin (dB)	Azimuth (Degs)	Height (cm)	Polarity
1	* 2.39	46.5	Pk	31.3	-25.7	0	52.1	-	-	74	-21.9	50	306	V
2	* 2.39	49.31	Pk	31.3	-25.7	0	54.91	-	-	74	-19.09	50	306	V
3	* 2.39	33.76	RMS	31.3	-25.7	.15	39.51	54	-14.49	-	-	50	306	V
4	* 2.39	34.26	RMS	31.3	-25.7	.15	40.01	54	-13.99	-	-	50	306	V

* - indicates frequency in CFR47 Pt 15 / IC RSS-Restricted Band
Pk - Peak detector
RMS - RMS detection

UL Korea, Ltd. Suwon Laboratory FORM ID: FCC_15C
218 Maeyeong-ro, Yeongtong-gu, Suwon-si, Gyeonggi-do, 16675, Korea TEL: (031) 337-9902 FAX: (031) 213-5433
UL Korea, Ltd. Confidential
This report shall not be reproduced except in full, without the written approval of UL Korea, Ltd.

AUTHORIZED BANDEDGE (HIGH CHANNEL)

HORIZONTAL PEAK AND AVERAGE PLOT

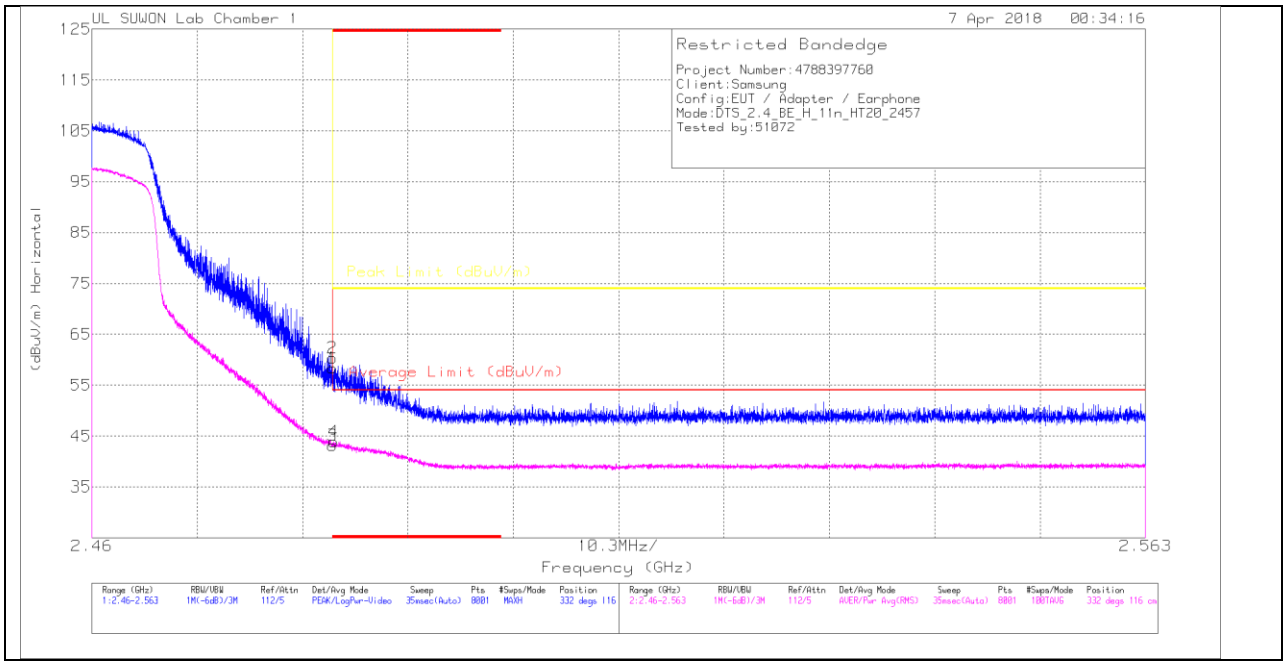

HORIZONTAL DATA

Trace Markers

Marker	Frequency (GHz)	Meter Reading (dBuV)	Det	20170531_3117_00168717	10dB_ATT(dB)_170809	DC Corr (dB)	Corrected Reading (dBuV/m)	Average Limit (dBuV/m)	Margin (dB)	Peak Limit (dBuV/m)	PK Margin (dB)	Azimuth (Degs)	Height (cm)	Polarity
1	* 2.484	52.31	Pk	31.6	-25.5	0	58.41	-	-	74	-15.59	332	116	H
2	* 2.484	54.27	Pk	31.6	-25.5	0	60.37	-	-	74	-13.63	332	116	H
3	* 2.484	36.94	RMS	31.6	-25.5	.15	43.19	54	-10.81	-	-	332	116	H
4	* 2.484	37.67	RMS	31.6	-25.5	.15	43.92	54	-10.08	-	-	332	116	H

* - indicates frequency in CFR47 Pt 15 / IC RSS-Restricted Band
Pk - Peak detector
RMS - RMS detection

UL Korea, Ltd. Suwon Laboratory FORM ID: FCC_15C
218 Maeyeong-ro, Yeongtong-gu, Suwon-si, Gyeonggi-do, 16675, Korea TEL: (031) 337-9902 FAX: (031) 213-5433
UL Korea, Ltd. Confidential
This report shall not be reproduced except in full, without the written approval of UL Korea, Ltd.

VERTICAL PEAK AND AVERAGE PLOT

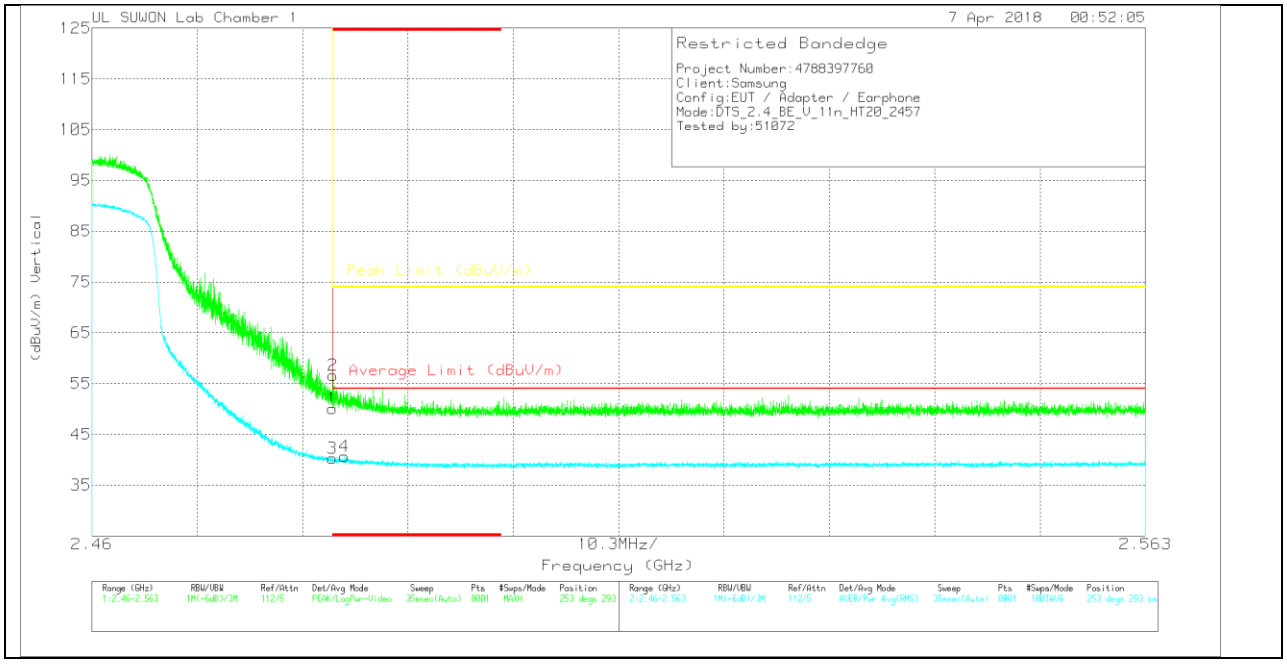

VERTICAL DATA

Trace Markers

Marker	Frequency (GHz)	Meter Reading (dBuV)	Det	20170531_3117_00168717	10dB_ATT(dB)_170809	DC Corr (dB)	Corrected Reading (dBuV/m)	Average Limit (dBuV/m)	Margin (dB)	Peak Limit (dBuV/m)	PK Margin (dB)	Azimuth (Degs)	Height (cm)	Polarity
1	* 2.484	43.99	Pk	31.6	-25.5	0	50.09	-	-	74	-23.91	253	293	V
2	* 2.484	50.49	Pk	31.6	-25.5	0	56.59	-	-	74	-17.41	253	293	V
3	* 2.484	34.05	RMS	31.6	-25.5	.15	40.3	54	-13.7	-	-	253	293	V
4	* 2.485	34.47	RMS	31.6	-25.5	.15	40.72	54	-13.28	-	-	253	293	V

* - indicates frequency in CFR47 Pt 15 / IC RSS-Restricted Band
Pk - Peak detector
RMS - RMS detection

UL Korea, Ltd. Suwon Laboratory FORM ID: FCC_15C
218 Maeyeong-ro, Yeongtong-gu, Suwon-si, Gyeonggi-do, 16675, Korea TEL: (031) 337-9902 FAX: (031) 213-5433
UL Korea, Ltd. Confidential
This report shall not be reproduced except in full, without the written approval of UL Korea, Ltd.

AUTHORIZED BANDEDGE (11 CHANNEL)

HORIZONTAL PEAK AND AVERAGE PLOT

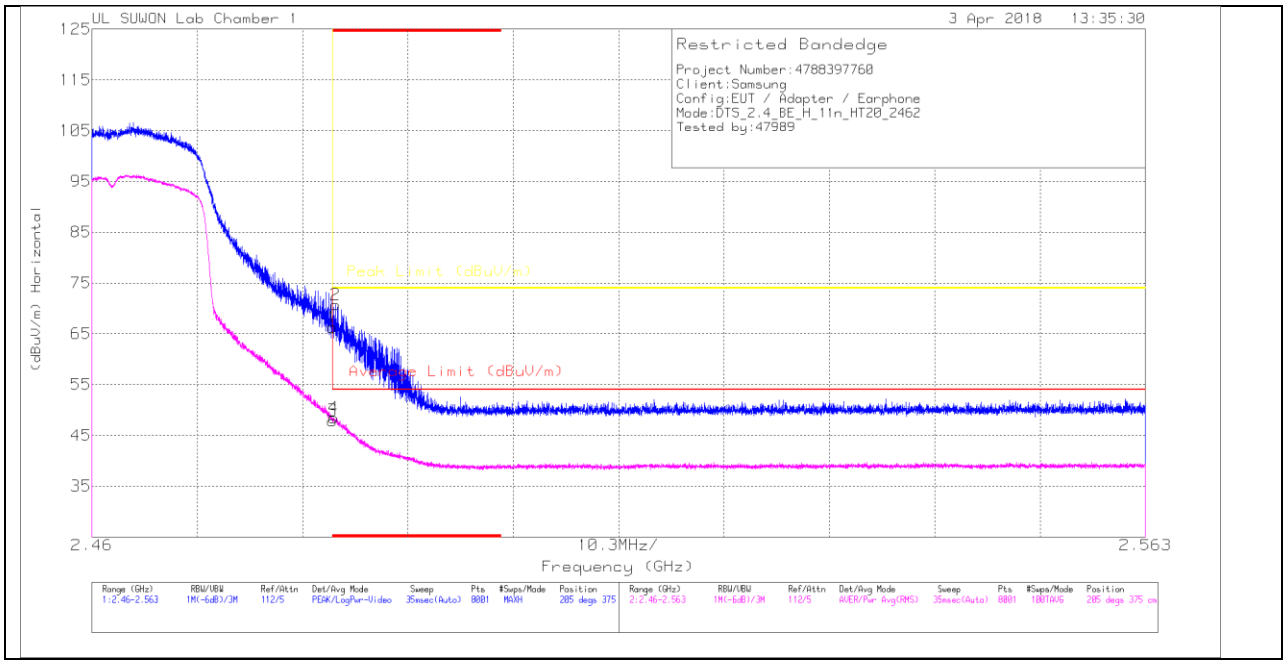

HORIZONTAL DATA

Trace Markers

Marker	Frequency (GHz)	Meter Reading (dBuV)	Det	20170531_3117_00168717	10dB_ATT(dB)_170809	DC Corr (dB)	Corrected Reading (dBuV/m)	Average Limit (dBuV/m)	Margin (dB)	Peak Limit (dBuV/m)	PK Margin (dB)	Azimuth (Degs)	Height (cm)	Polarity
1	* 2.484	60.23	Pk	31.6	-25.5	0	66.33	-	-	74	-7.67	205	375	H
2	* 2.484	64.62	Pk	31.6	-25.5	0	70.72	-	-	74	-3.28	205	375	H
3	* 2.484	41.66	RMS	31.6	-25.5	.15	47.91	54	-6.09	-	-	205	375	H
4	* 2.484	42.26	RMS	31.6	-25.5	.15	48.51	54	-5.49	-	-	205	375	H

* - indicates frequency in CFR47 Pt 15 / IC RSS-Restricted Band
Pk - Peak detector
RMS - RMS detection

UL Korea, Ltd. Confidential
This report shall not be reproduced except in full, without the written approval of UL Korea, Ltd.

VERTICAL PEAK AND AVERAGE PLOT

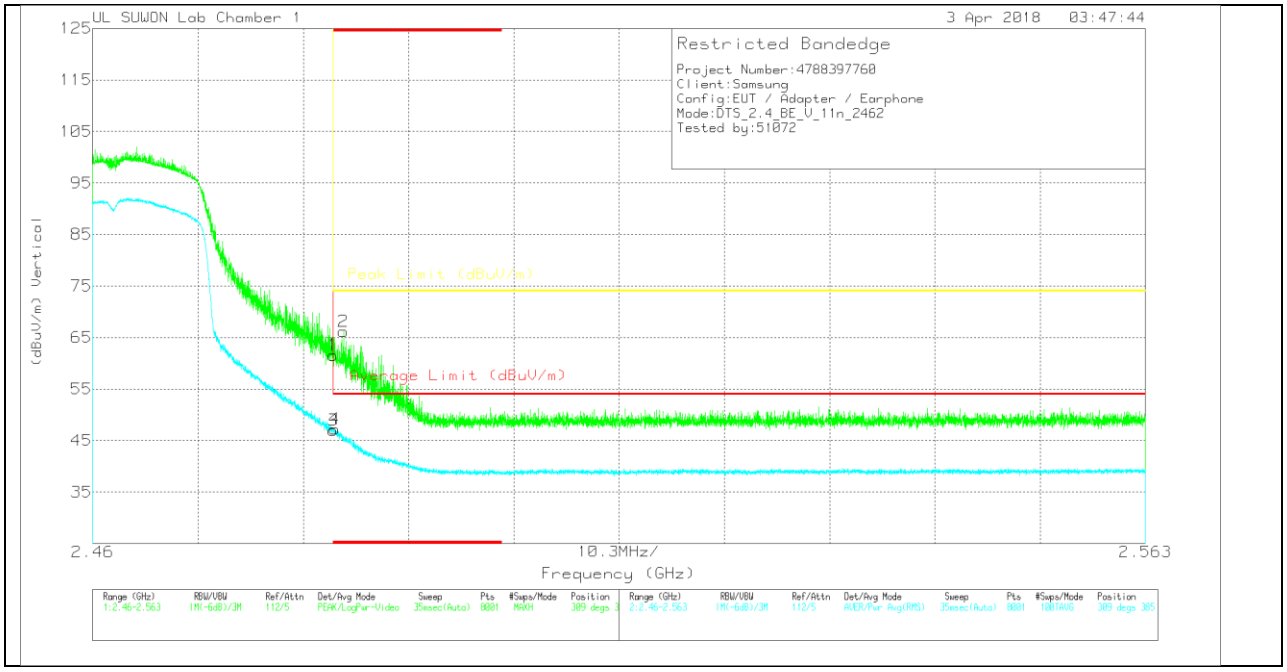

VERTICAL DATA

Trace Markers

Marker	Frequency (GHz)	Meter Reading (dBuV)	Det	20170531_3117_00168717	10dB_ATT(dB)_170809	DC Corr (dB)	Corrected Reading (dBuV/m)	Average Limit (dBuV/m)	Margin (dB)	Peak Limit (dBuV/m)	PK Margin (dB)	Azimuth (Degs)	Height (cm)	Polarity
1	* 2.484	55.47	Pk	31.6	-25.5	0	61.57	-	-	74	-12.43	309	385	V
2	* 2.485	60.08	Pk	31.6	-25.5	0	66.18	-	-	74	-7.82	309	385	V
3	* 2.484	40.76	RMS	31.6	-25.5	.15	47.01	54	-6.99	-	-	309	385	V
4	* 2.484	41	RMS	31.6	-25.5	.15	47.25	54	-6.75	-	-	309	385	V

* - indicates frequency in CFR47 Pt 15 / IC RSS-Restricted Band
Pk - Peak detector
RMS - RMS detection

UL Korea, Ltd. Suwon Laboratory FORM ID: FCC_15C
218 Maeyeong-ro, Yeongtong-gu, Suwon-si, Gyeonggi-do, 16675, Korea TEL: (031) 337-9902 FAX: (031) 213-5433
UL Korea, Ltd. Confidential
This report shall not be reproduced except in full, without the written approval of UL Korea, Ltd.

AUTHORIZED BANDEDGE (12 CHANNEL)

HORIZONTAL PEAK AND AVERAGE PLOT

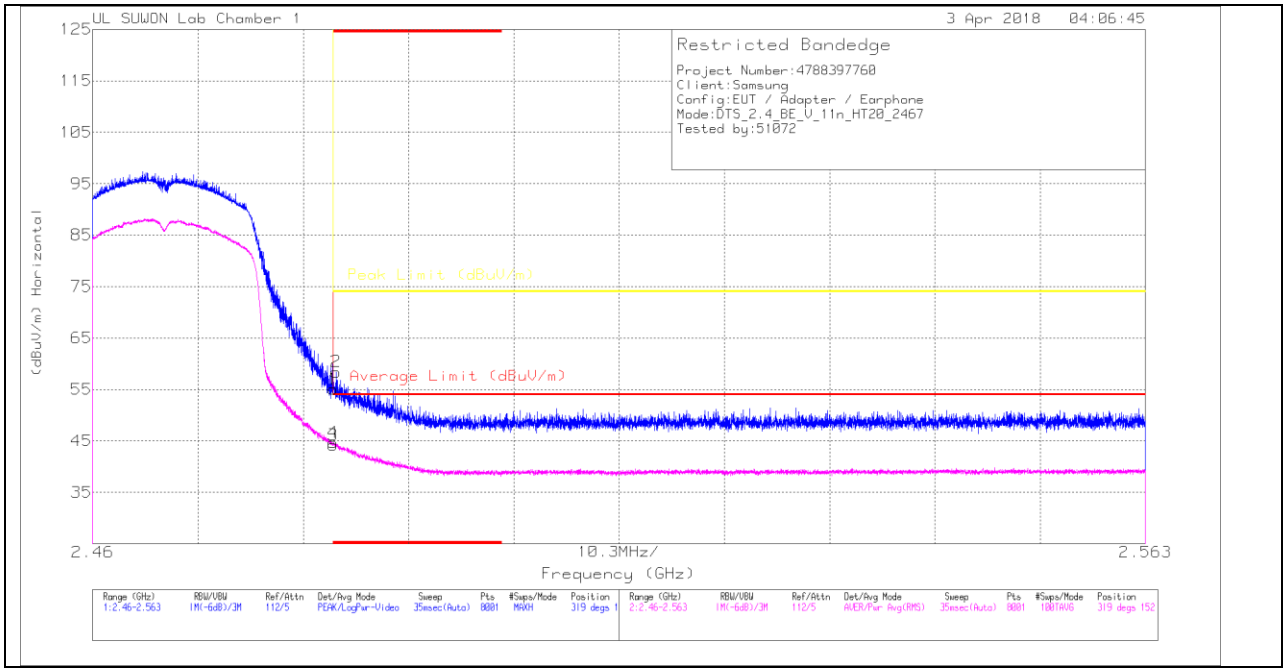

HORIZONTAL DATA

Trace Markers

Marker	Frequency (GHz)	Meter Reading (dBuV)	Det	20170531_3117_00168717	10dB_ATT(dB)_170809	DC Corr (dB)	Corrected Reading (dBuV/m)	Average Limit (dBuV/m)	Margin (dB)	Peak Limit (dBuV/m)	PK Margin (dB)	Azimuth (Degs)	Height (cm)	Polarity
1	* 2.484	48.92	Pk	31.6	-25.5	0	55.02	-	-	74	-18.98	319	152	H
2	* 2.484	52.32	Pk	31.6	-25.5	0	58.42	-	-	74	-15.58	319	152	H
3	* 2.484	37.92	RMS	31.6	-25.5	.15	44.17	54	-9.83	-	-	319	152	H
4	* 2.484	38.43	RMS	31.6	-25.5	.15	44.68	54	-9.32	-	-	319	152	H

* - indicates frequency in CFR47 Pt 15 / IC RSS-Restricted Band
Pk - Peak detector
RMS - RMS detection

UL Korea, Ltd. Suwon Laboratory FORM ID: FCC_15C
218 Maeyeong-ro, Yeongtong-gu, Suwon-si, Gyeonggi-do, 16675, Korea TEL: (031) 337-9902 FAX: (031) 213-5433
UL Korea, Ltd. Confidential
This report shall not be reproduced except in full, without the written approval of UL Korea, Ltd.

VERTICAL PEAK AND AVERAGE PLOT

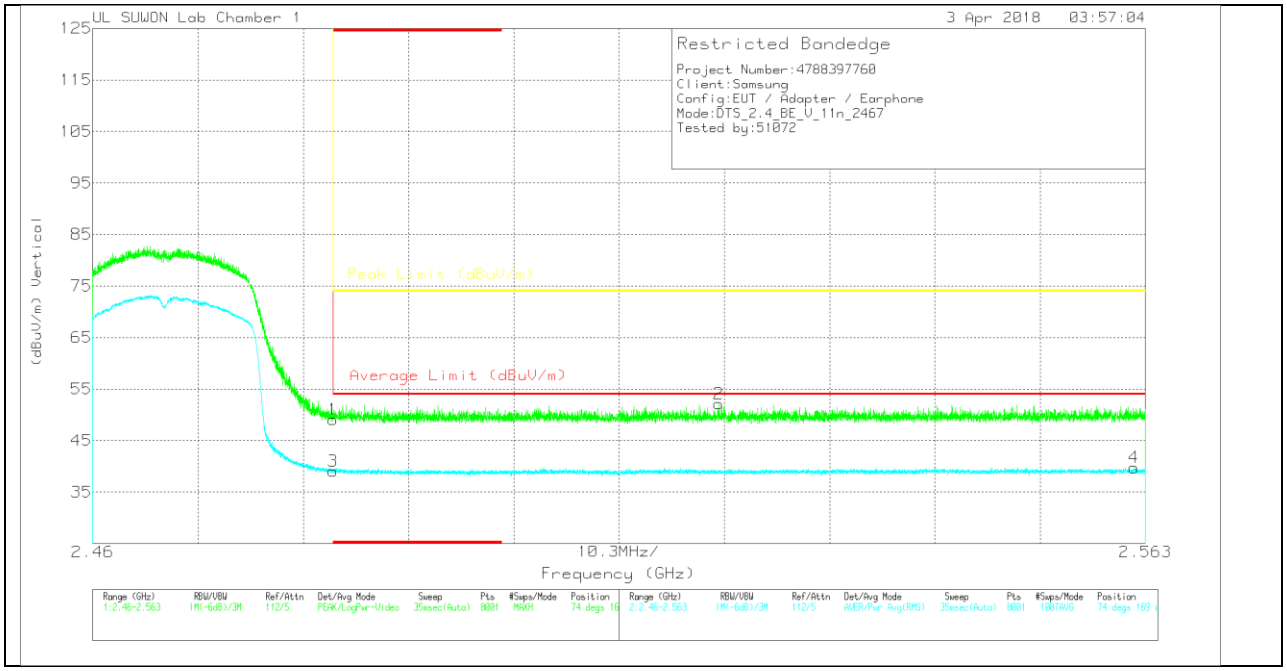

VERTICAL DATA

Trace Markers

Marker	Frequency (GHz)	Meter Reading (dBuV)	Det	20170531_3117_00168717	10dB_ATT(dB)_170809	DC Corr (dB)	Corrected Reading (dBuV/m)	Average Limit (dBuV/m)	Margin (dB)	Peak Limit (dBuV/m)	PK Margin (dB)	Azimuth (Degs)	Height (cm)	Polarity
1	* 2.484	42.95	Pk	31.6	-25.5	0	49.05	-	-	74	-24.95	74	169	V
2	2.521	45.82	Pk	31.6	-25.3	0	52.12	-	-	74	-21.88	74	169	V
3	* 2.484	32.82	RMS	31.6	-25.5	.15	39.07	54	-14.93	-	-	74	169	V
4	2.562	33.18	RMS	31.7	-25.3	.15	39.73	54	-14.27	-	-	74	169	V

* - indicates frequency in CFR47 Pt 15 / IC RSS-Restricted Band
Pk - Peak detector
RMS - RMS detection

UL Korea, Ltd. Suwon Laboratory FORM ID: FCC_15C
218 Maeyeong-ro, Yeongtong-gu, Suwon-si, Gyeonggi-do, 16675, Korea TEL: (031) 337-9902 FAX: (031) 213-5433
UL Korea, Ltd. Confidential
This report shall not be reproduced except in full, without the written approval of UL Korea, Ltd.

AUTHORIZED BANDEDGE (13 CHANNEL)

HORIZONTAL PEAK AND AVERAGE PLOT

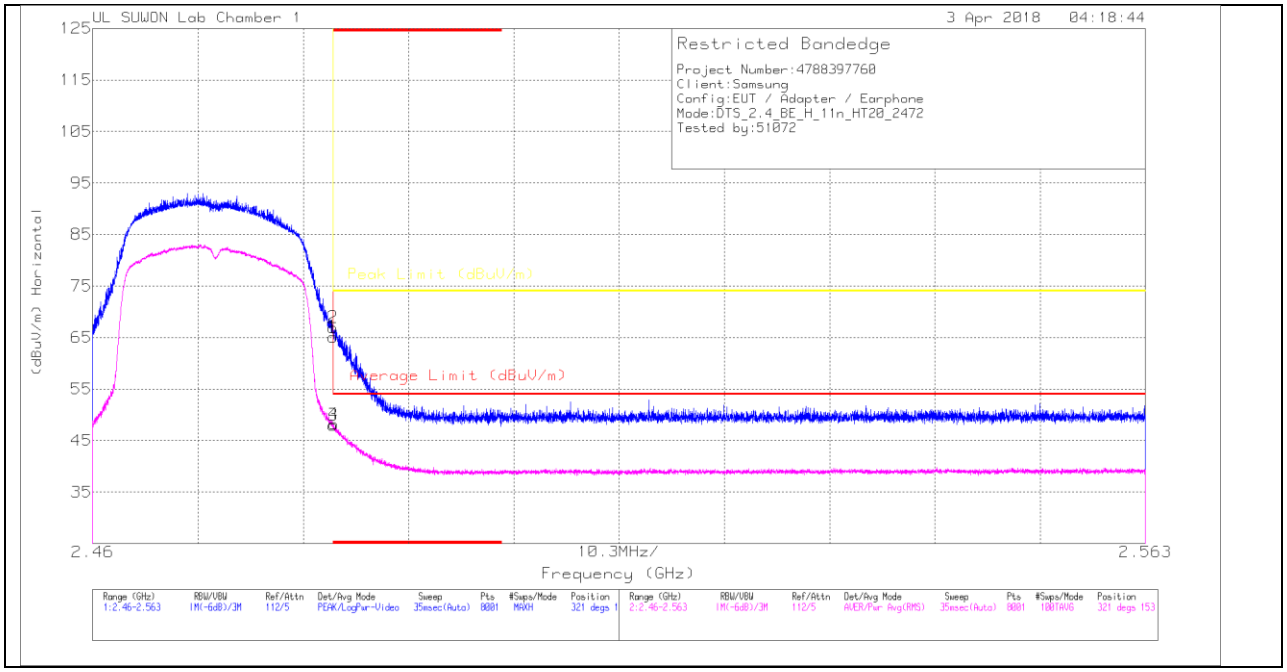

HORIZONTAL DATA

Trace Markers

Marker	Frequency (GHz)	Meter Reading (dBuV)	Det	20170531_3117_00168717	10dB_ATT(dB)_170809	DC Corr (dB)	Corrected Reading (dBuV/m)	Average Limit (dBuV/m)	Margin (dB)	Peak Limit (dBuV/m)	PK Margin (dB)	Azimuth (Degs)	Height (cm)	Polarity
1	* 2.484	59.03	Pk	31.6	-25.5	0	65.13	-	-	74	-8.87	321	153	H
2	* 2.484	60.84	Pk	31.6	-25.5	0	66.94	-	-	74	-7.06	321	153	H
3	* 2.484	41.76	RMS	31.6	-25.5	.15	48.01	54	-5.99	-	-	321	153	H
4	* 2.484	41.93	RMS	31.6	-25.5	.15	48.18	54	-5.82	-	-	321	153	H

* - indicates frequency in CFR47 Pt 15 / IC RSS-Restricted Band
Pk - Peak detector
RMS - RMS detection

UL Korea, Ltd. Suwon Laboratory FORM ID: FCC_15C
218 Maeyeong-ro, Yeongtong-gu, Suwon-si, Gyeonggi-do, 16675, Korea TEL: (031) 337-9902 FAX: (031) 213-5433
UL Korea, Ltd. Confidential
This report shall not be reproduced except in full, without the written approval of UL Korea, Ltd.

VERTICAL PEAK AND AVERAGE PLOT

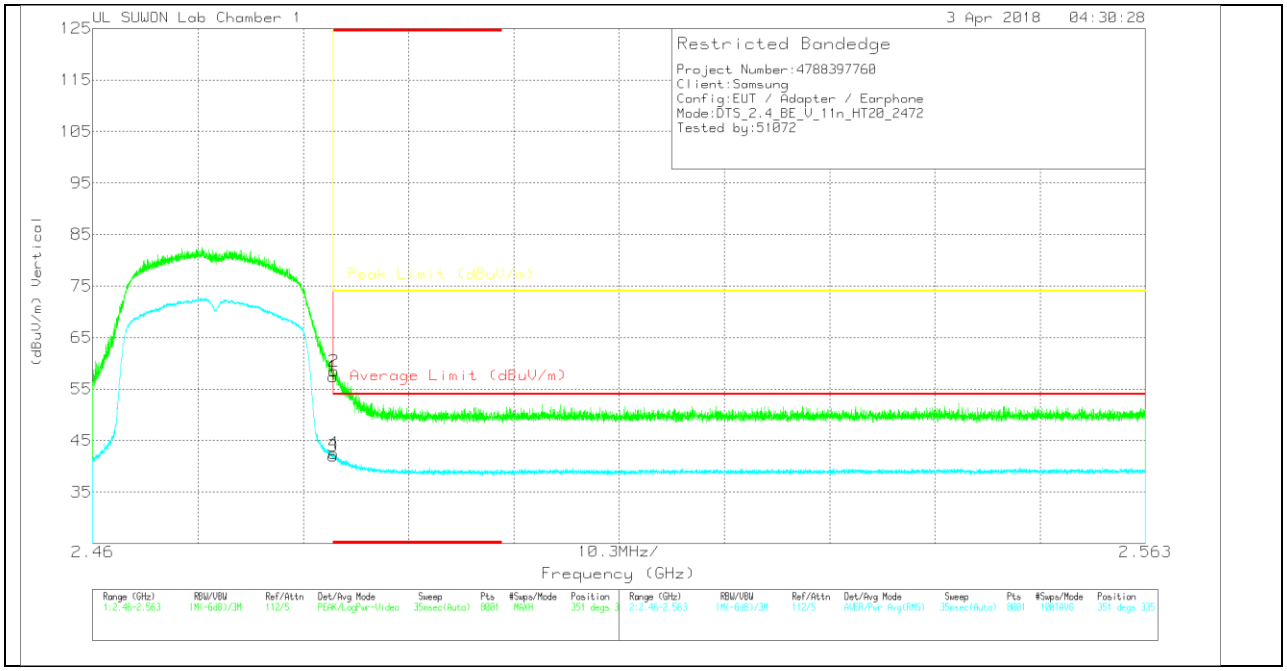

VERTICAL DATA

Trace Markers

Marker	Frequency (GHz)	Meter Reading (dBuV)	Det	20170531_3117_00168717	10dB_ATT(dB)_170809	DC Corr (dB)	Corrected Reading (dBuV/m)	Average Limit (dBuV/m)	Margin (dB)	Peak Limit (dBuV/m)	PK Margin (dB)	Azimuth (Degs)	Height (cm)	Polarity
1	* 2.484	51.27	Pk	31.6	-25.5	0	57.37	-	-	74	-16.63	351	335	V
2	* 2.484	52.37	Pk	31.6	-25.5	0	58.47	-	-	74	-15.53	351	335	V
3	* 2.484	35.71	RMS	31.6	-25.5	.15	41.96	54	-12.04	-	-	351	335	V
4	* 2.484	36.26	RMS	31.6	-25.5	.15	42.51	54	-11.49	-	-	351	335	V

* - indicates frequency in CFR47 Pt 15 / IC RSS-Restricted Band
Pk - Peak detector
RMS - RMS detection

UL Korea, Ltd. Suwon Laboratory FORM ID: FCC_15C
218 Maeyeong-ro, Yeongtong-gu, Suwon-si, Gyeonggi-do, 16675, Korea TEL: (031) 337-9902 FAX: (031) 213-5433
UL Korea, Ltd. Confidential
This report shall not be reproduced except in full, without the written approval of UL Korea, Ltd.

HARMONICS AND SPURIOUS EMISSIONS

LOW CHANNEL HORIZONTAL

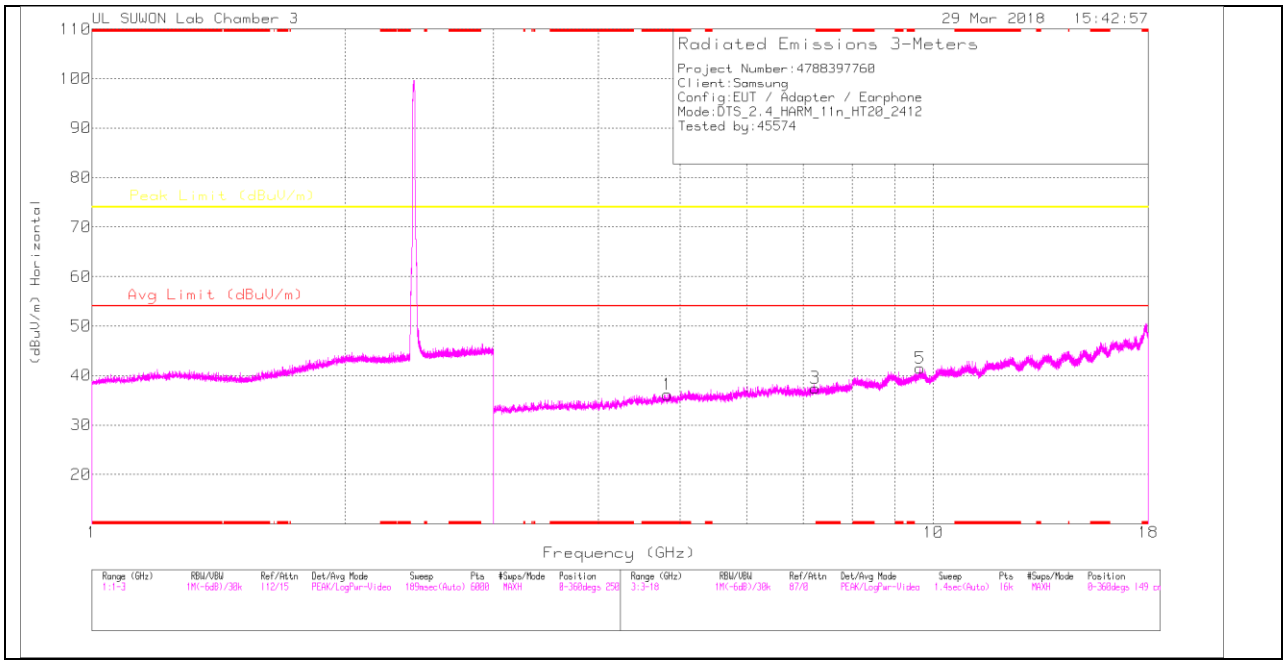

LOW CHANNEL VERTICAL

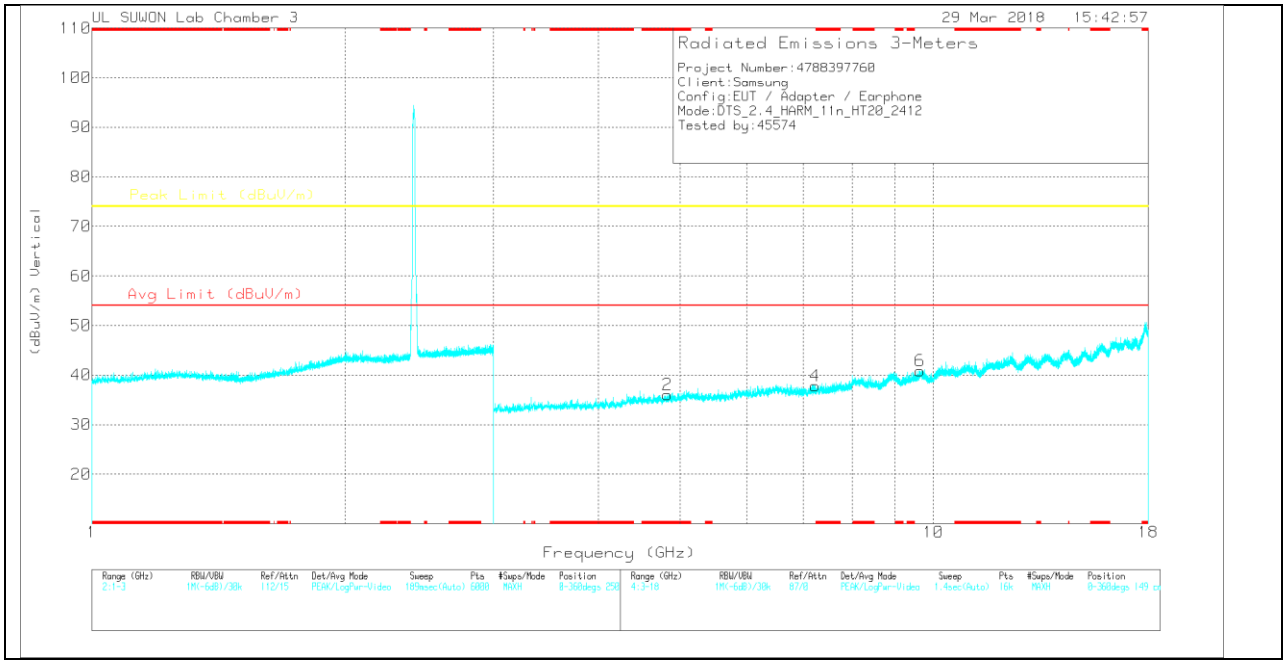

Note: Emission was scanned up to 26GHz; No emissions were detected above the noise floor which was at least 20dB below the specification limit.

UL Korea, Ltd. Suwon Laboratory FORM ID: FCC_15C
218 Maeyeong-ro, Yeongtong-gu, Suwon-si, Gyeonggi-do, 16675, Korea TEL: (031) 337-9902 FAX: (031) 213-5433
UL Korea, Ltd. Confidential
This report shall not be reproduced except in full, without the written approval of UL Korea, Ltd.

LOW CHANNEL DATA

Trace Markers

Marker	Frequency (GHz)	Meter Reading (dBuV)	Det	3117[00205959]	3GHz_HP[dB]	DC Corr (dB)	Corrected Reading (dBuV/m)	Avg Limit (dBuV/m)	Margin (dB)	Peak Limit (dBuV/m)	Margin (dB)	Azimuth (Degs)	Height (cm)	Polarity
1	* 4.832	30.5	PK	34	-28.4	0	36.1	-	-	74	-37.9	0-360	250	H
3	7.232	25.79	PK	35.6	-23.9	0	37.49	-	-	74	-36.51	0-360	149	H
5	9.643	24.62	PK	36.7	-19.8	0	41.52	-	-	74	-32.48	0-360	250	H
2	* 4.826	30.36	PK	34	-28.3	0	36.06	-	-	74	-37.94	0-360	250	V
4	7.235	26.14	PK	35.6	-23.9	0	37.84	-	-	74	-36.16	0-360	149	V
6	9.646	23.98	PK	36.7	-19.8	0	40.88	-	-	74	-33.12	0-360	149	V

* - indicates frequency in CFR47 Pt 15 / IC RSS-Restricted Band
PK – Peak Detector

Note: Only peak measurement was performed. Because peak measurement result of unwanted emission is less than average limit (54dBuV/m).

UL Korea, Ltd. Suwon Laboratory FORM ID: FCC_15C
218 Maeyeong-ro, Yeongtong-gu, Suwon-si, Gyeonggi-do, 16675, Korea TEL: (031) 337-9902 FAX: (031) 213-5433
UL Korea, Ltd. Confidential
This report shall not be reproduced except in full, without the written approval of UL Korea, Ltd.

MID CHANNEL HORIZONTAL

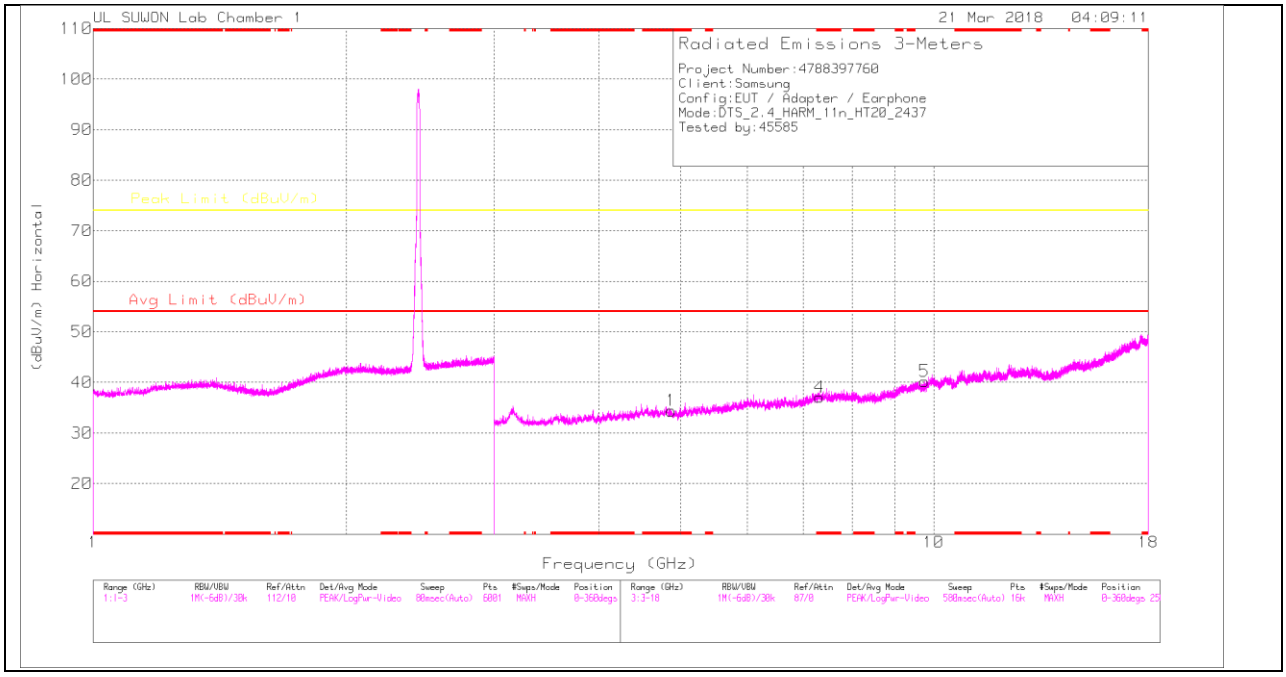

MID CHANNEL VERTICAL

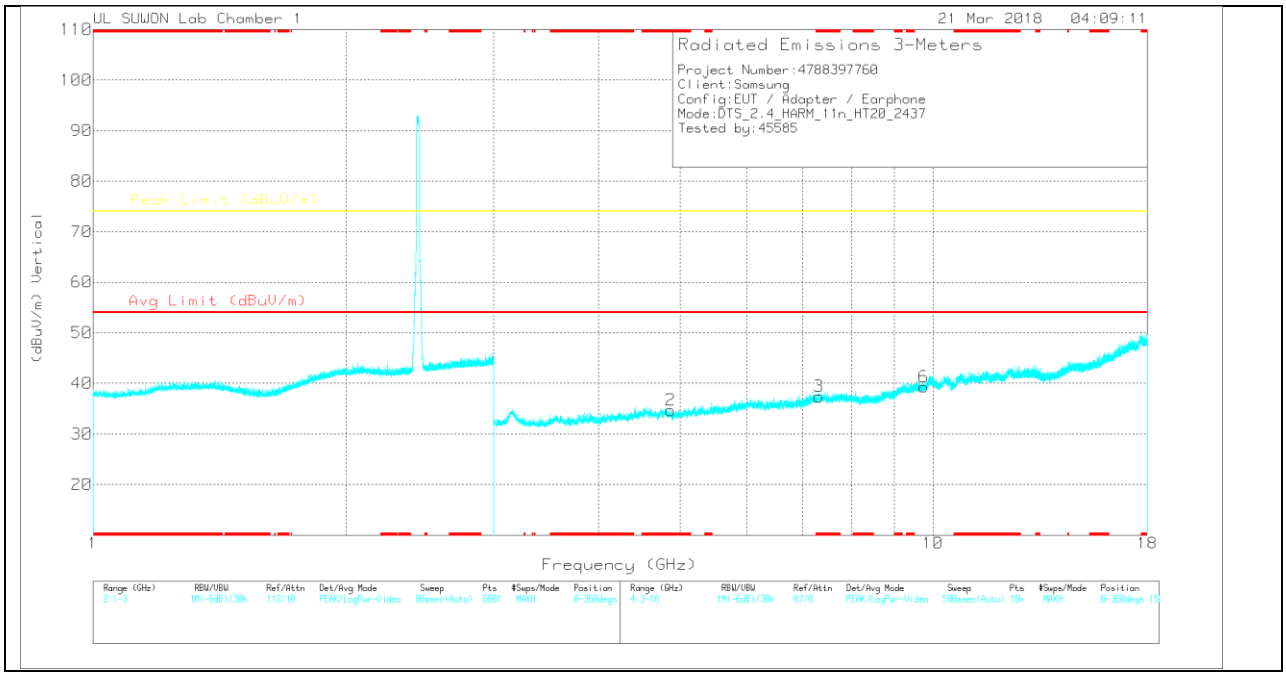

Note: Emission was scanned up to 26GHz; No emissions were detected above the noise floor which was at least 20dB below the specification limit.

UL Korea, Ltd. Suwon Laboratory FORM ID: FCC_15C
218 Maeyeong-ro, Yeongtong-gu, Suwon-si, Gyeonggi-do, 16675, Korea TEL: (031) 337-9902 FAX: (031) 213-5433
UL Korea, Ltd. Confidential
This report shall not be reproduced except in full, without the written approval of UL Korea, Ltd.

MID CHANNEL DATA

Trace Markers

Marker	Frequency (GHz)	Meter Reading (dBuV)	Det	20170531_3117_0016 8717	3GHz_HP(dB)_170809	DC Corr (dB)	Corrected Reading (dBuV/m)	Avg Limit (dBuV/m)	Margin (dB)	Peak Limit (dBuV/m)	Margin (dB)	Azimuth (Degs)	Height (cm)	Polarity
1	* 4.874	32.29	PK	33.8	-31.7	0	34.39	-	-	74	-39.61	0-360	250	H
4	* 7.311	28.77	PK	35.9	-27.6	0	37.07	-	-	74	-36.93	0-360	150	H
5	9.748	27.49	PK	36.9	-24.2	0	40.19	-	-	74	-33.81	0-360	150	H
2	* 4.874	32.54	PK	33.8	-31.7	0	34.64	-	-	74	-39.36	0-360	250	V
3	* 7.311	29.09	PK	35.9	-27.6	0	37.39	-	-	74	-36.61	0-360	250	V
6	9.747	26.59	PK	36.9	-24.2	0	39.29	-	-	74	-34.71	0-360	150	V

* - indicates frequency in CFR47 Pt 15 / IC RSS-Restricted Band
PK – Peak Detector

Note: Only peak measurement was performed. Because peak measurement result of unwanted emission is less than average limit (54dBuV/m).

UL Korea, Ltd. Suwon Laboratory FORM ID: FCC_15C
218 Maeyeong-ro, Yeongtong-gu, Suwon-si, Gyeonggi-do, 16675, Korea TEL: (031) 337-9902 FAX: (031) 213-5433
UL Korea, Ltd. Confidential
This report shall not be reproduced except in full, without the written approval of UL Korea, Ltd.

HIGH CHANNEL HORIZONTAL

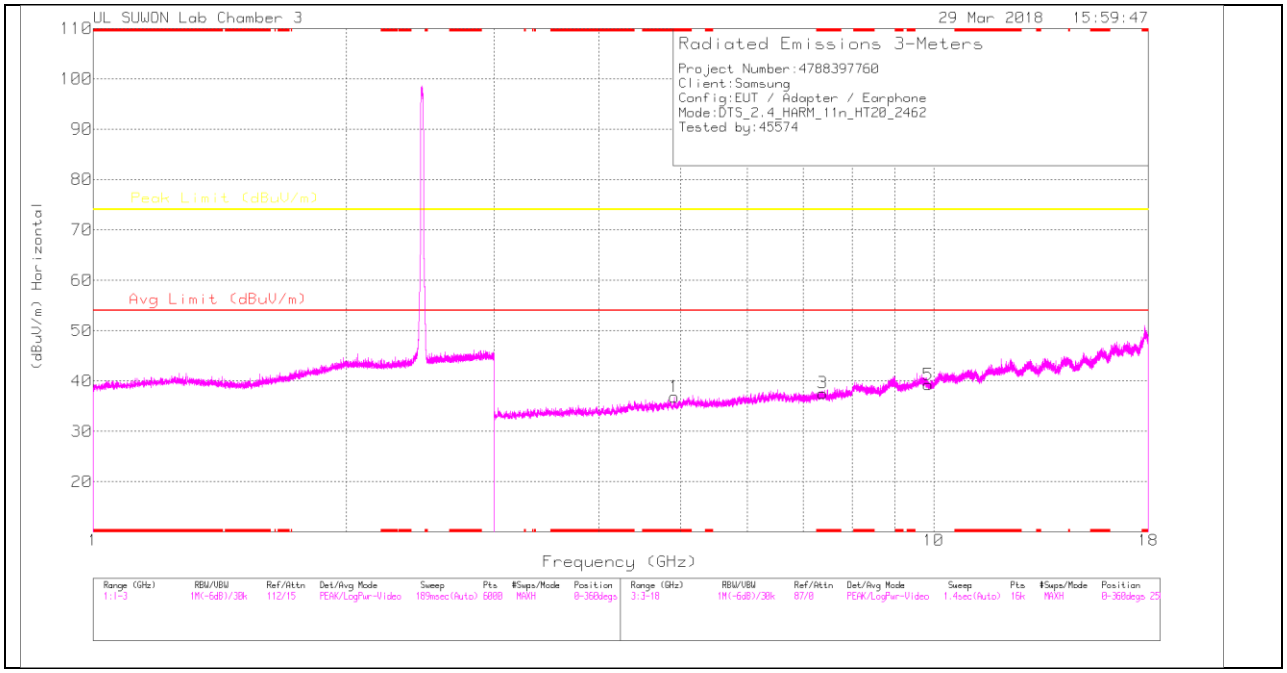

HIGH CHANNEL VERTICAL

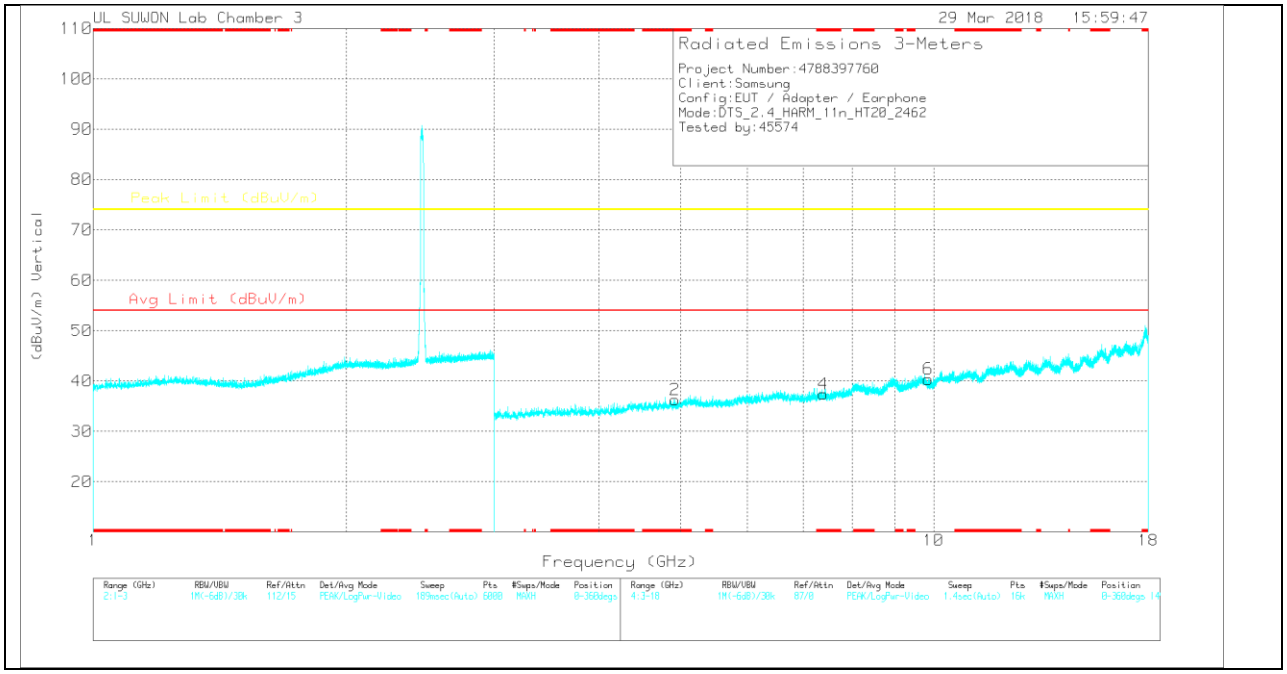

Note: Emission was scanned up to 26GHz; No emissions were detected above the noise floor which was at least 20dB below the specification limit.

UL Korea, Ltd. Suwon Laboratory FORM ID: FCC_15C
218 Maeyeong-ro, Yeongtong-gu, Suwon-si, Gyeonggi-do, 16675, Korea TEL: (031) 337-9902 FAX: (031) 213-5433
UL Korea, Ltd. Confidential
This report shall not be reproduced except in full, without the written approval of UL Korea, Ltd.

HIGH CHANNEL DATA

Trace Markers

Marker	Frequency (GHz)	Meter Reading (dBuV)	Det	3117[00205959]	3GHz_HP[dB]	DC Corr (dB)	Corrected Reading (dBuV/m)	Avg Limit (dBuV/m)	Margin (dB)	Peak Limit (dBuV/m)	Margin (dB)	Azimuth (Degs)	Height (cm)	Polarity
1	* 4.917	31.75	PK	34	-28.9	0	36.85	-	-	74	-37.15	0-360	150	H
3	* 7.383	24.99	PK	35.6	-23	0	37.59	-	-	74	-36.41	0-360	250	H
5	9.851	21.98	PK	37	-19.7	0	39.28	-	-	74	-34.72	0-360	150	H
2	* 4.922	31.07	PK	34	-28.8	0	36.27	-	-	74	-37.73	0-360	149	V
4	* 7.389	24.78	PK	35.6	-23	0	37.38	-	-	74	-36.62	0-360	250	V
6	9.85	23.06	PK	37	-19.7	0	40.36	-	-	74	-33.64	0-360	149	V

* - indicates frequency in CFR47 Pt 15 / IC RSS-Restricted Band
PK – Peak detector

Note: Only peak measurement was performed. Because peak measurement result of unwanted emission is less than average limit (54dBuV/m).

UL Korea, Ltd. Suwon Laboratory FORM ID: FCC_15C
218 Maeyeong-ro, Yeongtong-gu, Suwon-si, Gyeonggi-do, 16675, Korea TEL: (031) 337-9902 FAX: (031) 213-5433
UL Korea, Ltd. Confidential
This report shall not be reproduced except in full, without the written approval of UL Korea, Ltd.

11.3. WORST-CASE BELOW 1 GHz

SPURIOUS EMISSIONS 30 TO 1000 MHz (WORST-CASE CONFIGURATION, HORIZONTAL)

HORIZONTAL PLOT

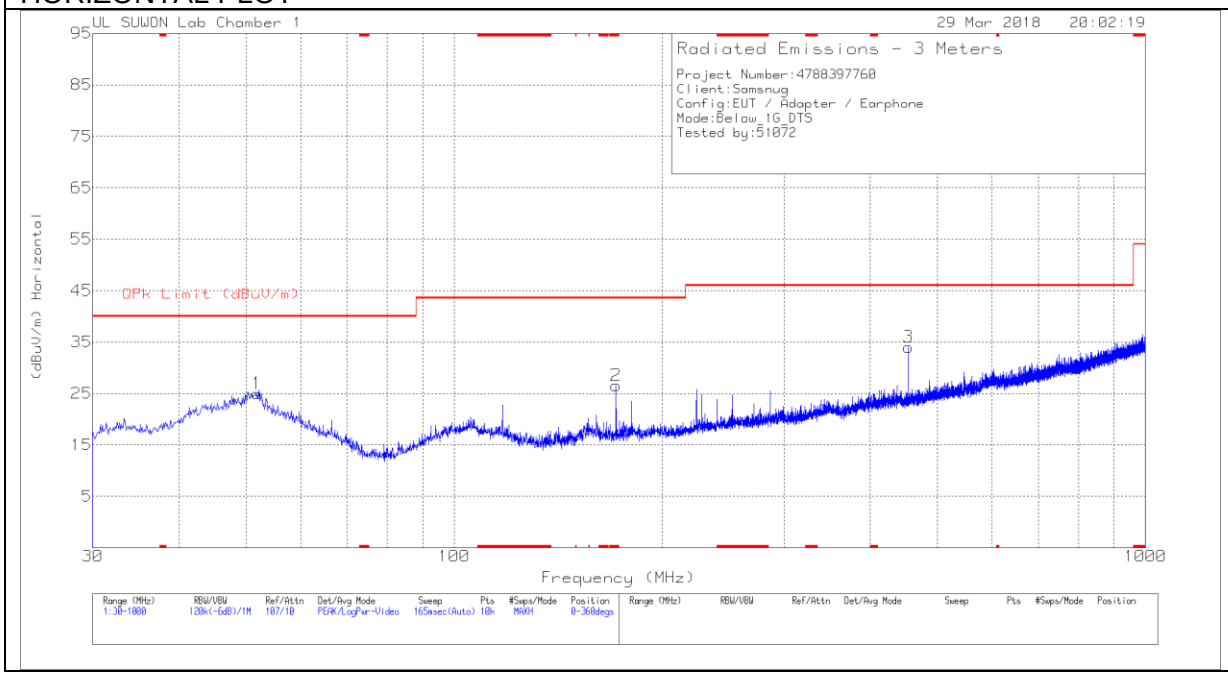

SPURIOUS EMISSIONS 30 TO 1000 MHz (WORST-CASE CONFIGURATION, VERTICAL)

VERTICAL PLOT

UL Korea, Ltd. Confidential
This report shall not be reproduced except in full, without the written approval of UL Korea, Ltd.

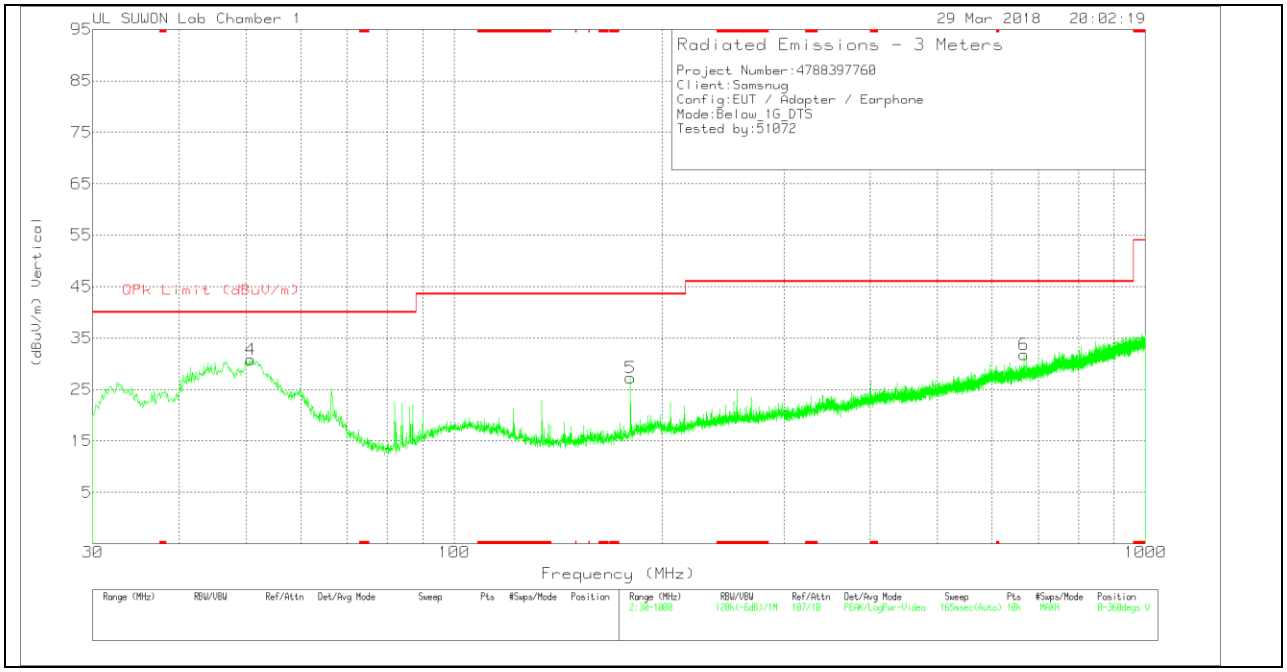

Below 1G Data

Trace Markers

Marker	Frequency (MHz)	Meter Reading (dBuV)	Det	750_20170831	30-1000MHz[dB]	DC Corr (dB)	Corrected Reading (dBuV/m)	QPk Limit (dBuV/m)	Margin (dB)	Azimuth (Degs)	Height (cm)	Polarity
1	51.825	34.48	Pk	19.7	-29.2	0	24.98	40	-15.02	0-360	400	H
2	* 171.426	39.36	Pk	14.8	-27.6	0	26.56	43.52	-16.96	0-360	100	H
3	453.696	38.03	Pk	22	-26	0	34.03	46.02	-11.99	0-360	200	H
4	50.758	40.2	Pk	19.8	-29.2	0	30.8	40	-9.2	0-360	100	V
5	179.865	39.54	Pk	15.3	-27.6	0	27.24	43.52	-16.28	0-360	200	V
6	667.29	31.58	Pk	25.3	-25.1	0	31.78	46.02	-14.24	0-360	400	V

* - indicates frequency in CFR47 Pt 15 / IC RSS-Restricted Band
Pk - Peak detector

UL Korea, Ltd. Suwon Laboratory FORM ID: FCC_15C
218 Maeyeong-ro, Yeongtong-gu, Suwon-si, Gyeonggi-do, 16675, Korea TEL: (031) 337-9902 FAX: (031) 213-5433
UL Korea, Ltd. Confidential
This report shall not be reproduced except in full, without the written approval of UL Korea, Ltd.

12. AC POWER LINE CONDUCTED EMISSIONS

LIMITS

FCC §15.207 (a)
IC RSS-GEN Clause 8.8

Frequency of Emission (MHz)	Conducted Limit (dBuV)	
	Quasi-peak	Average
0.15-0.5	66 to 56 *	56 to 46 *
0.5-5	56	46
5-30	60	50

* Decreases with the logarithm of the frequency.

TEST PROCEDURE

The EUT is placed on a non-conducting table 40 cm from the vertical ground plane and 80 cm above the horizontal ground plane. The EUT is configured in accordance with ANSI C63.10.

The receiver is set to a resolution bandwidth of 9 kHz. Peak detection is used unless otherwise noted as quasi-peak or average.

Line conducted data is recorded for both NEUTRAL and HOT lines.

UL Korea, Ltd. Suwon Laboratory FORM ID: FCC_15C
218 Maeyeong-ro, Yeongtong-gu, Suwon-si, Gyeonggi-do, 16675, Korea TEL: (031) 337-9902 FAX: (031) 213-5433
UL Korea, Ltd. Confidential
This report shall not be reproduced except in full, without the written approval of UL Korea, Ltd.

RESULTS

WORST EMISSIONS

LINE 1 PLOT

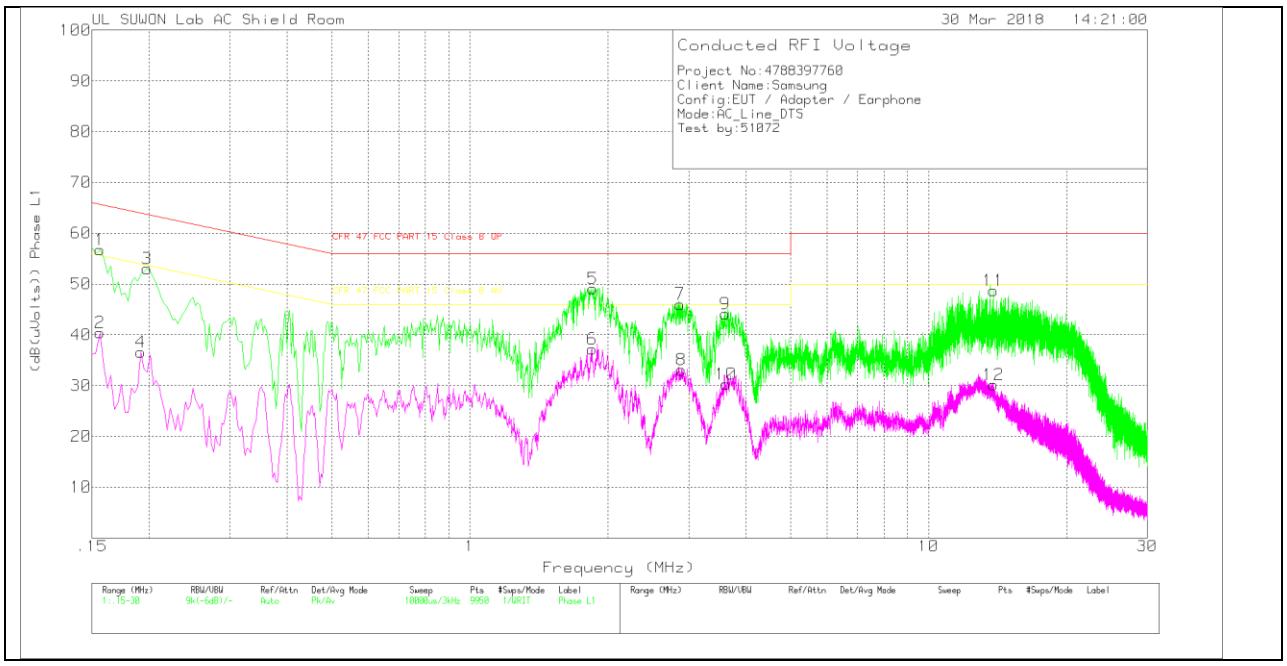

UL Korea, Ltd. Suwon Laboratory FORM ID: FCC_15C
218 Maeyeong-ro, Yeongtong-gu, Suwon-si, Gyeonggi-do, 16675, Korea TEL: (031) 337-9902 FAX: (031) 213-5433
UL Korea, Ltd. Confidential
This report shall not be reproduced except in full, without the written approval of UL Korea, Ltd.

LINE 1 RESULTS

Trace Markers

Range 1: Phase L1 .15 - 30MHz

Marker	Frequency (MHz)	Meter Reading (dBuV)	Det	101837_L1_with extension	CABLELOSS (dB)	Corrected Reading (dB(uVolts))	CFR 47 FCC PART 15 Class B QP	Margin (dB)	CFR 47 FCC PART 15 Class B AV	Margin (dB)
1	.156	46.68	Pk	10	.1	56.78	65.67	-8.89	-	-
2	.156	30.32	Av	10	.1	40.42	-	-	55.67	-15.25
3	.198	43.06	Pk	9.8	.2	53.06	63.69	-10.63	-	-
4	.192	26.56	Av	9.8	.2	36.56	-	-	53.95	-17.39
5	1.854	38.86	Pk	9.9	.3	49.06	56	-6.94	-	-
6	1.848	27	Av	9.9	.3	37.2	-	-	46	-8.8
7	2.871	35.94	Pk	9.8	.3	46.04	56	-9.96	-	-
8	2.892	22.96	Av	9.8	.3	33.06	-	-	46	-12.94
9	3.606	33.99	Pk	9.8	.3	44.09	56	-11.91	-	-
10	3.615	20.17	Av	9.8	.3	30.27	-	-	46	-15.73
11	13.863	38.55	Pk	9.8	.4	48.75	60	-11.25	-	-
12	13.851	20	Av	9.8	.4	30.2	-	-	50	-19.8

Pk - Peak detector
Av - Average detection

Quasi-Peak Emissions

Range 1: Phase L1 .15 - 30MHz

Frequency (MHz)	Meter Reading (dBuV)	Det	101837_L1_with extension	CABLELOSS(dB)	Corrected Reading (dB(uVolts))	CFR 47 FCC PART 15 Class B QP	Margin (dB)	CFR 47 FCC PART 15 Class B AV	Margin (dB)
.15525	32.98	Qp	10	.1	43.08	65.71	-22.63	-	-
.19725	29.1	Qp	9.8	.2	39.1	63.73	-24.63	-	-
.19275	28.78	Qp	9.8	.2	38.78	63.92	-25.14	-	-
1.85475	32.29	Qp	9.9	.3	42.49	56	-13.51	-	-
1.84725	32.03	Qp	9.9	.3	42.23	56	-13.77	-	-
2.87115	30	Qp	9.8	.3	40.1	56	-15.9	-	-
2.89125	30.51	Qp	9.8	.3	40.61	56	-15.39	-	-
3.60675	30.19	Qp	9.8	.3	40.29	56	-15.71	-	-
3.61425	29.11	Qp	9.8	.3	39.21	56	-16.79	-	-
13.8623	29.25	Qp	9.8	.4	39.45	60	-20.55	-	-
13.8503	28.97	Qp	9.8	.4	39.17	60	-20.83	-	-

Qp - Quasi-Peak detector

UL Korea, Ltd. Suwon Laboratory FORM ID: FCC_15C
218 Maeyeong-ro, Yeongtong-gu, Suwon-si, Gyeonggi-do, 16675, Korea TEL: (031) 337-9902 FAX: (031) 213-5433
UL Korea, Ltd. Confidential
This report shall not be reproduced except in full, without the written approval of UL Korea, Ltd.

LINE 2 PLOT

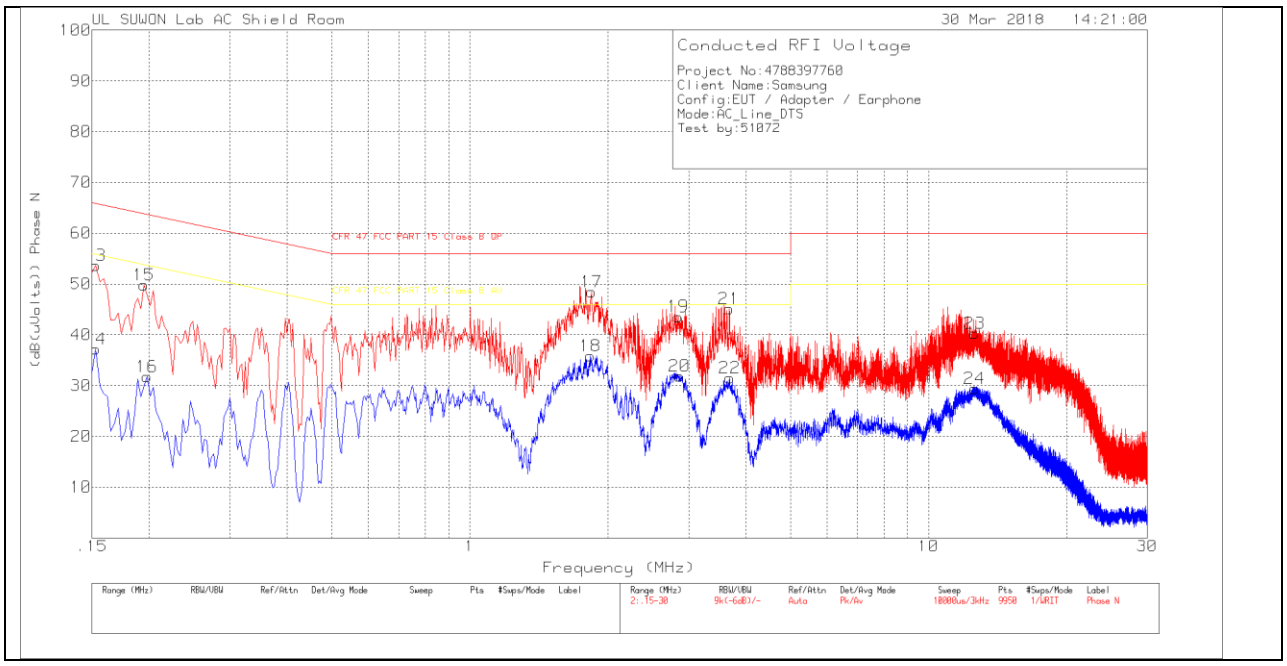

UL Korea, Ltd. Suwon Laboratory FORM ID: FCC_15C
218 Maeyeong-ro, Yeongtong-gu, Suwon-si, Gyeonggi-do, 16675, Korea TEL: (031) 337-9902 FAX: (031) 213-5433
UL Korea, Ltd. Confidential
This report shall not be reproduced except in full, without the written approval of UL Korea, Ltd.

LINE 2 RESULTS

Trace Markers

Range 2: Phase N .15 - 30MHz

Marker	Frequency (MHz)	Meter Reading (dBuV)	Det	101837_N_with extension	CABLELOSS(dB)	Corrected Reading (dB(uVolts))	CFR 47 FCC PART 15 Class B QP	Margin (dB)	CFR 47 FCC PART 15 Class B AV	Margin (dB)
13	.153	43.52	Pk	10	.1	53.62	65.84	-12.22	-	-
14	.153	27.13	Av	10	.1	37.23	-	-	55.84	-18.61
15	.195	39.67	Pk	9.9	.2	49.77	63.82	-14.05	-	-
16	.198	21.67	Av	9.9	.2	31.77	-	-	53.69	-21.92
17	1.842	38.23	Pk	9.9	.3	48.43	56	-7.57	-	-
18	1.83	25.67	Av	9.9	.3	35.87	-	-	46	-10.13
19	2.85	33.37	Pk	9.9	.3	43.57	56	-12.43	-	-
20	2.862	21.72	Av	9.9	.3	31.92	-	-	46	-14.08
21	3.678	35.07	Pk	9.8	.3	45.17	56	-10.83	-	-
22	3.684	21.38	Av	9.8	.3	31.48	-	-	46	-14.52
23	12.594	30.16	Pk	9.8	.3	40.26	60	-19.74	-	-
24	12.594	19.34	Av	9.8	.3	29.44	-	-	50	-20.56

Pk - Peak detector
Av - Average detection

Quasi-Peak Emissions

Range 2: Phase N .15 - 30MHz

Frequency (MHz)	Meter Reading (dBuV)	Det	101837_N_with extension	CABLELOSS(dB)	Corrected Reading (dB(uVolts))	CFR 47 FCC PART 15 Class B QP	Margin (dB)	CFR 47 FCC PART 15 Class B AV	Margin (dB)
.15225	32	Qp	10	.1	42.1	65.88	-23.78	-	-
.19515	27.88	Qp	9.9	.2	37.98	63.81	-25.83	-	-
.19815	28.02	Qp	9.9	.2	38.12	63.69	-25.57	-	-
1.84275	29.74	Qp	9.9	.3	39.94	56	-16.06	-	-
1.82925	32.18	Qp	9.9	.3	42.38	56	-13.62	-	-
2.85015	25.65	Qp	9.9	.3	35.85	56	-20.15	-	-
2.86215	26.97	Qp	9.9	.3	37.17	56	-18.83	-	-
3.67815	23.91	Qp	9.8	.3	34.01	56	-21.99	-	-
3.68475	24.19	Qp	9.8	.3	34.29	56	-21.71	-	-
12.5942	24.02	Qp	9.8	.3	34.12	60	-25.88	-	-

Qp - Quasi-Peak detector

UL Korea, Ltd. Suwon Laboratory FORM ID: FCC_15C
218 Maeyeong-ro, Yeongtong-gu, Suwon-si, Gyeonggi-do, 16675, Korea TEL: (031) 337-9902 FAX: (031) 213-5433
UL Korea, Ltd. Confidential
This report shall not be reproduced except in full, without the written approval of UL Korea, Ltd.