FCC CFR47 PART 22 SUBPART H
FCC CFR47 PART 24 SUBPART E
FCC CFR47 PART 27 SUBPART M

CERTIFICATION TEST REPORT

FOR

GSM/WCDMA/LTE Phone + Bluetooth, WLAN 2.4GHz b/g/n, ANT+ & NFC

MODEL NUMBER: SM-J7008

FCC ID: A3LSMJ7008

REPORT NUMBER: 15I20557-E1

ISSUE DATE: MAY 4, 2015

Prepared for

SAMSUNG ELECTRONICS CO., LTD.
129 SAMSUNG-RO, YEONGTONG-GU, SUWON-SI,
GYEONGGI-DO, 443-742, KOREA

Prepared by

UL VERIFICATION SERVICES
47173 BENICIA STREET
FREMONT, CA 94538, U.S.A.
TEL: (510) 771-1000
FAX: (510) 661-0888

Revision History

Rev.	Issue Date	Revisions	Revised By
--	5/4/15	Initial Issue	P. ZHANG

UL VERIFICATION SERVICES INC. FORM NO: CCSUP4701I
47173 BENICIA STREET, FREMONT, CA 94538, USA TEL: (510) 771-1000 FAX: (510) 661-0888

This report shall not be reproduced except in full, without the written approval of UL Verification Services Inc.

TABLE OF CONTENTS

1. ATTESTATION OF TEST RESULTS 5
2. TEST METHODOLOGY 6
3. FACILITIES AND ACCREDITATION 6
4. CALIBRATION AND UNCERTAINTY 6
4.1. MEASURING INSTRUMENT CALIBRATION 6
4.2. SAMPLE CALCULATION 6
4.3. MEASUREMENT UNCERTAINTY 7
5. EQUIPMENT UNDER TEST 8
5.1. DESCRIPTION OF EUT 8
5.2. MAXIMUM OUTPUT POWER 8
5.3. MAXIMUM OUTPUT POWER (LTE) 9
5.4. DESCRIPTION OF AVAILABLE ANTENNAS 10
5.5. DESCRIPTION OF TEST SETUP 11
6. TEST AND MEASUREMENT EQUIPMENT 14
7. Summary Table 15
8. RF POWER OUTPUT VERIFICATION 16
8.1. GSM/GPRS/EDGE 16
8.1.1. GSM OUTPUT POWER RESULT 17
8.2. UMTS REL 99 18
8.2.1. UMTS REL 99 OUTPUT POWER RESULT 18
8.3. UMTS HSDPA 19
8.3.1. UMTS HSDPA OUTPUT POWER RESULT 20
8.3.2. UMTS HSUPA 21
8.3.3. UMTS HSUPA OUTPUT POWER RESULT 22
8.4. LTE OUTPUT VERIFICATION 24
8.4.1. LTE OUTPUT RESULT 24
9. PEAK TO AVERAGE RATIO 26
9.1. CONDUCTED PEAK TO AVERAGE RESULT 26
10. LIMITS AND CONDUCTED RESULTS 33
10.1. OCCUPIED BANDWIDTH 33

UL VERIFICATION SERVICES INC. FORM NO: CCSUP4701I
47173 BENICIA STREET, FREMONT, CA 94538, USA TEL: (510) 771-1000 FAX: (510) 661-0888

This report shall not be reproduced except in full, without the written approval of UL Verification Services Inc.

10.1.1. OCCUPIED BANDWIDTH RESULTS 34
10.1.2. LTE OCCUPIED BANDWIDTH RESULTS 36
10.1.1. OCCUPIED BANDWIDTH PLOTS 38
10.2. BAND EDGE EMISSIONS 43
10.2.1. BAND EDGE PLOTS 44
10.2.2. EMISSION MASK PLOTS 48
10.3. OUT OF BAND EMISSIONS 53
10.3.1. OUT OF BAND EMISSIONS RESULT 54
10.3.2. OUT OF BAND EMISSIONS PLOTS 56
10.4. FREQUENCY STABILITY 63
10.4.1. FREQUENCY STABILITY RESULTS 64
RADIATED TEST RESULTS 67
10.5. RADIATED POWER (ERP & EIRP) 67
10.5.1. ERP/EIRP Results 67
10.5.2. LTE ERP/EIRP Results 70
10.5.3. ERP/EIRP DATA 72
10.6. FIELD STRENGTH OF SPURIOUS RADIATION 86
10.6.1. SPURIOUS RADIATION DATA 88
11. SETUP PHOTOS 102

UL VERIFICATION SERVICES INC. FORM NO: CCSUP4701I
47173 BENICIA STREET, FREMONT, CA 94538, USA TEL: (510) 771-1000 FAX: (510) 661-0888

This report shall not be reproduced except in full, without the written approval of UL Verification Services Inc.

1. ATTESTATION OF TEST RESULTS

COMPANY NAME:	SAMSUNG ELECTRONICS CO., LTD.
EUT DESCRIPTION:	GSM/WCDMA/LTE Phone + Bluetooth & WLAN 2.4GHz b/g/n + NFC & ANT+
MODEL:	SM-J7008
SERIAL NUMBER:	R38G40610SY (RADIATED), R38G40611V7 (CONDUCTED)
DATE TESTED:	APRIL 13 – 22, 2015

APPLICABLE STANDARDS	
STANDARD	**TEST RESULTS**
FCC PART 22H, 24E and 27M	PASS

UL Verification Services Inc. tested the above equipment in accordance with the requirements set forth in the above standards. All indications of Pass/Fail in this report are opinions expressed by UL Verification Services Inc. based on interpretations and/or observations of test results. Measurement Uncertainties were not taken into account and are published for informational purposes only. The test results show that the equipment tested is capable of demonstrating compliance with the requirements as documented in this report.

Note: The results documented in this report apply only to the tested sample, under the conditions and modes of operation as described herein. This document may not be altered or revised in any way unless done so by UL Verification Services Inc. and all revisions are duly noted in the revisions section. Any alteration of this document not carried out by UL Verification Services Inc. will constitute fraud and shall nullify the document. This report must not be used by the client to claim product certification, approval, or endorsement by NVLAP, NIST, any agency of the Federal Government, or any agency of any government.

Approved & Released For
UL Verification Services Inc. By:

PENG ZHANG
CONSUMER TECHNOLOGY DIVISION
PROJECT LEAD
UL Verification Services Inc.

Tested By:

CHARLES VERGONIO
CONSUMER TECHNOLOGY DIVISION
LAB ENGINEER
UL Verification Services Inc.

UL VERIFICATION SERVICES INC. FORM NO: CCSUP4701I
47173 BENICIA STREET, FREMONT, CA 94538, USA TEL: (510) 771-1000 FAX: (510) 661-0888

This report shall not be reproduced except in full, without the written approval of UL Verification Services Inc.

2. TEST METHODOLOGY

The tests documented in this report were performed in accordance with TIA-603-C, FCC CFR 47 Part 22, FCC CFR Part 24, and FCC CFR 47 Part 27.

3. FACILITIES AND ACCREDITATION

The test sites and measurement facilities used to collect data are located at 47173 and 47266 Benicia Street, Fremont, California, USA. Line conducted emissions are measured only at the 47173 address. The following table identifies which facilities were utilized for radiated emission measurements documented in this report. Specific facilities are also identified in the test results sections.

47173 Benicia Street	47266 Benicia Street
☐ Chamber A	☐ Chamber D
☐ Chamber B	☐ Chamber E
☒ Chamber C	☐ Chamber F

UL Verification Services Inc. is accredited by NVLAP, Laboratory Code 200065-0. The full scope of accreditation can be viewed at http://ts.nist.gov/standards/scopes/2000650.htm.

4. CALIBRATION AND UNCERTAINTY

4.1. MEASURING INSTRUMENT CALIBRATION

The measuring equipment utilized to perform the tests documented in this report has been calibrated in accordance with the manufacturer's recommendations, and is traceable to recognized national standards

4.2. SAMPLE CALCULATION

Where relevant, the following sample calculation is provided:

EIRP = PSA reading with EUT worst orientation (dBm) + Path loss (dB) – cable loss(between the SG and substitution antenna) + Substitution Antenna Factor (dBi)

ERP = PSA reading with EUT worst orientation (dBm) + Path loss (dB) – cable loss(between the SG and substitution antenna)

(Path loss = Signal generator output – PSA reading with substitution antenna)

UL VERIFICATION SERVICES INC. FORM NO: CCSUP4701I
47173 BENICIA STREET, FREMONT, CA 94538, USA TEL: (510) 771-1000 FAX: (510) 661-0888

This report shall not be reproduced except in full, without the written approval of UL Verification Services Inc.

4.3. MEASUREMENT UNCERTAINTY

Where relevant, the following measurement uncertainty levels have been estimated for tests performed on the apparatus:

PARAMETER	UNCERTAINTY
Conducted Disturbance, 0.15 to 30 MHz	3.52 dB
Radiated Disturbance, 30 to 20000 MHz	4.94 dB

Uncertainty figures are valid to a confidence level of 95%.

UL VERIFICATION SERVICES INC. FORM NO: CCSUP4701I
47173 BENICIA STREET, FREMONT, CA 94538, USA TEL: (510) 771-1000 FAX: (510) 661-0888

This report shall not be reproduced except in full, without the written approval of UL Verification Services Inc.

5. EQUIPMENT UNDER TEST

5.1. DESCRIPTION OF EUT

The EUT is a GSM/WCDMA/LTE Phone + Bluetooth & WLAN 2.4GHz b/g/n + NFC & ANT+

5.2. MAXIMUM OUTPUT POWER

The transmitter has a maximum peak conducted and radiated ERP / EIRP output powers as follows:

FCC Part 22/24						
Band	Frequency Range(MHz)	Modulation	Conducted		Radiated	
			AVG(dBm)	AVG(mW)	AVG(dBm)	AVG(mW)
GSM1900	1850~1910	GMSK	29.5	891.25		
	1850~1910	GPRS	29.5	891.25	31.80	1513.56
	1850~1910	EGPRS	26.2	416.87	28.91	778.04
Band 5	824~849	REL99	22.0	158.49	16.91	49.09
	824~849	HSDPA	21.0	125.89	16.13	41.02
	824~849	HSUPA	21.0	125.89		
Band 2	1850~1910	REL99	21.3	134.90	23.87	243.78
	1850~1910	HSDPA	21.0	125.89	22.71	186.64
	1850~1910	HSUPA	21.0	125.89		

UL VERIFICATION SERVICES INC. FORM NO: CCSUP4701I
47173 BENICIA STREET, FREMONT, CA 94538, USA TEL: (510) 771-1000 FAX: (510) 661-0888

This report shall not be reproduced except in full, without the written approval of UL Verification Services Inc.

5.3. MAXIMUM OUTPUT POWER (LTE)

The transmitter has a maximum peak conducted and radiated ERP/EIRP output powers as follows:

FCC Part 22/2 4/27							
Band	Frequency Range(MHz)	BandWidth (MHz)	Modulation	Conducted		Radiated	
			mW	AVG(dBm)	AVG(mW)	AVG(dBm)	AVG(mW)
LTE41	2555~2655	20MHz	QPSK	23.90	245.47	24.60	288.40
		20MHz	16QAM	23.10	204.17	23.75	237.14

FCC Part 22/2 4/27							
Band	Frequency Range(MHz)	BandWidth (MHz)	Modulation	Conducted		Radiated	
			mW	AVG(dBm)	AVG(mW)	AVG(dBm)	AVG(mW)
LTE41	2555~2655	15MHz	QPSK	24.0	251.19	24.57	286.42
		15MHz	16QAM	23.50	223.87	23.64	231.21

FCC Part 22/2 4/27							
Band	Frequency Range(MHz)	BandWidth (MHz)	Modulation	Conducted		Radiated	
			mW	AVG(dBm)	AVG(mW)	AVG(dBm)	AVG(mW)
LTE41	2555~2655	10MHz	QPSK	24.0	251.19	24.55	285.10
		10MHz	16QAM	23.1	204.17	23.57	227.51

FCC Part 22/2 4/27							
Band	Frequency Range(MHz)	BandWidth (MHz)	Modulation	Conducted		Radiated	
			mW	AVG(dBm)	AVG(mW)	AVG(dBm)	AVG(mW)
LTE41	2555~2655	5MHz	QPSK	24.0	251.19	24.52	283.14
		5MHz	16QAM	23.30	213.80	23.47	222.33

UL VERIFICATION SERVICES INC. FORM NO: CCSUP4701I
47173 BENICIA STREET, FREMONT, CA 94538, USA TEL: (510) 771-1000 FAX: (510) 661-0888

This report shall not be reproduced except in full, without the written approval of UL Verification Services Inc.

5.4. DESCRIPTION OF AVAILABLE ANTENNAS

The radio utilizes a PIFA antenna for the [List the bands supported] with a maximum peak gain as follow:

Frequency (MHz)	Peak Gain (dBi)
Band 5, 824~849MHz	-4.23
Band 2, 1850~1910MHz	-1.96
LTE41, 2555~2655MHz	-1.69

UL VERIFICATION SERVICES INC. FORM NO: CCSUP4701I
47173 BENICIA STREET, FREMONT, CA 94538, USA TEL: (510) 771-1000 FAX: (510) 661-0888

This report shall not be reproduced except in full, without the written approval of UL Verification Services Inc.

5.5. DESCRIPTION OF TEST SETUP

SUPPORT EQUIPMENT

Support Equipment List				
Description	Manufacturer	Model	Serial Number	FCC ID
AC Adapter	Samsung	N/A	N/A	N/A
Headset	Samsung	N/A	N/A	N/A

I/O CABLES (CONDUCTED SETUP)

I/O Cable List						
Cable No	Port	# of identical ports	Connector Type	Cable Type	Cable Length (m)	Remarks
1	RF Out	1	Spectrum Analyzer	Shielded	None	NA
2	Antenna Port	1	EUT	Shielded	0.1m	NA
3	RF In/Out	1	Communication Test Set	Shielded	1m	NA

I/O CABLES (RADIATED SETUP)

I/O CABLE LIST						
Cable No.	Port	# of Identical Ports	Connector Type	Cable Type	Cable Length	Remarks
1	USB	1	AC Adapter	Un-shielded	1.2m	No
2	Jack	1	Headset	Shielded	1m	No
3	RF In/out	1	Communication Test Set	Un-shielded	2m	Yes

TEST SETUP

The EUT is continuously communicated to the call box during the tests.

UL VERIFICATION SERVICES INC. FORM NO: CCSUP4701I
47173 BENICIA STREET, FREMONT, CA 94538, USA TEL: (510) 771-1000 FAX: (510) 661-0888

This report shall not be reproduced except in full, without the written approval of UL Verification Services Inc.

SETUP DIAGRAM FOR TESTS (CONDUCTED TEST SETUP)

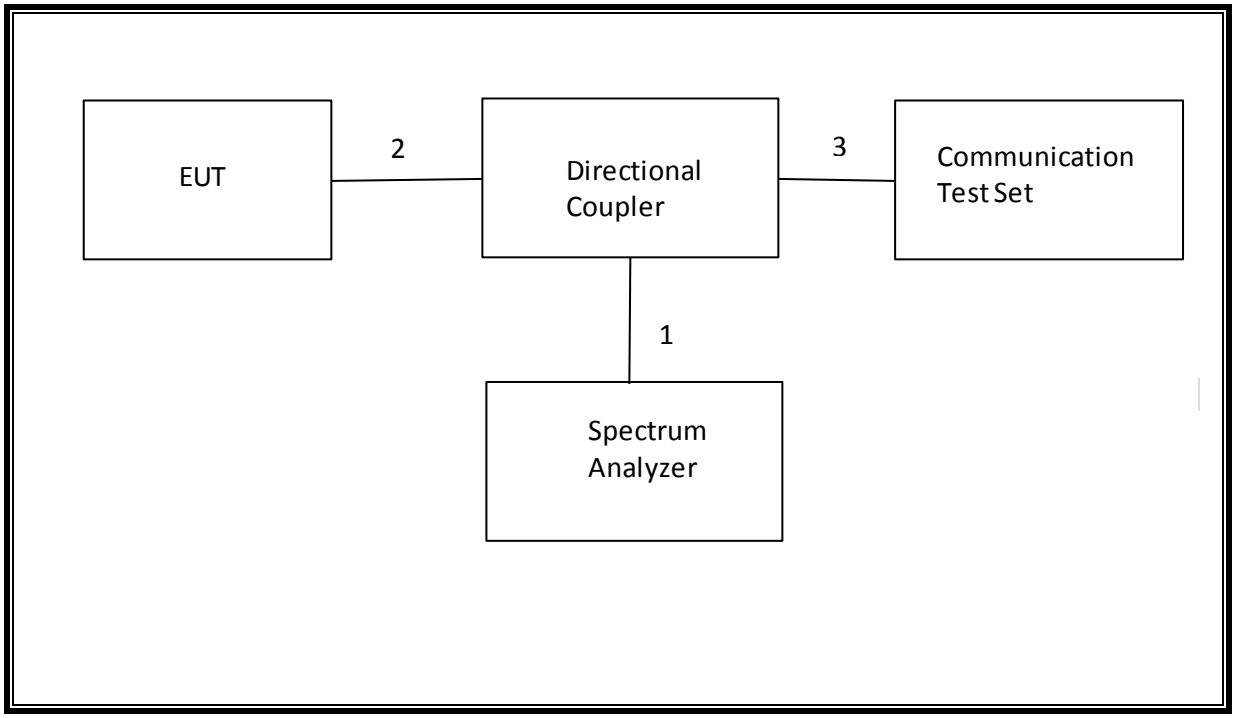

UL VERIFICATION SERVICES INC. FORM NO: CCSUP4701I
47173 BENICIA STREET, FREMONT, CA 94538, USA TEL: (510) 771-1000 FAX: (510) 661-0888

This report shall not be reproduced except in full, without the written approval of UL Verification Services Inc.

SETUP DIAGRAM FOR TESTS (RADIATED TEST SETUP)

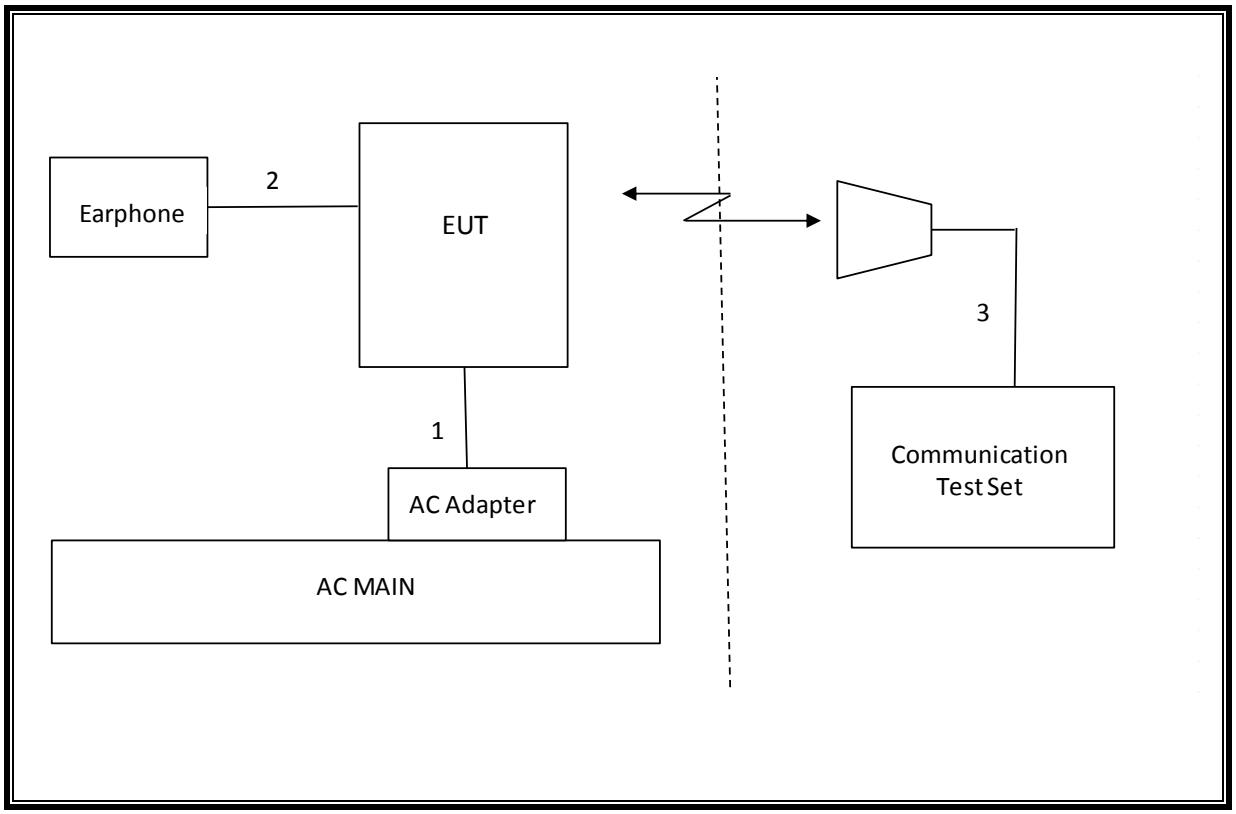

UL VERIFICATION SERVICES INC. FORM NO: CCSUP4701I
47173 BENICIA STREET, FREMONT, CA 94538, USA TEL: (510) 771-1000 FAX: (510) 661-0888

This report shall not be reproduced except in full, without the written approval of UL Verification Services Inc.

6. TEST AND MEASUREMENT EQUIPMENT

The following test and measurement equipment was utilized for the tests documented in this report:

TEST EQUIPMENT LIST				
Description	**Manufacturer**	**Model**	**Asset**	**Cal Due**
Spectrum Analyzer, 44 GHz	Agilent / HP	E4446A	C01179	02/26/16
Antenna, Bilog, 2 GHz	Sunol Sciences	JB1	C01011	08/14/15
Antenna, Horn, 18 GHz	EMCO	3115	C00783	10/25/14
Antenna, Horn, 18 GHz	EMCO	3115	C00784	10/25/14
Highpass Filter, 2.7 GHz	Micro-Tronics	HPM13194	N02687	CNR
Highpass Filter, 1.5 GHz	Micro-Tronics	HPM13193	N02688	CNR
Temperature / Humidity Chamber	Thermotron	SE 600-10-10	C00930	01/09/16
Communications Test Set	R&S	CMW500	T159	07/02/15
DC power supply, 8 V @ 3 A or 15 V	Agilent / HP	E3610A	None	CNR
Vector signal generator, 6 GHz	Agilent / HP	E4438C	None	07/06/15
Antenna, Tuned Dipole 400~1000	ETS	3121C DB4	C00993	02/14/16
Directional Coupler	RF-Lambda	RFDC5M06G15	None	CNR
Antenna, Horn, 26.5 GHz	ARA	MWH-1826/B	C00589	12/17/14
Multimeter	Fluke	26111	74320701	4/15/2016

Test Software List			
Description	**Manufacturer**	**Model**	**Version**
Radiated Software	UL	UL EMC	Version 9.5, 07/22/14
Conducted Software	UL	UL EMC	Version 9.5, 05/17/14
CLT Software	UL	UL RF	Version 1.0, 02/02/15
Antenna Port Software	UL	UL RF	Version 2.1.1.1, 1/20/15

UL VERIFICATION SERVICES INC. FORM NO: CCSUP4701I
47173 BENICIA STREET, FREMONT, CA 94538, USA TEL: (510) 771-1000 FAX: (510) 661-0888

This report shall not be reproduced except in full, without the written approval of UL Verification Services Inc.

7. Summary Table

FCC Part Section	RSS Section(s)	Test Description	Test Limit	Test Condition	Test Result	Note
2.1049	N/A	Occupied Band width (99%)	N/A	Conducted	Pass	17.84MHz
22.917(a) 24.238(a) 27.53(g) 90.691	RSS-132(4.5.1) RSS-133(6.5.1) RSS-139(6.5.1)	Band Edge / Conducted Spurious Emission	-13dBm		Pass	-19.91dBm
27.53(m)	RSS-199(4.5)		-25dBm		Pass	-34.39dBm
2.1046	N/A	Conducted output power	N/A		Pass	29.5dBm
27.53(m) 90.691	RSS-199(4.5)	Emission Mask			Pass	-15.06dBm
22.355 24.235 27.54 90.213	RSS-132(4.3) RSS-133(6.3) RSS-139(6.3) RSS-199(4.3)	Frequency Stability	2.5PPM		Pass	0.009PPM
22.913(a)(2)	RSS-132(4.4)	Effective Radiated Power	38 dBm	Radiated	Pass	16.91dBm
24.232(c) 27.50(h)(2)	RSS-133(6.4) RSS-199(4.4)	Equivalent Isotropic Radiated Power	33dBm		Pass	31.80dBm
22.917(a) 24.238(a) 27.53(g)	RSS-132(4.5.1) RSS-133(6.5.1) RSS-139(6.5.1)	Radiated Spurious Emission	-13dBm		Pass	-48.8dBm
27.53(m)	RSS-199(4.5)		-25dBm		Pass	-36.5dBm

UL VERIFICATION SERVICES INC. FORM NO: CCSUP4701I
47173 BENICIA STREET, FREMONT, CA 94538, USA TEL: (510) 771-1000 FAX: (510) 661-0888

This report shall not be reproduced except in full, without the written approval of UL Verification Services Inc.

8. RF POWER OUTPUT VERIFICATION

8.1. GSM/GPRS/EDGE

Function: Menu select > GSM Mobile Station > GSM 850/900/1800/1900

Press Connection control to choose the different menus

Press RESET > choose all to reset all settings

Connection Press Signal Off to turn off the signal and change settings

Network Support > GSM+GPRS or GSM+EGPRS

Main Service > Packet Data

Service selection > Test Mode A – Auto Slot Config. off

MS Signal Press Slot Config bottom on the right twice to select and change the number of time slots and power setting

> Slot configuration > Uplink/Gamma

> 33 dBm for GPRS 850/900

> 30 dBm for GPRS1800/1900

BS Signal Enter the same channel number for TCH channel (test channel) and BCCH channel

Frequency Offset > + 0 Hz

Mode > BCCH and TCH

BCCH Level > -85 dBm (May need to adjust if link is not stable)

BCCH Channel > choose desire test channel [Enter the same channel number for TCH channel (test channel) and BCCH channel]

Channel Type > Off

P0> 4 dB

Slot Config > Unchanged (if already set under MS Signal)

TCH > choose desired test channel

Hopping > Off

Main Timeslot > 3 (Default)

Network Coding Scheme > CS4 (GPRS) and MCS5 ~ MCS9 (EGPRS)

Bit Stream > 2E9-1PSR Bit Pattern

AF/RF Enter appropriate offsets for Ext. Att. Output and Ext. Att. Input

Connection Press Signal On to turn on the signal and change settings

UL VERIFICATION SERVICES INC. FORM NO: CCSUP4701I
47173 BENICIA STREET, FREMONT, CA 94538, USA TEL: (510) 771-1000 FAX: (510) 661-0888

This report shall not be reproduced except in full, without the written approval of UL Verification Services Inc.

8.1.1. GSM OUTPUT POWER RESULT

Mode	Coding Scheme	Time Slots	Ch No.	Freq. (MHz)	Burst Pwr (dBm)
GSM (Voice)	CS1	1	512	1850.2	29.5
			661	1880.0	29.4
			810	1909.8	29.4
GPRS (GMSK)	CS1	1	512	1850.2	29.5
			661	1880.0	29.4
			810	1909.8	29.5
		2	512	1850.2	27.6
			661	1880.0	27.7
			810	1909.8	27.6
		3	512	1850.2	24.8
			661	1880.0	24.7
			810	1909.8	24.5
		4	512	1850.2	23.4
			661	1880.0	23.3
			810	1909.8	23.2
EGPRS (8PSK)	MCS5	1	512	1850.2	26.2
			661	1880.0	26.2
			810	1909.8	26.2
		2	512	1850.2	25.1
			661	1880.0	25.1
			810	1909.8	25.1
		3	512	1850.2	24.1
			661	1880.0	24.1
			810	1909.8	24.1
		4	512	1850.2	23.1
			661	1880.0	23.0
			810	1909.8	23.0

UL VERIFICATION SERVICES INC. FORM NO: CCSUP4701I
47173 BENICIA STREET, FREMONT, CA 94538, USA TEL: (510) 771-1000 FAX: (510) 661-0888

This report shall not be reproduced except in full, without the written approval of UL Verification Services Inc.

8.2. UMTS REL 99

TEST PROCEDURE

The following summary of these settings are illustrated below:

	Mode	Rel99
	Subtest	-
WCDMA General Settings	Loopback Mode	Test Mode 1
	Rel99 RMC	12.2kbps RMC
	HSDPA FRC	Not Applicable
	HSUPA Test	Not Applicable
	Power Control Algorithm	Algorithm2
	βc	Not Applicable
	βd	Not Applicable
	βec	Not Applicable
	βc/βd	8/15
	βhs	Not Applicable
	βed	Not Applicable

8.2.1. UMTS REL 99 OUTPUT POWER RESULT

Band	Mode	Ch.	f(MHz)	Conducted Power (dBm) Avg (dBm)
Band 5	REL99	4132	826.4	21.8
		4183	836.6	21.9
		4233	846.6	22.0
Band 2	REL99	9262	1852.4	21.3
		9400	1880	21.3
		9538	1907.6	21.2

UL VERIFICATION SERVICES INC. FORM NO: CCSUP4701I
47173 BENICIA STREET, FREMONT, CA 94538, USA TEL: (510) 771-1000 FAX: (510) 661-0888

This report shall not be reproduced except in full, without the written approval of UL Verification Services Inc.

8.3. UMTS HSDPA

The following 4 Sub-tests were completed according to Release 5 procedures in section 5.2 of 3GPP TS34.121. A summary of these settings are illustrated below:

	Mode	Rel5 HSDPA			
	Subtest	1	2	3	4
WCDMA General Settings	Loopback Mode	Test Mode 1			
	Rel99 RMC	12.2kbps RMC			
	HSDPA FRC	H-Set1			
	Power Control Algorithm	Algorithm 2			
	βc	2/15	12/15	15/15	15/15
	βd	15/15	15/15	8/15	4/15
	Bd (SF)	64			
	βc/βd	2/15	12/15	15/8	15/4
	βhs	4/15	24/15	30/15	30/15
	MPR (dB)	0	0	0.5	0.5
HSDPA Specific Settings	D_{ACK}	8			
	D_{NAK}	8			
	DCQI	8			
	Ack-Nack repetition factor	3			
	CQI Feedback (Table 5.2B.4)	4ms			
	CQI Repetition Factor (Table 5.2B.4)	2			
	Ahs =βhs/βc	30/15			

UL VERIFICATION SERVICES INC. FORM NO: CCSUP4701I
47173 BENICIA STREET, FREMONT, CA 94538, USA TEL: (510) 771-1000 FAX: (510) 661-0888

This report shall not be reproduced except in full, without the written approval of UL Verification Services Inc.

8.3.1. UMTS HSDPA OUTPUT POWER RESULT

Band	Mode	Subset	Ch.	f(MHz)	Conducted Power (dBm)
					Avg (dBm)
Band 5	HSDPA	1	4132	826.4	21.0
			4183	836.6	21.0
			4233	846.6	21.0
		2	4132	826.4	21.0
			4183	836.6	21.0
			4233	846.6	21.0
		3	4132	826.4	20.8
			4183	836.6	20.9
			4233	846.6	21.0
		4	4132	826.4	20.8
			4183	836.6	21.0
			4233	846.6	21.0
Band 2	HSDPA	1	9262	1852.4	21.0
			9400	1880	21.0
			9538	1907.6	21.0
		2	9262	1852.4	20.4
			9400	1880	20.4
			9538	1907.6	20.2
		3	9262	1852.4	20.4
			9400	1880	20.4
			9538	1907.6	20.2
		4	9262	1852.4	20.4
			9400	1880	20.4
			9538	1907.6	20.3

UL VERIFICATION SERVICES INC. FORM NO: CCSUP4701I
47173 BENICIA STREET, FREMONT, CA 94538, USA TEL: (510) 771-1000 FAX: (510) 661-0888

This report shall not be reproduced except in full, without the written approval of UL Verification Services Inc.

8.3.2. UMTS HSUPA

TEST PROCEDURE

The following summary of these settings are illustrated below: (ETSI TS 134.121-1 Table C.11.1)

	Mode	Rel6 HSUPA	Rel6 HSUPA	Rel6 HSUPA	Rel6 HSUPA	Rel6 HSUPA
	Subtest	1	2	3	4	5
WCDMA General Settings	Loopback Mode	Test Mode 1				
	P-CPICH (dB)	-10				
	P-CCPCH (dB)	-12				
	SCH (dB)	-12				
	PICH(dB)	-15				
	DPCH (dB)	-9				
	HS-SCCH_1 (dB)	-8				
	HS-PDSCH (dB)	-3				
	Rel99 RMC	12.2kbps RMC				
	HSDPA FRC	H-Set1				
	HSUPA Test	HSUPA Loopback				
	Power Control Algorithm	Algorithm2				
	Bc	11/15	6/15	15/15	2/15	15/15
	Bd	15/15	15/15	9/15	15/15	15/15
	Bec	209/225	12/15	30/15	2/15	5/15
	βc/βd	11/15	6/15	15/9	2/15	15/15
	Bhs	22/15	12/15	30/15	4/15	30/15
	βed (note1)	1309/225	94/75	47/15 47/15	56/75	134/15
	MPR	0	2	1	2	0
HSDPA Specific Settings	DACK	8				
	DNAK	8				
	DCQI	8				
	Ack-Nack repetition factor	3				
	CQI Feedback (Table 5.2B.4)	4ms				
	CQI Repetition Factor (Table 5.2B.4)	2				
	Ahs = βhs/βc	30/15				
HSUPA Specific Settings	D E-DPCCH	6	8	8	5	7
	DHARQ	0	0	0	0	0
	AG Index	20	12	15	17	21
	Reference E-TFCIs	5	5	2	5	5
	ETFCI (from 34.121 Table C.11.1.3)	75	67	92	71	81
	Associated Max UL Data Rate kbps	242.1	174.9	482.8	205.8	308.9
	Reference E_TFCIs	E-TFCI 11 E-TFCI PO 4 E-TFCI 67 E-TFCI PO 18 E-TFCI 71 E-TFCI PO 23 E-TFCI 75 E-TFCI PO 26 E-TFCI 81 E-TFCI PO 27		E-TFCI 11 E-TFCI PO 4 E-TFCI 92 E-TFCI PO 18	E-TFCI 11 E-TFCI PO 4 E-TFCI 67 E-TFCI PO 18 E-TFCI 71 E-TFCI PO 23 E-TFCI 75 E-TFCI PO 26 E-TFCI 81 E-TFCI PO 27	

Note1: βed cannot be set directly, it is set by Absolute Grant Value.

UL VERIFICATION SERVICES INC. FORM NO: CCSUP4701I
47173 BENICIA STREET, FREMONT, CA 94538, USA TEL: (510) 771-1000 FAX: (510) 661-0888

This report shall not be reproduced except in full, without the written approval of UL Verification Services Inc.

8.3.3. UMTS HSUPA OUTPUT POWER RESULT

Band	Mode	Subset	Ch.	f(MHz)	Conducted Power (dBm)
					Avg (dBm)
Band 5	HSUPA	1	4132	826.4	21.0
			4183	836.6	21.0
			4233	846.6	21.0
		2	4132	826.4	19.6
			4183	836.6	20.1
			4233	846.6	19.4
		3	4132	826.4	20.0
			4183	836.6	20.0
			4233	846.6	20.0
		4	4132	826.4	20.0
			4183	836.6	20.6
			4233	846.6	20.5
		5	4132	826.4	21.0
			4183	836.6	21.0
			4233	846.6	21.0
Band 2	HSUPA	1	9262	1852.4	21.0
			9400	1880	21.0
			9538	1907.6	21.0
		2	9262	1852.4	19.0
			9400	1880	19.0
			9538	1907.6	19.0
		3	9262	1852.4	20.0
			9400	1880	20.0
			9538	1907.6	20.5
		4	9262	1852.4	19.5
			9400	1880	19.6
			9538	1907.6	20.3
		5	9262	1852.4	21.0

UL VERIFICATION SERVICES INC. FORM NO: CCSUP4701I
47173 BENICIA STREET, FREMONT, CA 94538, USA TEL: (510) 771-1000 FAX: (510) 661-0888

This report shall not be reproduced except in full, without the written approval of UL Verification Services Inc.

			9400	1880	21.0
			9538	1907.6	21.0

UL VERIFICATION SERVICES INC. FORM NO: CCSUP4701I
47173 BENICIA STREET, FREMONT, CA 94538, USA TEL: (510) 771-1000 FAX: (510) 661-0888

This report shall not be reproduced except in full, without the written approval of UL Verification Services Inc.

8.4. LTE OUTPUT VERIFICATION

8.4.1. LTE OUTPUT RESULT

Band	BW (MHz)	Mode	RB Allocation	RB offset	Target MPR	Avg Pwr (dBm)		
						40340	40620	41140
						2565 MHz	2593 MHz	2645 MHz
LTE Band 41	20	QPSK	1	0	0	23.70	23.90	23.00
			1	49	0	23.90	23.70	22.50
			1	99	0	23.90	23.80	21.50
			50	0	1	22.90	22.60	22.80
			50	24	1	22.80	22.60	22.50
			50	50	1	22.80	22.50	21.90
			100	0	1	22.80	22.60	22.40
		16QAM	1	0	1	23.00	23.10	22.30
			1	49	1	23.00	23.00	21.80
			1	99	1	23.20	23.20	20.60
			50	0	2	22.10	21.90	22.20
			50	24	2	22.00	21.80	21.80
			50	50	2	22.00	21.80	21.30
			100	0	2	22.00	21.80	22.00
Band	BW (MHz)	Mode	RB Allocation	RB offset	Target MPR	Avg Pwr (dBm)		
						40315	40620	41165
						2562.5 MHz	2593 MHz	2647.5 MHz
LTE Band 41	15	QPSK	1	0	0	24.00	24.00	23.00
			1	37	0	23.90	23.80	22.50
			1	74	0	24.00	23.80	22.00
			36	0	1	23.20	23.10	22.70
			36	20	1	23.00	22.90	22.40
			36	39	1	23.20	22.90	22.10
			75	0	1	23.20	22.90	22.40
		16QAM	1	0	1	23.30	23.50	22.70
			1	37	1	23.20	23.40	22.00
			1	74	1	23.10	23.50	21.70
			36	0	2	22.20	22.20	22.00
			36	20	2	22.20	22.00	21.70
			36	39	2	22.40	22.00	21.50
			75	0	2	22.40	22.10	21.50

UL VERIFICATION SERVICES INC. FORM NO: CCSUP4701I
47173 BENICIA STREET, FREMONT, CA 94538, USA TEL: (510) 771-1000 FAX: (510) 661-0888

This report shall not be reproduced except in full, without the written approval of UL Verification Services Inc.

Band	BW (MHz)	Mode	RB Allocation	RB offset	Target MPR	Avg Pwr (dBm)		
						40290	40620	41190
						2560 MHz	2593 MHz	2650 MHz
LTE Band 41	10	QPSK	1	0	0	23.80	24.00	22.60
			1	25	0	23.70	23.70	22.00
			1	49	0	24.20	24.00	21.80
			25	0	1	23.00	22.90	22.50
			25	12	1	23.00	22.80	22.20
			25	25	1	23.20	22.90	22.00
			50	0	1	23.00	22.90	22.20
		16QAM	1	0	1	23.10	23.00	22.40
			1	25	1	23.10	23.30	22.00
			1	49	1	23.10	23.00	21.70
			25	0	2	22.10	22.20	21.80
			25	12	2	22.10	22.00	21.50
			25	25	2	22.20	22.00	21.40
			50	0	2	22.10	22.20	21.70

Band	BW (MHz)	Mode	RB Allocation	RB offset	Target MPR	Avg Pwr (dBm)		
						40215	40620	41215
						2552.5 MHz	2593 MHz	2652.5 MHz
LTE Band 41	5	QPSK	1	0	0	23.70	24.00	22.40
			1	12	0	23.70	23.80	22.00
			1	24	0	23.90	24.00	22.10
			12	0	1	22.90	22.90	22.20
			12	7	1	22.70	22.70	22.00
			12	13	1	22.80	22.80	22.00
			25	0	1	22.90	22.90	22.10
		16QAM	1	0	1	23.00	23.30	21.80
			1	12	1	23.10	23.20	21.50
			1	24	1	23.00	23.20	21.50
			12	0	2	21.90	22.10	21.40
			12	7	2	21.90	22.00	21.30
			12	13	2	22.10	22.10	21.20
			25	0	2	21.90	22.00	21.30

UL VERIFICATION SERVICES INC. FORM NO: CCSUP4701I
47173 BENICIA STREET, FREMONT, CA 94538, USA TEL: (510) 771-1000 FAX: (510) 661-0888

This report shall not be reproduced except in full, without the written approval of UL Verification Services Inc.

9. PEAK TO AVERAGE RATIO

Test Procedure

Per KDB 971168 D01 Power Meas License Digital Systems v02r02

Test Spec

In addition, when the transmitter power is measured in terms of average value, the peak-to-average ratio of the power shall not exceed 13 dB.

9.1. CONDUCTED PEAK TO AVERAGE RESULT

Band LTE41 20MHz	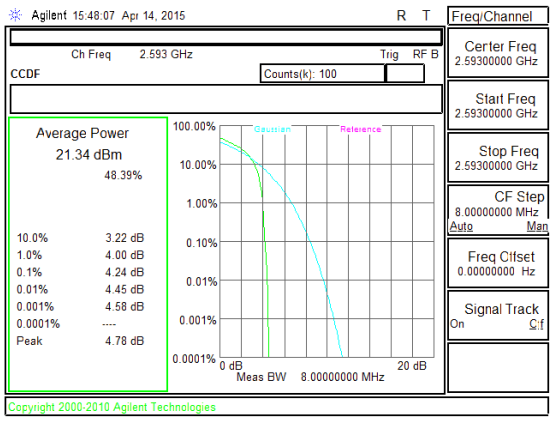 Band LTE41 20MHz 16QAM Mid channel	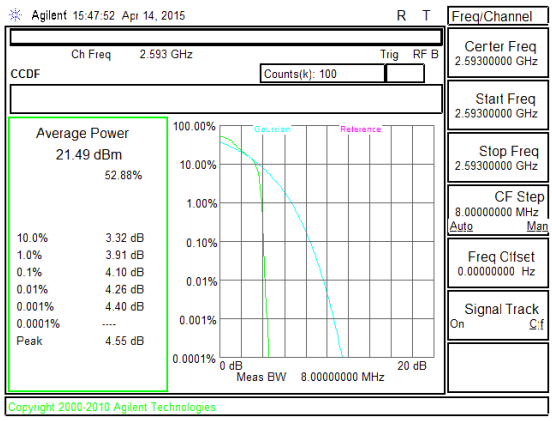 Band LTE41 20MHz QPSK Mid channel

UL VERIFICATION SERVICES INC. FORM NO: CCSUP4701I
47173 BENICIA STREET, FREMONT, CA 94538, USA TEL: (510) 771-1000 FAX: (510) 661-0888

This report shall not be reproduced except in full, without the written approval of UL Verification Services Inc.

Band LTE41 15MHz	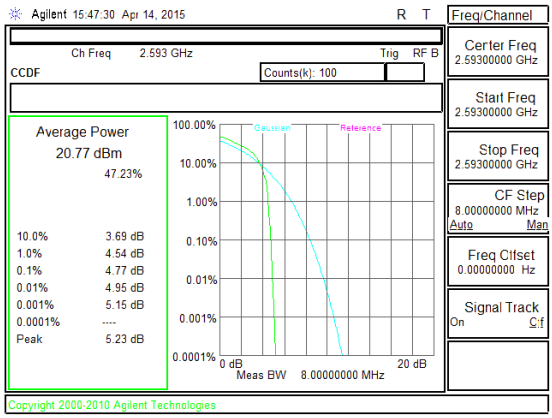 Band LTE41 15MHz 16QAM Mid channel	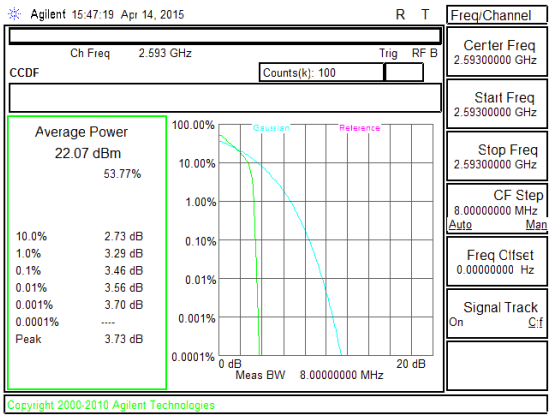 Band LTE41 15MHz QPSK Mid channel

UL VERIFICATION SERVICES INC. FORM NO: CCSUP4701I
47173 BENICIA STREET, FREMONT, CA 94538, USA TEL: (510) 771-1000 FAX: (510) 661-0888

This report shall not be reproduced except in full, without the written approval of UL Verification Services Inc.

Band LTE41 10MHz	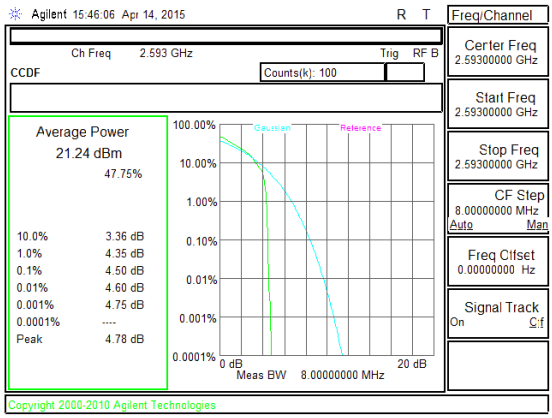 Band LTE41 10MHz 16QAM Mid channel	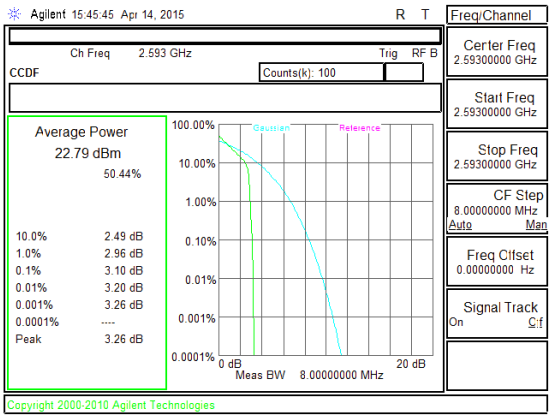 Band LTE41 10MHz QPSK Mid channel

UL VERIFICATION SERVICES INC. FORM NO: CCSUP4701I
47173 BENICIA STREET, FREMONT, CA 94538, USA TEL: (510) 771-1000 FAX: (510) 661-0888

This report shall not be reproduced except in full, without the written approval of UL Verification Services Inc.

Band LTE41 5MHz	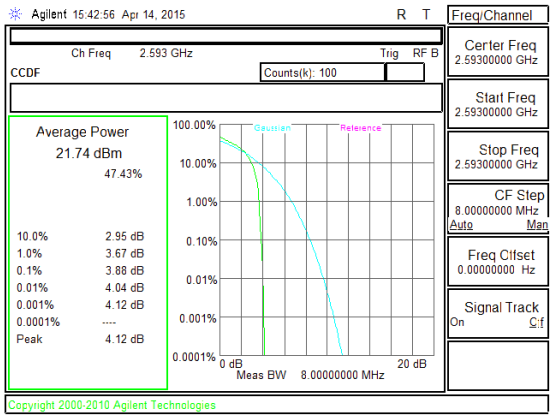 Band LTE41 5MHz 16QAM Mid channel	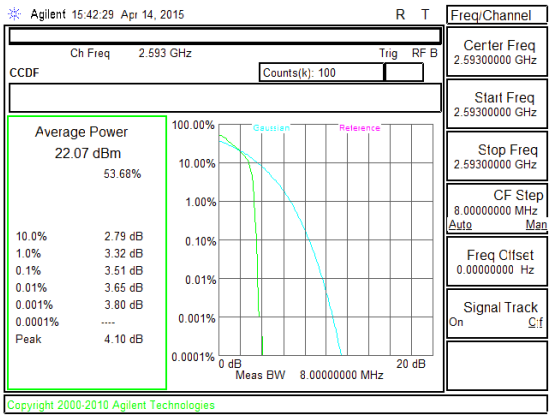 Band LTE41 5MHz QPSK Mid channel

UL VERIFICATION SERVICES INC. FORM NO: CCSUP4701I
47173 BENICIA STREET, FREMONT, CA 94538, USA TEL: (510) 771-1000 FAX: (510) 661-0888

This report shall not be reproduced except in full, without the written approval of UL Verification Services Inc.

Band		
Band 2	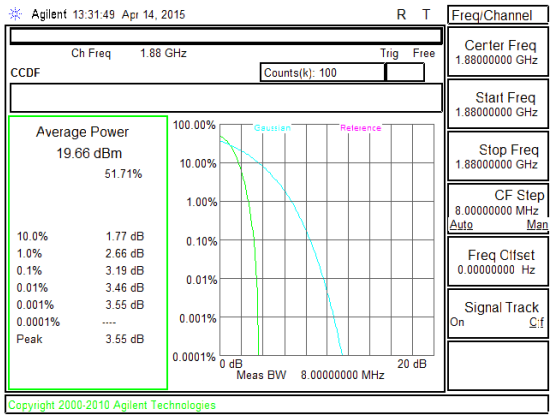 Band WCDMA B2 HSDPA	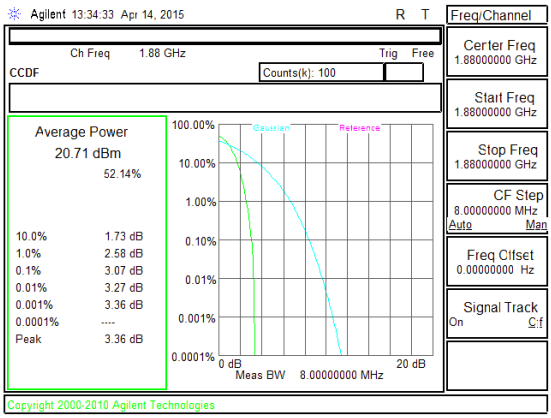 Band WCDMA B2 REL99

UL VERIFICATION SERVICES INC. FORM NO: CCSUP4701I
47173 BENICIA STREET, FREMONT, CA 94538, USA TEL: (510) 771-1000 FAX: (510) 661-0888

This report shall not be reproduced except in full, without the written approval of UL Verification Services Inc.

Band		
Band 5	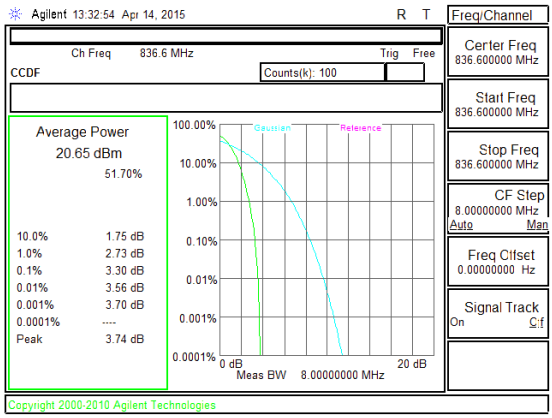 Band WCDMA B5 HSDPA	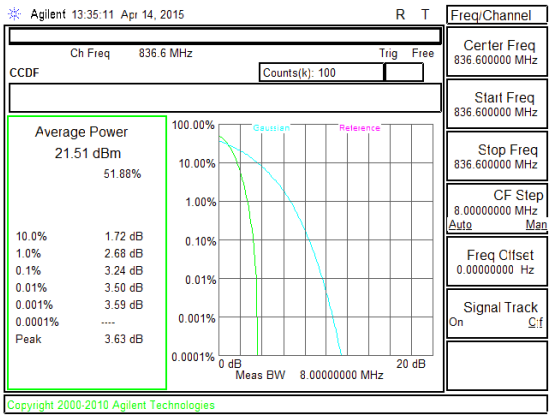 Band WCDMA B5 REL99

UL VERIFICATION SERVICES INC. FORM NO: CCSUP4701I
47173 BENICIA STREET, FREMONT, CA 94538, USA TEL: (510) 771-1000 FAX: (510) 661-0888

This report shall not be reproduced except in full, without the written approval of UL Verification Services Inc.

GSM1900	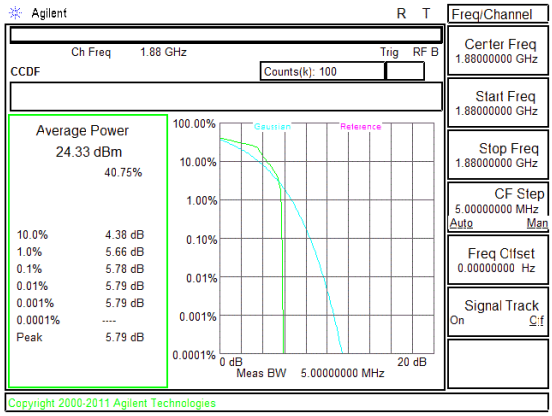 Band GSM1900 EGPRS PAR Mid channel	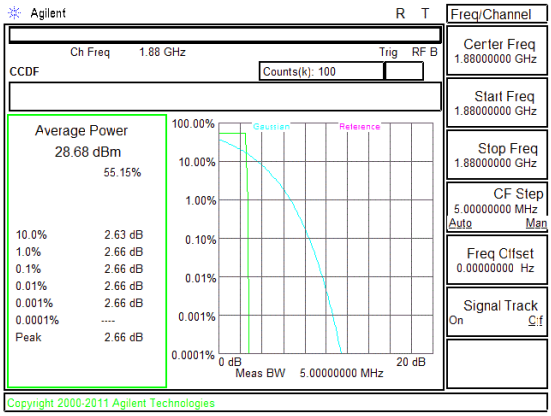 Band GSM1900 GPRS PAR Mid channel

UL VERIFICATION SERVICES INC. FORM NO: CCSUP4701I
47173 BENICIA STREET, FREMONT, CA 94538, USA TEL: (510) 771-1000 FAX: (510) 661-0888

This report shall not be reproduced except in full, without the written approval of UL Verification Services Inc.

10. LIMITS AND CONDUCTED RESULTS

10.1. OCCUPIED BANDWIDTH

RULE PART(S)

FCC: §2.1049

LIMITS

For reporting purposes only

TEST PROCEDURE

The transmitter output was connected to a calibrated coaxial cable and coupler, the other end of which was connected to a spectrum analyzer. The occupied bandwidth was measured with the spectrum analyzer at the low, middle and high channel in each band. The -26dB bandwidth was also measured and recorded.

(KDB 971168 D01 Power Meas License Digital Systems v02r02)

MODES TESTED

GSM, WCDMA, & LTE

UL VERIFICATION SERVICES INC. FORM NO: CCSUP4701I
47173 BENICIA STREET, FREMONT, CA 94538, USA TEL: (510) 771-1000 FAX: (510) 661-0888

This report shall not be reproduced except in full, without the written approval of UL Verification Services Inc.

10.1.1. OCCUPIED BANDWIDTH RESULTS

Band	Mode	Channel	f (MHz)	99% BW (KHz)	-26dB BW (KHz)
GSM1900	GMSK	512	1850.2		
		661	1880		
		810	1909.8		
	GPRS	512	1850.2	249.5	319.1
		661	1880	248.6	326.5
		810	1909.8	245.8	316.4
	EGPRS	512	1850.2	242.2	308.2
		661	1880	241.6	312.2
		810	1909.8	241	305.4

UL VERIFICATION SERVICES INC. FORM NO: CCSUP4701I
47173 BENICIA STREET, FREMONT, CA 94538, USA TEL: (510) 771-1000 FAX: (510) 661-0888

This report shall not be reproduced except in full, without the written approval of UL Verification Services Inc.

Band	Mode	Channel	f (MHz)	99% BW (MHz)	-26dB BW (MHz)
Band 5	REL99	4132	826.4	4.136	4.613
		4183	836.6	4.147	4.624
		4233	846.6	4.12	4.615
	HSDPA	4132	826.4	4.137	4.622
		4183	836.6	4.122	4.628
		4233	846.6	4.118	4.619
	HSUPA	4132	826.4		
		4183	836.6		
		4233	846.6		
Band 2	REL99	9262	1852.4	4.156	4.63
		9400	1880	4.145	4.642
		9538	1907.6	4.163	4.635
	HSDPA	9262	1852.4	4.148	4.635
		9400	1880	4.145	4.642
		9538	1907.6	4.153	4.633
	HSUPA	9262	1852.4		
		9400	1880		
		9538	1907.6		

UL VERIFICATION SERVICES INC. FORM NO: CCSUP4701I
47173 BENICIA STREET, FREMONT, CA 94538, USA TEL: (510) 771-1000 FAX: (510) 661-0888

This report shall not be reproduced except in full, without the written approval of UL Verification Services Inc.

10.1.2. LTE OCCUPIED BANDWIDTH RESULTS

Band	BW(MHz)	Mode	RB/RB Size	f (MHz)	99% BW (MHz)	-26dB BW (MHz)
LTE41	20	QPSK	100/0	2565	17.82	19.01
			100/0	2593	17.84	19.03
			100/0	2625	17.82	19.01
		16QAM	100/0	2565	17.84	19.18
			100/0	2593	17.82	18.97
			100/0	2625	17.84	19.18

Band	BW(MHz)	Mode	RB/RB Size	f (MHz)	99% BW (MHz)	-26dB BW (MHz)
LTE41	15	QPSK	75/0	2562.5	13.38	15.12
			75/0	2593	13.41	14.64
			75/0	2627.5	13.37	14.56
		16QAM	75/0	2562.5	13.40	14.76
			75/0	2593	13.40	14.70
			75/0	2627.5	13.43	14.32

Band	BW(MHz)	Mode	RB/RB Size	f (MHz)	99% BW (MHz)	-26dB BW (MHz)
LTE41	10	QPSK	50/0	2560	8.94	9.75
			50/0	2593	8.95	9.90
			50/0	2630	8.93	10.04
		16QAM	50/0	2560	8.94	9.53
			50/0	2593	8.96	9.73
			50/0	2630	8.95	9.59

UL VERIFICATION SERVICES INC. FORM NO: CCSUP4701I
47173 BENICIA STREET, FREMONT, CA 94538, USA TEL: (510) 771-1000 FAX: (510) 661-0888

This report shall not be reproduced except in full, without the written approval of UL Verification Services Inc.

Band	BW(MHz)	Mode	RB/RB Size	f (MHz)	99% BW (MHz)	-26dB BW (MHz)
LTE41	5	QPSK	25/0	2557.5	4.48	5.03
			25/0	2593	4.47	4.85
			25/0	2632.5	4.47	4.91
		16QAM	25/0	2557.5	4.46	4.88
			25/0	2593	4.46	4.82
			25/0	2632.5	4.46	4.81

UL VERIFICATION SERVICES INC. FORM NO: CCSUP4701I
47173 BENICIA STREET, FREMONT, CA 94538, USA TEL: (510) 771-1000 FAX: (510) 661-0888

This report shall not be reproduced except in full, without the written approval of UL Verification Services Inc.

10.1.1. OCCUPIED BANDWIDTH PLOTS

Band LTE41 20MHz	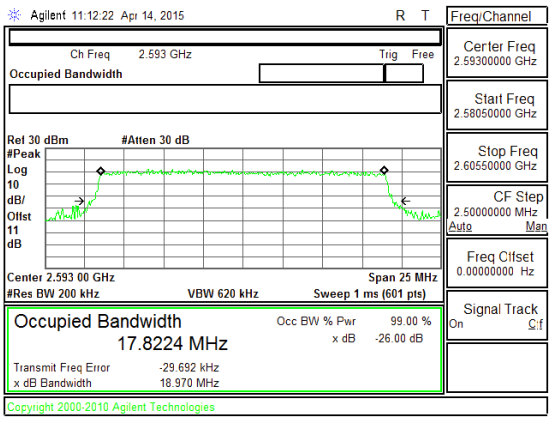 Band LTE41 20MHz OBW 16QAM Mid channel	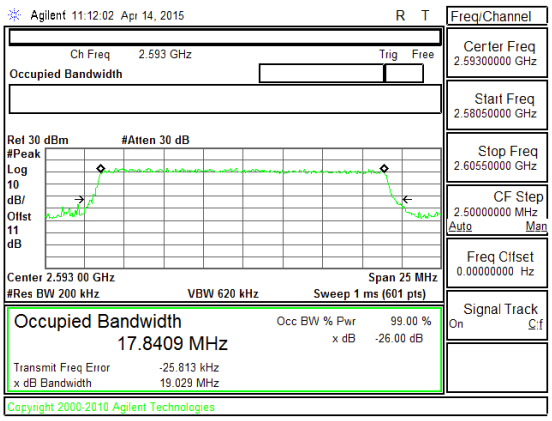 Band LTE41 20MHz OBW QPSK Mid channel

UL VERIFICATION SERVICES INC. FORM NO: CCSUP4701I
47173 BENICIA STREET, FREMONT, CA 94538, USA TEL: (510) 771-1000 FAX: (510) 661-0888

This report shall not be reproduced except in full, without the written approval of UL Verification Services Inc.

Band LTE41 15MHz

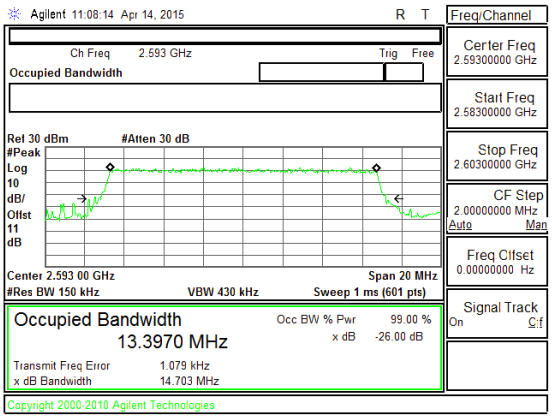

Band LTE41 15MHz OBW 16QAM Mid channel

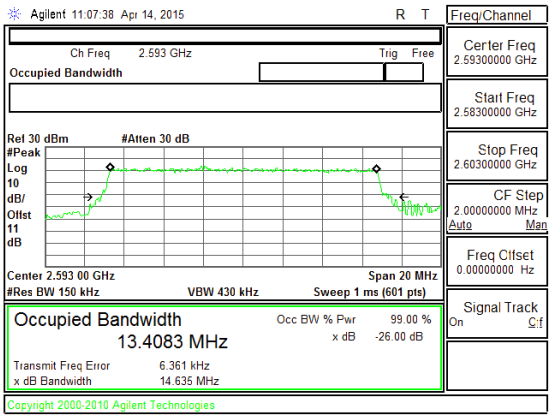

Band LTE41 15MHz OBW QPSK Mid channel

Band LTE41 10MHz

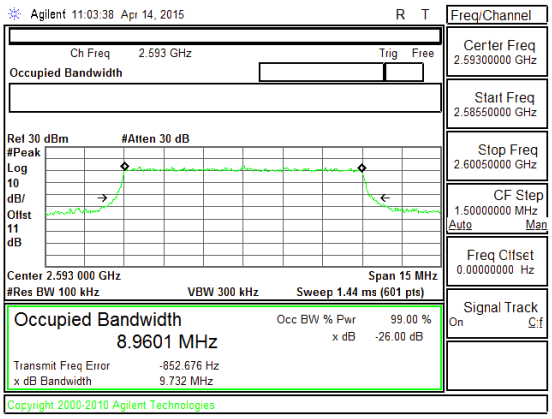

Band LTE41 10MHz OBW 16QAM Mid channel

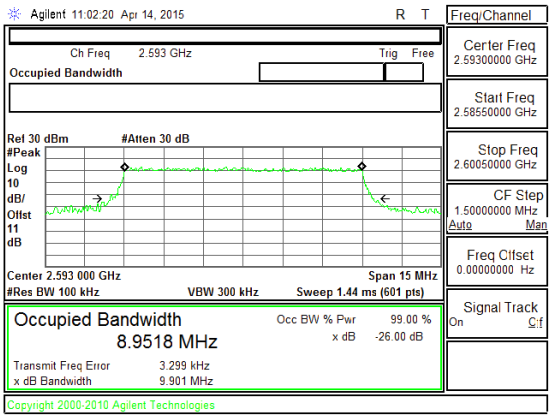

Band LTE41 10MHz OBW QPSK Mid channel

UL VERIFICATION SERVICES INC. FORM NO: CCSUP4701I
47173 BENICIA STREET, FREMONT, CA 94538, USA TEL: (510) 771-1000 FAX: (510) 661-0888

This report shall not be reproduced except in full, without the written approval of UL Verification Services Inc.

Band LTE41 5MHz

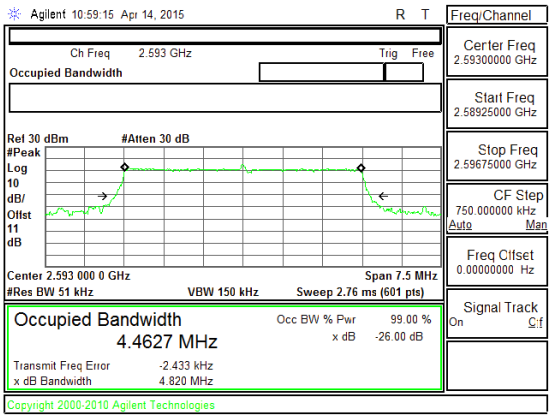

Band LTE41 5MHz OBW 16QAM Mid channel

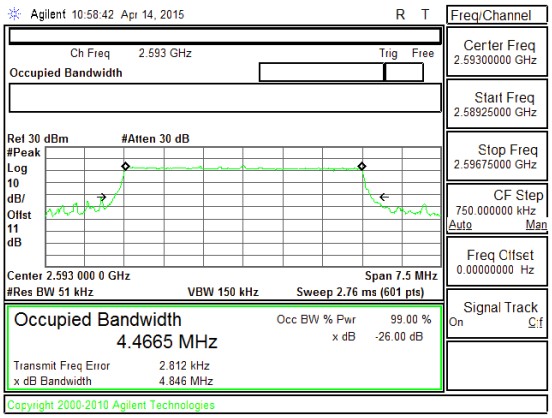

Band LTE41 5MHz OBW QPSK Mid channel

UL VERIFICATION SERVICES INC. FORM NO: CCSUP4701I
47173 BENICIA STREET, FREMONT, CA 94538, USA TEL: (510) 771-1000 FAX: (510) 661-0888

This report shall not be reproduced except in full, without the written approval of UL Verification Services Inc.

Band Band 5	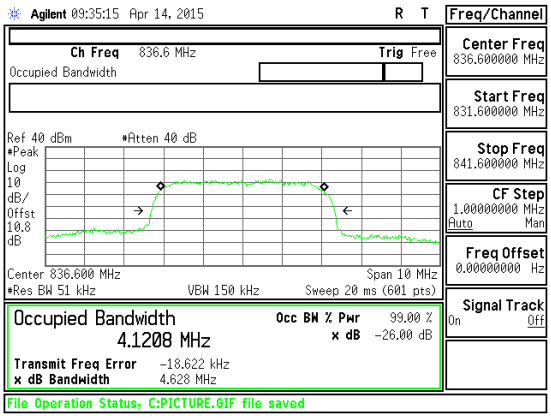 Band WCDMA B5 HSDPA OBW	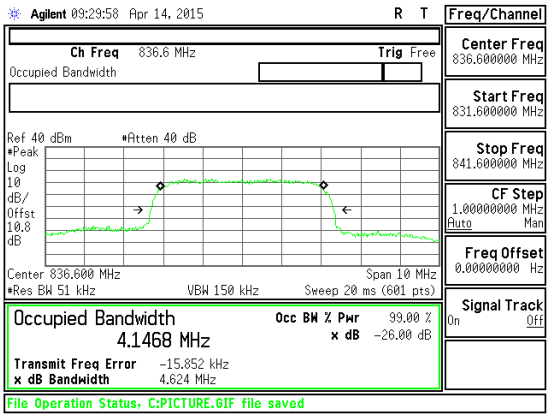 Band WCDMA B5 rel99 OBW
Band Band 2	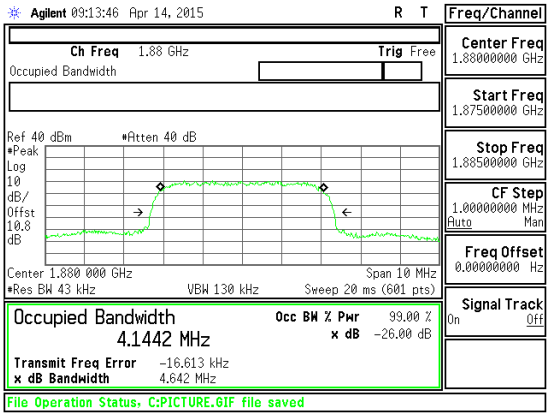 Band WCDMA B2 HSDPA OBW	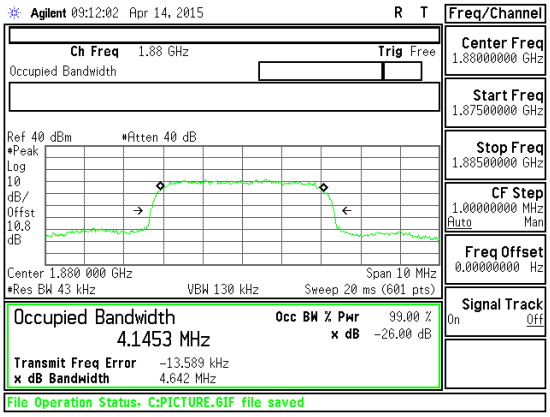 Band WCDMA B2 rel99 OBW

UL VERIFICATION SERVICES INC. FORM NO: CCSUP4701I
47173 BENICIA STREET, FREMONT, CA 94538, USA TEL: (510) 771-1000 FAX: (510) 661-0888

This report shall not be reproduced except in full, without the written approval of UL Verification Services Inc.

Band GSM1900	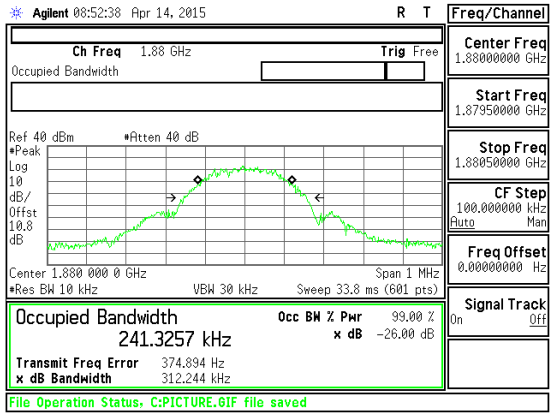 Band GSM1900 EGPRS OBW Mid channel	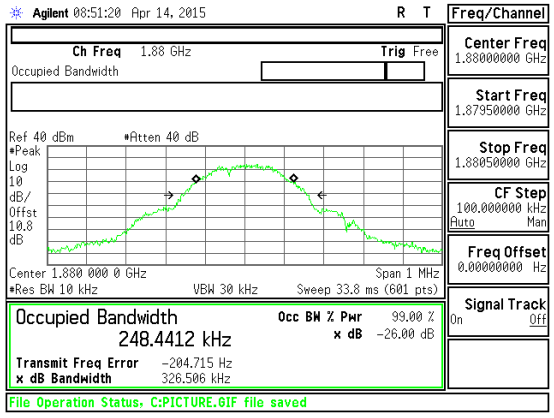 Band GSM1900 GPRS OBW Mid channel

UL VERIFICATION SERVICES INC. FORM NO: CCSUP4701I
47173 BENICIA STREET, FREMONT, CA 94538, USA TEL: (510) 771-1000 FAX: (510) 661-0888

This report shall not be reproduced except in full, without the written approval of UL Verification Services Inc.

10.2. BAND EDGE EMISSIONS

RULE PART(S)

FCC: §22.359, §24.238, §27. 53 and § 90.691

LIMITS

The power of any emission outside of the authorized operating frequency ranges must be attenuated below the transmitting power (P) by a factor of at least 43 + 10 log (P) dB.

Part 27: (m)(4) (4) For mobile digital stations, the attenuation factor shall be not less than 40 + 10 log (P) dB on all frequencies between the channel edge and 5 megahertz from the channel edge, 43 + 10 log (P) dB on all frequencies between 5 megahertz and X megahertz from the channel edge, and 55 + 10 log (P) dB on all frequencies more than X megahertz from the channel edge, where X is the greater of 6 megahertz or the actual emission bandwidth as defined in paragraph (m)(6) of this section. In addition, the attenuation factor shall not be less that 43 + 10 log (P) dB on all frequencies between 2490.5 MHz and 2496 MHz and 55 + 10 log (P) dB at or below 2490.5 MHz. Mobile Satellite Service licensees operating on frequencies below 2495 MHz may also submit a documented interference complaint against BRS licensees operating on channel BRS Channel 1 on the same terms and conditions as adjacent channel BRS or EBS licensees.

TEST PROCEDURE

Per KDB 971168 D01 Power Meas License Digital Systems v02r02
The transmitter output was connected to an Agilent 8960 or a CMW500 Test Set and configured to operate at maximum power. The band edge emissions were measured at the required operating frequencies in each band on the Spectrum Analyzer.

MODES TESTED

GSM, WCDMA, and LTE

RESULTS

Note: LTE 41 Reading need apply 4.44dB duty cycle factor (20log (6/10)).

UL VERIFICATION SERVICES INC. FORM NO: CCSUP4701I
47173 BENICIA STREET, FREMONT, CA 94538, USA TEL: (510) 771-1000 FAX: (510) 661-0888

This report shall not be reproduced except in full, without the written approval of UL Verification Services Inc.

10.2.1. BAND EDGE PLOTS

Band Band 2 HSDPA	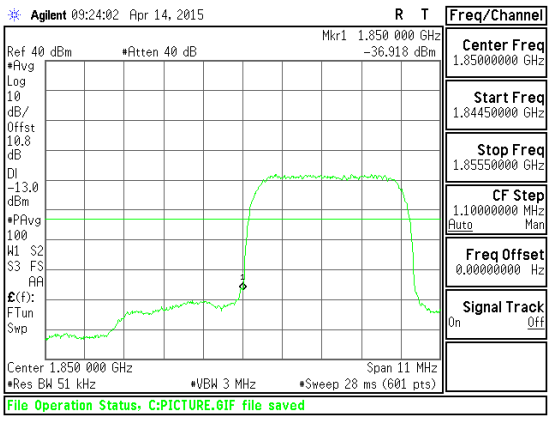 Band WCDMA B2 HSDPA CBE	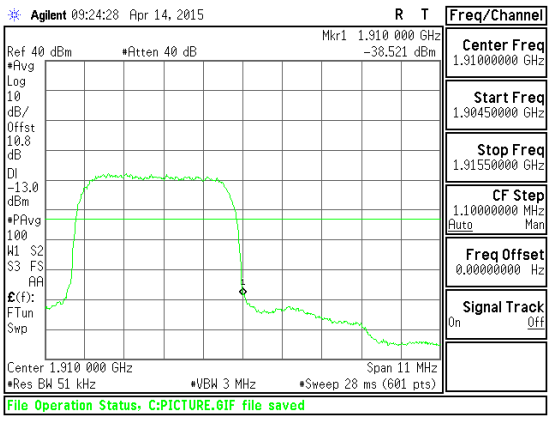 Band WCDMA B2 HSDPA CBE

UL VERIFICATION SERVICES INC. FORM NO: CCSUP4701I
47173 BENICIA STREET, FREMONT, CA 94538, USA TEL: (510) 771-1000 FAX: (510) 661-0888

This report shall not be reproduced except in full, without the written approval of UL Verification Services Inc.

Band Band 2 REL99	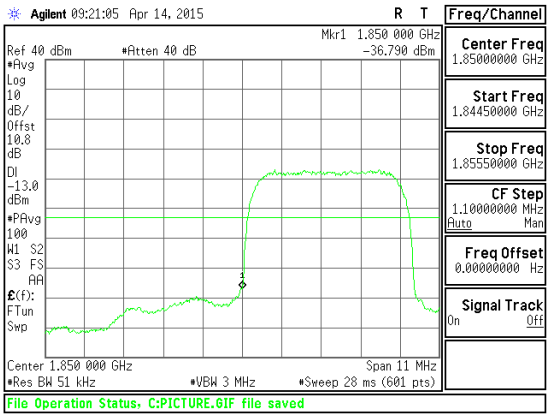 Band WCDMA B2 REL99 CBE	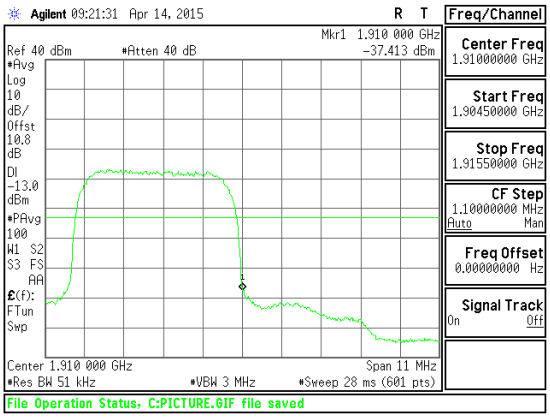 Band WCDMA B2 REL99 CBE

UL VERIFICATION SERVICES INC. FORM NO: CCSUP4701I
47173 BENICIA STREET, FREMONT, CA 94538, USA TEL: (510) 771-1000 FAX: (510) 661-0888

This report shall not be reproduced except in full, without the written approval of UL Verification Services Inc.

Band Band 5 HSDPA	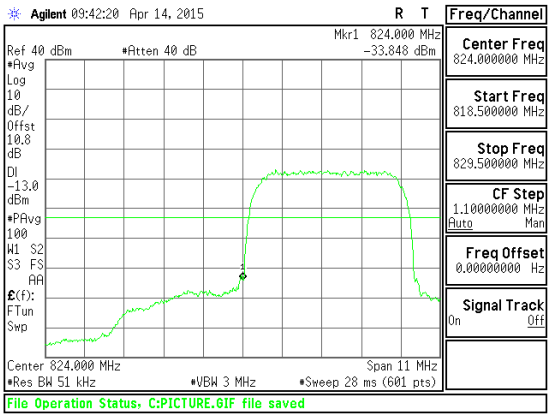 Band WCDMA B5 HSDPA CBE	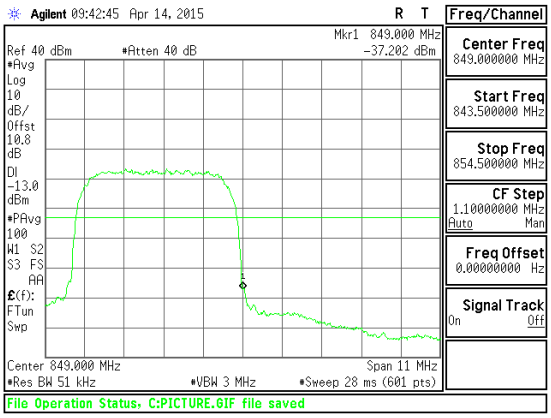 Band WCDMA B5 HSDPA CBE
Band Band 5 REL99	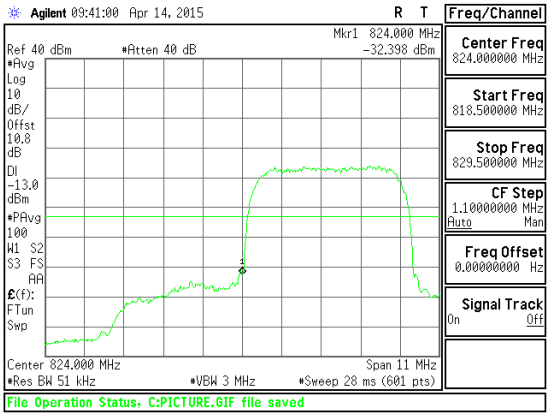 Band WCDMA B5 REL99 CBE	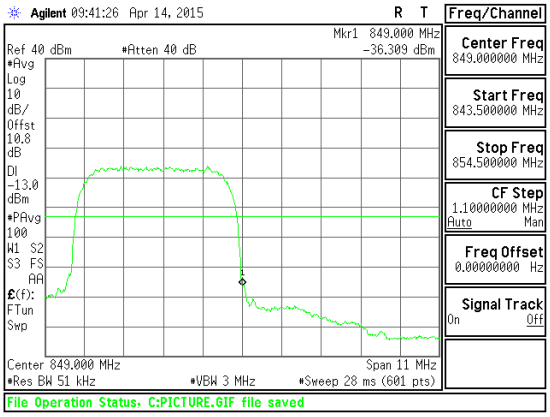 Band WCDMA B5 REL99 CBE

UL VERIFICATION SERVICES INC. FORM NO: CCSUP4701I
47173 BENICIA STREET, FREMONT, CA 94538, USA TEL: (510) 771-1000 FAX: (510) 661-0888

This report shall not be reproduced except in full, without the written approval of UL Verification Services Inc.

Band GSM1900 EGPRS	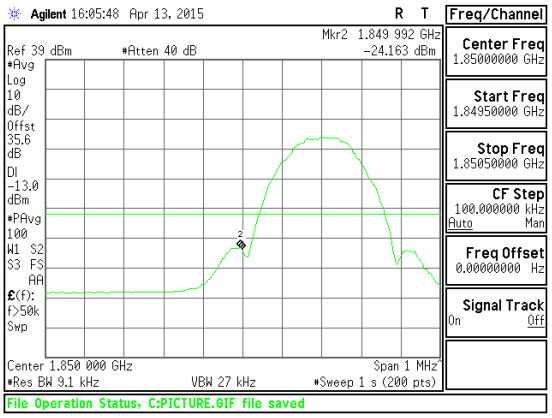 Band GSM1900 EGPRS CBE Low channel	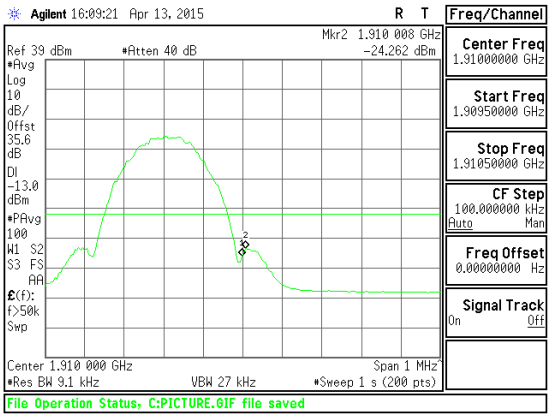 Band GSM1900 EGPRS CBE High channel
Band GSM1900 GPRS	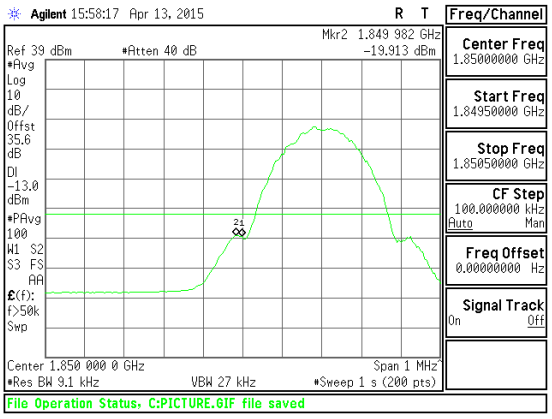 Band GSM1900 GPRS CBE Low channel	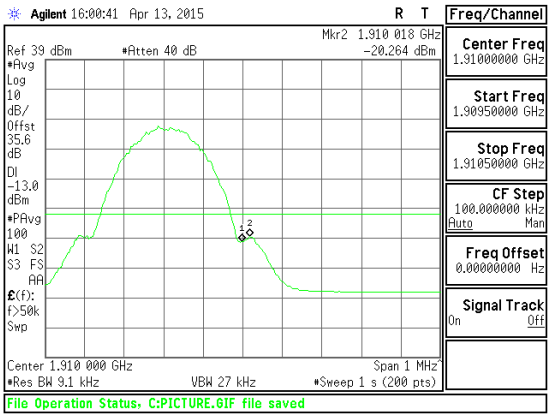 Band GSM1900 GPRS CBE High channel

UL VERIFICATION SERVICES INC. FORM NO: CCSUP4701I
47173 BENICIA STREET, FREMONT, CA 94538, USA TEL: (510) 771-1000 FAX: (510) 661-0888

This report shall not be reproduced except in full, without the written approval of UL Verification Services Inc.

10.2.2. EMISSION MASK PLOTS

Band LTE41 20MHz 16QAM	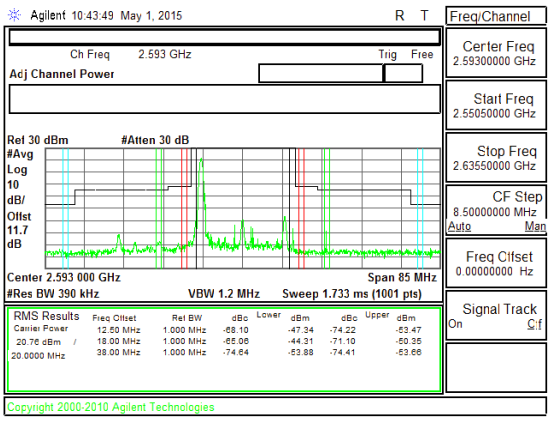 Band LTE41 20MHz EM 16QAM Mid Channel 1RB.gif	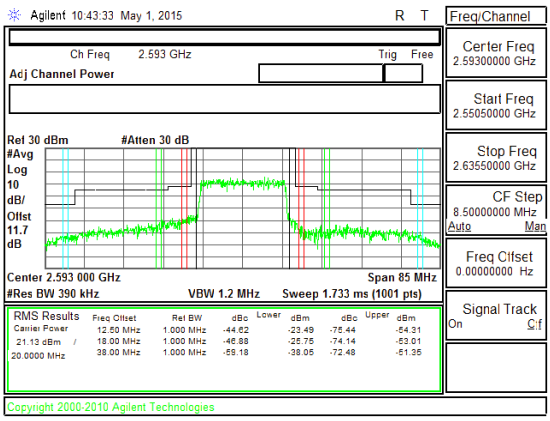 Band LTE41 20MHz EM 16QAM Mid Channel FRB.gif

UL VERIFICATION SERVICES INC. FORM NO: CCSUP4701I
47173 BENICIA STREET, FREMONT, CA 94538, USA TEL: (510) 771-1000 FAX: (510) 661-0888

This report shall not be reproduced except in full, without the written approval of UL Verification Services Inc.

Band LTE41 20MHz QPSK

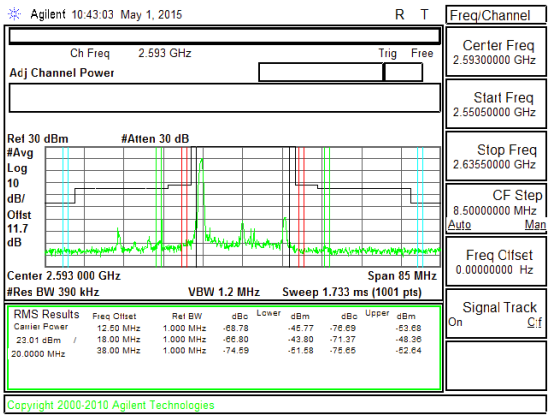

Band LTE41 20MHz EM QPSK Mid Channel 1RB.gif

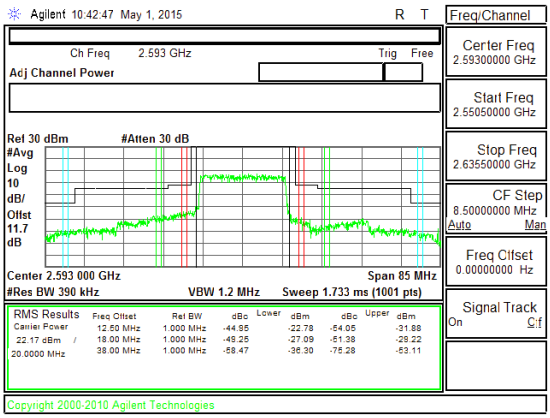

Band LTE41 20MHz EM QPSK Mid Channel FRB.gif

Band LTE41 15MHz 16QAM

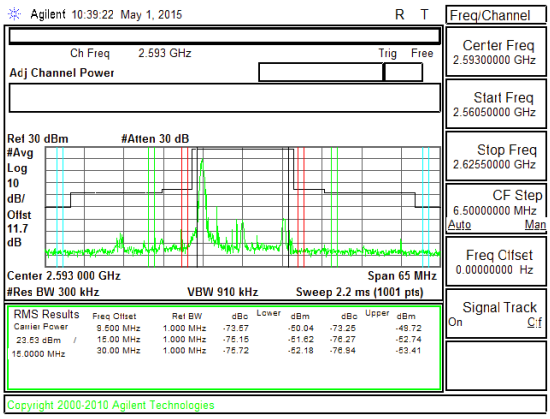

Band LTE41 15MHz EM 16QAM Mid Channel 1RB.gif

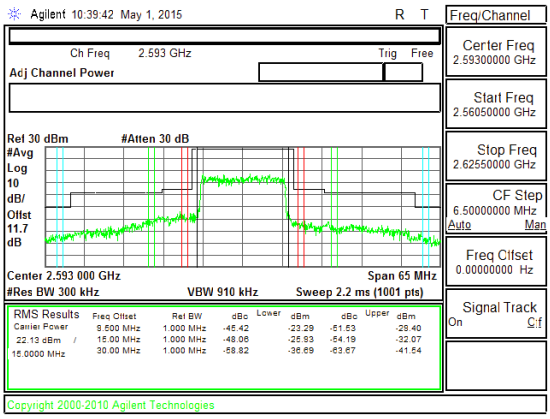

Band LTE41 15MHz EM 16QAM Mid Channel FRB.gif

UL VERIFICATION SERVICES INC. FORM NO: CCSUP4701I
47173 BENICIA STREET, FREMONT, CA 94538, USA TEL: (510) 771-1000 FAX: (510) 661-0888

This report shall not be reproduced except in full, without the written approval of UL Verification Services Inc.

Band LTE41 15MHz QPSK

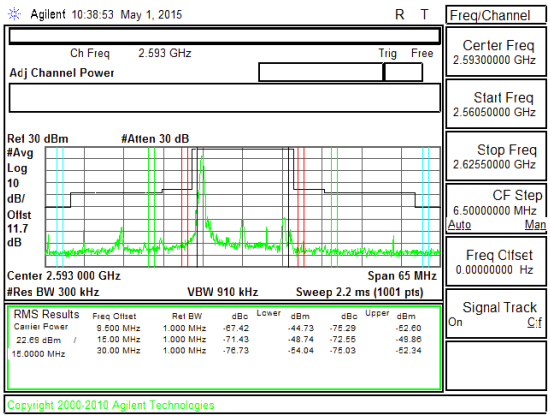

Band LTE41 15MHz EM QPSK Mid Channel 1RB.gif

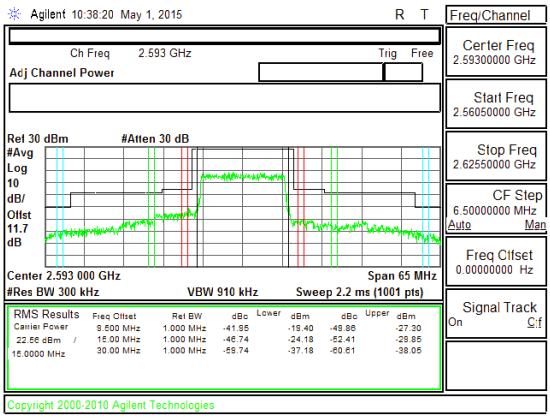

Band LTE41 15MHz EM QPSK Mid Channel FRB.gif

Band LTE41 10MHz 16QAM

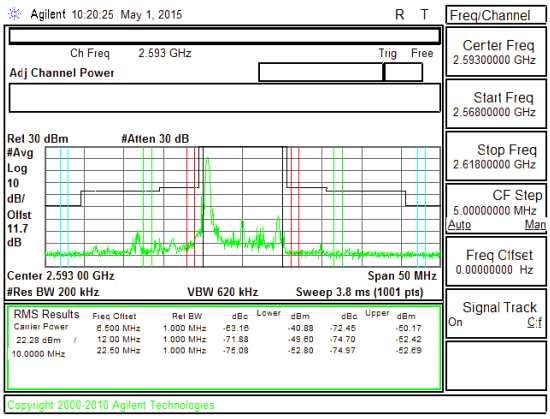

Band LTE41 10MHz EM 16QAM Mid Channel 1RB.gif

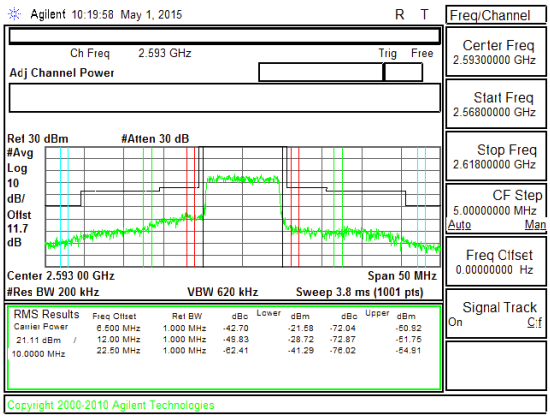

Band LTE41 10MHz EM 16QAM Mid Channel FRB.gif

UL VERIFICATION SERVICES INC. FORM NO: CCSUP4701I
47173 BENICIA STREET, FREMONT, CA 94538, USA TEL: (510) 771-1000 FAX: (510) 661-0888

This report shall not be reproduced except in full, without the written approval of UL Verification Services Inc.

Band LTE41 10MHz QPSK

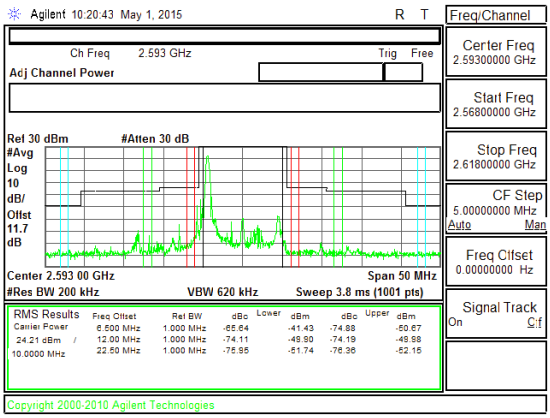

Band LTE41 10MHz EM QPSK Mid Channel 1RB.gif

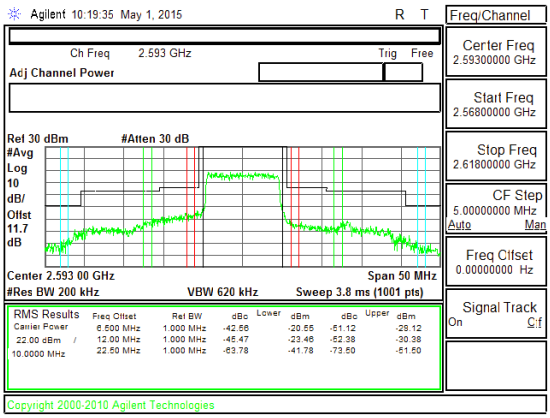

Band LTE41 10MHz EM QPSK Mid Channel FRB.gif

Band LTE41 5MHz 16QAM

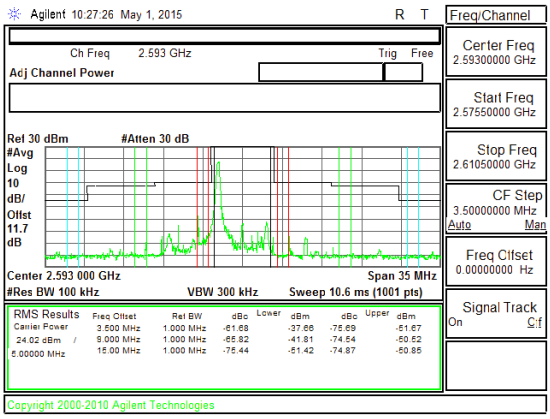

Band LTE41 5MHz EM 16QAM Mid Channel 1RB.gif

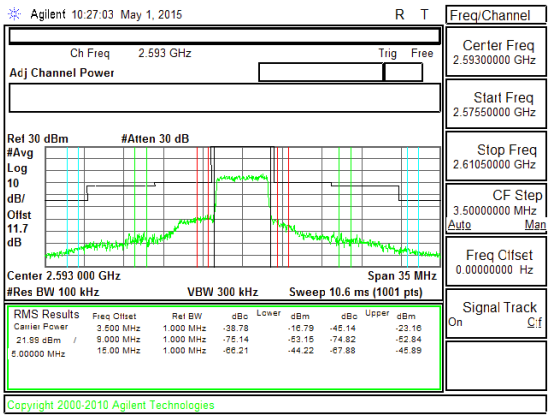

Band LTE41 5MHz EM 16QAM Mid Channel FRB.gif

UL VERIFICATION SERVICES INC. FORM NO: CCSUP4701I
47173 BENICIA STREET, FREMONT, CA 94538, USA TEL: (510) 771-1000 FAX: (510) 661-0888

This report shall not be reproduced except in full, without the written approval of UL Verification Services Inc.

Band LTE41 5MHz QPSK	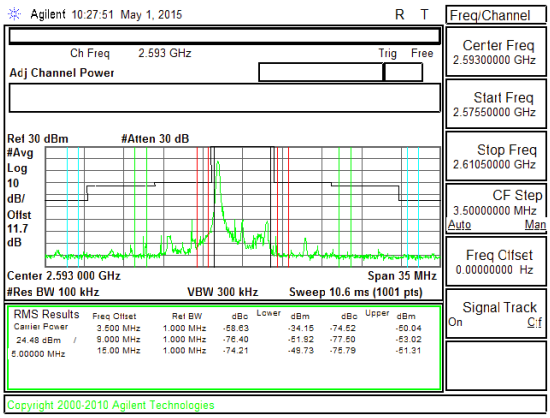 Band LTE41 5MHz EM QPSK Mid Channel 1RB.gif	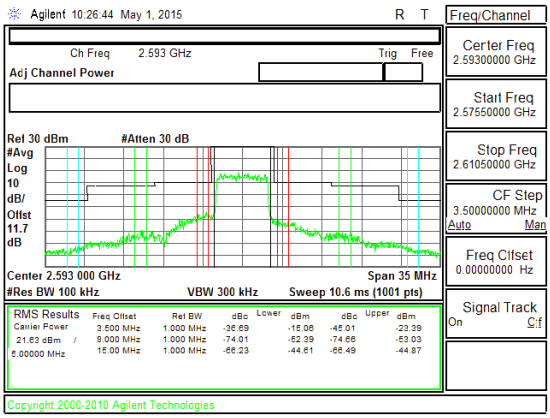 Band LTE41 5MHz EM QPSK Mid Channel FRB.gif

UL VERIFICATION SERVICES INC. FORM NO: CCSUP4701I
47173 BENICIA STREET, FREMONT, CA 94538, USA TEL: (510) 771-1000 FAX: (510) 661-0888

This report shall not be reproduced except in full, without the written approval of UL Verification Services Inc.

10.3. OUT OF BAND EMISSIONS

RULE PART(S)

FCC: §2.1051, §22.901, §22.917, §24.238, §27.53 and §90.691

LIMITS

The power of any emission outside of the authorized operating frequency ranges must be attenuated below the transmitting power (P) by a factor of at least 43 + 10 log (P) dB.

Part 27: (m)(4) (4) For mobile digital stations, the attenuation factor shall be not less than 40 + 10 log (P) dB on all frequencies between the channel edge and 5 megahertz from the channel edge, 43 + 10 log (P) dB on all frequencies between 5 megahertz and X megahertz from the channel edge, and 55 + 10 log (P) dB on all frequencies more than X megahertz from the channel edge, where X is the greater of 6 megahertz or the actual emission bandwidth as defined in paragraph (m)(6) of this section. In addition, the attenuation factor shall not be less that 43 + 10 log (P) dB on all frequencies between 2490.5 MHz and 2496 MHz and 55 + 10 log (P) dB at or below 2490.5 MHz. Mobile Satellite Service licensees operating on frequencies below 2495 MHz may also submit a documented interference complaint against BRS licensees operating on channel BRS Channel 1 on the same terms and conditions as adjacent channel BRS or EBS licensees.

TEST PROCEDURE

Per KDB 971168 D01 Power Meas License Digital Systems v02r02

The RF output of the transmitter was connected to a spectrum analyzer through a calibrated coaxial cable. Sufficient scans were taken to show the out-of-band Emissions, if any, up to 10th harmonic. Multiple sweeps were recorded in maximum hold mode using a peak detector to ensure that the worst-case emissions were caught.

MODES TESTED

GSM, WCDMA & LTE

RESULTS

UL VERIFICATION SERVICES INC. FORM NO: CCSUP4701I
47173 BENICIA STREET, FREMONT, CA 94538, USA TEL: (510) 771-1000 FAX: (510) 661-0888

This report shall not be reproduced except in full, without the written approval of UL Verification Services Inc.

10.3.1. OUT OF BAND EMISSIONS RESULT

Band	BW (MHz)	Mode	f (MHz)	Spur (dBm)	Spec (dBm)	Delta (dB)
LTE41	20	QPSK	2565	-35.95	-25	-10.95
			2593	-38.81	-25	-13.81
			2625	-35.34	-25	-10.34
		16QAM	2565	-37.89	-25	-12.89
			2593	-35.51	-25	-10.51
			2625	-34.97	-25	-9.97
Band	BW (MHz)	Mode	f (MHz)	Spur (dBm)	Spec (dBm)	Delta (dB)
LTE41	15	QPSK	2562.5	-37.33	-25	-12.33
			2593	-38.53	-25	-13.53
			2627.5	-34.65	-25	-9.65
		16QAM	2562.5	-34.93	-25	-9.93
			2593	-35.43	-25	-10.43
			2627.5	-34.39	-25	-9.39
Band	BW (MHz)	Mode	f (MHz)	Spur (dBm)	Spec (dBm)	Delta (dB)
LTE41	10	QPSK	2560	-37.94	-25	-12.94
			2593	-35.97	-25	-10.97
			2630	-35.52	-25	-10.52
		16QAM	2560	-37.81	-25	-12.81
			2593	-35.75	-25	-10.75
			2630	-36.56	-25	-11.56
Band	BW (MHz)	Mode	f (MHz)	Spur (dBm)	Spec (dBm)	Delta (dB)
LTE41	5	QPSK	2557.5	-37.40	-25	-12.4
			2593	-35.60	-25	-10.6
			2632.5	-35.72	-25	-10.72
		16QAM	2557.5	-35.25	-25	-10.25
			2593	-35.67	-25	-10.67
			2632.5	-38.01	-25	-13.01

UL VERIFICATION SERVICES INC. FORM NO: CCSUP4701I
47173 BENICIA STREET, FREMONT, CA 94538, USA TEL: (510) 771-1000 FAX: (510) 661-0888

This report shall not be reproduced except in full, without the written approval of UL Verification Services Inc.

Band	Mode	f (MHz)	Spur (dBm)	Spec (dBm)	Delta (dB)
GSM1900	GPRS	1850.2	-23.946	-13	-10.946
		1880	-24.781	-13	-11.781
		1909.8	-25.274	-13	-12.274
	EGPRS	1850.2	-25.539	-13	-12.539
		1880	-25.317	-13	-12.317
		1909.8	-24.802	-13	-11.802
Band 5	REL99	826.4	-25.03	-13	-12.03
		836.6	-25.292	-13	-12.292
		846.6	-25.456	-13	-12.456
	HSDPA	1852.4	-24.622	-13	-11.622
		1880	-25.796	-13	-12.796
		1907.6	-25.076	-13	-12.076
Band 2	REL99	1852.4	-24.622	-13	-11.622
		1880	-25.796	-13	-12.796
		1907.6	-25.076	-13	-12.076
	HSDPA	1852.4	-25.59	-13	-12.59
		1880	-24.873	-13	-11.873
		1907.6	-25.024	-13	-12.024

UL VERIFICATION SERVICES INC. FORM NO: CCSUP4701I
47173 BENICIA STREET, FREMONT, CA 94538, USA TEL: (510) 771-1000 FAX: (510) 661-0888

This report shall not be reproduced except in full, without the written approval of UL Verification Services Inc.

10.3.2. OUT OF BAND EMISSIONS PLOTS

Band LTE41 20MHz	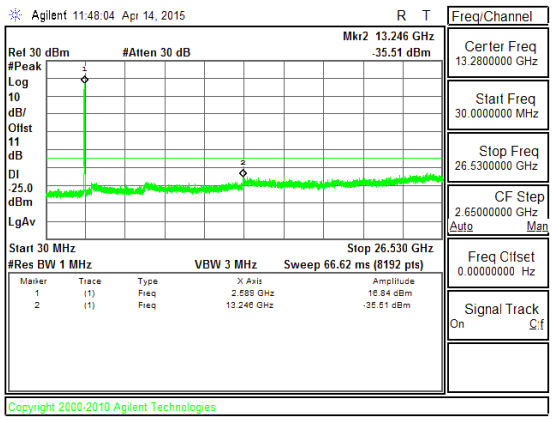 Band LTE41 20MHz CSE 16QAM Mid channel	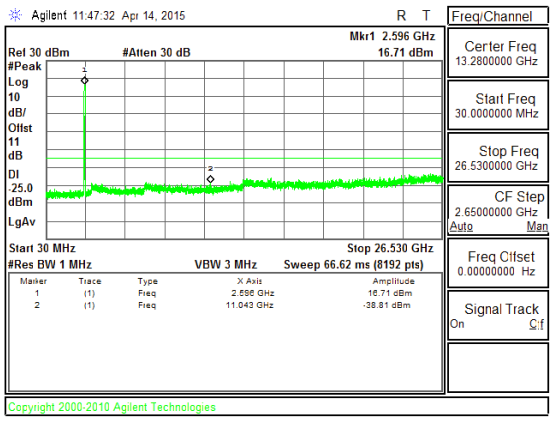 Band LTE41 20MHz CSE QPSK Mid channel

UL VERIFICATION SERVICES INC. FORM NO: CCSUP4701I
47173 BENICIA STREET, FREMONT, CA 94538, USA TEL: (510) 771-1000 FAX: (510) 661-0888

This report shall not be reproduced except in full, without the written approval of UL Verification Services Inc.

Band LTE41 15MHz	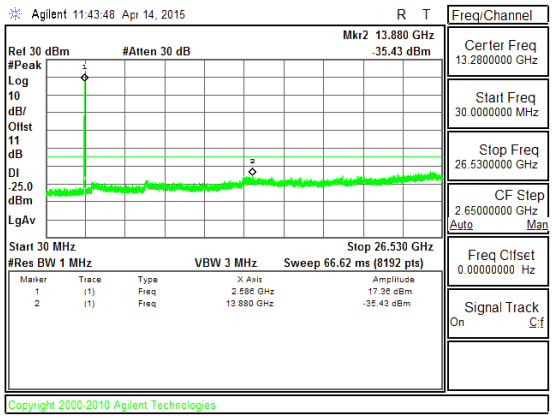 Band LTE41 15MHz CSE 16QAM Mid channel	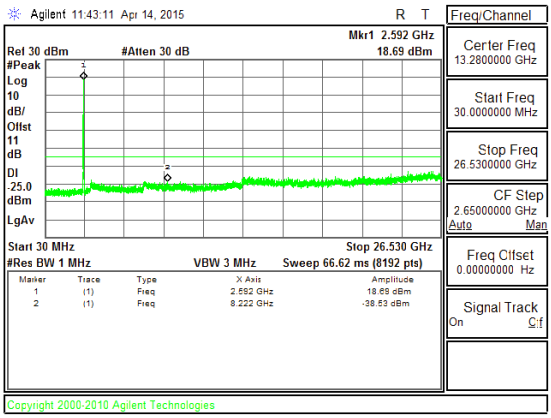 Band LTE41 15MHz CSE QPSK Mid channel

UL VERIFICATION SERVICES INC. FORM NO: CCSUP4701I
47173 BENICIA STREET, FREMONT, CA 94538, USA TEL: (510) 771-1000 FAX: (510) 661-0888

This report shall not be reproduced except in full, without the written approval of UL Verification Services Inc.

Band LTE41 10MHz	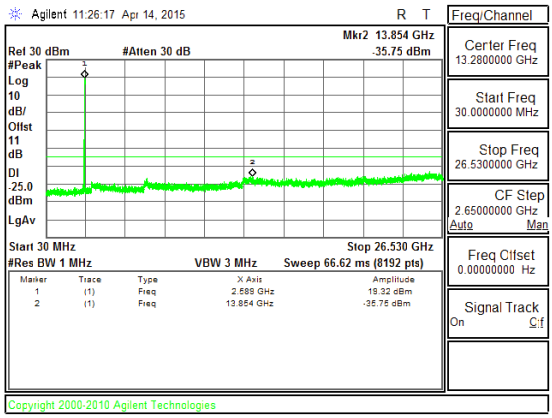 Band LTE41 10MHz CSE 16QAM Mid channel	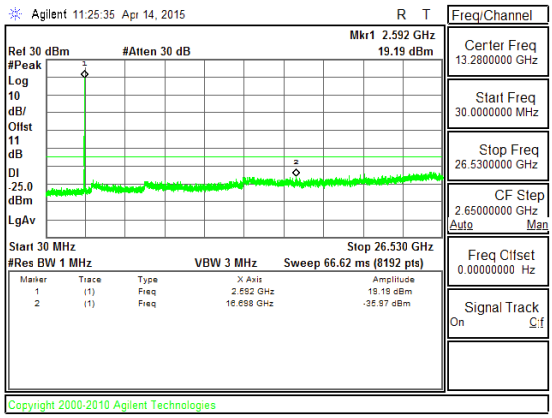 Band LTE41 10MHz CSE QPSK Mid channel

UL VERIFICATION SERVICES INC. FORM NO: CCSUP4701I
47173 BENICIA STREET, FREMONT, CA 94538, USA TEL: (510) 771-1000 FAX: (510) 661-0888

This report shall not be reproduced except in full, without the written approval of UL Verification Services Inc.

Band LTE41 5MHz	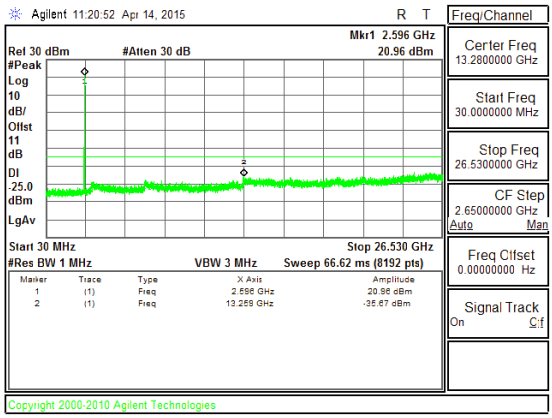 Band LTE41 5MHz CSE 16QAM Mid channel	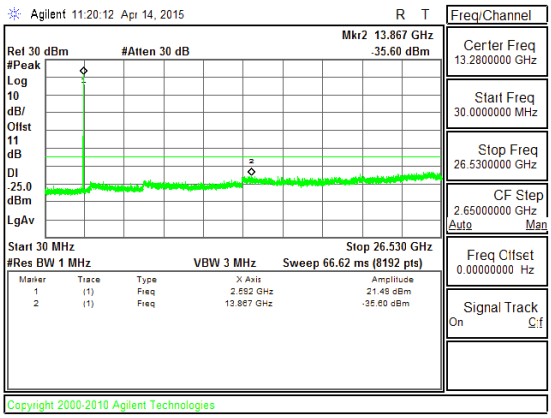 Band LTE41 5MHz CSE QPSK Mid channel

UL VERIFICATION SERVICES INC. FORM NO: CCSUP4701I
47173 BENICIA STREET, FREMONT, CA 94538, USA TEL: (510) 771-1000 FAX: (510) 661-0888

This report shall not be reproduced except in full, without the written approval of UL Verification Services Inc.

Band		
Band 2	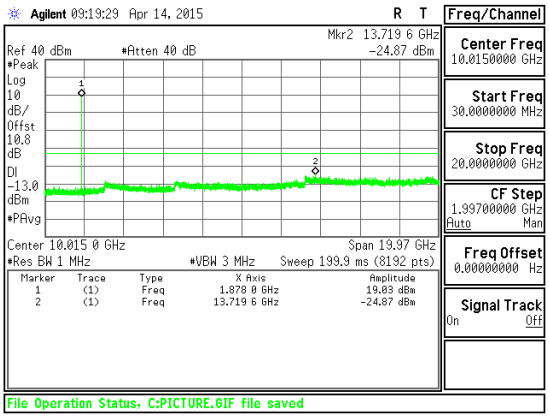 Band WCDMA B2 HSDPA CSE	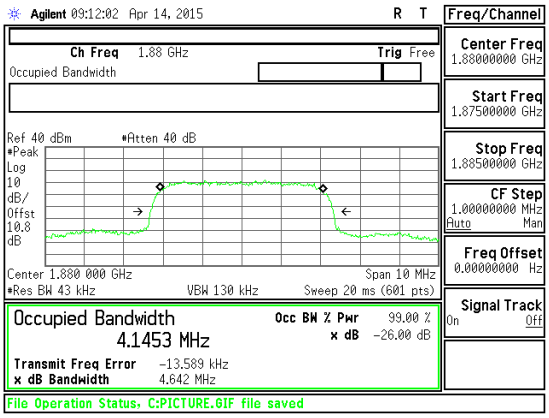 Band WCDMA B2 REL99 CSE

UL VERIFICATION SERVICES INC. FORM NO: CCSUP4701I
47173 BENICIA STREET, FREMONT, CA 94538, USA TEL: (510) 771-1000 FAX: (510) 661-0888

This report shall not be reproduced except in full, without the written approval of UL Verification Services Inc.

Band		
Band 5	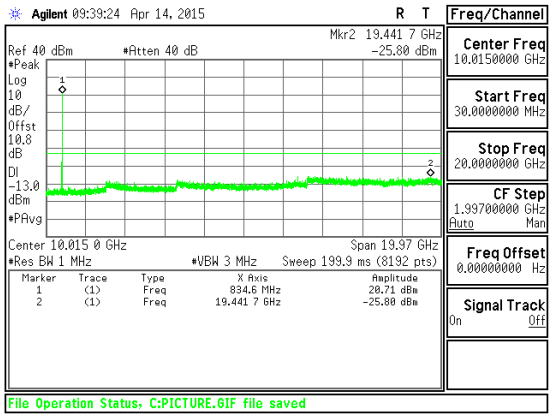 Band WCDMA B5 HSDPA CSE	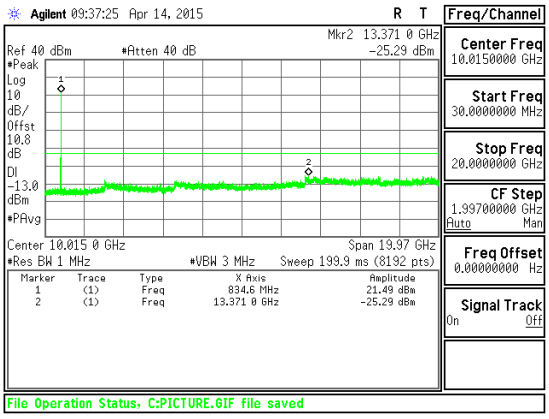 Band WCDMA B5 REL99 CSE

UL VERIFICATION SERVICES INC. FORM NO: CCSUP4701I
47173 BENICIA STREET, FREMONT, CA 94538, USA TEL: (510) 771-1000 FAX: (510) 661-0888

This report shall not be reproduced except in full, without the written approval of UL Verification Services Inc.

Band GSM1900	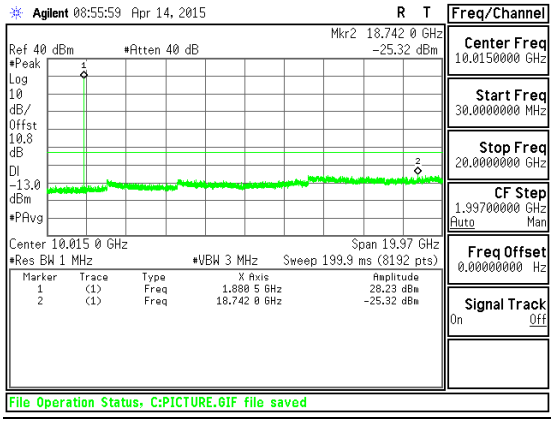 Band GSM1900 EGPRS CSE Mid channel	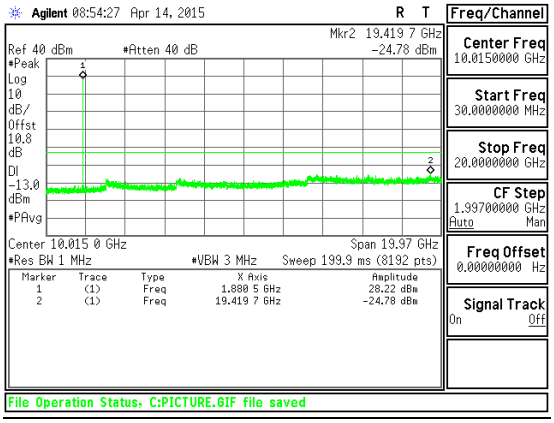 Band GSM1900 GPRS CSE Mid channel

UL VERIFICATION SERVICES INC. FORM NO: CCSUP4701I
47173 BENICIA STREET, FREMONT, CA 94538, USA TEL: (510) 771-1000 FAX: (510) 661-0888

This report shall not be reproduced except in full, without the written approval of UL Verification Services Inc.

10.4. FREQUENCY STABILITY

RULE PART(S)

FCC: §2.1055, §22.355, §24.235, §27.54 and §90.213

LIMITS

§22.355 - The carrier frequency shall not depart from the reference frequency in excess of ±2.5 ppm for mobile stations.

§24.235 - The frequency stability shall be sufficient to ensure that the fundamental emission stays within the authorized frequency block.

§27.54 - The frequency stability shall be sufficient to ensure that the fundamental emissions stay within the authorized bands of operation.

§90.213 - The carrier frequency shall not depart from the reference frequency in excess of ±2.5 ppm for mobile stations.

TEST PROCEDURE

Per KDB 971168 D01 Power Meas License Digital Systems v02r02

MODES TESTED

RESULTS

See the following pages.

UL VERIFICATION SERVICES INC. FORM NO: CCSUP4701I
47173 BENICIA STREET, FREMONT, CA 94538, USA TEL: (510) 771-1000 FAX: (510) 661-0888

This report shall not be reproduced except in full, without the written approval of UL Verification Services Inc.

10.4.1. FREQUENCY STABILITY RESULTS

GPRS 1900, Channel 661 Freq: 1880MHz– MID CHANNEL

Reference Frequency: PCS Mid Channel 1880 MHz @ 20°C Limit: to stay +- 2.5 ppm = 4700.000 Hz				
Power Supply (Vdc)	**Environment Temperature (°C)**	**Frequency Deviation Measureed with Time Elapse**		
		(MHz)	**Delta (ppm)**	**Limit (ppm)**
3.80	50	1880.000023	-0.001	2.5
3.80	40	1880.000032	-0.006	2.5
3.80	30	1880.000031	-0.006	2.5
3.80	***20***	**1880.000020**	**0**	***2.5***
3.80	10	1880.000021	0.000	2.5
3.80	0	1880.000018	0.001	2.5
3.80	-10	1880.000021	0.000	2.5
3.80	-20	1880.000019	0.001	2.5
3.80	-30	1880.000023	-0.001	2.5

Reference Frequency: PCS Mid Channel 1880 MHz @ 20°C Limit: to stay +- 2.5 ppm = 4700.000 Hz				
Power Supply (Vdc)	**Environment Temperature (°C)**	**Frequency Deviation Measureed with Time Elapse**		
		(MHz)	**Delta (ppm)**	**Limit (ppm)**
3.80	***20***	***1880.000020***	***0***	***2.5***
4.37	20	1880.000033	*-0.007*	2.5
3.23(End of volt)	20	1880.000034	*-0.007*	2.5

UL VERIFICATION SERVICES INC. FORM NO: CCSUP4701I
47173 BENICIA STREET, FREMONT, CA 94538, USA TEL: (510) 771-1000 FAX: (510) 661-0888

This report shall not be reproduced except in full, without the written approval of UL Verification Services Inc.

WCDMA B5, – MID Ch 4183, Frequency 836.6MHz

Reference Frequency: Cell Mid Channel		836.6	MHz @ 20°C	
Limit: to stay +- 2.5 ppm =		2091.500	Hz	
Power Supply (Vdc)	**Environment Temperature (°C)**	**Frequency Deviation Measureed with Time Elapse**		
		(MHz)	**Delta (ppm)**	**Limit (ppm)**
3.80	50	836.599998	0.005	2.5
3.80	40	836.599999	0.004	2.5
3.80	30	836.600002	0.000	2.5
3.80	***20***	**836.600002**	**0**	***2.5***
3.80	10	836.600002	0.000	2.5
3.80	0	836.600002	0.000	2.5
3.80	-10	836.600002	-0.001	2.5
3.80	-20	836.600003	-0.001	2.5
3.80	-30	836.600002	0.000	2.5

Reference Frequency: Cell Mid Channel		836.6	MHz @ 20°C	
Limit: to stay +- 2.5 ppm =		2091.500	Hz	
Power Supply (Vdc)	**Environment Temperature (°C)**	**Frequency Deviation Measureed with Time Elapse**		
		(MHz)	**Delta (ppm)**	**Limit (ppm)**
3.80	***20***	***836.600002***	***0***	***2.5***
4.37	20	836.5999988	*0.003*	2.5
3.23(End of volt)	20	836.5999986	*0.004*	2.5

UL VERIFICATION SERVICES INC. FORM NO: CCSUP4701I
47173 BENICIA STREET, FREMONT, CA 94538, USA TEL: (510) 771-1000 FAX: (510) 661-0888

This report shall not be reproduced except in full, without the written approval of UL Verification Services Inc.

LTE BAND 41 – MID CHANNEL

Reference Frequency: Cellular Mid Channel 2593 MHz @ 20°C Limit: to stay +- 2.5 ppm = 6482.500 Hz				
Power Supply (Vdc)	**Environment Temperature (°C)**	**Frequency Deviation Measureed with Time Elapse**		
		(MHz)	**Delta (ppm)**	**Limit (ppm)**
3.80	50	2592.999991	0.009	2.5
3.80	40	2592.999992	0.009	2.5
3.80	30	2593.000011	0.001	2.5
3.80	***20***	2593.000014	***0***	***2.5***
3.80	10	2593.000009	0.002	2.5
3.80	0	2593.000012	0.001	2.5
3.80	-10	2593.000014	0.000	2.5
3.80	-20	2593.000011	0.001	2.5
3.80	-30	2593.000011	0.001	2.5

Reference Frequency: Cellular Mid Channel 2593 MHz @ 20°C Limit: to stay +- 2.5 ppm = 6482.500 Hz				
Power Supply (Vdc)	**Environment Temperature (°C)**	**Frequency Deviation Measureed with Time Elapse**		
		(MHz)	**Delta (ppm)**	**Limit (ppm)**
3.80	***20***	2593.000014	***0***	***2.5***
4.37	20	2593.000012	*0.001*	2.5
3.23	20	2593.000014	*0.000*	2.5

UL VERIFICATION SERVICES INC. FORM NO: CCSUP4701I
47173 BENICIA STREET, FREMONT, CA 94538, USA TEL: (510) 771-1000 FAX: (510) 661-0888

This report shall not be reproduced except in full, without the written approval of UL Verification Services Inc.

RADIATED TEST RESULTS

10.5. RADIATED POWER (ERP & EIRP)

RULE PART(S)

FCC: §2.1046, §22.913, §24.232, §27 and § 90.635.

LIMITS

22.913(a) - The ERP of mobile transmitters and auxiliary test transmitters must not exceed 7 Watts.

24.232(c) - Mobile/portable stations are limited to 2 watts e.i.r.p. peak power and the equipment must employ means to limit the power to the minimum necessary for successful communications.

27.50(h) - (2) Mobile stations are limited to 2.0 watts EIRP. All user stations are limited to 2.0 watts transmitter output power.(LTE B41 & 7)

In addition, when the transmitter power is measured in terms of average value, the peak-to-average ratio of the power shall not exceed 13dB.

TEST PROCEDURE

ANSI / TIA / EIA 603C Clause 2.2.17; PSA setting reference to 971168 D01 v02r02

For peak power measurement with a PSA:

a) Set the RBW ≥ OBW; b) Set VBW ≥ 3 × RBW; c) Set span ≥ 2 x RBW; d) Sweep time = auto couple; e) Detector = peak; f) Ensure that the number of measurement points ≥ span/RBW; g) Trace mode = max hold;

For average power measurement with a PSA:

a) Set span to at least 1.5 times the OBW; b) Set RBW = 1-5% of the OBW, not to exceed 1 MHz; c) Set VBW ≥ 3 x RBW; d) Set number of points in sweep ≥ 2 × span / RBW; e) Sweep time = auto-couple; f) Detector = RMS (power averaging); g) Use free run trigger If burst duty cycle ≥ 98; h) Use trigger to capture bursts If burst duty cycle < 98; i) Trace average at least 100 traces in power averaging (*i.e.*, RMS) mode. j) Compute the power by integrating the spectrum across the OBW of the signal using the instrument's band power measurement function.

TEST RESULTS

10.5.1. ERP/EIRP Results

UL VERIFICATION SERVICES INC. FORM NO: CCSUP4701I
47173 BENICIA STREET, FREMONT, CA 94538, USA TEL: (510) 771-1000 FAX: (510) 661-0888

This report shall not be reproduced except in full, without the written approval of UL Verification Services Inc.

Band	Mode	Channel	f(MHz)	ERP / EIRP	
				dBm	mW
Band 2	REL99	9262	1852.4	23.87	243.78
		9400	1880	22.51	178.24
		9538	1907.6	22.43	174.98
	HSDPA	9262	1852.4	22.71	186.64
		9400	1880	21.52	141.91
		9538	1907.6	21.57	143.55
	HSUPA	9262	1852.4		
		9400	1880		
		9538	1907.6		

Band	Mode	Channel	f(MHz)	ERP / EIRP	
				dBm	mW
Band 5	REL99	4132	826.4	16.91	49.09
		4183	836.6	16.61	45.81
		4233	846.6	16.64	46.13
	HSDPA	4132	826.4	15.97	39.54
		4183	836.6	15.61	36.39
		4233	846.6	16.13	41.02
	HSUPA	4132	826.4		
		4183	836.6		
		4233	846.6		

UL VERIFICATION SERVICES INC. FORM NO: CCSUP4701I
47173 BENICIA STREET, FREMONT, CA 94538, USA TEL: (510) 771-1000 FAX: (510) 661-0888

This report shall not be reproduced except in full, without the written approval of UL Verification Services Inc.

Band	Mode	Channel	f(MHz)	ERP / EIRP	
				dBm	mW
GSM1900	GMSK	512	1850.2		
		661	1880		
		810	1909.8		
	GPRS	512	1850.2	31.80	1513.56
		661	1880	30.10	1023.29
		810	1909.8	29.33	857.04
	EGPRS	512	1850.2	28.91	778.04
		661	1880	27.37	545.76
		810	1909.8	26.68	465.59

UL VERIFICATION SERVICES INC. FORM NO: CCSUP4701I
47173 BENICIA STREET, FREMONT, CA 94538, USA TEL: (510) 771-1000 FAX: (510) 661-0888

This report shall not be reproduced except in full, without the written approval of UL Verification Services Inc.

10.5.2. LTE ERP/EIRP Results

Band	BW (MHz)	Mode	RB/RB Size	f (MHz)	ERP / EIRP	
					dBm	mW
LTE41	20	QPSK	1/0	2506	24.29	268.53
			1/0	2593	24.28	267.92
			1/0	2680	24.60	288.40
		16QAM	1/0	2506	23.35	216.27
			1/0	2593	23.71	234.96
			1/0	2680	23.75	237.14
Band	BW (MHz)	Mode	RB/RB Size	f (MHz)	ERP / EIRP	
					dBm	mW
LTE41	15	QPSK	1/0	2503.5	24.31	269.77
			1/0	2593	24.54	284.45
			1/0	2682.5	24.57	286.42
		16QAM	1/0	2503.5	23.34	215.77
			1/0	2593	23.64	231.21
			1/0	2682.5	23.60	229.09
Band	BW (MHz)	Mode	RB/RB Size	f (MHz)	ERP / EIRP	
					dBm	mW
LTE41	10	QPSK	1/0	2501	24.28	267.92
			1/0	2593	24.51	282.49
			1/0	2685	24.55	285.10
		16QAM	1/0	2501	23.27	212.32
			1/0	2593	23.45	221.31
			1/0	2685	23.57	227.51

UL VERIFICATION SERVICES INC. FORM NO: CCSUP4701I
47173 BENICIA STREET, FREMONT, CA 94538, USA TEL: (510) 771-1000 FAX: (510) 661-0888

This report shall not be reproduced except in full, without the written approval of UL Verification Services Inc.

Band	BW (MHz)	Mode	RB/RB Size	f (MHz)	ERP / EIRP	
					dBm	mW
LTE41	5	QPSK	1/0	2498.5	24.51	282.49
			1/0	2593	24.52	283.14
			1/0	2687.5	24.21	263.63
		16QAM	1/0	2498.5	23.47	222.33
			1/0	2593	23.39	218.27
			1/0	2687.5	23.19	208.45

UL VERIFICATION SERVICES INC. FORM NO: CCSUP4701I
47173 BENICIA STREET, FREMONT, CA 94538, USA TEL: (510) 771-1000 FAX: (510) 661-0888

This report shall not be reproduced except in full, without the written approval of UL Verification Services Inc.

10.5.3. ERP/EIRP DATA

Band

LTE41

20MHz

16QAM

High Frequency Substitution Measurement
UL Verification Services, Inc. Chamber C

Company: Samsung
Project #: 15I20557
Date: 04/21/15
Test Engineer: R. Alegre
Configuration: X-pos EUT
Mode: LTE 41 20M 16QAM

Test Equipment:
Receiving: Horn T119, and Chamber C SMA Cables
Substitution: Horn T59 Substitution, 8ft SMA Cable Warehouse

f MHz	SG reading (dBm)	Ant. Pol. (H/V)	Cable Loss (dB)	Antenna Gain (dBi)	EIRP (dBm)	Limit (dBm)	Margin (dB)	Notes
Low Ch								
2565.00	11.35	V	0.9	9.5	20.00	33.0	-13.0	
2565.00	14.70	H	0.9	9.5	23.35	33.0	-9.7	
Mid Ch								
2593.00	11.23	V	0.9	9.5	19.88	33.0	-13.1	
2593.00	15.06	H	0.9	9.5	23.71	33.0	-9.3	
High Ch								
2625.00	11.27	V	0.9	9.5	19.92	33.0	-13.1	
2625.00	15.10	H	0.9	9.5	23.75	33.0	-9.3	

Rev. 3.17.11
Note: For Band 4 EIRP limit is 30dBm

UL VERIFICATION SERVICES INC. FORM NO: CCSUP4701I
47173 BENICIA STREET, FREMONT, CA 94538, USA TEL: (510) 771-1000 FAX: (510) 661-0888

This report shall not be reproduced except in full, without the written approval of UL Verification Services Inc.

Band

LTE41

20MHz

QPSK

High Frequency Substitution Measurement
UL Verification Services, Inc. Chamber C

Company: Samsung
Project #: 15I20557
Date: 04/21/15
Test Engineer: R. Alegre
Configuration: X-pos EUT
Mode: LTE 41 20M QPSK

Test Equipment:
Receiving: Horn T119, and Chamber C SMA Cables
Substitution: Horn T59 Substitution, 8ft SMA Cable Warehouse

f MHz	SG reading (dBm)	Ant. Pol. (H/V)	Cable Loss (dB)	Antenna Gain (dBi)	EIRP (dBm)	Limit (dBm)	Margin (dB)	Notes
Low Ch								
2565.00	12.32	V	0.9	9.5	20.97	33.0	-12.0	
2565.00	15.64	H	0.9	9.5	24.29	33.0	-8.7	
Mid Ch								
2593.00	12.18	V	0.9	9.5	20.83	33.0	-12.2	
2593.00	15.63	H	0.9	9.5	24.28	33.0	-8.7	
High Ch								
2625.00	12.18	V	0.9	9.5	20.83	33.0	-12.2	
2625.00	15.95	H	0.9	9.5	24.60	33.0	-8.4	

Rev. 3.17.11
Note: For Band 4 EIRP limit is 30dBm

UL VERIFICATION SERVICES INC. FORM NO: CCSUP4701I
47173 BENICIA STREET, FREMONT, CA 94538, USA TEL: (510) 771-1000 FAX: (510) 661-0888

This report shall not be reproduced except in full, without the written approval of UL Verification Services Inc.

Band

LTE41

15MHz

16QAM

High Frequency Substitution Measurement
UL Verification Services, Inc. Chamber C

Company: Samsung
Project #: 15I20557
Date: 04/21/15
Test Engineer: R. Alegre
Configuration: X-pos EUT
Mode: LTE 41 15M 16QAM

Test Equipment:
Receiving: Horn T119, and Chamber C SMA Cables
Substitution: Horn T59 Substitution, 8ft SMA Cable Warehouse

f MHz	SG reading (dBm)	Ant. Pol. (H/V)	Cable Loss (dB)	Antenna Gain (dBi)	EIRP (dBm)	Limit (dBm)	Margin (dB)	Notes
Low Ch								
2562.50	11.36	V	0.9	9.5	20.01	33.0	-13.0	
2562.50	14.69	H	0.9	9.5	23.34	33.0	-9.7	
Mid Ch								
2593.00	11.24	V	0.9	9.5	19.89	33.0	-13.1	
2593.00	14.99	H	0.9	9.5	23.64	33.0	-9.4	
High Ch								
2627.50	11.27	V	0.9	9.5	19.92	33.0	-13.1	
2627.50	14.95	H	0.9	9.5	23.60	33.0	-9.4	

Rev. 3.17.11
Note: For Band 4 EIRP limit is 30dBm

UL VERIFICATION SERVICES INC. FORM NO: CCSUP4701I
47173 BENICIA STREET, FREMONT, CA 94538, USA TEL: (510) 771-1000 FAX: (510) 661-0888

This report shall not be reproduced except in full, without the written approval of UL Verification Services Inc.

Band

LTE41

15MHz

QPSK

High Frequency Substitution Measurement
UL Verification Services, Inc. Chamber C

Company: Samsung
Project #: 15I20557
Date: 04/21/15
Test Engineer: R. Alegre
Configuration: X-pos EUT
Mode: LTE 41 15M QPSK

Test Equipment:
Receiving: Horn T119, and Chamber C SMA Cables
Substitution: Horn T59 Substitution, 8ft SMA Cable Warehouse

f MHz	SG reading (dBm)	Ant. Pol. (H/V)	Cable Loss (dB)	Antenna Gain (dBi)	EIRP (dBm)	Limit (dBm)	Margin (dB)	Notes
Low Ch								
2562.50	12.25	V	0.9	9.5	20.90	33.0	-12.1	
2562.50	15.66	H	0.9	9.5	24.31	33.0	-8.7	
Mid Ch								
2593.00	12.24	V	0.9	9.5	20.89	33.0	-12.1	
2593.00	15.89	H	0.9	9.5	24.54	33.0	-8.5	
High Ch								
2627.50	12.23	V	0.9	9.5	20.88	33.0	-12.1	
2627.50	15.92	H	0.9	9.5	24.57	33.0	-8.4	

Rev. 3.17.11
Note: For Band 4 EIRP limit is 30dBm

UL VERIFICATION SERVICES INC. FORM NO: CCSUP4701I
47173 BENICIA STREET, FREMONT, CA 94538, USA TEL: (510) 771-1000 FAX: (510) 661-0888

This report shall not be reproduced except in full, without the written approval of UL Verification Services Inc.

Band

LTE41

10MHz

16QAM

High Frequency Substitution Measurement
UL Verification Services, Inc. Chamber C

Company: Samsung
Project #: 15I20557
Date: 04/21/15
Test Engineer: R. Alegre
Configuration: X-pos EUT
Mode: LTE 41 10M 16QAM

Test Equipment:
Receiving: Horn T119, and Chamber C SMA Cables
Substitution: Horn T59 Substitution, 8ft SMA Cable Warehouse

f MHz	SG reading (dBm)	Ant. Pol. (H/V)	Cable Loss (dB)	Antenna Gain (dBi)	EIRP (dBm)	Limit (dBm)	Margin (dB)	Notes
Low Ch								
2560.00	11.36	V	0.9	9.5	19.96	33.0	-13.0	
2560.00	14.67	H	0.9	9.5	23.27	33.0	-9.7	
Mid Ch								
2593.00	11.25	V	0.9	9.5	19.85	33.0	-13.2	
2593.00	14.85	H	0.9	9.5	23.45	33.0	-9.6	
High Ch								
2630.00	11.27	V	0.9	9.5	19.87	33.0	-13.1	
2630.00	14.97	H	0.9	9.5	23.57	33.0	-9.4	

Rev. 3.17.11
Note: For Band 4 EIRP limit is 30dBm

UL VERIFICATION SERVICES INC. FORM NO: CCSUP4701I
47173 BENICIA STREET, FREMONT, CA 94538, USA TEL: (510) 771-1000 FAX: (510) 661-0888

This report shall not be reproduced except in full, without the written approval of UL Verification Services Inc.

Band

LTE41

10MHz

QPSK

High Frequency Substitution Measurement
UL Verification Services, Inc. Chamber C

Company: Samsung
Project #: 15I20557
Date: 04/21/15
Test Engineer: R. Alegre
Configuration: X-pos EUT
Mode: LTE 41 10M QPSK

Test Equipment:
Receiving: Horn T119, and Chamber C SMA Cables
Substitution: Horn T59 Substitution, 8ft SMA Cable Warehouse

f MHz	SG reading (dBm)	Ant. Pol. (H/V)	Cable Loss (dB)	Antenna Gain (dBi)	EIRP (dBm)	Limit (dBm)	Margin (dB)	Notes
Low Ch								
2560.00	12.29	V	0.9	9.5	20.89	33.0	-12.1	
2560.00	15.68	H	0.9	9.5	24.28	33.0	-8.7	
Mid Ch								
2593.00	12.22	V	0.9	9.5	20.82	33.0	-12.2	
2593.00	15.91	H	0.9	9.5	24.51	33.0	-8.5	
High Ch								
2630.00	12.22	V	0.9	9.5	20.82	33.0	-12.2	
2630.00	15.95	H	0.9	9.5	24.55	33.0	-8.5	

Rev. 3.17.11
Note: For Band 4 EIRP limit is 30dBm

UL VERIFICATION SERVICES INC. FORM NO: CCSUP4701I
47173 BENICIA STREET, FREMONT, CA 94538, USA TEL: (510) 771-1000 FAX: (510) 661-0888

This report shall not be reproduced except in full, without the written approval of UL Verification Services Inc.

Band

LTE41

5MHz

16QAM

High Frequency Substitution Measurement
UL Verification Services, Inc. Chamber C

Company: Samsung
Project #: 15I20557
Date: 04/21/15
Test Engineer: R. Alegre
Configuration: X-pos EUT
Mode: LTE 41 5M 16QAM

Test Equipment:
Receiving: Horn T119, and Chamber C SMA Cables
Substitution: Horn T59 Substitution, 8ft SMA Cable Warehouse

f MHz	SG reading (dBm)	Ant. Pol. (H/V)	Cable Loss (dB)	Antenna Gain (dBi)	EIRP (dBm)	Limit (dBm)	Margin (dB)	Notes
Low Ch								
2557.50	11.35	V	0.9	9.5	19.95	33.0	-13.1	
2557.50	14.87	H	0.9	9.5	23.47	33.0	-9.5	
Mid Ch								
2593.00	11.21	V	0.9	9.5	19.81	33.0	-13.2	
2593.00	14.79	H	0.9	9.5	23.39	33.0	-9.6	
High Ch								
2632.50	11.23	V	0.9	9.5	19.83	33.0	-13.2	
2632.50	14.59	H	0.9	9.5	23.19	33.0	-9.8	

Rev. 3.17.11
Note: For Band 4 EIRP limit is 30dBm

UL VERIFICATION SERVICES INC. FORM NO: CCSUP4701I
47173 BENICIA STREET, FREMONT, CA 94538, USA TEL: (510) 771-1000 FAX: (510) 661-0888

This report shall not be reproduced except in full, without the written approval of UL Verification Services Inc.

Band

LTE41

5MHz

QPSK

High Frequency Substitution Measurement
UL Verification Services, Inc. Chamber C

Company: Samsung
Project #: 15I20557
Date: 04/21/15
Test Engineer: R. Alegre
Configuration: X-pos EUT
Mode: LTE 41 5M QPSK

Test Equipment:
Receiving: Horn T119, and Chamber C SMA Cables
Substitution: Horn T59 Substitution, 8ft SMA Cable Warehouse

f MHz	SG reading (dBm)	Ant. Pol. (H/V)	Cable Loss (dB)	Antenna Gain (dBi)	EIRP (dBm)	Limit (dBm)	Margin (dB)	Notes
Low Ch								
2557.50	12.27	V	0.9	9.5	20.87	33.0	-12.1	
2557.50	15.91	H	0.9	9.5	24.51	33.0	-8.5	
Mid Ch								
2593.00	12.25	V	0.9	9.5	20.85	33.0	-12.2	
2593.00	15.92	H	0.9	9.5	24.52	33.0	-8.5	
High Ch								
2632.50	12.24	V	0.9	9.5	20.84	33.0	-12.2	
2632.50	15.61	H	0.9	9.5	24.21	33.0	-8.8	

Rev. 3.17.11
Note: For Band 4 EIRP limit is 30dBm

UL VERIFICATION SERVICES INC. FORM NO: CCSUP4701I
47173 BENICIA STREET, FREMONT, CA 94538, USA TEL: (510) 771-1000 FAX: (510) 661-0888

This report shall not be reproduced except in full, without the written approval of UL Verification Services Inc.

Band

Band 2

HSDPA

High Frequency Substitution Measurement
UL Verification Services, Inc.

Company:	Samsung
Project #:	15I20557
Date:	4/22/2015
Test Engineer:	R. Alegre
Configuration:	EUT Only
Location:	Chamber C
Mode:	HSDPA B2

Test Equipment:
Receiving: Horn T119, and Chamber C SMA Cables
Substitution: Horn T59 Substitution, 4ft SMA Cable Warehouse

f MHz	SG reading (dBm)	Ant. Pol. (H/V)	Cable Loss (dB)	Antenna Gain (dBi)	EIRP (dBm)	Limit (dBm)	Margin (dB)	Notes
Low Ch								
1852.40	7.10	V	0.9	8.0	14.21	33.0	-18.8	
1852.40	15.60	H	0.9	8.0	22.71	33.0	-10.3	
Mid Ch								
1880.00	6.99	V	0.9	8.0	14.10	33.0	-18.9	
1880.00	14.41	H	0.9	8.0	21.52	33.0	-11.5	
High Ch								
1907.60	7.14	V	0.9	8.0	14.25	33.0	-18.8	
1907.60	14.46	H	0.9	8.0	21.57	33.0	-11.4	

Rev. 3.17.11
Note: For Band 4 EIRP limit is 30dBm

UL VERIFICATION SERVICES INC. FORM NO: CCSUP4701I
47173 BENICIA STREET, FREMONT, CA 94538, USA TEL: (510) 771-1000 FAX: (510) 661-0888

This report shall not be reproduced except in full, without the written approval of UL Verification Services Inc.

Band

Band 2

REL99

High Frequency Substitution Measurement
UL Verification Services, Inc.

Company:	Samsung
Project #:	15I20557
Date:	4/22/2015
Test Engineer:	R. Alegre
Configuration:	EUT Only
Location:	Chamber C
Mode:	Rel99 B2

Test Equipment:
Receiving: Horn T119, and Chamber C SMA Cables
Substitution: Horn T59 Substitution, 4ft SMA Cable Warehouse

f MHz	SG reading (dBm)	Ant. Pol. (H/V)	Cable Loss (dB)	Antenna Gain (dBi)	EIRP (dBm)	Limit (dBm)	Margin (dB)	Notes
Low Ch								
1852.40	8.03	V	0.9	8.0	15.14	33.0	-17.9	
1852.40	16.76	H	0.9	8.0	23.87	33.0	-9.1	
Mid Ch								
1880.00	8.00	V	0.9	8.0	15.11	33.0	-17.9	
1880.00	15.40	H	0.9	8.0	22.51	33.0	-10.5	
High Ch								
1907.60	8.16	V	0.9	8.0	15.27	33.0	-17.7	
1907.60	15.32	H	0.9	8.0	22.43	33.0	-10.6	

Rev. 3.17.11
Note: For Band 4 EIRP limit is 30dBm

UL VERIFICATION SERVICES INC. FORM NO: CCSUP4701I
47173 BENICIA STREET, FREMONT, CA 94538, USA TEL: (510) 771-1000 FAX: (510) 661-0888

This report shall not be reproduced except in full, without the written approval of UL Verification Services Inc.

Band

Band 5

HSDPA

High Frequency Substitution Measurement
UL Verification Services, Inc.

Company: Samsung
Project #: 15I20557
Date: 04/21/15
Test Engineer: R. Alegre
Configuration: EUT only (2096080 and 2096082)
Mode: WCDMA Band 5 HSDPA

Test Equipment:
Receiving: Sunol T185, and 3m Chamber C N-type Cable
Substitution: Dipole T273, 4ft SMA Cable Warehouse.

f MHz	SG reading (dBm)	Ant. Pol. (H/V)	Cable Loss (dB)	Antenna Gain (dBd)	ERP (dBm)	Limit (dBm)	Margin (dB)	Notes
Low Ch								
826.40	8.08	V	0.9	0.0	7.23	38.5	-31.2	
826.40	16.82	H	0.9	0.0	15.97	38.5	-22.5	
Mid Ch								
836.60	8.07	V	0.9	0.0	7.22	38.5	-31.2	
836.60	16.46	H	0.9	0.0	15.61	38.5	-22.8	
High Ch								
846.60	8.81	V	0.9	0.0	7.96	38.5	-30.5	
846.60	16.98	H	0.9	0.0	16.13	38.5	-22.3	

Rev. 3.17.11
Note: For Band 13/17 ERP limit is 34.77dBm; For Band 26 limit is 50dBm

UL VERIFICATION SERVICES INC. FORM NO: CCSUP4701I
47173 BENICIA STREET, FREMONT, CA 94538, USA TEL: (510) 771-1000 FAX: (510) 661-0888

This report shall not be reproduced except in full, without the written approval of UL Verification Services Inc.

Band

Band 5

REL99

High Frequency Substitution Measurement
UL Verification Services, Inc.

Company: Samsung
Project #: 15I20557
Date: 04/21/15
Test Engineer: R. Alegre
Configuration: EUT only (2096080 and 2096082)
Mode: REL99 B5 FUND

Test Equipment:
Receiving: Sunol T185, and 3m Chamber C N-type Cable
Substitution: Dipole T273, 4ft SMA Cable Warehouse.

f MHz	SG reading (dBm)	Ant. Pol. (H/V)	Cable Loss (dB)	Antenna Gain (dBd)	ERP (dBm)	Limit (dBm)	Margin (dB)	Notes
Low Ch								
826.40	9.07	V	0.9	0.0	8.22	38.5	-30.2	
826.40	17.76	H	0.9	0.0	16.91	38.5	-21.5	
Mid Ch								
836.60	9.03	V	0.9	0.0	8.18	38.5	-30.3	
836.60	17.46	H	0.9	0.0	16.61	38.5	-21.8	
High Ch								
846.60	9.76	V	0.9	0.0	8.91	38.5	-29.5	
846.60	17.49	H	0.9	0.0	16.64	38.5	-21.8	

Rev. 3.17.11
Note: For Band 13/17 ERP limit is 34.77dBm; For Band 26 limit is 50dBm

UL VERIFICATION SERVICES INC. FORM NO: CCSUP4701I
47173 BENICIA STREET, FREMONT, CA 94538, USA TEL: (510) 771-1000 FAX: (510) 661-0888

This report shall not be reproduced except in full, without the written approval of UL Verification Services Inc.

Band

GSM1900

EGPRS

High Frequency Substitution Measurement
UL Verification Services, Inc.

Company: Samsung
Project #: 15I20557
Date: 4/22/2015
Test Engineer: R. Alegre
Configuration: EUT only
Mode: EGPRS 1900

Test Equipment:
Receiving: Horn T119, and Chamber C SMA Cables
Substitution: Horn T59 Substitution, 4ft SMA Cable Warehouse

f MHz	SG reading (dBm)	Ant. Pol. (H/V)	Cable Loss (dB)	Antenna Gain (dBi)	EIRP (dBm)	Limit (dBm)	Margin (dB)	Notes
Low Ch								
1850.20	12.06	V	0.9	8.0	19.22	33.0	-13.8	
1850.20	21.75	H	0.9	8.0	28.91	33.0	-4.1	
Mid Ch								
1880.00	12.77	V	0.9	8.0	19.93	33.0	-13.1	
1880.00	20.21	H	0.9	8.0	27.37	33.0	-5.6	
High Ch								
1909.80	12.66	V	0.9	8.0	19.82	33.0	-13.2	
1909.80	19.52	H	0.9	8.0	26.68	33.0	-6.3	

Rev. 3.17.11
Note: For Band 4 EIRP limit is 30dBm

UL VERIFICATION SERVICES INC. FORM NO: CCSUP4701I
47173 BENICIA STREET, FREMONT, CA 94538, USA TEL: (510) 771-1000 FAX: (510) 661-0888

This report shall not be reproduced except in full, without the written approval of UL Verification Services Inc.

Band

GSM1900

GPRS

High Frequency Substitution Measurement
UL Verification Services, Inc.

Company: Samsung
Project #: 15I20557
Date: 4/22/2015
Test Engineer: R. Alegre
Configuration: EUT only
Mode: GPRS 1900

Test Equipment:
Receiving: Horn T119, and Chamber C SMA Cables
Substitution: Horn T59 Substitution, 4ft SMA Cable Warehouse

f MHz	SG reading (dBm)	Ant. Pol. (H/V)	Cable Loss (dB)	Antenna Gain (dBi)	EIRP (dBm)	Limit (dBm)	Margin (dB)	Notes
Low Ch								
1850.20	15.59	V	0.9	8.0	22.75	33.0	-10.3	
1850.20	24.64	H	0.9	8.0	31.80	33.0	-1.2	
Mid Ch								
1880.00	15.41	V	0.9	8.0	22.57	33.0	-10.4	
1880.00	22.94	H	0.9	8.0	30.10	33.0	-2.9	
High Ch								
1909.80	15.69	V	0.9	8.0	22.85	33.0	-10.2	
1909.80	22.17	H	0.9	8.0	29.33	33.0	-3.7	

Rev. 3.17.11
Note: For Band 4 EIRP limit is 30dBm

UL VERIFICATION SERVICES INC. FORM NO: CCSUP4701I
47173 BENICIA STREET, FREMONT, CA 94538, USA TEL: (510) 771-1000 FAX: (510) 661-0888

This report shall not be reproduced except in full, without the written approval of UL Verification Services Inc.

10.6. FIELD STRENGTH OF SPURIOUS RADIATION

RULE PART(S)

FCC: §2.1053, §22.917, §24.238, §27.53 and §90.691

LIMIT

The power of any emission outside of the authorized operating frequency ranges must be attenuated below the transmitting power (P) by a factor of at least 43 + 10 log (P) dB.

Part 27: (m)(4) (4) For mobile digital stations, the attenuation factor shall be not less than 40 + 10 log (P) dB on all frequencies between the channel edge and 5 megahertz from the channel edge, 43 + 10 log (P) dB on all frequencies between 5 megahertz and X megahertz from the channel edge, and 55 + 10 log (P) dB on all frequencies more than X megahertz from the channel edge, where X is the greater of 6 megahertz or the actual emission bandwidth as defined in paragraph (m)(6) of this section. In addition, the attenuation factor shall not be less that 43 + 10 log (P) dB on all frequencies between 2490.5 MHz and 2496 MHz and 55 + 10 log (P) dB at or below 2490.5 MHz. Mobile Satellite Service licensees operating on frequencies below 2495 MHz may also submit a documented interference complaint against BRS licensees operating on channel BRS Channel 1 on the same terms and conditions as adjacent channel BRS or EBS licensees.

UL VERIFICATION SERVICES INC. FORM NO: CCSUP4701I
47173 BENICIA STREET, FREMONT, CA 94538, USA TEL: (510) 771-1000 FAX: (510) 661-0888

This report shall not be reproduced except in full, without the written approval of UL Verification Services Inc.

TEST PROCEDURE

For Cellular equipment - Compliance with these rules is based on the use of measurement instrumentation employing a resolution bandwidth of 100 kHz or greater. In the 1 MHz bands immediately outside and adjacent to the frequency block a resolution bandwidth of at least one percent of the emission bandwidth of the fundamental emission of the transmitter may be employed. A narrower resolution bandwidth is permitted in all cases to improve measurement accuracy provided the measured power is integrated over the full required measurement bandwidth (i.e. 100 kHz or 1 percent of emission bandwidth, as specified). The emission bandwidth is defined as the width of the signal between two points, one below the carrier center frequency and one above the carrier center frequency, outside of which all emissions are attenuated at least 26 dB below the transmitter power.

For PCS equipment - Compliance with these rules is based on the use of measurement instrumentation employing a resolution bandwidth of 1 MHz or greater. However, in the 1 MHz bands immediately outside and adjacent to the frequency block a resolution bandwidth of at least one percent of the emission bandwidth of the fundamental emission of the transmitter may be employed. A narrower resolution bandwidth is permitted in all cases to improve measurement accuracy provided the measured power is integrated over the full required measurement bandwidth (i.e. 1 MHz or 1 percent of emission bandwidth, as specified). The emission bandwidth is defined as the width of the signal between two points, one below the carrier center frequency and one above the carrier center frequency, outside of which all emissions are attenuated at least 26 dB below the transmitter power.

MODES TESTED

GSM, WCDMA, and LTE

RESULTS

UL VERIFICATION SERVICES INC. FORM NO: CCSUP4701I
47173 BENICIA STREET, FREMONT, CA 94538, USA TEL: (510) 771-1000 FAX: (510) 661-0888

This report shall not be reproduced except in full, without the written approval of UL Verification Services Inc.

10.6.1. SPURIOUS RADIATION DATA

UL Verification Services
Above 1GHz High Frequency Substitution Measurement

Company: Samsung
Project #: 15I20557
Date: 04/22/15
Test Engineer: R. Alegre
Configuration: X-pos EUT/AC Charger/Headset
Mode: LTE band 41, 20MHz BW 16QAM HARM

Chamber	Pre-amplifer	Filter	Limit
3m Chamber	T145 8449B	Filter 1	Part 27

Band
LTE41
20MHz
16QAM

f GHz	SG reading (dBm)	Ant. Pol. (H/V)	Distance (m)	Preamp (dB)	Filter (dB)	ERP (dBm)	Limit (dBm)	Delta (dB)	Notes
Low Ch, (2565 MHz)									
5.130	-17.4	V	3.0	35.5	1.0	-51.9	-25.0	-26.9	
7.695	-12.6	V	3.0	35.7	1.0	-47.3	-25.0	-22.3	
10.260	-10.5	V	3.0	36.0	1.0	-45.5	-25.0	-20.5	
5.130	-17.0	H	3.0	35.5	1.0	-51.4	-25.0	-26.4	
7.695	-10.1	H	3.0	35.7	1.0	-44.9	-25.0	-19.9	
10.260	-10.0	H	3.0	36.0	1.0	-45.0	-25.0	-20.0	
Mid Ch, (2593 MHz)									
5.186	-17.2	V	3.0	35.4	1.0	-51.6	-25.0	-26.6	
7.779	-12.2	V	3.0	35.8	1.0	-47.0	-25.0	-22.0	
10.372	-10.3	V	3.0	35.8	1.0	-45.1	-25.0	-20.1	
5.186	-17.2	H	3.0	35.4	1.0	-51.6	-25.0	-26.6	
7.779	-11.2	H	3.0	35.8	1.0	-45.9	-25.0	-20.9	
10.372	-9.7	H	3.0	35.8	1.0	-44.6	-25.0	-19.6	
High Ch, (2625 MHz)									
5.250	-17.0	V	3.0	35.4	1.0	-51.5	-25.0	-26.5	
7.875	-12.1	V	3.0	35.8	1.0	-46.9	-25.0	-21.9	
10.500	-9.8	V	3.0	35.7	1.0	-44.5	-25.0	-19.5	
5.250	-15.1	H	3.0	35.4	1.0	-49.6	-25.0	-24.6	
7.875	-11.2	H	3.0	35.8	1.0	-46.0	-25.0	-21.0	
10.500	-9.6	H	3.0	35.7	1.0	-44.3	-25.0	-19.3	

Rev. 03.03.09

UL VERIFICATION SERVICES INC. FORM NO: CCSUP4701I
47173 BENICIA STREET, FREMONT, CA 94538, USA TEL: (510) 771-1000 FAX: (510) 661-0888

This report shall not be reproduced except in full, without the written approval of UL Verification Services Inc.

UL Verification Services
Above 1GHz High Frequency Substitution Measurement

Company: Samsung
Project #: 15I20557
Date: 04/22/15
Test Engineer: R. Alegre
Configuration: X-pos EUT/AC Charger/Headset
Mode: LTE band 41, 20MHz BW QPSK HARM

Chamber	Pre-amplifer	Filter	Limit
3m Chamber	T145 8449B	Filter 1	Part 27

Band
LTE41
20MHz
QPSK

f GHz	SG reading (dBm)	Ant. Pol. (H/V)	Distance (m)	Preamp (dB)	Filter (dB)	ERP (dBm)	Limit (dBm)	Delta (dB)	Notes
Low Ch, (2565 MHz)									
5.130	-17.1	V	3.0	35.5	1.0	-51.5	-25.0	-26.5	
7.695	-11.8	V	3.0	35.7	1.0	-46.5	-25.0	-21.5	
10.260	-10.0	V	3.0	36.0	1.0	-45.1	-25.0	-20.1	
5.130	-16.4	H	3.0	35.5	1.0	-50.9	-25.0	-25.9	
7.695	-10.1	H	3.0	35.7	1.0	-44.9	-25.0	-19.9	
10.260	-9.7	H	3.0	36.0	1.0	-44.7	-25.0	-19.7	
Mid Ch, (2593 MHz)									
5.186	-16.6	V	3.0	35.4	1.0	-51.0	-25.0	-26.0	
7.779	-11.5	V	3.0	35.8	1.0	-46.3	-25.0	-21.3	
10.372	-9.8	V	3.0	35.8	1.0	-44.6	-25.0	-19.6	
5.186	-16.5	H	3.0	35.4	1.0	-51.0	-25.0	-26.0	
7.779	-10.7	H	3.0	35.8	1.0	-45.4	-25.0	-20.4	
10.372	-9.4	H	3.0	35.8	1.0	-44.2	-25.0	-19.2	
High Ch, (2625 MHz)									
5.250	-16.6	V	3.0	35.4	1.0	-51.1	-25.0	-26.1	
7.875	-11.9	V	3.0	35.8	1.0	-46.7	-25.0	-21.7	
10.500	-9.6	V	3.0	35.7	1.0	-44.3	-25.0	-19.3	
5.250	-15.4	H	3.0	35.4	1.0	-49.8	-25.0	-24.8	
7.875	-10.9	H	3.0	35.8	1.0	-45.7	-25.0	-20.7	
10.500	-10.0	H	3.0	35.7	1.0	-44.7	-25.0	-19.7	

Rev. 03.03.09

UL VERIFICATION SERVICES INC. FORM NO: CCSUP4701I
47173 BENICIA STREET, FREMONT, CA 94538, USA TEL: (510) 771-1000 FAX: (510) 661-0888

This report shall not be reproduced except in full, without the written approval of UL Verification Services Inc.

UL Verification Services
Above 1GHz High Frequency Substitution Measurement

Company: Samsung
Project #: 15I20557
Date: 04/22/15
Test Engineer: R. Alegre
Configuration: X-pos EUT/AC Charger/Headset
Mode: TX, LTE band 41, 15MHz, 16QAM

Chamber	Pre-amplifer	Filter	Limit
3m Chamber	T145 8449B	Filter 1	Part 27

Band

LTE41

15MHz

16QAM

f GHz	SG reading (dBm)	Ant. Pol. (H/V)	Distance (m)	Preamp (dB)	Filter (dB)	EIRP (dBm)	Limit (dBm)	Delta (dB)	Notes
Low Ch, (2562.5 MHz)									
5.125	-17.9	V	3.0	35.5	1.0	-52.3	-25.0	-27.3	
7.688	-12.4	V	3.0	35.7	1.0	-47.1	-25.0	-22.1	
10.250	-10.4	V	3.0	36.0	1.0	-45.4	-25.0	-20.4	
5.125	-16.8	H	3.0	35.5	1.0	-51.2	-25.0	-26.2	
7.688	-10.7	H	3.0	35.7	1.0	-45.4	-25.0	-20.4	
10.250	-10.0	H	3.0	36.0	1.0	-45.0	-25.0	-20.0	
Mid Ch, (2593 MHz)									
5.186	-17.0	V	3.0	35.4	1.0	-51.5	-25.0	-26.5	
7.779	-12.3	V	3.0	35.8	1.0	-47.0	-25.0	-22.0	
10.372	-10.6	V	3.0	35.8	1.0	-45.5	-25.0	-20.5	
5.186	-16.3	H	3.0	35.4	1.0	-50.7	-25.0	-25.7	
7.779	-11.0	H	3.0	35.8	1.0	-45.7	-25.0	-20.7	
10.372	-9.9	H	3.0	35.8	1.0	-44.8	-25.0	-19.8	
High Ch, (2627.5 MHz)									
5.255	-16.2	V	3.0	35.4	1.0	-50.7	-25.0	-25.7	
7.883	-12.1	V	3.0	35.8	1.0	-46.9	-25.0	-21.9	
10.510	-10.0	V	3.0	35.7	1.0	-44.7	-25.0	-19.7	
5.255	-16.2	H	3.0	35.4	1.0	-50.7	-25.0	-25.7	
7.883	-11.8	H	3.0	35.8	1.0	-46.6	-25.0	-21.6	
10.510	-9.7	H	3.0	35.7	1.0	-44.4	-25.0	-19.4	

Rev. 03.03.09

UL VERIFICATION SERVICES INC. FORM NO: CCSUP4701I
47173 BENICIA STREET, FREMONT, CA 94538, USA TEL: (510) 771-1000 FAX: (510) 661-0888

This report shall not be reproduced except in full, without the written approval of UL Verification Services Inc.

UL Verification Services
Above 1GHz High Frequency Substitution Measurement

Company: Samsung
Project #: 15I20557
Date: 04/22/15
Test Engineer: R. Alegre
Configuration: X-pos EUT/AC Charger/Headset
Mode: TX, LTE band 41, 15MHz, QPSK

Chamber	Pre-amplifer	Filter	Limit
3m Chamber	T145 8449B	Filter 1	Part 27

Band: LTE41, 15MHz, QPSK

f GHz	SG reading (dBm)	Ant. Pol. (H/V)	Distance (m)	Preamp (dB)	Filter (dB)	EIRP (dBm)	Limit (dBm)	Delta (dB)	Notes
Low Ch, (2562.5 MHz)									
5.125	-17.2	V	3.0	35.5	1.0	-51.6	-25.0	-26.6	
7.688	-11.9	V	3.0	35.7	1.0	-46.6	-25.0	-21.6	
10.250	-10.1	V	3.0	36.0	1.0	-45.2	-25.0	-20.2	
5.125	-16.8	H	3.0	35.5	1.0	-51.3	-25.0	-26.3	
7.688	-10.2	H	3.0	35.7	1.0	-44.9	-25.0	-19.9	
10.250	-10.0	H	3.0	36.0	1.0	-45.0	-25.0	-20.0	
Mid Ch, (2593 MHz)									
5.186	-16.6	V	3.0	35.4	1.0	-51.0	-25.0	-26.0	
7.779	-11.6	V	3.0	35.8	1.0	-46.3	-25.0	-21.3	
10.372	-10.1	V	3.0	35.8	1.0	-45.0	-25.0	-20.0	
5.186	-16.4	H	3.0	35.4	1.0	-50.8	-25.0	-25.8	
7.779	-10.1	H	3.0	35.8	1.0	-44.9	-25.0	-19.9	
10.372	-9.7	H	3.0	35.8	1.0	-44.5	-25.0	-19.5	
High Ch, (2627.5 MHz)									
5.255	-16.5	V	3.0	35.4	1.0	-50.9	-25.0	-25.9	
7.883	-11.7	V	3.0	35.8	1.0	-46.5	-25.0	-21.5	
10.510	-9.4	V	3.0	35.7	1.0	-44.1	-25.0	-19.1	
5.255	-15.6	H	3.0	35.4	1.0	-50.0	-25.0	-25.0	
7.883	-11.1	H	3.0	35.8	1.0	-45.9	-25.0	-20.9	
10.510	-10.1	H	3.0	35.7	1.0	-44.7	-25.0	-19.7	

Rev. 03.03.09

UL VERIFICATION SERVICES INC. FORM NO: CCSUP4701I
47173 BENICIA STREET, FREMONT, CA 94538, USA TEL: (510) 771-1000 FAX: (510) 661-0888

This report shall not be reproduced except in full, without the written approval of UL Verification Services Inc.

UL Verification Services
Above 1GHz High Frequency Substitution Measurement

Company: Samsung
Project #: 15I20557
Date: 04/17/15
Test Engineer: David Mun
Configuration: X-pos EUT/AC Charger/Headset
Mode: TX, LTE band 41, 10MHz, 16QAM

Chamber	Pre-amplifer	Filter	Limit
3m Chamber	T145 8449B	Filter 1	Part 27

Band
LTE41
10MHz
16QAM

f GHz	SG reading (dBm)	Ant. Pol. (H/V)	Distance (m)	Preamp (dB)	Filter (dB)	EIRP (dBm)	Limit (dBm)	Delta (dB)	Notes
Low Ch, (2560 MHz)									
5.120	-7.0	V	3.0	35.5	1.0	-41.4	-25.0	-16.4	
7.680	-5.3	V	3.0	35.7	1.0	-40.1	-25.0	-15.1	
10.240	-10.6	V	3.0	36.0	1.0	-45.6	-25.0	-20.6	
5.120	-8.9	H	3.0	35.5	1.0	-43.4	-25.0	-18.4	
7.680	-1.8	H	3.0	35.7	1.0	-36.5	-25.0	-11.5	
10.240	-12.4	H	3.0	36.0	1.0	-47.4	-25.0	-22.4	
Mid Ch, (2593 MHz)									
5.186	-8.1	V	3.0	35.4	1.0	-42.5	-25.0	-17.5	
7.779	-5.6	V	3.0	35.8	1.0	-40.4	-25.0	-15.4	
10.372	-11.1	V	3.0	35.8	1.0	-46.0	-25.0	-21.0	
5.186	-7.2	H	3.0	35.4	1.0	-41.6	-25.0	-16.6	
7.779	-3.3	H	3.0	35.8	1.0	-38.1	-25.0	-13.1	
10.372	-13.4	H	3.0	35.8	1.0	-48.3	-25.0	-23.3	
High Ch, (2630 MHz)									
5.260	-8.5	V	3.0	35.4	1.0	-43.0	-25.0	-18.0	
7.890	-3.8	V	3.0	35.8	1.0	-38.6	-25.0	-13.6	
10.520	-11.5	V	3.0	35.7	1.0	-46.2	-25.0	-21.2	
5.260	-9.6	H	3.0	35.4	1.0	-44.0	-25.0	-19.0	
7.890	-5.5	H	3.0	35.8	1.0	-40.3	-25.0	-15.3	
10.520	-11.1	H	3.0	35.7	1.0	-45.8	-25.0	-20.8	

Rev. 03.03.09

UL VERIFICATION SERVICES INC. FORM NO: CCSUP4701I
47173 BENICIA STREET, FREMONT, CA 94538, USA TEL: (510) 771-1000 FAX: (510) 661-0888

This report shall not be reproduced except in full, without the written approval of UL Verification Services Inc.

UL Verification Services
Above 1GHz High Frequency Substitution Measurement

Company: Samsung
Project #: 15I20557
Date: 04/17/15
Test Engineer: David Mun
Configuration: X-pos EUT/AC Charger/Headset
Mode: TX, LTE band 41, 10MHz, QPSK

Chamber	Pre-amplifer	Filter	Limit
3m Chamber	T145 8449B	Filter 1	Part 27

Band
LTE41
10MHz
QPSK

f GHz	SG reading (dBm)	Ant. Pol. (H/V)	Distance (m)	Preamp (dB)	Filter (dB)	EIRP (dBm)	Limit (dBm)	Delta (dB)	Notes
Low Ch, (2560 MHz)									
5.120	-6.5	V	3.0	35.5	1.0	-41.0	-25.0	-16.0	
7.680	-4.8	V	3.0	35.7	1.0	-39.6	-25.0	-14.6	
10.240	-10.2	V	3.0	36.0	1.0	-45.2	-25.0	-20.2	
5.120	-8.5	H	3.0	35.5	1.0	-43.0	-25.0	-18.0	
7.680	-1.8	H	3.0	35.7	1.0	-36.6	-25.0	-11.6	
10.240	-10.6	H	3.0	36.0	1.0	-45.6	-25.0	-20.6	
Mid Ch, (2593 MHz)									
5.186	-7.1	V	3.0	35.4	1.0	-41.6	-25.0	-16.6	
7.779	-5.0	V	3.0	35.8	1.0	-39.7	-25.0	-14.7	
10.372	-10.5	V	3.0	35.8	1.0	-45.4	-25.0	-20.4	
5.186	-7.5	H	3.0	35.4	1.0	-41.9	-25.0	-16.9	
7.779	-2.4	H	3.0	35.8	1.0	-37.2	-25.0	-12.2	
10.372	-12.7	H	3.0	35.8	1.0	-47.5	-25.0	-22.5	
High Ch, (2630 MHz)									
5.260	-8.1	V	3.0	35.4	1.0	-42.6	-25.0	-17.6	
7.890	-2.8	V	3.0	35.8	1.0	-37.6	-25.0	-12.6	
10.520	-10.8	V	3.0	35.7	1.0	-45.4	-25.0	-20.4	
5.260	-8.8	H	3.0	35.4	1.0	-43.2	-25.0	-18.2	
7.890	-5.1	H	3.0	35.8	1.0	-39.9	-25.0	-14.9	
10.520	-10.5	H	3.0	35.7	1.0	-45.2	-25.0	-20.2	

Rev. 03.03.09

UL VERIFICATION SERVICES INC. FORM NO: CCSUP4701I
47173 BENICIA STREET, FREMONT, CA 94538, USA TEL: (510) 771-1000 FAX: (510) 661-0888

This report shall not be reproduced except in full, without the written approval of UL Verification Services Inc.

UL Verification Services
Above 1GHz High Frequency Substitution Measurement

Company: Samsung
Project #: 15I20557
Date: 04/17/15
Test Engineer: David Mun
Configuration: X-pos EUT/AC Charger/Headset
Mode: TX, LTE band 41, 5MHz, 16QAM

Chamber	Pre-amplifer	Filter	Limit
3m Chamber	T145 8449B	Filter 1	Part 27

Band
LTE41
5MHz
16QAM

f GHz	SG reading (dBm)	Ant. Pol. (H/V)	Distance (m)	Preamp (dB)	Filter (dB)	EIRP (dBm)	Limit (dBm)	Delta (dB)	Notes
Low Ch, (2557.5 MHz)									
5.115	-7.9	V	3.0	35.5	1.0	-42.4	-25.0	-17.4	
7.673	-5.3	V	3.0	35.7	1.0	-40.1	-25.0	-15.1	
10.230	-12.7	V	3.0	36.0	1.0	-47.7	-25.0	-22.7	
5.115	-5.9	H	3.0	35.5	1.0	-40.4	-25.0	-15.4	
7.673	-5.9	H	3.0	35.7	1.0	-40.6	-25.0	-15.6	
10.230	-8.9	H	3.0	36.0	1.0	-43.9	-25.0	-18.9	
Mid Ch, (2593 MHz)									
5.186	-7.0	V	3.0	35.4	1.0	-41.4	-25.0	-16.4	
7.779	-3.7	V	3.0	35.8	1.0	-38.5	-25.0	-13.5	
10.372	-11.0	V	3.0	35.8	1.0	-45.9	-25.0	-20.9	
5.186	-5.9	H	3.0	35.4	1.0	-40.3	-25.0	-15.3	
7.779	-3.6	H	3.0	35.8	1.0	-38.4	-25.0	-13.4	
10.372	-10.9	H	3.0	35.8	1.0	-45.7	-25.0	-20.7	
High Ch, (2632.5 MHz)									
5.265	-7.1	V	3.0	35.4	1.0	-41.6	-25.0	-16.6	
7.898	-4.5	V	3.0	35.8	1.0	-39.3	-25.0	-14.3	
10.530	-10.6	V	3.0	35.7	1.0	-45.3	-25.0	-20.3	
5.265	-5.2	H	3.0	35.4	1.0	-39.6	-25.0	-14.6	
7.898	-3.2	H	3.0	35.8	1.0	-38.0	-25.0	-13.0	
10.530	-9.0	H	3.0	35.7	1.0	-43.7	-25.0	-18.7	

Rev. 03.03.09
Note: No other emissions were detected above the system noise floor.

UL VERIFICATION SERVICES INC. FORM NO: CCSUP4701I
47173 BENICIA STREET, FREMONT, CA 94538, USA TEL: (510) 771-1000 FAX: (510) 661-0888

This report shall not be reproduced except in full, without the written approval of UL Verification Services Inc.

UL Verification Services
Above 1GHz High Frequency Substitution Measurement

Company: Samsung
Project #: 15I20557
Date: 04/17/15
Test Engineer: David Mun
Configuration: X-pos EUT/AC Charger/Headset
Mode: TX, LTE band 41, 5MHz, QPSK

Chamber	Pre-amplifer	Filter	Limit
3m Chamber	T145 8449B	Filter 1	Part 27

Band
LTE41
5MHz
QPSK

f GHz	SG reading (dBm)	Ant. Pol. (H/V)	Distance (m)	Preamp (dB)	Filter (dB)	EIRP (dBm)	Limit (dBm)	Delta (dB)	Notes
Low Ch, (2557.5 MHz)									
5.115	-8.8	V	3.0	35.5	1.0	-43.3	-25.0	-18.3	
7.673	-12.3	V	3.0	35.7	1.0	-47.1	-25.0	-22.1	
10.230	-12.3	V	3.0	36.0	1.0	-47.3	-25.0	-22.3	
5.115	-8.6	H	3.0	35.5	1.0	-43.1	-25.0	-18.1	
7.673	-8.9	H	3.0	35.7	1.0	-43.6	-25.0	-18.6	
10.230	-7.9	H	3.0	36.0	1.0	-42.9	-25.0	-17.9	
Mid Ch, (2593 MHz)									
5.186	-9.2	V	3.0	35.4	1.0	-43.6	-25.0	-18.6	
7.779	-8.6	V	3.0	35.8	1.0	-43.4	-25.0	-18.4	
10.372	-11.5	V	3.0	35.8	1.0	-46.4	-25.0	-21.4	
5.186	-9.5	H	3.0	35.4	1.0	-44.0	-25.0	-19.0	
7.779	-10.1	H	3.0	35.8	1.0	-44.9	-25.0	-19.9	
10.372	-10.2	H	3.0	35.8	1.0	-45.1	-25.0	-20.1	
High Ch, (2632.5 MHz)									
5.265	-7.9	V	3.0	35.4	1.0	-42.4	-25.0	-17.4	
7.898	-6.6	V	3.0	35.8	1.0	-41.4	-25.0	-16.4	
10.530	-10.2	V	3.0	35.7	1.0	-44.9	-25.0	-19.9	
5.265	-10.5	H	3.0	35.4	1.0	-44.9	-25.0	-19.9	
7.898	-6.5	H	3.0	35.8	1.0	-41.3	-25.0	-16.3	
10.530	-7.8	H	3.0	35.7	1.0	-42.5	-25.0	-17.5	

Rev. 03.03.09
Note: No other emissions were detected above the system noise floor.

UL VERIFICATION SERVICES INC. FORM NO: CCSUP4701I
47173 BENICIA STREET, FREMONT, CA 94538, USA TEL: (510) 771-1000 FAX: (510) 661-0888

This report shall not be reproduced except in full, without the written approval of UL Verification Services Inc.

UL Verification Services, Inc.
Above 1GHz High Frequency Substitution Measurement

Company: Samsung
Project #: 15I20557
Date: 04/16/15
Test Engineer: David Mun
Configuration: EUT w/ AC Charger + HS
Mode: HSDPA_B2

Chamber	Pre-amplifer	Filter	Limit
3m Chamber	T34 8449B	Filter 1	Part 24

Band

Band 2

HSDPA

f GHz	SG reading (dBm)	Ant. Pol. (H/V)	Distance (m)	Preamp (dB)	Filter (dB)	EIRP (dBm)	Limit (dBm)	Delta (dB)	Notes
Low Ch, 1852.4MHz									
3.705	-20.3	V	3.0	35.4	1.0	-54.7	-13.0	-41.7	
5.557	-17.0	V	3.0	34.7	1.0	-50.7	-13.0	-37.7	
7.410	-18.8	V	3.0	34.9	1.0	-52.7	-13.0	-39.7	
3.705	-23.1	H	3.0	35.4	1.0	-57.5	-13.0	-44.5	
5.557	-18.5	H	3.0	34.7	1.0	-52.3	-13.0	-39.3	
7.410	-17.6	H	3.0	34.9	1.0	-51.5	-13.0	-38.5	
Mid Ch, 1880MHz									
3.760	-20.1	V	3.0	35.3	1.0	-54.4	-13.0	-41.4	
5.640	-19.3	V	3.0	34.7	1.0	-53.1	-13.0	-40.1	
7.520	-18.9	V	3.0	34.9	1.0	-52.8	-13.0	-39.8	
3.760	-21.1	H	3.0	35.3	1.0	-55.4	-13.0	-42.4	
5.640	-20.3	H	3.0	34.7	1.0	-54.0	-13.0	-41.0	
7.520	-18.6	H	3.0	34.9	1.0	-52.5	-13.0	-39.5	
High Ch, 1907.6MHz									
3.815	-20.5	V	3.0	35.3	1.0	-54.8	-13.0	-41.8	
5.723	-17.6	V	3.0	34.7	1.0	-51.3	-13.0	-38.3	
7.630	-18.6	V	3.0	34.9	1.0	-52.6	-13.0	-39.6	
3.815	-18.8	H	3.0	35.3	1.0	-53.1	-13.0	-40.1	
5.723	-15.1	H	3.0	34.7	1.0	-48.8	-13.0	-35.8	
7.630	-16.1	H	3.0	34.9	1.0	-50.1	-13.0	-37.1	

UL VERIFICATION SERVICES INC. FORM NO: CCSUP4701I
47173 BENICIA STREET, FREMONT, CA 94538, USA TEL: (510) 771-1000 FAX: (510) 661-0888

This report shall not be reproduced except in full, without the written approval of UL Verification Services Inc.

UL Verification Services, Inc.
Above 1GHz High Frequency Substitution Measurement

Company: Samsung
Project #: 15I20557
Date: 04/16/15
Test Engineer: D Mun
Configuration: EUT w/ AC Charger + HS
Mode: Rel99_B2

Chamber	Pre-amplifer	Filter	Limit
3m Chamber	T34 8449B	Filter 1	Part 24

Band

Band 2

REL99

f GHz	SG reading (dBm)	Ant. Pol. (H/V)	Distance (m)	Preamp (dB)	Filter (dB)	EIRP (dBm)	Limit (dBm)	Delta (dB)	Notes
Low Ch, 1852.4MHz									
3.705	-21.1	V	3.0	35.4	1.0	-55.5	-13.0	-42.5	
5.557	-18.9	V	3.0	34.7	1.0	-52.6	-13.0	-39.6	
7.410	-20.2	V	3.0	34.9	1.0	-54.1	-13.0	-41.1	
3.705	-21.7	H	3.0	35.4	1.0	-56.1	-13.0	-43.1	
5.557	-17.5	H	3.0	34.7	1.0	-51.3	-13.0	-38.3	
7.410	-19.3	H	3.0	34.9	1.0	-53.3	-13.0	-40.3	
Mid Ch, 1880MHz									
3.760	-20.1	V	3.0	35.3	1.0	-54.5	-13.0	-41.5	
5.640	-19.8	V	3.0	34.7	1.0	-53.5	-13.0	-40.5	
7.520	-19.3	V	3.0	34.9	1.0	-53.2	-13.0	-40.2	
3.760	-21.5	H	3.0	35.3	1.0	-55.9	-13.0	-42.9	
5.640	-19.7	H	3.0	34.7	1.0	-53.4	-13.0	-40.4	
7.520	-19.1	H	3.0	34.9	1.0	-53.0	-13.0	-40.0	
High Ch, 1907.6MHz									
3.815	-19.9	V	3.0	35.3	1.0	-54.2	-13.0	-41.2	
5.723	-19.7	V	3.0	34.7	1.0	-53.4	-13.0	-40.4	
7.630	-18.1	V	3.0	34.9	1.0	-52.1	-13.0	-39.1	
3.815	-21.3	H	3.0	35.3	1.0	-55.6	-13.0	-42.6	
5.723	-18.5	H	3.0	34.7	1.0	-52.2	-13.0	-39.2	
7.630	-17.8	H	3.0	34.9	1.0	-51.8	-13.0	-38.8	

UL VERIFICATION SERVICES INC. FORM NO: CCSUP4701I
47173 BENICIA STREET, FREMONT, CA 94538, USA TEL: (510) 771-1000 FAX: (510) 661-0888

This report shall not be reproduced except in full, without the written approval of UL Verification Services Inc.

UL Verification Services, Inc.
Above 1GHz High Frequency Substitution Measurement

Company: Samsung
Project #: 15I20557
Date: 04/17/15
Test Engineer: David Mun
Configuration: EUT w/ AC Charger + HS
Mode: HSDPA_B5

Chamber	Pre-amplifer	Filter	Limit
3m Chamber	T34 8449B	Filter 1	Part 22

Band	f GHz	SG reading (dBm)	Ant. Pol. (H/V)	Distance (m)	Preamp (dB)	Filter (dB)	EIRP (dBm)	Limit (dBm)	Delta (dB)	Notes
Band 5	Low Ch, 826.4MHz									
	1.653	-35.7	V	3.0	37.4	1.0	-72.1	-13.0	-59.1	
HSDPA	2.479	-29.4	V	3.0	36.4	1.0	-64.8	-13.0	-51.8	
	3.306	-27.1	V	3.0	35.8	1.0	-61.9	-13.0	-48.9	
	1.653	-34.2	H	3.0	37.4	1.0	-70.6	-13.0	-57.6	
	2.479	-31.7	H	3.0	36.4	1.0	-67.1	-13.0	-54.1	
	3.306	-28.1	H	3.0	35.8	1.0	-62.8	-13.0	-49.8	
	Mid Ch, 836.6MHz									
	1.673	-36.0	V	3.0	37.3	1.0	-72.3	-13.0	-59.3	
	2.510	-29.5	V	3.0	36.4	1.0	-64.9	-13.0	-51.9	
	3.346	-26.8	V	3.0	35.8	1.0	-61.5	-13.0	-48.5	
	1.673	-27.2	H	3.0	37.3	1.0	-63.5	-13.0	-50.5	
	2.510	-25.6	H	3.0	36.4	1.0	-60.9	-13.0	-47.9	
	3.346	-25.0	H	3.0	35.8	1.0	-59.7	-13.0	-46.7	
	High Ch, 846.6MHz									
	1.693	-35.4	V	3.0	37.3	1.0	-71.7	-13.0	-58.7	
	2.540	-29.9	V	3.0	36.3	1.0	-65.2	-13.0	-52.2	
	3.386	-26.5	V	3.0	35.7	1.0	-61.2	-13.0	-48.2	
	1.693	-33.8	H	3.0	37.3	1.0	-70.1	-13.0	-57.1	
	2.540	-31.8	H	3.0	36.3	1.0	-67.1	-13.0	-54.1	
	3.386	-27.5	H	3.0	35.7	1.0	-62.2	-13.0	-49.2	

UL VERIFICATION SERVICES INC. FORM NO: CCSUP4701I
47173 BENICIA STREET, FREMONT, CA 94538, USA TEL: (510) 771-1000 FAX: (510) 661-0888

This report shall not be reproduced except in full, without the written approval of UL Verification Services Inc.

UL Verification Services, Inc.
Above 1GHz High Frequency Substitution Measurement

Company: Samsung
Project #: 15I20557
Date: 04/17/15
Test Engineer: David Mun
Configuration: EUT w/ AC Charger + HS
Mode: REL99_B5

Chamber	Pre-amplifer	Filter	Limit
3m Chamber	T34 8449B	Filter 1	Part 22

Band

Band 5

REL99

f GHz	SG reading (dBm)	Ant. Pol. (H/V)	Distance (m)	Preamp (dB)	Filter (dB)	EIRP (dBm)	Limit (dBm)	Delta (dB)	Notes
Low Ch, 826.4MHz									
1.653	-32.8	V	3.0	37.4	1.0	-69.2	-13.0	-56.2	
2.479	-30.3	V	3.0	36.4	1.0	-65.7	-13.0	-52.7	
3.306	-28.4	V	3.0	35.8	1.0	-63.2	-13.0	-50.2	
1.653	-31.8	H	3.0	37.4	1.0	-68.2	-13.0	-55.2	
2.479	-29.4	H	3.0	36.4	1.0	-64.8	-13.0	-51.8	
3.306	-27.0	H	3.0	35.8	1.0	-61.8	-13.0	-48.8	
Mid Ch, 836.6MHz									
1.673	-31.5	V	3.0	37.3	1.0	-67.8	-13.0	-54.8	
2.510	-28.5	V	3.0	36.4	1.0	-63.8	-13.0	-50.8	
3.346	-27.8	V	3.0	35.8	1.0	-62.5	-13.0	-49.5	
1.673	-32.6	H	3.0	37.3	1.0	-69.0	-13.0	-56.0	
2.510	-31.4	H	3.0	36.4	1.0	-66.8	-13.0	-53.8	
3.346	-29.2	H	3.0	35.8	1.0	-64.0	-13.0	-51.0	
High Ch, 846.6MHz									
1.693	-35.5	V	3.0	37.3	1.0	-71.8	-13.0	-58.8	
2.540	-29.7	V	3.0	36.3	1.0	-65.0	-13.0	-52.0	
3.386	-28.3	V	3.0	35.7	1.0	-63.0	-13.0	-50.0	
1.693	-34.6	H	3.0	37.3	1.0	-70.9	-13.0	-57.9	
2.540	-32.2	H	3.0	36.3	1.0	-67.5	-13.0	-54.5	
3.386	-29.6	H	3.0	35.7	1.0	-64.3	-13.0	-51.3	

UL VERIFICATION SERVICES INC. FORM NO: CCSUP4701I
47173 BENICIA STREET, FREMONT, CA 94538, USA TEL: (510) 771-1000 FAX: (510) 661-0888

This report shall not be reproduced except in full, without the written approval of UL Verification Services Inc.

UL Verification Services, Inc.
Above 1GHz High Frequency Substitution Measurement

Company: Samsung
Project #: 15I20557
Date: 04/16/15
Test Engineer: David Mun
Configuration: EUT w/ AC Adaptor and HS
Mode: EGPRS1900 Harm

Chamber	Pre-amplifer	Filter	Limit
3m Chamber	T34 8449B	Filter 1	Part 24

Band

GSM1900

EGPRS

f GHz	SG reading (dBm)	Ant. Pol. (H/V)	Distance (m)	Preamp (dB)	Filter (dB)	EIRP (dBm)	Limit (dBm)	Delta (dB)	Notes
Low Ch, 1850.2MHz									
3.700	-20.6	V	3.0	35.4	1.0	-55.0	-13.0	-42.0	
5.551	-18.4	V	3.0	34.7	1.0	-52.1	-13.0	-39.1	
7.401	-19.3	V	3.0	34.9	1.0	-53.2	-13.0	-40.2	
3.700	-20.8	H	3.0	35.4	1.0	-55.2	-13.0	-42.2	
5.551	-18.8	H	3.0	34.7	1.0	-52.6	-13.0	-39.6	
7.401	-18.1	H	3.0	34.9	1.0	-52.0	-13.0	-39.0	
Mid Ch, 1880.0MHz									
3.760	-20.5	V	3.0	35.3	1.0	-54.9	-13.0	-41.9	
5.640	-18.6	V	3.0	34.7	1.0	-52.4	-13.0	-39.4	
7.520	-19.8	V	3.0	34.9	1.0	-53.8	-13.0	-40.8	
3.760	-21.8	H	3.0	35.3	1.0	-56.1	-13.0	-43.1	
5.640	-18.5	H	3.0	34.7	1.0	-52.2	-13.0	-39.2	
7.520	-19.1	H	3.0	34.9	1.0	-53.0	-13.0	-40.0	
High Ch, 1909.8MHz									
3.820	-20.1	V	3.0	35.3	1.0	-54.4	-13.0	-41.4	
5.729	-18.4	V	3.0	34.7	1.0	-52.1	-13.0	-39.1	
7.639	-18.7	V	3.0	35.0	1.0	-52.6	-13.0	-39.6	
3.820	-21.4	H	3.0	35.3	1.0	-55.7	-13.0	-42.7	
5.729	-18.4	H	3.0	34.7	1.0	-52.1	-13.0	-39.1	
7.639	-18.1	H	3.0	35.0	1.0	-52.0	-13.0	-39.0	

UL VERIFICATION SERVICES INC. FORM NO: CCSUP4701I
47173 BENICIA STREET, FREMONT, CA 94538, USA TEL: (510) 771-1000 FAX: (510) 661-0888

This report shall not be reproduced except in full, without the written approval of UL Verification Services Inc.

UL Verification Services, Inc.
Above 1GHz High Frequency Substitution Measurement

Company: Samsung
Project #: 15I20557
Date: 04/16/15
Test Engineer: David Mun
Configuration: EUT w/ AC Adaptor and HS
Mode: GPRS1900 Harm

Chamber	Pre-amplifer	Filter	Limit
3m Chamber	T34 8449B	Filter 1	Part 24

Band

GSM1900

GPRS

f GHz	SG reading (dBm)	Ant. Pol. (H/V)	Distance (m)	Preamp (dB)	Filter (dB)	EIRP (dBm)	Limit (dBm)	Delta (dB)	Notes
Low Ch, 1850.2MHz									
3.700	-20.2	V	3.0	35.4	1.0	-54.6	-13.0	-41.6	
5.551	-17.4	V	3.0	34.7	1.0	-51.1	-13.0	-38.1	
7.401	-19.2	V	3.0	34.9	1.0	-53.1	-13.0	-40.1	
3.700	-22.1	H	3.0	35.4	1.0	-56.5	-13.0	-43.5	
5.551	-18.7	H	3.0	34.7	1.0	-52.4	-13.0	-39.4	
7.401	-18.3	H	3.0	34.9	1.0	-52.2	-13.0	-39.2	
Mid Ch, 1880.0MHz									
3.760	-20.7	V	3.0	35.3	1.0	-55.0	-13.0	-42.0	
5.640	-18.4	V	3.0	34.7	1.0	-52.2	-13.0	-39.2	
7.520	-19.1	V	3.0	34.9	1.0	-53.0	-13.0	-40.0	
3.760	-21.7	H	3.0	35.3	1.0	-56.1	-13.0	-43.1	
5.640	-18.7	H	3.0	34.7	1.0	-52.4	-13.0	-39.4	
7.520	-18.0	H	3.0	34.9	1.0	-51.9	-13.0	-38.9	
High Ch, 1909.8MHz									
3.820	-19.8	V	3.0	35.3	1.0	-54.1	-13.0	-41.1	
5.729	-17.9	V	3.0	34.7	1.0	-51.6	-13.0	-38.6	
7.639	-18.8	V	3.0	35.0	1.0	-52.7	-13.0	-39.7	
3.820	-21.4	H	3.0	35.3	1.0	-55.7	-13.0	-42.7	
5.729	-18.2	H	3.0	34.7	1.0	-51.9	-13.0	-38.9	
7.639	-17.8	H	3.0	35.0	1.0	-51.8	-13.0	-38.8	

UL VERIFICATION SERVICES INC. FORM NO: CCSUP4701I
47173 BENICIA STREET, FREMONT, CA 94538, USA TEL: (510) 771-1000 FAX: (510) 661-0888

This report shall not be reproduced except in full, without the written approval of UL Verification Services Inc.