Band 12 5MHz	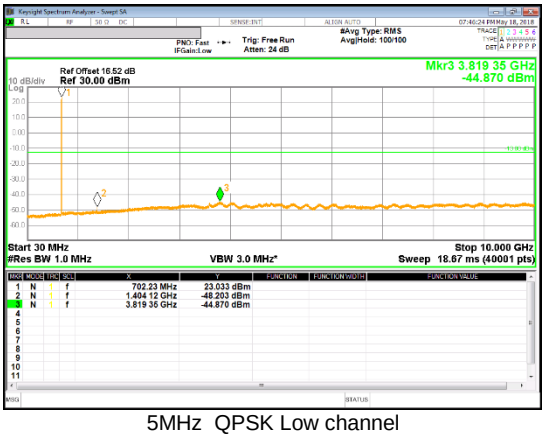 5MHz QPSK Low channel	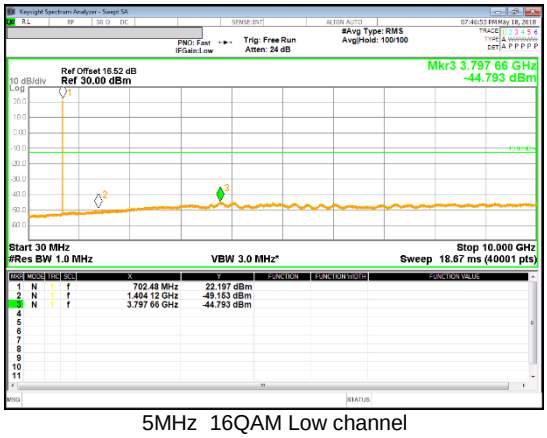 5MHz 16QAM Low channel
	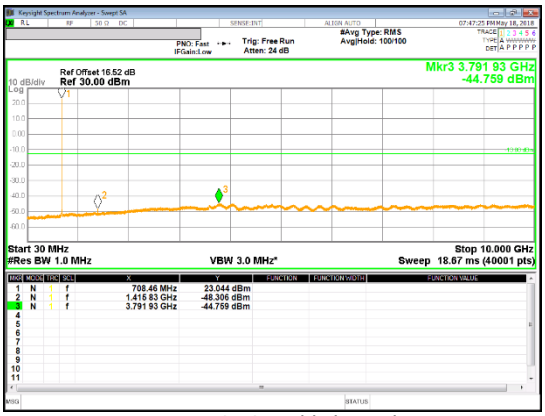 5MHz QPSK Mid channel	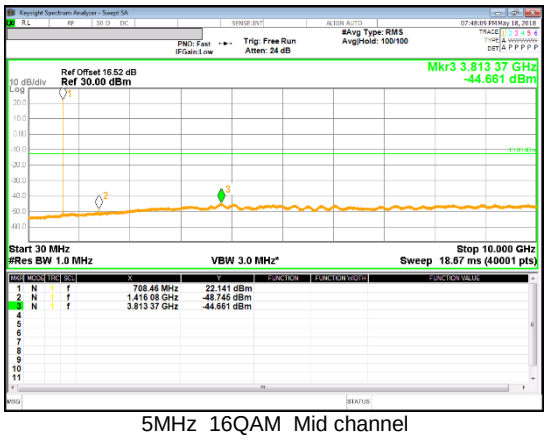 5MHz 16QAM Mid channel
	 5MHz QPSK High channel	 5MHz 16QAM High channel

UL Korea, Ltd. Confidential
This report shall not be reproduced except in full, without the written approval of UL Korea, Ltd.

Band 12 3MHz	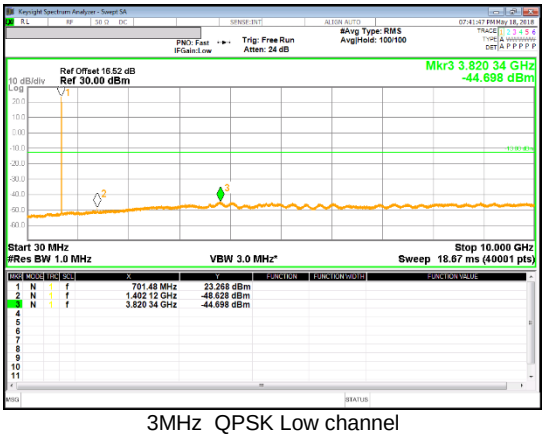 3MHz QPSK Low channel	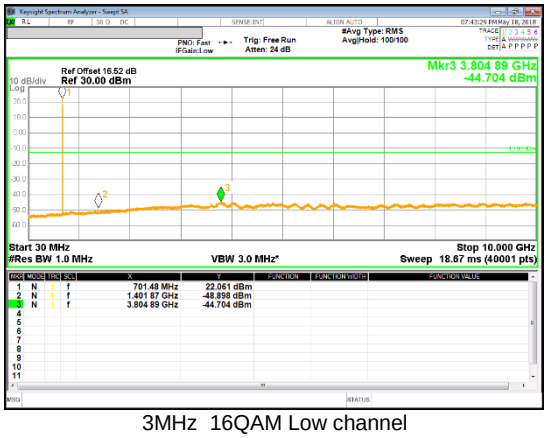 3MHz 16QAM Low channel
	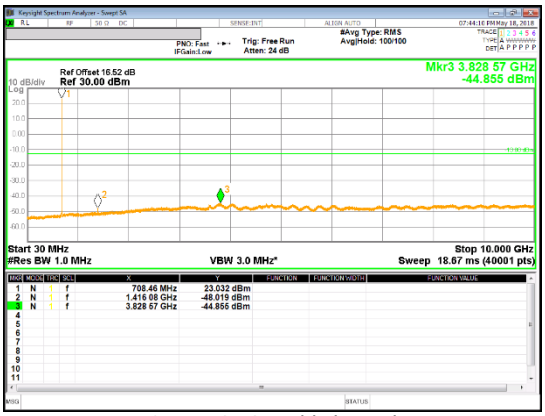 3MHz QPSK Mid channel	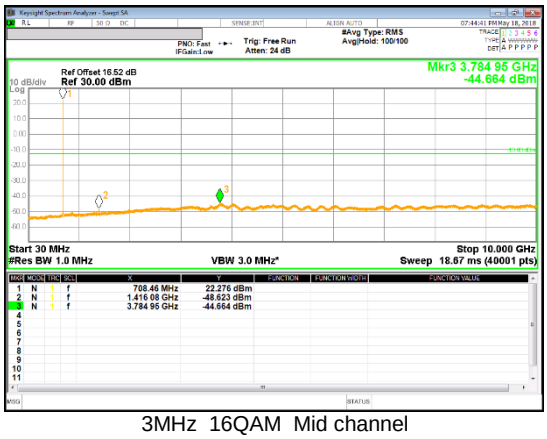 3MHz 16QAM Mid channel
	 3MHz QPSK High channel	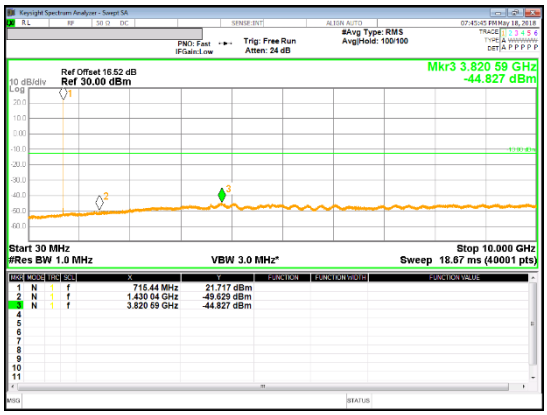 3MHz 16QAM High channel

UL Korea, Ltd. Suwon Laboratory FORM ID: FCC_22/24/27
218 Maeyeong-ro, Yeongtong-gu, Suwon-si, Gyeonggi-do, 16675, Korea TEL: (031) 337-9902 FAX: (031) 213-5433
UL Korea, Ltd. Confidential
This report shall not be reproduced except in full, without the written approval of UL Korea, Ltd.

Band 12 1.4MHz	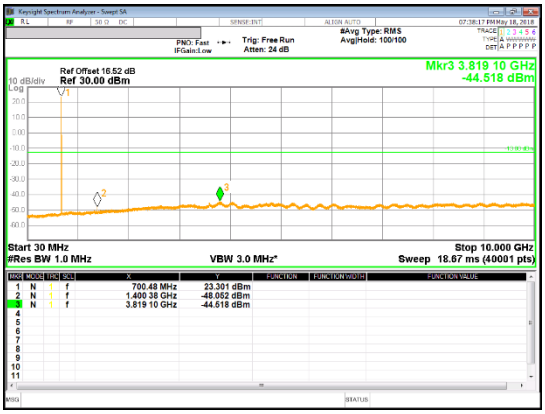 1.4MHz QPSK Low channel	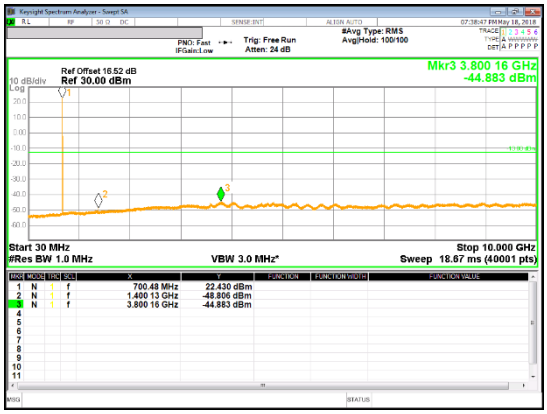 1.4MHz 16QAM Low channel
	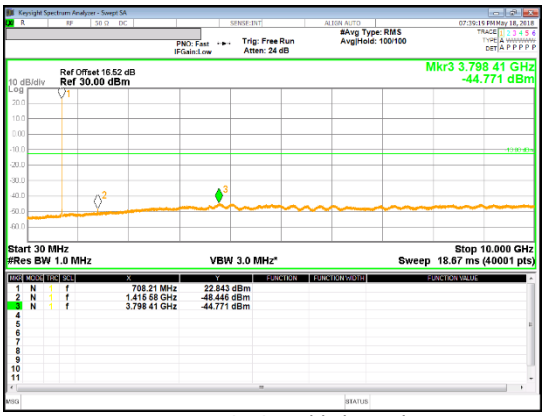 1.4MHz QPSK Mid channel	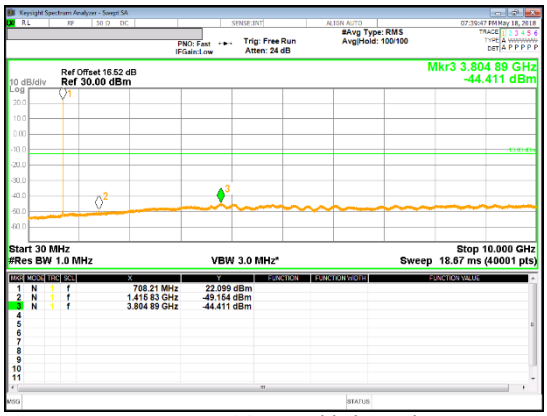 1.4MHz 16QAM Mid channel
	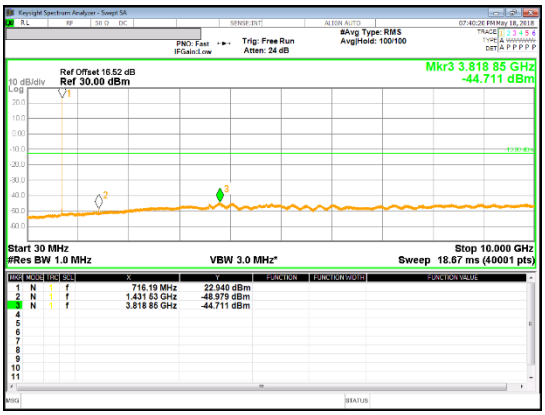 1.4MHz QPSK High channel	 1.4MHz 16QAM High channel

UL Korea, Ltd. Suwon Laboratory FORM ID: FCC_22/24/27
218 Maeyeong-ro, Yeongtong-gu, Suwon-si, Gyeonggi-do, 16675, Korea TEL: (031) 337-9902 FAX: (031) 213-5433
UL Korea, Ltd. Confidential
This report shall not be reproduced except in full, without the written approval of UL Korea, Ltd.

LTE Band 41

Band 41 20MHz	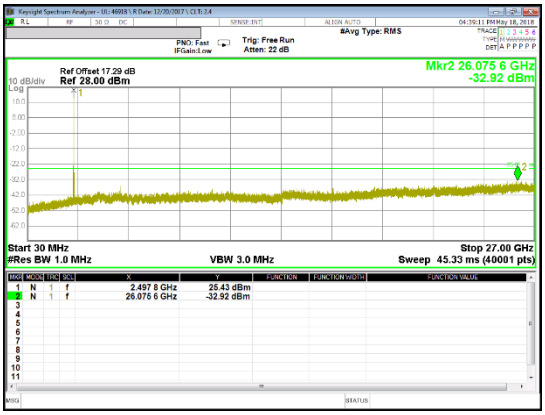 QPSK Low channel	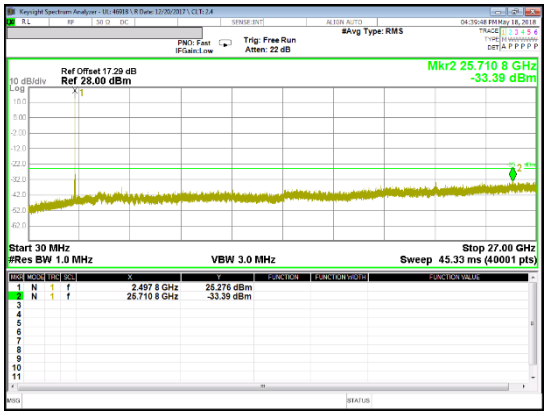 16QAM Low channel
	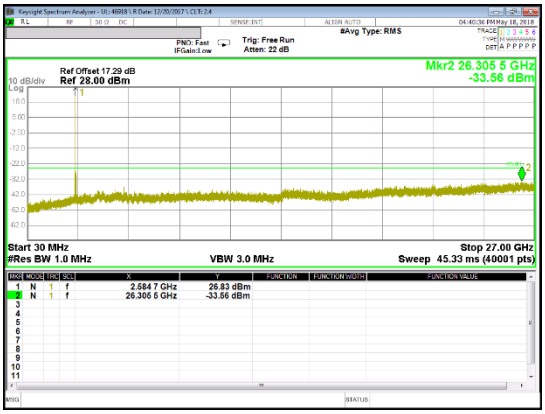 QPSK Mid channel	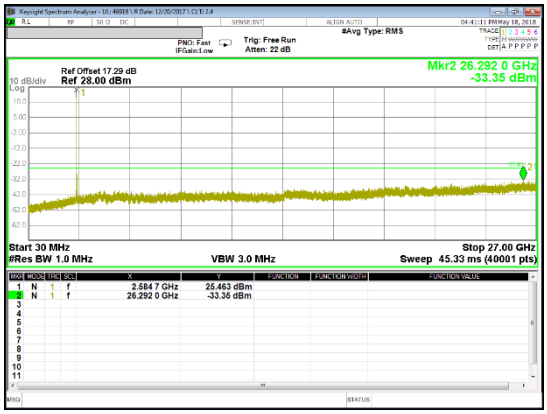 16QAM Mid channel
	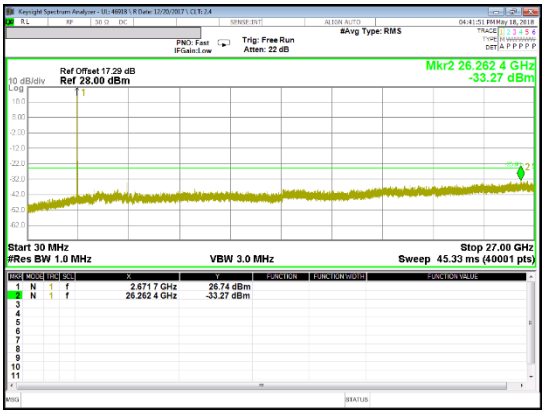 QPSK High channel	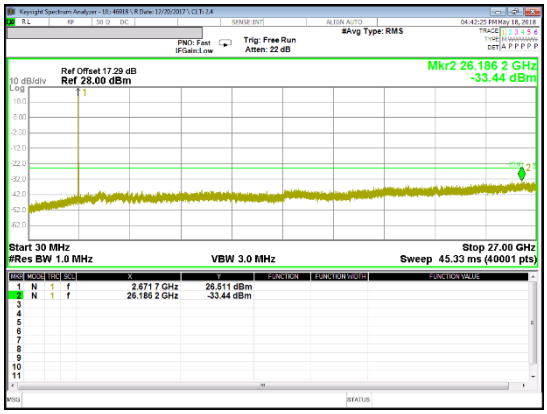 16QAM High channel

UL Korea, Ltd. Suwon Laboratory FORM ID: FCC_22/24/27
218 Maeyeong-ro, Yeongtong-gu, Suwon-si, Gyeonggi-do, 16675, Korea TEL: (031) 337-9902 FAX: (031) 213-5433
UL Korea, Ltd. Confidential
This report shall not be reproduced except in full, without the written approval of UL Korea, Ltd.

Band 41 15MHz	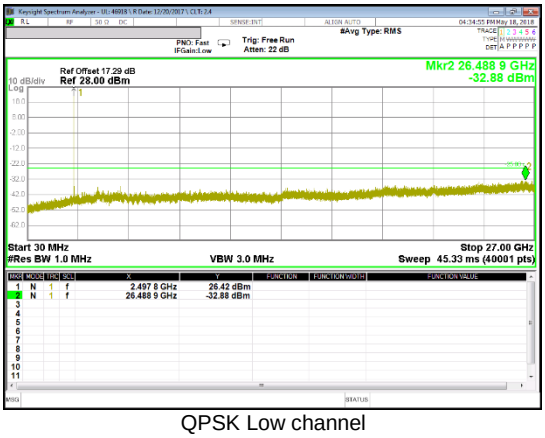 QPSK Low channel	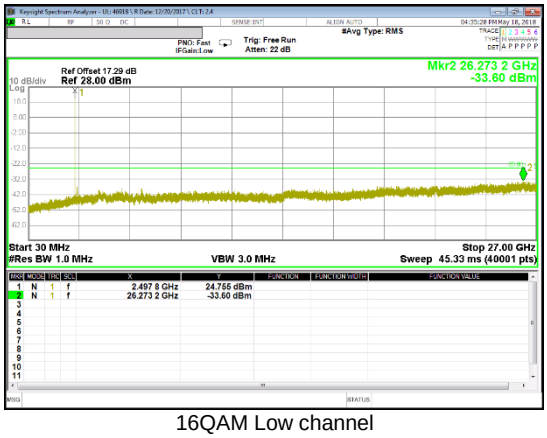 16QAM Low channel
	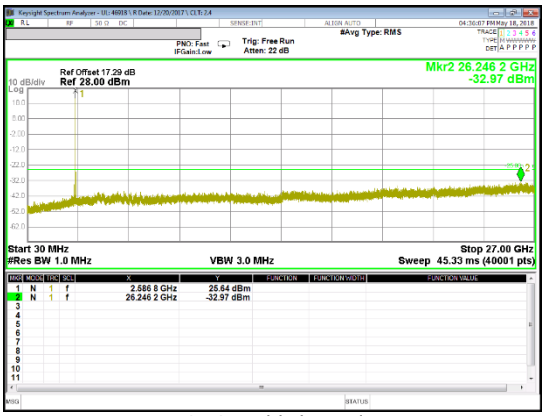 QPSK Mid channel	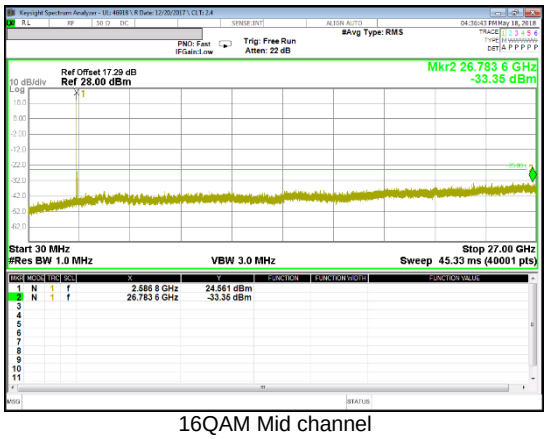 16QAM Mid channel
	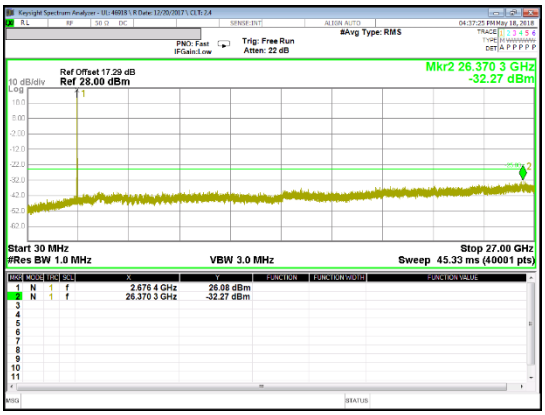 QPSK High channel	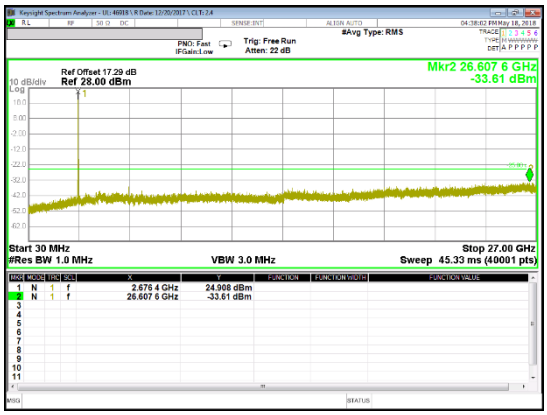 16QAM High channel

UL Korea, Ltd. Suwon Laboratory FORM ID: FCC_22/24/27
218 Maeyeong-ro, Yeongtong-gu, Suwon-si, Gyeonggi-do, 16675, Korea TEL: (031) 337-9902 FAX: (031) 213-5433
UL Korea, Ltd. Confidential
This report shall not be reproduced except in full, without the written approval of UL Korea, Ltd.

Band 41 10MHz	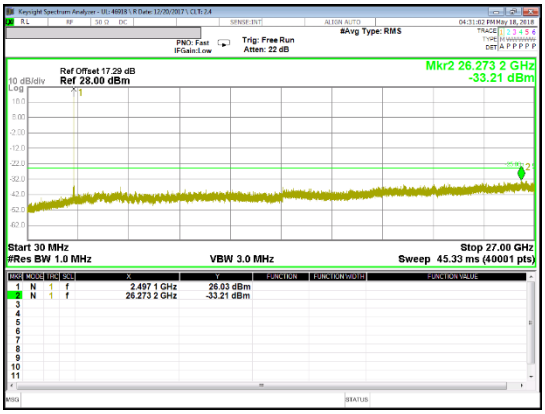 QPSK Low channel	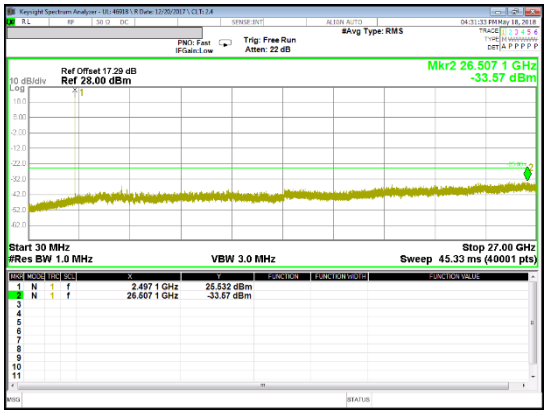 16QAM Low channel
	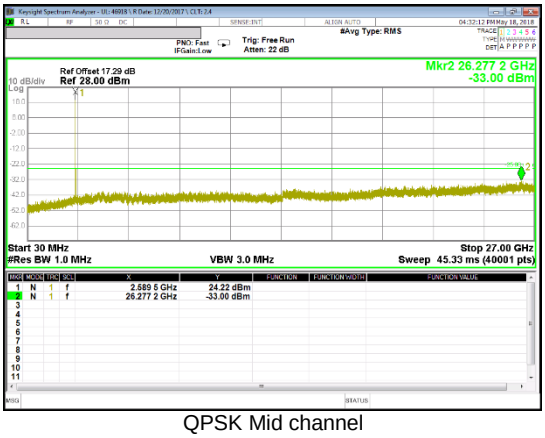 QPSK Mid channel	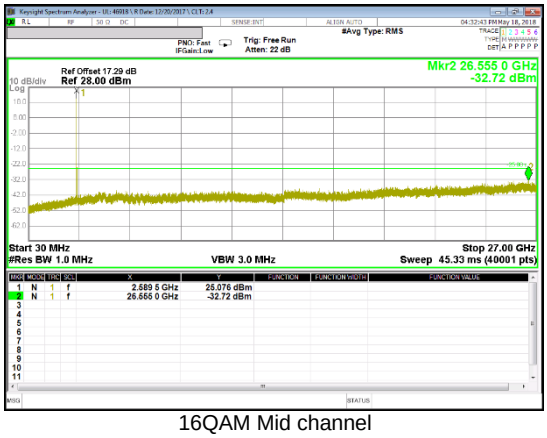 16QAM Mid channel
	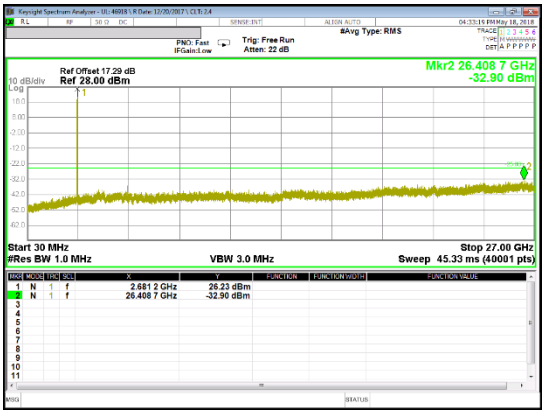 QPSK High channel	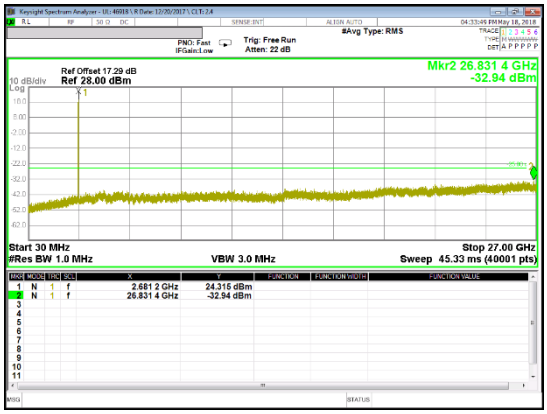 16QAM High channel

UL Korea, Ltd. Suwon Laboratory FORM ID: FCC_22/24/27
218 Maeyeong-ro, Yeongtong-gu, Suwon-si, Gyeonggi-do, 16675, Korea TEL: (031) 337-9902 FAX: (031) 213-5433
UL Korea, Ltd. Confidential
This report shall not be reproduced except in full, without the written approval of UL Korea, Ltd.

Band 41 5MHz	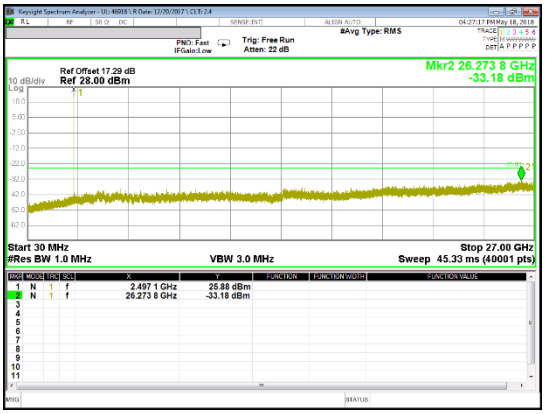 QPSK Low channel	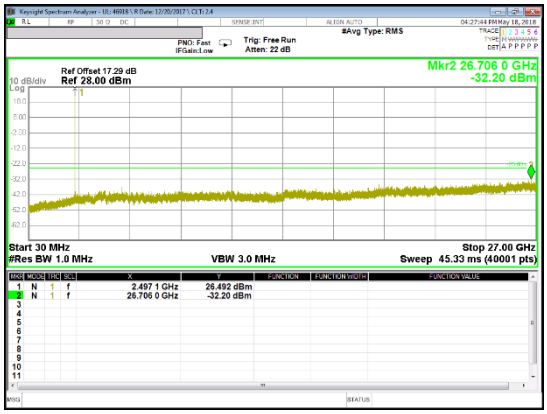 16QAM Low channel
	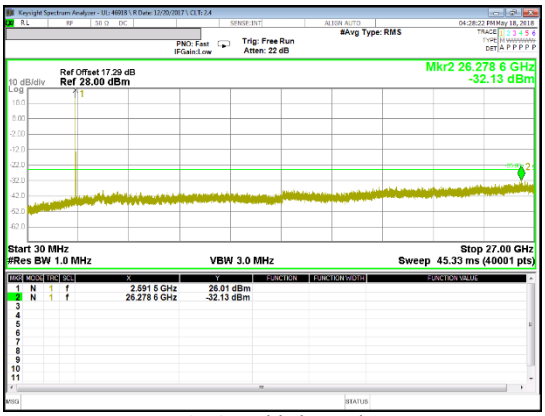 QPSK Mid channel	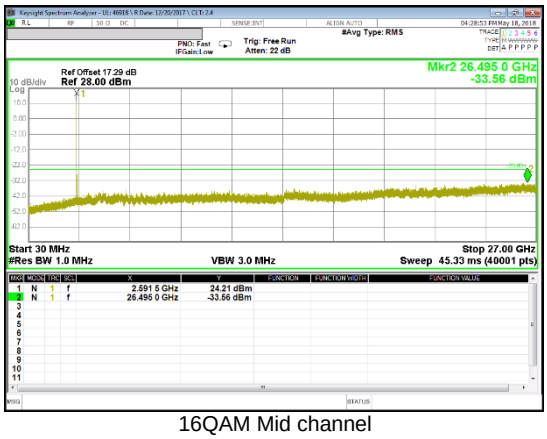 16QAM Mid channel
	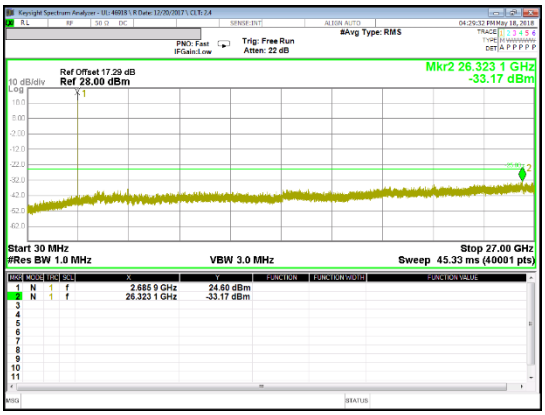 QPSK High channel	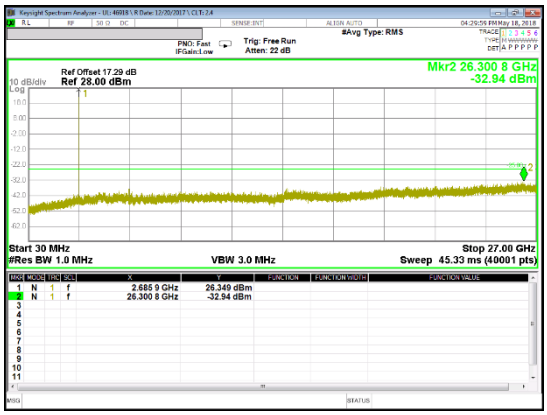 16QAM High channel

UL Korea, Ltd. Suwon Laboratory FORM ID: FCC_22/24/27
218 Maeyeong-ro, Yeongtong-gu, Suwon-si, Gyeonggi-do, 16675, Korea TEL: (031) 337-9902 FAX: (031) 213-5433
UL Korea, Ltd. Confidential
This report shall not be reproduced except in full, without the written approval of UL Korea, Ltd.

LTE Band 66

Band 66 20MHz	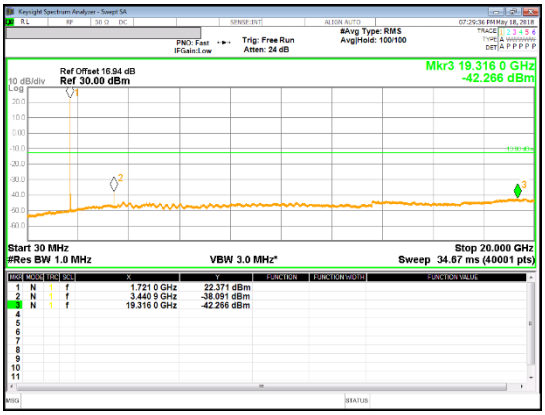 QPSK Low channel	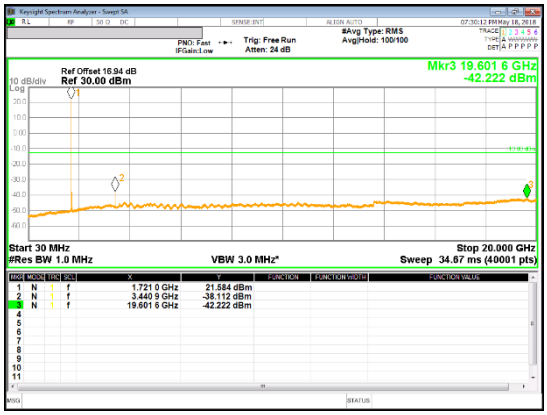 16QAM Low channel
	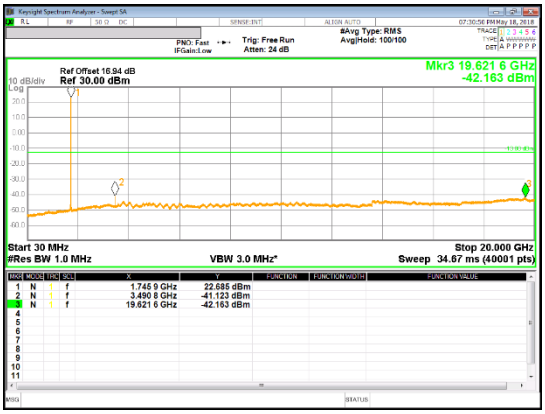 QPSK Mid channel	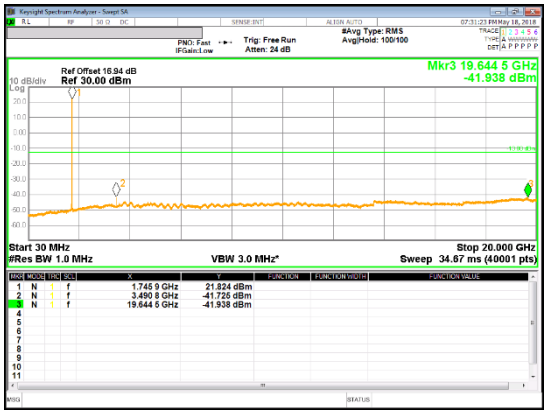 16QAM Mid channel
	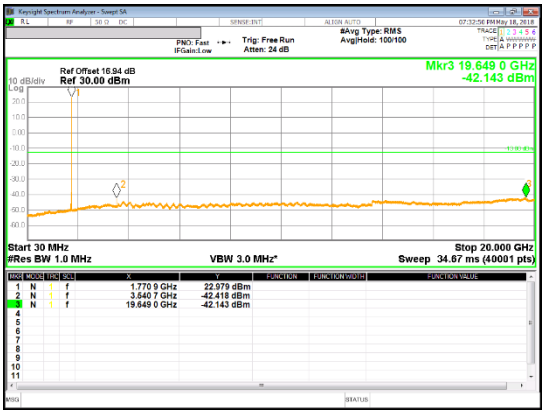 QPSK High channel	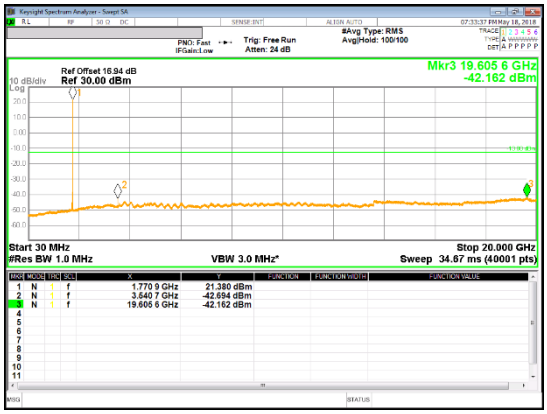 16QAM High channel

UL Korea, Ltd. Suwon Laboratory FORM ID: FCC_22/24/27
218 Maeyeong-ro, Yeongtong-gu, Suwon-si, Gyeonggi-do, 16675, Korea TEL: (031) 337-9902 FAX: (031) 213-5433
UL Korea, Ltd. Confidential
This report shall not be reproduced except in full, without the written approval of UL Korea, Ltd.

Band 66 15MHz	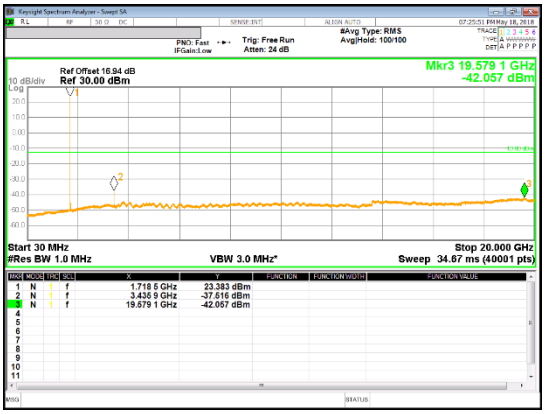 QPSK Low channel	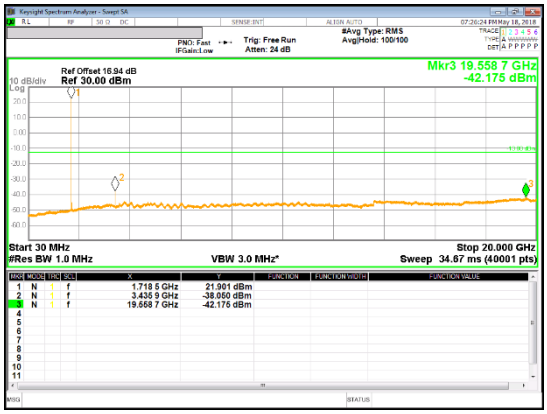 16QAM Low channel
	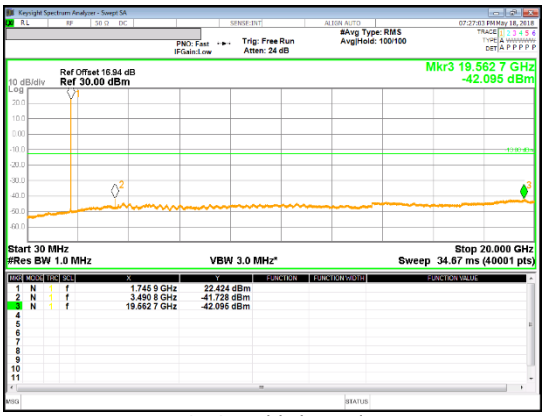 QPSK Mid channel	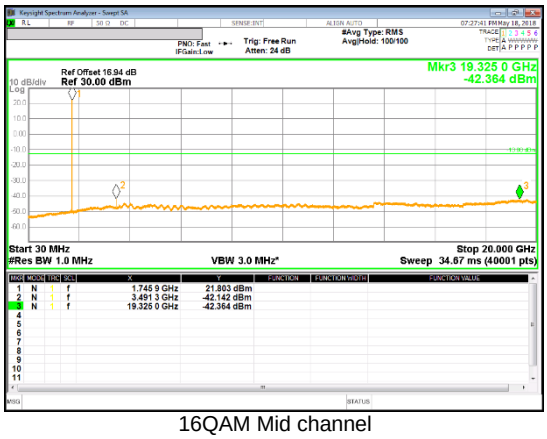 16QAM Mid channel
	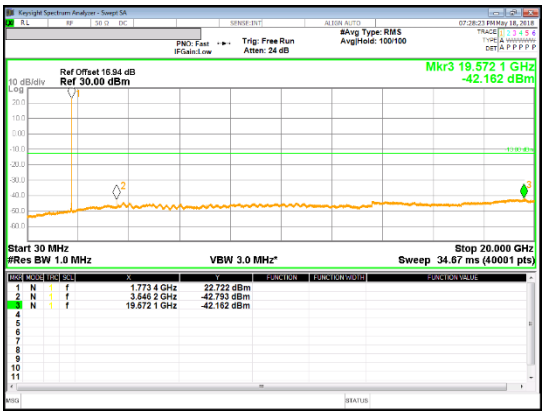 QPSK High channel	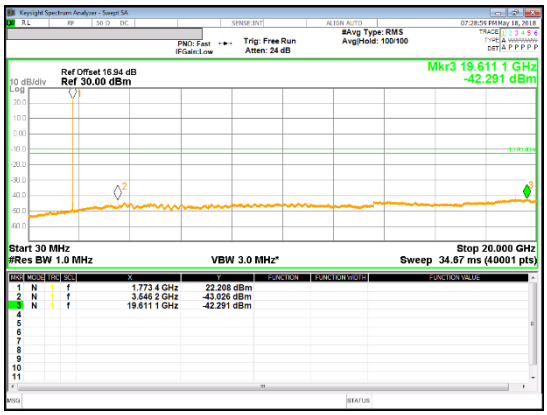 16QAM High channel

UL Korea, Ltd. Confidential
This report shall not be reproduced except in full, without the written approval of UL Korea, Ltd.

Band 66 10MHz	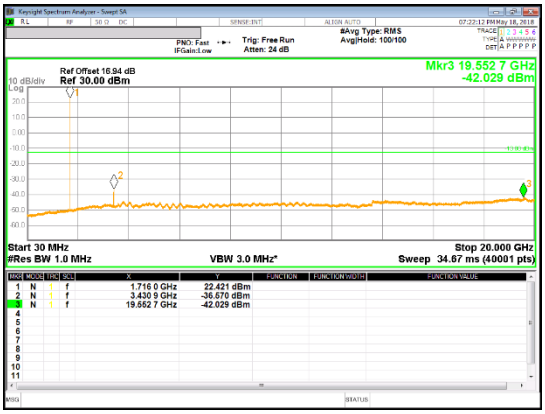 QPSK Low channel	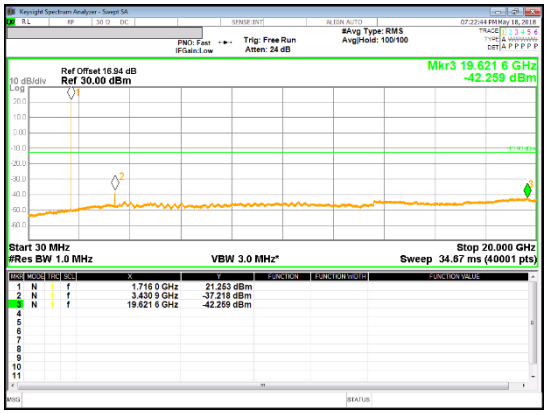 16QAM Low channel
	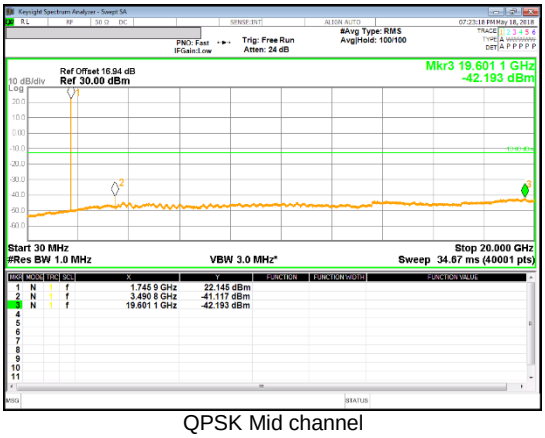 QPSK Mid channel	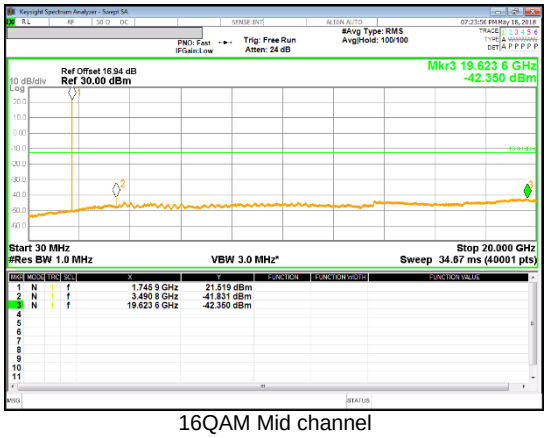 16QAM Mid channel
	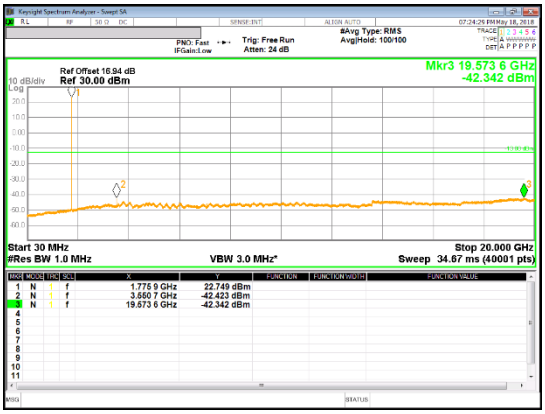 QPSK High channel	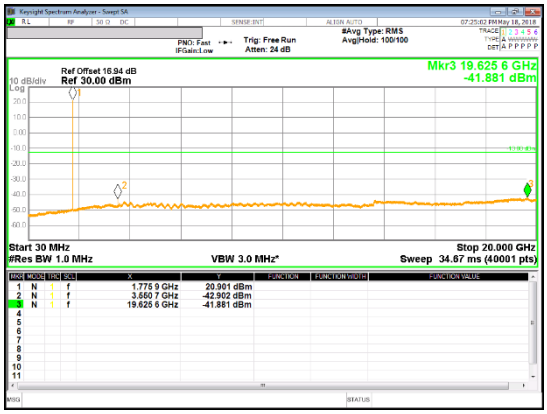 16QAM High channel

UL Korea, Ltd. Suwon Laboratory FORM ID: FCC_22/24/27
218 Maeyeong-ro, Yeongtong-gu, Suwon-si, Gyeonggi-do, 16675, Korea TEL: (031) 337-9902 FAX: (031) 213-5433
UL Korea, Ltd. Confidential
This report shall not be reproduced except in full, without the written approval of UL Korea, Ltd.

Band 66 5MHz	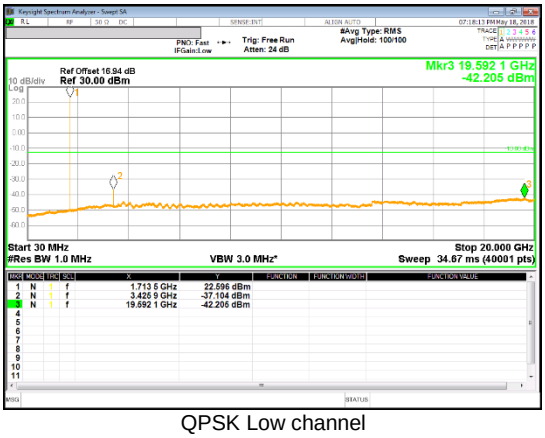 QPSK Low channel	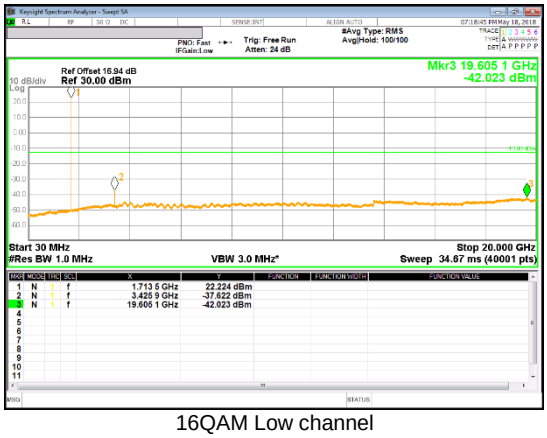 16QAM Low channel
	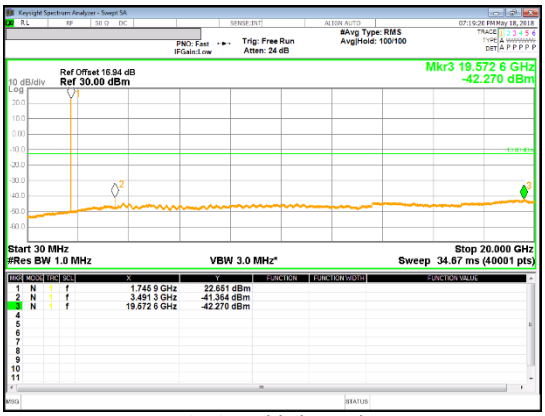 QPSK Mid channel	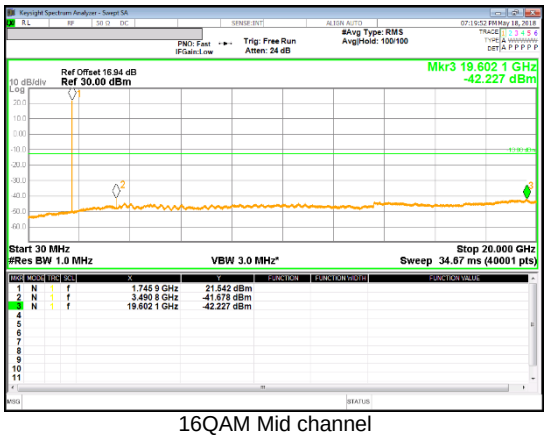 16QAM Mid channel
	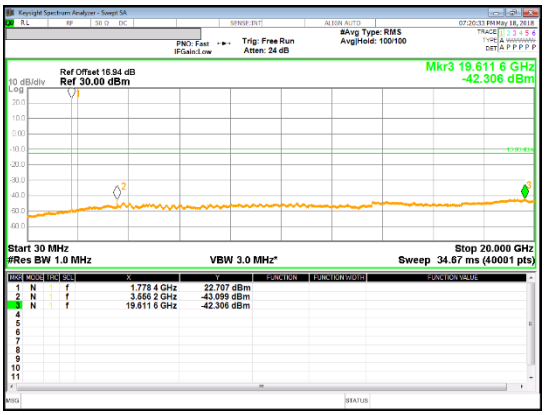 QPSK High channel	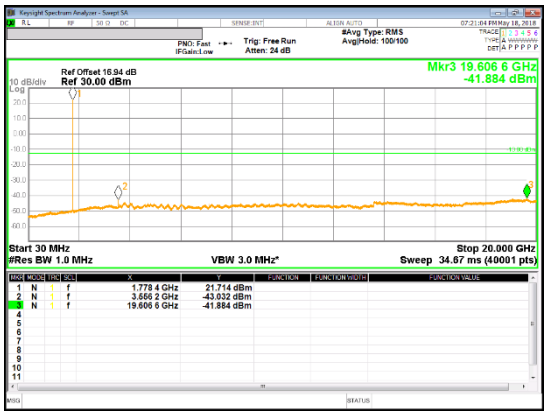 16QAM High channel

UL Korea, Ltd. Suwon Laboratory FORM ID: FCC_22/24/27
218 Maeyeong-ro, Yeongtong-gu, Suwon-si, Gyeonggi-do, 16675, Korea TEL: (031) 337-9902 FAX: (031) 213-5433
UL Korea, Ltd. Confidential
This report shall not be reproduced except in full, without the written approval of UL Korea, Ltd.

Band 66 3MHz	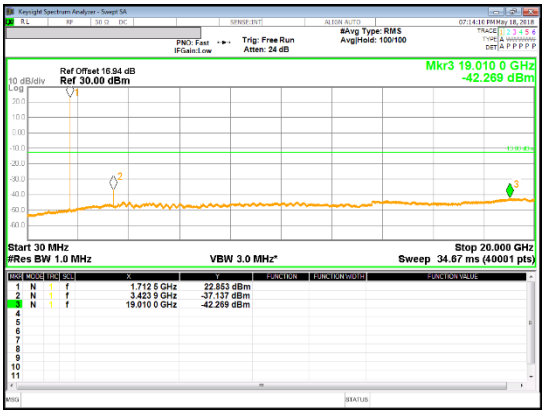 QPSK Low channel	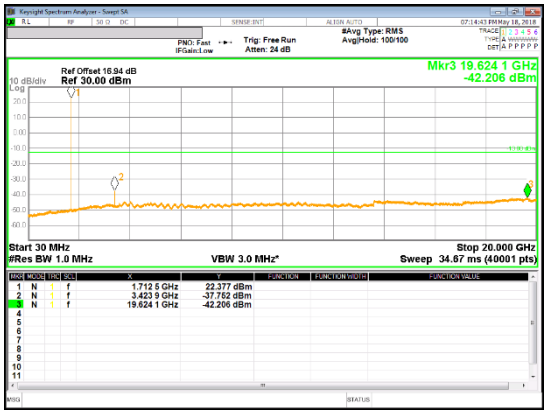 16QAM Low channel
	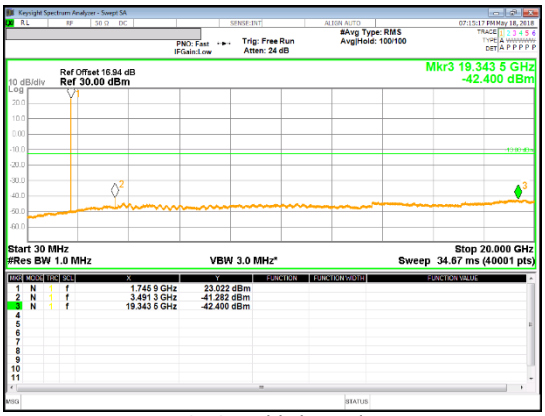 QPSK Mid channel	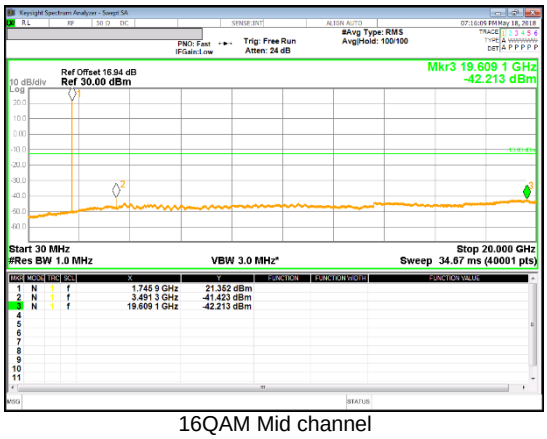 16QAM Mid channel
	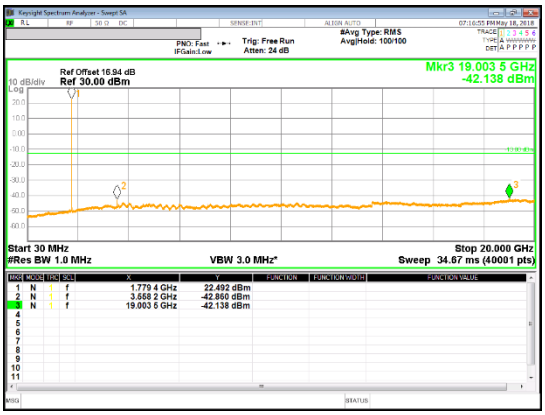 QPSK High channel	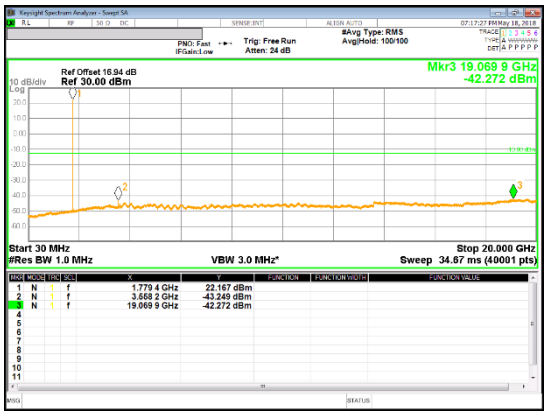 16QAM High channel

UL Korea, Ltd. Suwon Laboratory FORM ID: FCC_22/24/27
218 Maeyeong-ro, Yeongtong-gu, Suwon-si, Gyeonggi-do, 16675, Korea TEL: (031) 337-9902 FAX: (031) 213-5433
UL Korea, Ltd. Confidential
This report shall not be reproduced except in full, without the written approval of UL Korea, Ltd.

Band 66 1.4MHz	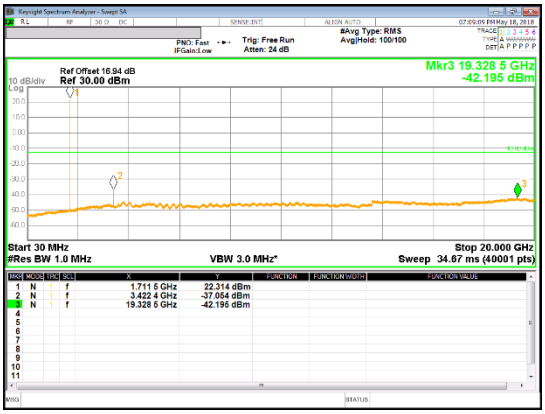 QPSK Low channel	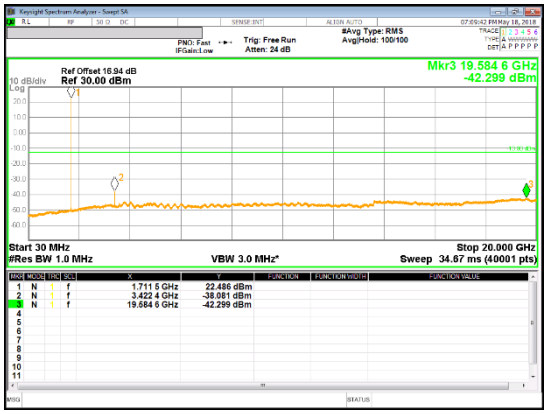 16QAM Low channel
	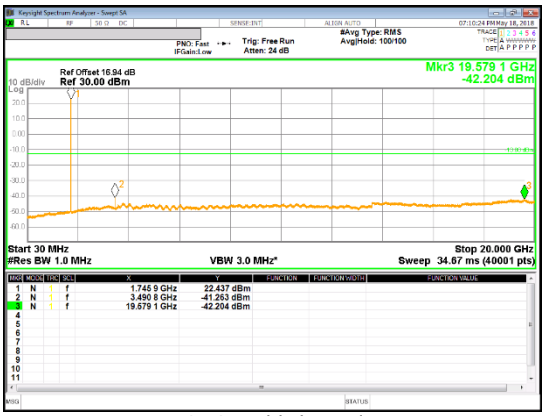 QPSK Mid channel	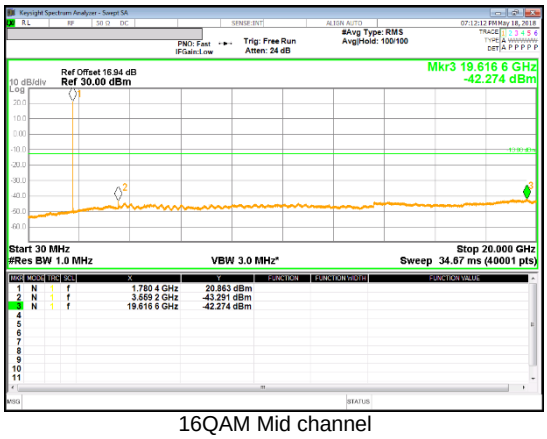 16QAM Mid channel
	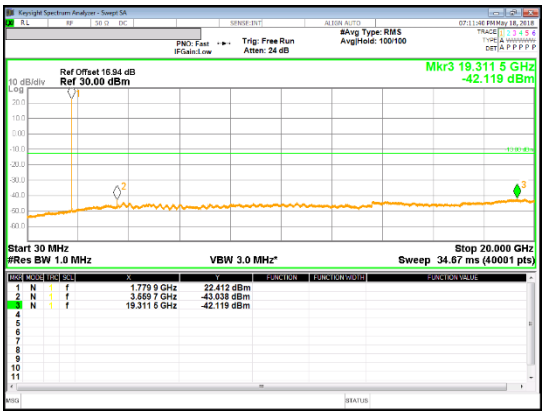 QPSK High channel	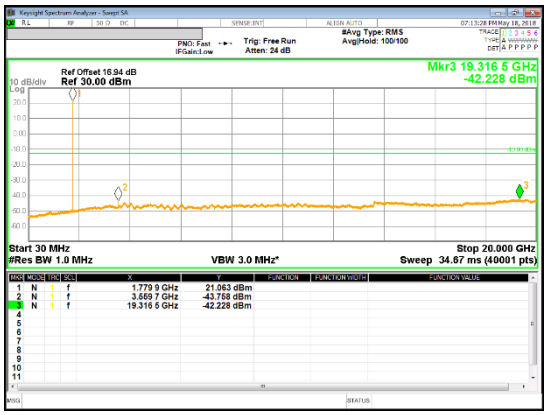 16QAM High channel

UL Korea, Ltd. Confidential
This report shall not be reproduced except in full, without the written approval of UL Korea, Ltd.

9.4. FREQUENCY STABILITY

RULE PART(S)

FCC: §2.1055, §22.355, §24.235 and §27.54

LIMITS

§22.355 - The carrier frequency shall not depart from the reference frequency in excess of ±2.5 ppm for mobile stations.

§24.235 - The frequency stability shall be sufficient to ensure that the fundamental emission stays within the authorized frequency block.

§27.54 - The frequency stability shall be sufficient to ensure that the fundamental emissions stay within the authorized bands of operation.

TEST PROCEDURE

Per KDB 971168 D01 Power Meas License Digital Systems v03r01

RESULTS

See the following pages.

UL Korea, Ltd. Suwon Laboratory FORM ID: FCC_22/24/27
218 Maeyeong-ro, Yeongtong-gu, Suwon-si, Gyeonggi-do, 16675, Korea TEL: (031) 337-9902 FAX: (031) 213-5433
UL Korea, Ltd. Confidential
This report shall not be reproduced except in full, without the written approval of UL Korea, Ltd.

9.4.1. FREQUENCY STABILITY RESULTS

GSM 850 (GPRS)

Reference Frequency : GSM850 Low Channel 824.2 MHz / High Channel 848.8 MHz @ 20ºC						
Limit: +- 2.5 ppm =	Low Channel	2060.500	Hz	High Channel	2122.000	Hz
Power Supply [Vdc]	Environment Temperature [*C]	Frequency Deviation Measureed with Time Elapse				
		Low Channel		High Channel		Limit [ppm]
		[MHz]	Delta [ppm]	[MHz]	Delta [ppm]	
3.85	50	824.19998388	0.004	848.79998065	0.009	2.5
3.85	40	824.19999089	-0.005	848.79998595	0.003	2.5
3.85	30	824.19998478	0.003	848.79998414	0.005	2.5
3.85	***20***	***824.19998696***	***0.000***	***848.79998811***	***0.000***	***2.5***
3.85	10	824.19998542	0.002	848.79998201	0.007	2.5
3.85	0	824.19998038	0.008	848.79998595	0.003	2.5
3.85	-10	824.19998936	-0.003	848.79998634	0.002	2.5
3.85	-20	824.19998389	0.004	848.79998769	0.000	2.5
3.85	-30	824.19998072	0.008	848.79998474	0.004	2.5

Reference Frequency : GSM850 Low Channel 824.2 MHz / High Channel 848.8 MHz @ 20ºC						
Limit: +- 2.5 ppm =	Low Channel	2060.500	Hz	High Channel	2122.000	Hz
Power Supply [Vdc]	Environment Temperature [*C]	Frequency Deviation Measureed with Time Elapse				
		Low Channel		High Channel		Limit [ppm]
		[MHz]	Delta [ppm]	[MHz]	Delta [ppm]	
3.85	***20***	***824.19998696***	***0***	***848.79998811***	***0***	***2.5***
4.40	20	824.19998514	0.002	848.79998091	0.008	2.5
3.60	20	824.19998137	0.007	848.79998884	-0.001	2.5

GSM 1900 (Lowest Frequency : EGPRS / Highest Frequency : GPRS)

Limit		1850	1910	Delta (Hz)	Frequency Stability (ppm)
Condition		F low @ End of OBW	F high @ End of OBW		
Temperature	Voltage	(MHz)	(MHz)		
Normal (20C)	Normal	1850.0808	1909.9223		
Extreme (50C)		1850.0808	1909.9223	-17.2	-0.009
Extreme (40C)		1850.0808	1909.9223	-17.8	-0.009
Extreme (30C)		1850.0808	1909.9223	-18.9	-0.010
Extreme (10C)		1850.0808	1909.9223	-15.5	-0.008
Extreme (0C)		1850.0808	1909.9223	-22.2	-0.012
Extreme (-10C)		1850.0808	1909.9223	-16.2	-0.009
Extreme (-20C)		1850.0808	1909.9223	-16.6	-0.009
Extreme (-30C)		1850.0808	1909.9223	-16.6	-0.009
20C	15%	1850.0808	1909.9223	-23.3	-0.012
	-15%	1850.0808	1909.9223	-15.0	-0.008
	End Point	1850.0808	1909.9223	-18.9	-0.010

UL Korea, Ltd. Confidential
This report shall not be reproduced except in full, without the written approval of UL Korea, Ltd.

WCDMA Band 5 (Rel 99)

Reference Frequency : WCDMA Band 5 Low Channel 826.4 MHz / High Channel 846.6 MHz @ 20ºC						
Limit: +- 2.5 ppm =	Low Channel	2066.000	Hz	High Channel	2116.500	Hz
Power Supply [Vdc]	Environment Temperature [*C]	Frequency Deviation Measureed with Time Elapse				
		Low Channel		High Channel		Limit [ppm]
		[MHz]	Delta [ppm]	[MHz]	Delta [ppm]	
3.85	50	826.39998038	0.010	846.59998794	0.003	2.5
3.85	40	826.39998210	0.008	846.59998787	0.003	2.5
3.85	30	826.39999088	-0.002	846.59998470	0.007	2.5
3.85	***20***	***826.39998890***	***0.000***	***846.59999055***	***0.000***	***2.5***
3.85	10	826.39999068	-0.002	846.59998543	0.006	2.5
3.85	0	826.39998648	0.003	846.59998835	0.003	2.5
3.85	-10	826.39998686	0.002	846.59998591	0.005	2.5
3.85	-20	826.39998842	0.001	846.59998860	0.002	2.5
3.85	-30	826.39998651	0.003	846.59998170	0.010	2.5

Reference Frequency : WCDMA Band 5 Low Channel 826.4 MHz / High Channel 846.6 MHz @ 20ºC						
Limit: +- 2.5 ppm =	Low Channel	2066.000	Hz	High Channel	2116.500	Hz
Power Supply [Vdc]	Environment Temperature [*C]	Frequency Deviation Measureed with Time Elapse				
		Low Channel		High Channel		Limit [ppm]
		[MHz]	Delta [ppm]	[MHz]	Delta [ppm]	
3.85	***20***	***826.39998890***	***0***	***846.59999055***	***0***	***2.5***
4.40	20	826.39998079	0.010	846.59998365	0.008	2.5
3.60	20	826.39998365	0.006	846.59998526	0.006	2.5

WCDMA Band 4 (Lowest Frequency: HSDPA / Highest Frequency: HSDPA)

Limit		1710	1755	Delta (Hz)	Frequency Stability (ppm)
Condition		F low @ End of OBW	F high @ End of OBW		
Temperature	Voltage	(MHz)	(MHz)		
Normal (20C)	Normal	1712.3979	1752.6021		
Extreme (50C)		1712.3979	1752.6020	-22.5	-0.013
Extreme (40C)		1712.3979	1752.6020	-26.6	-0.015
Extreme (30C)		1712.3979	1752.6020	-25.5	-0.015
Extreme (10C)		1712.3979	1752.6020	-27.9	-0.016
Extreme (0C)		1712.3979	1752.6020	-26.2	-0.015
Extreme (-10C)		1712.3979	1752.6020	-22.2	-0.013
Extreme (-20C)		1712.3979	1752.6020	-28.1	-0.016
Extreme (-30C)		1712.3979	1752.6020	-19.9	-0.011
20C	15%	1712.3979	1752.6020	-19.8	-0.011
	-15%	1712.3979	1752.6020	-27.3	-0.016
	End Point	1712.3979	1752.6020	-25.1	-0.014

UL Korea, Ltd. Suwon Laboratory FORM ID: FCC_22/24/27
218 Maeyeong-ro, Yeongtong-gu, Suwon-si, Gyeonggi-do, 16675, Korea TEL: (031) 337-9902 FAX: (031) 213-5433
UL Korea, Ltd. Confidential
This report shall not be reproduced except in full, without the written approval of UL Korea, Ltd.

WCDMA Band 2 (Rel 99)

Limit		1850	1910	Delta (Hz)	Frequency Stability (ppm)
Condition		F low @ End of OBW	F high @ End of OBW		
Temperature	Voltage	(MHz)	(MHz)		
Normal (20C)	Normal	1852.3979	1907.6021		
Extreme (50C)		1852.3979	1907.6020	-20.1	-0.011
Extreme (40C)		1852.3979	1907.6020	-24.4	-0.013
Extreme (30C)		1852.3979	1907.6020	-22.2	-0.012
Extreme (10C)		1852.3979	1907.6021	-18.0	-0.010
Extreme (0C)		1852.3979	1907.6020	-23.5	-0.013
Extreme (-10C)		1852.3979	1907.6021	-16.7	-0.009
Extreme (-20C)		1852.3979	1907.6020	-24.4	-0.013
Extreme (-30C)		1852.3979	1907.6020	-22.8	-0.012
20C	15%	1852.3979	1907.6020	-20.5	-0.011
	-15%	1852.3979	1907.6020	-23.0	-0.012
	End Point	1852.3979	1907.6021	-18.7	-0.010

LTE Band 2 (Lowest Frequency: QPSK & 1.4MHz / Highest Frequency: 16QAM & 1.4MHz)

Limit		1850	1910	Delta (Hz)	Frequency Stability (ppm)
Condition		F low @ End of OBW	F high @ End of OBW		
Temperature	Voltage	(MHz)	(MHz)		
Normal (20C)	Normal	1850.6995	1909.3005		
Extreme (50C)		1850.6994	1909.3005	-23.0	-0.012
Extreme (40C)		1850.6994	1909.3005	-21.4	-0.011
Extreme (30C)		1850.6994	1909.3005	-27.9	-0.015
Extreme (10C)		1850.6994	1909.3005	-22.8	-0.012
Extreme (0C)		1850.6994	1909.3005	-26.8	-0.014
Extreme (-10C)		1850.6994	1909.3005	-27.2	-0.014
Extreme (-20C)		1850.6994	1909.3005	-23.7	-0.013
Extreme (-30C)		1850.6994	1909.3005	-26.6	-0.014
20C	15%	1850.6994	1909.3005	-19.5	-0.010
	-15%	1850.6994	1909.3005	-22.6	-0.012
	End Point	1850.6994	1909.3005	-19.8	-0.011

UL Korea, Ltd. Suwon Laboratory FORM ID: FCC_22/24/27
218 Maeyeong-ro, Yeongtong-gu, Suwon-si, Gyeonggi-do, 16675, Korea TEL: (031) 337-9902 FAX: (031) 213-5433
UL Korea, Ltd. Confidential
This report shall not be reproduced except in full, without the written approval of UL Korea, Ltd.

LTE Band 5 (QPSK)

Reference Frequency : LTE Band 5 Low Channel 824.7 MHz / High Channel 848.3 MHz @ 20ºC						
Limit: +- 2.5 ppm =	Low Channel	2061.750	Hz	High Channel	2120.750	Hz
Power Supply [Vdc]	Environment Temperature [°C]	Frequency Deviation Measureed with Time Elapse				
		Low Channel		High Channel		Limit [ppm]
		[MHz]	Delta [ppm]	[MHz]	Delta [ppm]	
3.85	50	824.69998571	0.003	848.29998736	-0.001	2.5
3.85	40	824.69998088	0.009	848.29998034	0.007	2.5
3.85	30	824.69998600	0.003	848.29998235	0.005	2.5
3.85	***20***	***824.69998849***	***0.000***	***848.29998628***	***0.000***	***2.5***
3.85	10	824.69998864	0.000	848.29998217	0.005	2.5
3.85	0	824.69998337	0.006	848.29998098	0.006	2.5
3.85	-10	824.69998835	0.000	848.29998404	0.003	2.5
3.85	-20	824.69998517	0.004	848.29998349	0.003	2.5
3.85	-30	824.69998471	0.005	848.29998319	0.004	2.5

Reference Frequency : LTE Band 5 Low Channel 824.7 MHz / High Channel 848.3 MHz @ 20ºC						
Limit: +- 2.5 ppm =	Low Channel	2061.750	Hz	High Channel	2120.750	Hz
Power Supply [Vdc]	Environment Temperature [°C]	Frequency Deviation Measureed with Time Elapse				
		Low Channel		High Channel		Limit [ppm]
		[MHz]	Delta [ppm]	[MHz]	Delta [ppm]	
3.85	***20***	**824.69998849**	***0***	**848.29998628**	***0***	***2.5***
4.40	20	824.69998905	-0.001	848.29998025	0.007	2.5
3.60	20	824.69998212	0.008	848.29999099	-0.006	2.5

LTE Band 12 (Lowest Frequency: QPSK & 1.4MHz / Highest Frequency: 16QAM & 1.4MHz)

Limit		699	716	Delta (Hz)	Frequency Stability (ppm)
Condition		F low @ End of OBW	F high @ End of OBW		
Temperature	Voltage	(MHz)	(MHz)		
Normal (20C)	Normal	699.6995	715.3005		
Extreme (50C)		699.6994	715.3005	-24.6	-0.035
Extreme (40C)		699.6994	715.3005	-26.1	-0.037
Extreme (30C)		699.6994	715.3005	-28.9	-0.041
Extreme (10C)		699.6994	715.3005	-25.9	-0.037
Extreme (0C)		699.6994	715.3005	-24.0	-0.034
Extreme (-10C)		699.6994	715.3005	-26.1	-0.037
Extreme (-20C)		699.6994	715.3005	-28.0	-0.040
Extreme (-30C)		699.6994	715.3005	-25.8	-0.036
20C	15%	699.6994	715.3005	-25.1	-0.035
	-15%	699.6994	715.3005	-21.3	-0.030
	End Point	699.6994	715.3005	-23.8	-0.034

LTE Band 17

LTE Band 17 (Frequency range: 704-716 MHz) is covered by LTE Band 12 (Frequency range: 699-716 MHz) due to overlapping frequency range, same maximum tune-up limit and same channel bandwidth.

UL Korea, Ltd. Confidential
This report shall not be reproduced except in full, without the written approval of UL Korea, Ltd.

LTE Band 41 (Lowest Frequency: QPSK & 5MHz / Highest Frequency: QPSK & 5MHz)

Limit		2496	2690	Delta (Hz)	Frequency Stability (ppm)
Condition		F low @ End of OBW	F high @ End of OBW		
Temperature	Voltage	(MHz)	(MHz)		
Normal (20C)	Normal	2498.4978	2687.5022		
Extreme (50C)		2498.4977	2687.5022	-32.2	-0.012
Extreme (40C)		2498.4977	2687.5022	-33.0	-0.013
Extreme (30C)		2498.4977	2687.5022	-28.3	-0.011
Extreme (10C)		2498.4977	2687.5022	-33.8	-0.013
Extreme (0C)		2498.4977	2687.5022	-25.1	-0.010
Extreme (-10C)		2498.4977	2687.5022	-26.2	-0.010
Extreme (-20C)		2498.4977	2687.5022	-29.7	-0.011
Extreme (-30C)		2498.4977	2687.5022	-25.1	-0.010
20C	15%	2498.4977	2687.5022	-30.4	-0.012
	-15%	2498.4977	2687.5022	-26.3	-0.010
	End Point	2498.4977	2687.5022	-30.2	-0.012

LTE Band 66 (Lowest Frequency: QPSK & 5MHz / Highest Frequency: QPSK & 5MHz)

Limit		1710	1780	Delta (Hz)	Frequency Stability (ppm)
Condition		F low @ End of OBW	F high @ End of OBW		
Temperature	Voltage	(MHz)	(MHz)		
Normal (20C)	Normal	1712.4978	1777.5022		
Extreme (50C)		1712.4977	1777.5022	-29.8	-0.017
Extreme (40C)		1712.4977	1777.5022	-25.4	-0.015
Extreme (30C)		1712.4977	1777.5022	-27.1	-0.016
Extreme (10C)		1712.4977	1777.5022	-20.7	-0.012
Extreme (0C)		1712.4977	1777.5022	-20.4	-0.012
Extreme (-10C)		1712.4977	1777.5022	-24.9	-0.014
Extreme (-20C)		1712.4977	1777.5022	-23.3	-0.013
Extreme (-30C)		1712.4977	1777.5022	-25.3	-0.014
20C	15%	1712.4977	1777.5022	-27.9	-0.016
	-15%	1712.4977	1777.5022	-22.2	-0.013
	End Point	1712.4977	1777.5022	-24.2	-0.014

LTE Band 4

LTE Band 4 (Frequency range: 1710-1755 MHz) is covered by LTE Band 66 (Frequency range: 1710-1780 MHz) due to overlapping frequency range, lower(0.5dB) maximum tune-up limit and same channel bandwidth.

UL Korea, Ltd. Confidential
This report shall not be reproduced except in full, without the written approval of UL Korea, Ltd.

10. RADIATED TEST RESULTS

10.1. RADIATED POWER (ERP & EIRP)

RULE PART(S)

FCC: §2.1046, §22.913, §24.232 and §27.50

LIMITS

22.913(a) - The ERP of mobile transmitters and auxiliary test transmitters must not exceed 7 Watts.

24.232(c) - Mobile/portable stations are limited to 2 watts e.i.r.p. peak power and the equipment must employ means to limit the power to the minimum necessary for successful communications.

27.50(c) (10) - Portable stations (hand-held devices) in the 600 MHz uplink band and the 698-746 MHz band, and fixed and mobile stations in the 600 MHz uplink band are limited to 3 watts ERP.

27.50(d) - (4) Fixed, mobile, and portable (hand-held) stations operating in the 1710-1755 MHz band and mobile and portable stations operating in the 1695-1710 MHz and 1755-1780 MHz bands are limited to 1 watt EIRP.(Band 4)

In addition, when the transmitter power is measured in terms of average value, the peak-to-average ratio of the power shall not exceed 13dB.

TEST PROCEDURE

ANSI / TIA / EIA 603 E Clause 2.2.17; ESU40 setting reference to 971168 D01 v03r01

For radiated output power measurement with a ESU40:

a) Set the RBW ≥ OBW; b) Set VBW ≥ 3 × RBW; c) Set span ≥ 2 x RBW; d) Sweep time = auto couple; e) Detector = rms; f) Ensure that the number of measurement points ≥ span/RBW; g) Trace mode = max hold(GSM, WCDMA), average(LTE);

TEST RESULTS

UL Korea, Ltd. Suwon Laboratory FORM ID: FCC_22/24/27
218 Maeyeong-ro, Yeongtong-gu, Suwon-si, Gyeonggi-do, 16675, Korea TEL: (031) 337-9902 FAX: (031) 213-5433
UL Korea, Ltd. Confidential
This report shall not be reproduced except in full, without the written approval of UL Korea, Ltd.

10.1.1. ERP/EIRP Results

GSM

Band	Mode	Channel	f [MHz]	ERP / EIRP	
				[dBm]	[mW]
GSM850	GPRS	512	824.2	26.15	412.10
		661	836.6	26.52	448.75
		810	848.8	27.48	559.76
	EGPRS	512	824.2	19.59	90.99
		661	836.6	19.71	93.54
		810	848.8	20.80	120.23
GSM1900	GPRS	512	1850.2	24.46	279.25
		661	1880.0	26.16	413.05
		810	1909.8	25.58	361.41
	EGPRS	512	1850.2	20.05	101.16
		661	1880.0	19.16	82.41
		810	1909.8	21.19	131.52

UL Korea, Ltd. Confidential
This report shall not be reproduced except in full, without the written approval of UL Korea, Ltd.

WCDMA

Band	Mode	Channel	f [MHz]	ERP / EIRP	
				[dBm]	[mW]
Band 5	REL99	4132	826.4	17.72	59.16
		4183	836.6	17.53	56.62
		4233	846.6	17.90	61.66
	HSDPA	4132	826.4	16.52	44.87
		4183	836.6	16.25	42.17
		4233	846.6	16.54	45.08
Band 4	REL99	1312	1712.4	21.42	138.68
		1413	1732.6	21.89	154.53
		1513	1752.6	20.77	119.40
	HSDPA	1312	1712.4	20.19	104.47
		1413	1732.6	20.56	113.76
		1513	1752.6	19.69	93.11
Band 2	REL99	9262	1852.4	19.36	86.30
		9400	1880.0	18.16	65.46
		9538	1907.6	17.85	60.95
	HSDPA	9262	1852.4	18.47	70.31
		9400	1880.0	17.35	54.33
		9538	1907.6	16.84	48.31

UL Korea, Ltd. Suwon Laboratory FORM ID: FCC_22/24/27
218 Maeyeong-ro, Yeongtong-gu, Suwon-si, Gyeonggi-do, 16675, Korea TEL: (031) 337-9902 FAX: (031) 213-5433
UL Korea, Ltd. Confidential
This report shall not be reproduced except in full, without the written approval of UL Korea, Ltd.

LTE Band 2

Band	BW [MHz]	Mode	RB/RB Size	f [MHz]	ERP / EIRP	
			Full RB		[dBm]	[mW]
Band 2	20	QPSK	1/0	1860.0	18.86	76.91
			1/0	1880.0	18.44	69.82
			1/0	1900.0	18.05	63.83
		16QAM	1/0	1860.0	17.65	58.21
			1/0	1880.0	17.50	56.23
			1/0	1900.0	16.79	47.75
	15	QPSK	1/0	1857.5	19.52	89.54
			1/0	1880.0	19.12	81.66
			1/0	1902.5	17.68	58.61
		16QAM	1/0	1857.5	17.94	62.23
			1/37	1880.0	17.55	56.89
			1/0	1902.5	16.70	46.77
	10	QPSK	1/0	1855.0	19.95	98.86
			1/0	1880.0	17.74	59.43
			1/0	1905.0	18.10	64.57
		16QAM	1/0	1855.0	18.27	67.14
			1/0	1880.0	16.82	48.08
			1/0	1905.0	17.61	57.68
	5	QPSK	1/0	1852.5	19.06	80.54
			1/0	1880.0	18.07	64.12
			1/0	1907.5	18.30	67.61
		16QAM	1/0	1852.5	18.43	69.66
			1/0	1880.0	16.80	47.86
			1/0	1907.5	17.59	57.41
	3	QPSK	1/0	1851.5	18.77	75.34
			1/14	1880.0	18.79	75.68
			1/0	1908.5	17.21	52.60
		16QAM	1/0	1851.5	17.62	57.81
			1/14	1880.0	17.40	54.95
			1/0	1908.5	16.39	43.55
	1.4	QPSK	1/0	1850.7	18.54	71.45
			1/3	1880.0	18.32	67.92
			1/0	1909.3	17.90	61.66
		16QAM	1/0	1850.7	17.99	62.95
			1/0	1880.0	17.44	55.46
			1/3	1909.3	17.15	51.88

UL Korea, Ltd. Suwon Laboratory FORM ID: FCC_22/24/27
218 Maeyeong-ro, Yeongtong-gu, Suwon-si, Gyeonggi-do, 16675, Korea TEL: (031) 337-9902 FAX: (031) 213-5433
UL Korea, Ltd. Confidential
This report shall not be reproduced except in full, without the written approval of UL Korea, Ltd.

LTE Band 5

Band	BW [MHz]	Mode	RB/RB Offset	f [MHz]	ERP / EIRP	
			1 RB		[dBm]	[mW]
Band 5	10	QPSK	1 / 49	829.0	18.02	63.39
			1 / 49	836.5	18.69	73.96
			1 / 49	844.0	19.12	81.66
		16QAM	1 / 0	829.0	17.30	53.70
			1 / 49	836.5	18.01	63.24
			1 / 49	844.0	17.99	62.95
	5	QPSK	1 / 0	826.5	18.19	65.92
			1 / 24	836.5	18.35	68.39
			1 / 24	846.5	18.07	64.12
		16QAM	1 / 24	826.5	17.91	61.80
			1 / 24	836.5	17.52	56.49
			1 / 24	846.5	17.50	56.23
	3	QPSK	1 / 0	825.5	18.33	68.08
			1 / 14	836.5	18.24	66.68
			1 / 8	847.5	18.40	69.18
		16QAM	1 / 8	825.5	17.71	59.02
			1 / 14	836.5	17.49	56.10
			1 / 8	847.5	17.53	56.62
	1.4	QPSK	1 / 0	824.7	18.43	69.66
			1 / 0	836.5	18.17	65.61
			1 / 0	848.3	18.19	65.92
		16QAM	1 / 0	824.7	17.56	57.02
			1 / 0	836.5	17.29	53.58
			1 / 0	848.3	17.38	54.70

UL Korea, Ltd. Suwon Laboratory FORM ID: FCC_22/24/27
218 Maeyeong-ro, Yeongtong-gu, Suwon-si, Gyeonggi-do, 16675, Korea TEL: (031) 337-9902 FAX: (031) 213-5433
UL Korea, Ltd. Confidential
This report shall not be reproduced except in full, without the written approval of UL Korea, Ltd.

LTE Band 12

Band	BW [MHz]	Mode	RB/RB Size	f [MHz]	ERP / EIRP	
			Full RB		[dBm]	[mW]
Band 12	10	QPSK	1/0	704.0	10.91	12.33
			1/0	707.5	11.36	13.68
			1/0	711.0	11.15	13.03
		16QAM	1/0	704.0	9.91	9.79
			1/0	707.5	10.29	10.69
			1/0	711.0	10.10	10.23
	5	QPSK	1/0	701.5	10.02	10.05
			1/0	707.5	10.30	10.72
			1/0	713.5	10.10	10.23
		16QAM	1/0	701.5	9.23	8.38
			1/0	707.5	9.13	8.18
			1/0	713.5	9.58	9.08
	3	QPSK	1/0	700.5	9.82	9.59
			1/8	707.5	10.38	10.91
			1/0	714.5	10.18	10.42
		16QAM	1/0	700.5	8.69	7.40
			1/8	707.5	9.07	8.07
			1/0	714.5	9.05	8.04
	1.4	QPSK	1/3	699.7	8.10	6.46
			1/3	707.5	10.06	10.14
			1/0	715.3	10.22	10.52
		16QAM	1/5	699.7	9.44	8.79
			1/3	707.5	8.89	7.74
			1/0	715.3	9.30	8.51

LTE Band 17

LTE Band 17 (Frequency range: 704-716 MHz) is covered by LTE Band 12 (Frequency range: 699-716 MHz) due to overlapping frequency range, same maximum tune-up limit and same channel bandwidth.

UL Korea, Ltd. Suwon Laboratory FORM ID: FCC_22/24/27
218 Maeyeong-ro, Yeongtong-gu, Suwon-si, Gyeonggi-do, 16675, Korea TEL: (031) 337-9902 FAX: (031) 213-5433
UL Korea, Ltd. Confidential
This report shall not be reproduced except in full, without the written approval of UL Korea, Ltd.

LTE Band 41

Band	BW [MHz]	Mode	RB/RB Size	f [MHz]	ERP / EIRP	
			Full RB		[dBm]	[mW]
Band 41	20	QPSK	1/99	2506.0	21.43	139.00
			1/99	2593.0	20.74	118.58
			1/0	2680.0	19.75	94.41
		16QAM	1/99	2506.0	19.99	99.77
			1/49	2593.0	21.90	154.88
			1/49	2680.0	18.04	63.68
	15	QPSK	1/74	2503.5	20.98	125.31
			1/74	2593.0	22.54	179.47
			1/0	2682.5	19.90	97.72
		16QAM	1/0	2503.5	20.69	117.22
			1/74	2593.0	21.78	150.66
			1/0	2682.5	19.65	92.26
	10	QPSK	1/49	2501.0	21.90	154.88
			1/49	2593.0	20.97	125.03
			1/0	2685.0	19.16	82.41
		16QAM	1/0	2501.0	21.44	139.32
			1/0	2593.0	22.83	191.87
			1/0	2685.0	19.40	87.10
	5	QPSK	1/24	2498.5	20.86	121.90
			1/0	2593.0	21.44	139.32
			1/0	2687.5	20.43	110.41
		16QAM	1/24	2498.5	20.97	125.03
			1/12	2593.0	20.31	107.40
			1/12	2687.5	18.72	74.47

UL Korea, Ltd. Suwon Laboratory FORM ID: FCC_22/24/27
218 Maeyeong-ro, Yeongtong-gu, Suwon-si, Gyeonggi-do, 16675, Korea TEL: (031) 337-9902 FAX: (031) 213-5433
UL Korea, Ltd. Confidential
This report shall not be reproduced except in full, without the written approval of UL Korea, Ltd.

LTE Band 66

Band	BW [MHz]	Mode	RB/RB Size	f [MHz]	ERP / EIRP	
			Full RB		[dBm]	[mW]
Band 66	20	QPSK	1/99	1720.0	15.10	32.36
			1/99	1745.0	15.71	37.24
			1/99	1770.0	14.36	27.29
		16QAM	1/99	1720.0	13.95	24.83
			1/99	1745.0	14.39	27.48
			1/99	1770.0	13.28	21.28
	15	QPSK	1/37	1717.5	14.25	26.61
			1/0	1745.0	15.61	36.39
			1/37	1772.5	15.94	39.26
		16QAM	1/0	1717.5	14.58	28.71
			1/74	1745.0	14.14	25.94
			1/0	1772.5	15.20	33.11
	10	QPSK	1/49	1715.0	15.04	31.92
			1/49	1745.0	13.98	25.00
			1/25	1775.0	15.66	36.81
		16QAM	1/49	1715.0	13.95	24.83
			1/49	1745.0	12.48	17.70
			1/25	1775.0	14.81	30.27
	5	QPSK	1/0	1712.5	17.91	61.80
			1/0	1745.0	16.05	40.27
			1/0	1777.5	16.74	47.21
		16QAM	1/24	1712.5	16.73	47.10
			1/24	1745.0	15.34	34.20
			1/12	1777.5	15.63	36.56
	3	QPSK	1/0	1711.5	17.13	51.64
			1/0	1745.0	15.78	37.84
			1/0	1778.5	16.56	45.29
		16QAM	1/0	1711.5	16.44	44.06
			1/0	1745.0	15.11	32.43
			1/8	1778.5	15.78	37.84
	1.4	QPSK	1/3	1710.7	16.89	48.87
			1/3	1745.0	15.98	39.63
			1/3	1779.3	16.42	43.85
		16QAM	1/5	1710.7	16.07	40.46
			1/0	1745.0	15.41	34.75
			1/0	1779.3	15.62	36.48

UL Korea, Ltd. Suwon Laboratory FORM ID: FCC_22/24/27
218 Maeyeong-ro, Yeongtong-gu, Suwon-si, Gyeonggi-do, 16675, Korea TEL: (031) 337-9902 FAX: (031) 213-5433
UL Korea, Ltd. Confidential
This report shall not be reproduced except in full, without the written approval of UL Korea, Ltd.

LTE Band 4

LTE Band 4 (Frequency range: 1710-1755 MHz) is covered by LTE Band 66 (Frequency range: 1710-1780 MHz) due to overlapping frequency range, lower(0.5dB) maximum tune-up limit and same channel bandwidth.

UL Korea, Ltd. Suwon Laboratory FORM ID: FCC_22/24/27
218 Maeyeong-ro, Yeongtong-gu, Suwon-si, Gyeonggi-do, 16675, Korea TEL: (031) 337-9902 FAX: (031) 213-5433
UL Korea, Ltd. Confidential
This report shall not be reproduced except in full, without the written approval of UL Korea, Ltd.

10.1.2. ERP/EIRP DATA

GSM 850

GSM

GSM850
GPRS

UL Verification Services, Inc.
High Frequency Substitution Measurement

Company: Samsung
Project #: 4788458975
Date: 2018-05-01
Test Engineer: 47989
Configuration: EUT / Z-Position
Location: Chamber 2
Mode: GPRS 850 MHz Fundamentals

Test Equipment:
Receiving: VULB9163-749, and Chamber 2 SMA Cables
Substitution: Dipole 3121_DB4, 3m N-type Cable

f MHz	SG reading (dBm)	Ant. Pol. (H/V)	Cable Loss (dB)	Antenna Gain (dBd)	ERP (dBm)	Limit (dBm)	Delta (dB)	Notes
Low Ch								
824.20	28.58	V	1.0	-1.5	26.15	38.5	-12.3	
824.20	16.52	H	1.0	-1.5	14.09	38.5	-24.4	
Mid Ch								
836.60	28.90	V	1.0	-1.4	26.52	38.5	-12.0	
836.60	16.99	H	1.0	-1.4	14.61	38.5	-23.9	
High Ch								
848.80	29.83	V	1.0	-1.4	27.48	38.5	-11.0	
848.80	18.64	H	1.0	-1.4	16.29	38.5	-22.2	

GSM

GSM850
EGPRS

UL Verification Services, Inc.
High Frequency Substitution Measurement

Company: Samsung
Project #: 4788458975
Date: 2018-05-01
Test Engineer: 47989
Configuration: EUT / Z-Position
Location: Chamber 2
Mode: EGPRS 850 MHz Fundamentals

Test Equipment:
Receiving: VULB9163-749, and Chamber 2 SMA Cables
Substitution: Dipole 3121_DB4, 3m N-type Cable

f MHz	SG reading (dBm)	Ant. Pol. (H/V)	Cable Loss (dB)	Antenna Gain (dBd)	ERP (dBm)	Limit (dBm)	Delta (dB)	Notes
Low Ch								
824.20	22.02	V	1.0	-1.5	19.59	38.5	-18.9	
824.20	8.87	H	1.0	-1.5	6.44	38.5	-32.1	
Mid Ch								
836.60	22.09	V	1.0	-1.4	19.71	38.5	-18.8	
836.60	9.90	H	1.0	-1.4	7.52	38.5	-31.0	
High Ch								
848.80	23.15	V	1.0	-1.4	20.80	38.5	-17.7	
848.80	11.80	H	1.0	-1.4	9.45	38.5	-29.0	

UL Korea, Ltd. Confidential
This report shall not be reproduced except in full, without the written approval of UL Korea, Ltd.

GSM 1900

GSM

GSM1900
GPRS

UL Verification Services, Inc.
High Frequency Substitution Measurement

Company: Samsugn
Project #: 4788458975
Date: 2018-05-01
Test Engineer: 51072
Configuration: EUT / X-Position
Location: Chamber 1
Mode: GPRS 1900 MHz Fundamentals

Test Equpment:
Receiving: Horn 3117[00168717], and Chamber 1 SMA Cables
Substitution: Horn 3115[00161451], 3m N-type Cable

f MHz	SG reading (dBm)	Ant. Pol. (H/V)	Cable Loss (dB)	Antenna Gain (dBi)	EIRP (dBm)	Limit (dBm)	Delta (dB)	Notes
Low Ch								
1850.20	18.56	V	4.5	9.5	23.57	33.0	-9.4	
1850.20	19.45	H	4.5	9.5	24.46	33.0	-8.5	
Mid Ch								
1880.00	18.17	V	4.5	9.2	22.85	33.0	-10.2	
1880.00	21.48	H	4.5	9.2	26.16	33.0	-6.8	
High Ch								
1909.80	19.07	V	4.6	8.9	23.37	33.0	-9.6	
1909.80	21.28	H	4.6	8.9	25.58	33.0	-7.4	

GSM

GSM1900
EGPRS

UL Verification Services, Inc.
High Frequency Substitution Measurement

Company: Samsugn
Project #: 4788458975
Date: 2018-05-01
Test Engineer: 51072
Configuration: EUT / X-Position
Location: Chamber 1
Mode: EGPRS 1900 MHz Fundamentals

Test Equpment:
Receiving: Horn 3117[00168717], and Chamber 1 SMA Cables
Substitution: Horn 3115[00161451], 3m N-type Cable

f MHz	SG reading (dBm)	Ant. Pol. (H/V)	Cable Loss (dB)	Antenna Gain (dBi)	EIRP (dBm)	Limit (dBm)	Delta (dB)	Notes
Low Ch								
1850.20	14.12	V	4.5	9.5	19.13	33.0	-13.9	
1850.20	15.04	H	4.5	9.5	20.05	33.0	-12.9	
Mid Ch								
1880.00	13.66	V	4.5	9.2	18.34	33.0	-14.7	
1880.00	14.48	H	4.5	9.2	19.16	33.0	-13.8	
High Ch								
1909.80	14.70	V	4.6	8.9	19.00	33.0	-14.0	
1909.80	16.89	H	4.6	8.9	21.19	33.0	-11.8	

UL Korea, Ltd. Confidential
This report shall not be reproduced except in full, without the written approval of UL Korea, Ltd.

WCDMA

Band 5

WCDMA

Band 5
REL99

UL Verification Services, Inc.
High Frequency Substitution Measurement

Company: Samsung
Project #: 4788458975
Date: 2018-05-01
Test Engineer: 47989
Configuration: EUT / Z-Position
Location: Chamber 2
Mode: Rel99 Band 5 Fundamentals

Test Equipment:
Receiving: VULB9163-749, and Chamber 2 SMA Cables
Substitution: Dipole 3121_DB4, 3m N-type Cable

f MHz	SG reading (dBm)	Ant. Pol. (H/V)	Cable Loss (dB)	Antenna Gain (dBd)	ERP (dBm)	Limit (dBm)	Delta (dB)	Notes
Low Ch								
826.40	20.14	V	1.0	-1.5	17.72	38.5	-20.8	
826.40	7.96	H	1.0	-1.5	5.54	38.5	-33.0	
Mid Ch								
836.60	19.91	V	1.0	-1.4	17.53	38.5	-21.0	
836.60	8.31	H	1.0	-1.4	5.93	38.5	-32.6	
High Ch								
846.60	20.25	V	1.0	-1.4	17.90	38.5	-20.6	
846.60	8.76	H	1.0	-1.4	6.41	38.5	-32.1	

WCDMA

Band 5
HSDPA

UL Verification Services, Inc.
High Frequency Substitution Measurement

Company: Samsung
Project #: 4788458975
Date: 2018-05-01
Test Engineer: 47989
Configuration: EUT / Z-Position
Location: Chamber 2
Mode: HSDPA Band 5 Fundamentals

Test Equipment:
Receiving: VULB9163-749, and Chamber 2 SMA Cables
Substitution: Dipole 3121_DB4, 3m N-type Cable

f MHz	SG reading (dBm)	Ant. Pol. (H/V)	Cable Loss (dB)	Antenna Gain (dBd)	ERP (dBm)	Limit (dBm)	Delta (dB)	Notes
Low Ch								
826.40	18.94	V	1.0	-1.5	16.52	38.5	-22.0	
826.40	6.75	H	1.0	-1.5	4.33	38.5	-34.2	
Mid Ch								
836.60	18.63	V	1.0	-1.4	16.25	38.5	-22.2	
836.60	7.02	H	1.0	-1.4	4.64	38.5	-33.9	
High Ch								
846.60	18.89	V	1.0	-1.4	16.54	38.5	-22.0	
846.60	7.46	H	1.0	-1.4	5.11	38.5	-33.4	

UL Korea, Ltd. Suwon Laboratory FORM ID: FCC_22/24/27
218 Maeyeong-ro, Yeongtong-gu, Suwon-si, Gyeonggi-do, 16675, Korea TEL: (031) 337-9902 FAX: (031) 213-5433
UL Korea, Ltd. Confidential
This report shall not be reproduced except in full, without the written approval of UL Korea, Ltd.

Band 4

WCDMA

Band 4
REL99

UL Verification Services, Inc.
High Frequency Substitution Measurement

Company: Samsung
Project #: 4788468750
Date: 2018-05-17
Test Engineer: 47989
Configuration: EUT / X-Position
Location: Chamber 1
Mode: Rel99 Band 4 Fundamentals

Test Equipment:
Receiving: Horn 3117[00168717], and Chamber 1 SMA Cables
Substitution: Horn 3115[00161451], 3m N-type Cable

f MHz	SG reading (dBm)	Ant. Pol. (H/V)	Cable Loss (dB)	Antenna Gain (dBi)	EIRP (dBm)	Limit (dBm)	Delta (dB)	Notes
Low Ch								
1712.40	12.62	V	4.3	9.5	17.77	30.0	-12.2	
1712.40	16.26	H	4.3	9.5	21.42	30.0	-8.6	
Mid Ch								
1732.60	12.58	V	4.3	9.5	17.77	30.0	-12.2	
1732.60	16.70	H	4.3	9.5	21.89	30.0	-8.1	
High Ch								
1752.60	13.10	V	4.4	9.6	18.34	30.0	-11.7	
1752.60	15.53	H	4.4	9.6	20.77	30.0	-9.2	

WCDMA

Band 4
HSDPA

UL Verification Services, Inc.
High Frequency Substitution Measurement

Company: Samsung
Project #: 4788468750
Date: 2018-05-17
Test Engineer: 47989
Configuration: EUT / X-Position
Location: Chamber 1
Mode: HSDPA Band 4 Fundamentals

Test Equipment:
Receiving: Horn 3117[00168717], and Chamber 1 SMA Cables
Substitution: Horn 3115[00161451], 3m N-type Cable

f MHz	SG reading (dBm)	Ant. Pol. (H/V)	Cable Loss (dB)	Antenna Gain (dBi)	EIRP (dBm)	Limit (dBm)	Delta (dB)	Notes
Low Ch								
1712.40	11.58	V	4.3	9.5	16.73	30.0	-13.3	
1712.40	15.03	H	4.3	9.5	20.19	30.0	-9.8	
Mid Ch								
1732.60	12.41	V	4.3	9.5	17.60	30.0	-12.4	
1732.60	15.37	H	4.3	9.5	20.56	30.0	-9.4	
High Ch								
1752.60	12.08	V	4.4	9.6	17.32	30.0	-12.7	
1752.60	14.45	H	4.4	9.6	19.69	30.0	-10.3	

UL Korea, Ltd. Confidential
This report shall not be reproduced except in full, without the written approval of UL Korea, Ltd.

Band 2

WCDMA

Band 2
REL99

UL Verification Services, Inc.
High Frequency Substitution Measurement

Company: Samsung
Project #: 4788458975
Date: 2018-05-01
Test Engineer: 51072
Configuration: EUT / X-Position
Location: Chamber 1
Mode: Rel99 Band 2 Fundamentals

Test Equipment:
Receiving: Horn 3117[00168717], and Chamber 1 SMA Cables
Substitution: Horn 3115[00161451], 3m N-type Cable

f MHz	SG reading (dBm)	Ant. Pol. (H/V)	Cable Loss (dB)	Antenna Gain (dBi)	EIRP (dBm)	Limit (dBm)	Delta (dB)	Notes
Low Ch								
1852.40	11.72	V	4.5	9.5	16.71	33.0	-16.3	
1852.40	14.37	H	4.5	9.5	19.36	33.0	-13.6	
Mid Ch								
1880.00	10.67	V	4.5	9.2	15.35	33.0	-17.7	
1880.00	13.48	H	4.5	9.2	18.16	33.0	-14.8	
High Ch								
1907.60	11.21	V	4.6	8.9	15.55	33.0	-17.5	
1907.60	13.51	H	4.6	8.9	17.85	33.0	-15.1	

WCDMA

Band 2
HSDPA

UL Verification Services, Inc.
High Frequency Substitution Measurement

Company: Samsung
Project #: 4788458975
Date: 2018-05-01
Test Engineer: 51072
Configuration: EUT / X-Position
Location: Chamber 1
Mode: HSDPA Band 2 Fundamentals

Test Equipment:
Receiving: Horn 3117[00168717], and Chamber 1 SMA Cables
Substitution: Horn 3115[00161451], 3m N-type Cable

f MHz	SG reading (dBm)	Ant. Pol. (H/V)	Cable Loss (dB)	Antenna Gain (dBi)	EIRP (dBm)	Limit (dBm)	Delta (dB)	Notes
Low Ch								
1852.40	10.75	V	4.5	9.5	15.74	33.0	-17.3	
1852.40	13.48	H	4.5	9.5	18.47	33.0	-14.5	
Mid Ch								
1880.00	9.84	V	4.5	9.2	14.52	33.0	-18.5	
1880.00	12.67	H	4.5	9.2	17.35	33.0	-15.7	
High Ch								
1907.60	10.13	V	4.6	8.9	14.47	33.0	-18.5	
1907.60	12.50	H	4.6	8.9	16.84	33.0	-16.2	

UL Korea, Ltd. Confidential
This report shall not be reproduced except in full, without the written approval of UL Korea, Ltd.

LTE Band 2

LTE Band 2 20MHz QPSK

UL Verification Services, Inc.
High Frequency Substitution Measurement

Company: Samsung
Project #: 4788468750
Date: 2018-05-08
Test Engineer: 45585
Configuration: EUT / X-Position
Location: Chamber 2
Mode: LTE_QPSK Band 2 Fundamentals, 20MHz Bandwidth

Test Equipment:
Receiving: Horn 3117[00168724], and Chamber 2 SMA Cables
Substitution: Horn 3115[00161451], 3m N-type Cable

f MHz	SG reading (dBm)	Ant. Pol. (H/V)	Cable Loss (dB)	Antenna Gain (dBi)	EIRP (dBm)	Limit (dBm)	Delta (dB)	Notes
Low Ch								
1860.00	13.96	V	4.5	9.4	18.86	33.0	-14.1	
1860.00	13.34	H	4.5	9.4	18.24	33.0	-14.8	
Mid Ch								
1880.00	13.76	V	4.5	9.2	18.44	33.0	-14.6	
1880.00	13.49	H	4.5	9.2	18.17	33.0	-14.8	
High Ch								
1900.00	13.35	V	4.6	9.0	17.81	33.0	-15.2	
1900.00	13.59	H	4.6	9.0	18.05	33.0	-15.0	

LTE Band 2 20MHz 16QAM

UL Verification Services, Inc.
High Frequency Substitution Measurement

Company: Samsung
Project #: 4788468750
Date: 2018-05-08
Test Engineer: 45585
Configuration: EUT / Z-Position
Location: Chamber 2
Mode: LTE_16QAM Band 2 Fundamentals, 20MHz Bandwidth

Test Equipment:
Receiving: Horn 3117[00168724], and Chamber 2 SMA Cables
Substitution: Horn 3115[00161451], 3m N-type Cable

f MHz	SG reading (dBm)	Ant. Pol. (H/V)	Cable Loss (dB)	Antenna Gain (dBi)	EIRP (dBm)	Limit (dBm)	Delta (dB)	Notes
Low Ch								
1860.00	12.75	V	4.5	9.4	17.65	33.0	-15.4	
1860.00	12.46	H	4.5	9.4	17.36	33.0	-15.6	
Mid Ch								
1880.00	12.82	V	4.5	9.2	17.50	33.0	-15.5	
1880.00	12.31	H	4.5	9.2	16.99	33.0	-16.0	
High Ch								
1900.00	11.94	V	4.6	9.0	16.40	33.0	-16.6	
1900.00	12.33	H	4.6	9.0	16.79	33.0	-16.2	

UL Korea, Ltd. Confidential
This report shall not be reproduced except in full, without the written approval of UL Korea, Ltd.

LTE

Band 2

15MHz

QPSK

UL Verification Services, Inc.
High Frequency Substitution Measurement

Company: Samsung
Project #: 4788468750
Date: 2018-05-08
Test Engineer: 45585
Configuration: EUT / X-Position
Location: Chamber 2
Mode: LTE_QPSK Band 2 Fundamentals, 15MHz Bandwidth

Test Equipment:
Receiving: Horn 3117[00168724], and Chamber 2 SMA Cables
Substitution: Horn 3115[00161451], 3m N-type Cable

f MHz	SG reading (dBm)	Ant. Pol. (H/V)	Cable Loss (dB)	Antenna Gain (dBi)	EIRP (dBm)	Limit (dBm)	Delta (dB)	Notes
Low Ch								
1857.50	14.59	V	4.5	9.4	19.52	33.0	-13.5	
1857.50	13.59	H	4.5	9.4	18.52	33.0	-14.5	
Mid Ch								
1880.00	14.44	V	4.5	9.2	19.12	33.0	-13.9	
1880.00	14.02	H	4.5	9.2	18.70	33.0	-14.3	
High Ch								
1902.50	13.03	V	4.6	9.0	17.45	33.0	-15.6	
1902.50	13.26	H	4.6	9.0	17.68	33.0	-15.3	

LTE

Band 2

15MHz

16QAM

UL Verification Services, Inc.
High Frequency Substitution Measurement

Company: Samsung
Project #: 4788468750
Date: 2018-05-08
Test Engineer: 45585
Configuration: EUT / X-Position
Location: Chamber 2
Mode: LTE_16QAM Band 2 Fundamentals, 15MHz Bandwidth

Test Equipment:
Receiving: Horn 3117[00168724], and Chamber 2 SMA Cables
Substitution: Horn 3115[00161451], 3m N-type Cable

f MHz	SG reading (dBm)	Ant. Pol. (H/V)	Cable Loss (dB)	Antenna Gain (dBi)	EIRP (dBm)	Limit (dBm)	Delta (dB)	Notes
Low Ch								
1857.50	13.01	V	4.5	9.4	17.94	33.0	-15.1	
1857.50	12.62	H	4.5	9.4	17.55	33.0	-15.5	
Mid Ch								
1880.00	12.87	V	4.5	9.2	17.55	33.0	-15.5	
1880.00	11.77	H	4.5	9.2	16.45	33.0	-16.6	
High Ch								
1902.50	11.91	V	4.6	9.0	16.33	33.0	-16.7	
1902.50	12.28	H	4.6	9.0	16.70	33.0	-16.3	

UL Korea, Ltd. Suwon Laboratory FORM ID: FCC_22/24/27
218 Maeyeong-ro, Yeongtong-gu, Suwon-si, Gyeonggi-do, 16675, Korea TEL: (031) 337-9902 FAX: (031) 213-5433
UL Korea, Ltd. Confidential
This report shall not be reproduced except in full, without the written approval of UL Korea, Ltd.

LTE

Band 2

10MHz

QPSK

UL Verification Services, Inc.
High Frequency Substitution Measurement

Company: Samsung
Project #: 4788468750
Date: 2018-05-04
Test Engineer: 47989
Configuration: EUT / X-Position
Location: Chamber 2
Mode: LTE_QPSK Band 2 Fundamentals, 10MHz Bandwidth

Test Equipment:
Receiving: Horn 3117[00168724], and Chamber 2 SMA Cables
Substitution: Horn 3115[00161451], 3m N-type Cable

f MHz	SG reading (dBm)	Ant. Pol. (H/V)	Cable Loss (dB)	Antenna Gain (dBi)	EIRP (dBm)	Limit (dBm)	Delta (dB)	Notes
Low Ch								
1855.00	14.99	V	4.5	9.5	19.95	33.0	-13.1	
1855.00	13.43	H	4.5	9.5	18.38	33.0	-14.6	
Mid Ch								
1880.00	12.74	V	4.5	9.2	17.42	33.0	-15.6	
1880.00	13.06	H	4.5	9.2	17.74	33.0	-15.3	
High Ch								
1905.00	13.72	V	4.6	8.9	18.10	33.0	-14.9	
1905.00	13.66	H	4.6	8.9	18.04	33.0	-15.0	

LTE

Band 2

10MHz

16QAM

UL Verification Services, Inc.
High Frequency Substitution Measurement

Company: Samsung
Project #: 4788468750
Date: 2018-05-04
Test Engineer: 47989
Configuration: EUT / X-Position
Location: Chamber 2
Mode: LTE_16QAM Band 2 Fundamentals, 10MHz Bandwidth

Test Equipment:
Receiving: Horn 3117[00168724], and Chamber 2 SMA Cables
Substitution: Horn 3115[00161451], 3m N-type Cable

f MHz	SG reading (dBm)	Ant. Pol. (H/V)	Cable Loss (dB)	Antenna Gain (dBi)	EIRP (dBm)	Limit (dBm)	Delta (dB)	Notes
Low Ch								
1855.00	13.31	V	4.5	9.5	18.27	33.0	-14.7	
1855.00	12.52	H	4.5	9.5	17.47	33.0	-15.5	
Mid Ch								
1880.00	11.86	V	4.5	9.2	16.54	33.0	-16.5	
1880.00	12.14	H	4.5	9.2	16.82	33.0	-16.2	
High Ch								
1905.00	12.63	V	4.6	8.9	17.01	33.0	-16.0	
1905.00	13.23	H	4.6	8.9	17.61	33.0	-15.4	

UL Korea, Ltd. Suwon Laboratory FORM ID: FCC_22/24/27
218 Maeyeong-ro, Yeongtong-gu, Suwon-si, Gyeonggi-do, 16675, Korea TEL: (031) 337-9902 FAX: (031) 213-5433
UL Korea, Ltd. Confidential
This report shall not be reproduced except in full, without the written approval of UL Korea, Ltd.

LTE

Band 2

5MHz

QPSK

UL Verification Services, Inc.
High Frequency Substitution Measurement

Company: Samsung
Project #: 4788468750
Date: 2018-05-04
Test Engineer: 47989
Configuration: EUT / X-Position
Location: Chamber 2
Mode: LTE_QPSK Band 2 Fundamentals, 5MHz Bandwidth

Test Equipment:
Receiving: Horn 3117[00168724], and Chamber 2 SMA Cables
Substitution: Horn 3115[00161451], 3m N-type Cable

f MHz	SG reading (dBm)	Ant. Pol. (H/V)	Cable Loss (dB)	Antenna Gain (dBi)	EIRP (dBm)	Limit (dBm)	Delta (dB)	Notes
Low Ch								
1852.50	14.07	V	4.5	9.5	19.06	33.0	-13.9	
1852.50	13.93	H	4.5	9.5	18.92	33.0	-14.1	
Mid Ch								
1880.00	13.39	V	4.5	9.2	18.07	33.0	-14.9	
1880.00	13.04	H	4.5	9.2	17.72	33.0	-15.3	
High Ch								
1907.50	13.96	V	4.6	8.9	18.30	33.0	-14.7	
1907.50	13.25	H	4.6	8.9	17.59	33.0	-15.4	

LTE

Band 2

5MHz

16QAM

UL Verification Services, Inc.
High Frequency Substitution Measurement

Company: Samsung
Project #: 4788468750
Date: 2018-05-04
Test Engineer: 47989
Configuration: EUT / X-Position
Location: Chamber 2
Mode: LTE_16QAM Band 2 Fundamentals, 5MHz Bandwidth

Test Equipment:
Receiving: Horn 3117[00168724], and Chamber 2 SMA Cables
Substitution: Horn 3115[00161451], 3m N-type Cable

f MHz	SG reading (dBm)	Ant. Pol. (H/V)	Cable Loss (dB)	Antenna Gain (dBi)	EIRP (dBm)	Limit (dBm)	Delta (dB)	Notes
Low Ch								
1852.50	12.92	V	4.5	9.5	17.91	33.0	-15.1	
1852.50	13.44	H	4.5	9.5	18.43	33.0	-14.6	
Mid Ch								
1880.00	12.12	V	4.5	9.2	16.80	33.0	-16.2	
1880.00	11.81	H	4.5	9.2	16.49	33.0	-16.5	
High Ch								
1907.50	13.25	V	4.6	8.9	17.59	33.0	-15.4	
1907.50	12.33	H	4.6	8.9	16.67	33.0	-16.3	

UL Korea, Ltd. Suwon Laboratory FORM ID: FCC_22/24/27
218 Maeyeong-ro, Yeongtong-gu, Suwon-si, Gyeonggi-do, 16675, Korea TEL: (031) 337-9902 FAX: (031) 213-5433
UL Korea, Ltd. Confidential
This report shall not be reproduced except in full, without the written approval of UL Korea, Ltd.

LTE

Band 2

3MHz

QPSK

UL Verification Services, Inc.
High Frequency Substitution Measurement

Company: Samsung
Project #: 4788468750
Date: 2018-05-04
Test Engineer: 47989
Configuration: EUT / X-Position
Location: Chamber 2
Mode: LTE_QPSK Band 2 Fundamentals, 3MHz Bandwidth

Test Equpment:
Receiving: Horn 3117[00168724], and Chamber 2 SMA Cables
Substitution: Horn 3115[00161451], 3m N-type Cable

f MHz	SG reading (dBm)	Ant. Pol. (H/V)	Cable Loss (dB)	Antenna Gain (dBi)	EIRP (dBm)	Limit (dBm)	Delta (dB)	Notes
Low Ch								
1851.50	13.77	V	4.5	9.5	18.77	33.0	-14.2	
1851.50	13.61	H	4.5	9.5	18.61	33.0	-14.4	
Mid Ch								
1880.00	14.11	V	4.5	9.2	18.79	33.0	-14.2	
1880.00	12.89	H	4.5	9.2	17.57	33.0	-15.4	
High Ch								
1908.50	12.68	V	4.6	8.9	17.00	33.0	-16.0	
1908.50	12.89	H	4.6	8.9	17.21	33.0	-15.8	

LTE

Band 2

3MHz

16QAM

UL Verification Services, Inc.
High Frequency Substitution Measurement

Company: Samsung
Project #: 4788468750
Date: 2018-05-04
Test Engineer: 47989
Configuration: EUT / X-Position
Location: Chamber 2
Mode: LTE_16QAM Band 2 Fundamentals, 3MHz Bandwidth

Test Equpment:
Receiving: Horn 3117[00168724], and Chamber 2 SMA Cables
Substitution: Horn 3115[00161451], 3m N-type Cable

f MHz	SG reading (dBm)	Ant. Pol. (H/V)	Cable Loss (dB)	Antenna Gain (dBi)	EIRP (dBm)	Limit (dBm)	Delta (dB)	Notes
Low Ch								
1851.50	12.62	V	4.5	9.5	17.62	33.0	-15.4	
1851.50	12.53	H	4.5	9.5	17.53	33.0	-15.5	
Mid Ch								
1880.00	12.72	V	4.5	9.2	17.40	33.0	-15.6	
1880.00	11.71	H	4.5	9.2	16.39	33.0	-16.6	
High Ch								
1908.50	11.63	V	4.6	8.9	15.95	33.0	-17.1	
1908.50	12.07	H	4.6	8.9	16.39	33.0	-16.6	

UL Korea, Ltd. Confidential
This report shall not be reproduced except in full, without the written approval of UL Korea, Ltd.

LTE

Band 2

1.4MHz

QPSK

UL Verification Services, Inc.
High Frequency Substitution Measurement

Company: Samsung
Project #: 4788468750
Date: 2018-05-04
Test Engineer: 47989
Configuration: EUT / X-Position
Location: Chamber 2
Mode: LTE_QPSK Band 2 Fundamentals, 1.4MHz Bandwidth

Test Equipment:
Receiving: Horn 3117[00168724], and Chamber 2 SMA Cables
Substitution: Horn 3115[00161451], 3m N-type Cable

f MHz	SG reading (dBm)	Ant. Pol. (H/V)	Cable Loss (dB)	Antenna Gain (dBi)	EIRP (dBm)	Limit (dBm)	Delta (dB)	Notes
Low Ch								
1850.70	13.53	V	4.5	9.5	18.54	33.0	-14.5	
1850.70	13.24	H	4.5	9.5	18.24	33.0	-14.8	
Mid Ch								
1880.00	13.64	V	4.5	9.2	18.32	33.0	-14.7	
1880.00	13.50	H	4.5	9.2	18.18	33.0	-14.8	
High Ch								
1909.30	13.59	V	4.6	8.9	17.90	33.0	-15.1	
1909.30	12.98	H	4.6	8.9	17.29	33.0	-15.7	

LTE

Band 2

1.4MHz

16QAM

UL Verification Services, Inc.
High Frequency Substitution Measurement

Company: Samsung
Project #: 4788468750
Date: 2018-05-04
Test Engineer: 47989
Configuration: EUT / X-Position
Location: Chamber 2
Mode: LTE_16QAM Band 2 Fundamentals, 1.4MHz Bandwidth

Test Equipment:
Receiving: Horn 3117[00168724], and Chamber 2 SMA Cables
Substitution: Horn 3115[00161451], 3m N-type Cable

f MHz	SG reading (dBm)	Ant. Pol. (H/V)	Cable Loss (dB)	Antenna Gain (dBi)	EIRP (dBm)	Limit (dBm)	Delta (dB)	Notes
Low Ch								
1850.70	12.98	V	4.5	9.5	17.99	33.0	-15.0	
1850.70	12.26	H	4.5	9.5	17.26	33.0	-15.7	
Mid Ch								
1880.00	12.76	V	4.5	9.2	17.44	33.0	-15.6	
1880.00	11.91	H	4.5	9.2	16.59	33.0	-16.4	
High Ch								
1909.30	12.84	V	4.6	8.9	17.15	33.0	-15.8	
1909.30	11.56	H	4.6	8.9	15.87	33.0	-17.1	

UL Korea, Ltd. Confidential
This report shall not be reproduced except in full, without the written approval of UL Korea, Ltd.

LTE Band 5

LTE
Band 5
10MHz
QPSK

UL Verification Services, Inc.
High Frequency Substitution Measurement

Company: Samsung
Project #: 4788458975
Date: 2018-05-03
Test Engineer: 47989
Configuration: EUT / Z-Position
Location: Chamber 2
Mode: LTE_QPSK Band 5 Fundamentals, 10MHz Bandwidth

Test Equipment:
Receiving: VULB9163-749, and Chamber 2 SMA Cables
Substitution: Dipole 3121_DB4, 3m N-type Cable

f MHz	SG reading (dBm)	Ant. Pol. (H/V)	Cable Loss (dB)	Antenna Gain (dBd)	ERP (dBm)	Limit (dBm)	Delta (dB)	Notes
Low Ch								
829.00	20.43	V	1.0	-1.5	18.02	38.5	-20.5	
829.00	9.76	H	1.0	-1.5	7.35	38.5	-31.2	
Mid Ch								
836.50	21.07	V	1.0	-1.4	18.69	38.5	-19.8	
836.50	9.02	H	1.0	-1.4	6.64	38.5	-31.9	
High Ch								
844.00	21.47	V	1.0	-1.4	19.12	38.5	-19.4	
844.00	9.96	H	1.0	-1.4	7.60	38.5	-30.9	

LTE
Band 5
10MHz
16QAM

UL Verification Services, Inc.
High Frequency Substitution Measurement

Company: Samsung
Project #: 4788458975
Date: 2018-05-03
Test Engineer: 47989
Configuration: EUT / Z-Position
Location: Chamber 2
Mode: LTE_16QAM Band 5 Fundamentals, 10MHz Bandwidth

Test Equipment:
Receiving: VULB9163-749, and Chamber 2 SMA Cables
Substitution: Dipole 3121_DB4, 3m N-type Cable

f MHz	SG reading (dBm)	Ant. Pol. (H/V)	Cable Loss (dB)	Antenna Gain (dBd)	ERP (dBm)	Limit (dBm)	Delta (dB)	Notes
Low Ch								
829.00	19.71	V	1.0	-1.5	17.30	38.5	-21.2	
829.00	8.69	H	1.0	-1.5	6.28	38.5	-32.2	
Mid Ch								
836.50	20.39	V	1.0	-1.4	18.01	38.5	-20.5	
836.50	8.12	H	1.0	-1.4	5.74	38.5	-32.8	
High Ch								
844.00	20.34	V	1.0	-1.4	17.99	38.5	-20.5	
844.00	8.72	H	1.0	-1.4	6.36	38.5	-32.1	

UL Korea, Ltd. Confidential
This report shall not be reproduced except in full, without the written approval of UL Korea, Ltd.

LTE

Band 5

5MHz

QPSK

UL Verification Services, Inc.
High Frequency Substitution Measurement

Company: Samsung
Project #: 4788458975
Date: 2018-05-01
Test Engineer: 47989
Configuration: EUT / Z-Position
Location: Chamber 2
Mode: LTE_QPSK Band 5 Fundamentals, 5MHz Bandwidth

Test Equipment:
Receiving: VULB9163-749, and Chamber 2 SMA Cables
Substitution: Dipole 3121_DB4, 3m N-type Cable

f MHz	SG reading (dBm)	Ant. Pol. (H/V)	Cable Loss (dB)	Antenna Gain (dBd)	ERP (dBm)	Limit (dBm)	Delta (dB)	Notes
Low Ch								
826.50	20.61	V	1.0	-1.5	18.19	38.5	-20.3	
826.50	8.81	H	1.0	-1.5	6.39	38.5	-32.1	
Mid Ch								
836.50	20.73	V	1.0	-1.4	18.35	38.5	-20.2	
836.50	8.83	H	1.0	-1.4	6.45	38.5	-32.1	
High Ch								
846.50	20.42	V	1.0	-1.4	18.07	38.5	-20.4	
846.50	8.85	H	1.0	-1.4	6.50	38.5	-32.0	

LTE

Band 5

5MHz

16QAM

UL Verification Services, Inc.
High Frequency Substitution Measurement

Company: Samsung
Project #: 4788458975
Date: 2018-05-01
Test Engineer: 47989
Configuration: EUT / Z-Position
Location: Chamber 2
Mode: LTE_16QAM Band 5 Fundamentals, 5MHz Bandwidth

Test Equipment:
Receiving: VULB9163-749, and Chamber 2 SMA Cables
Substitution: Dipole 3121_DB4, 3m N-type Cable

f MHz	SG reading (dBm)	Ant. Pol. (H/V)	Cable Loss (dB)	Antenna Gain (dBd)	ERP (dBm)	Limit (dBm)	Delta (dB)	Notes
Low Ch								
826.50	20.33	V	1.0	-1.5	17.91	38.5	-20.6	
826.50	8.67	H	1.0	-1.5	6.25	38.5	-32.2	
Mid Ch								
836.50	19.90	V	1.0	-1.4	17.52	38.5	-21.0	
836.50	8.00	H	1.0	-1.4	5.62	38.5	-32.9	
High Ch								
846.50	19.85	V	1.0	-1.4	17.50	38.5	-21.0	
846.50	8.56	H	1.0	-1.4	6.21	38.5	-32.3	

UL Korea, Ltd. Confidential
This report shall not be reproduced except in full, without the written approval of UL Korea, Ltd.

LTE

Band 5

3MHz

QPSK

UL Verification Services, Inc.
High Frequency Substitution Measurement

Company: Samsung
Project #: 4788458975
Date: 2018-05-01
Test Engineer: 47989
Configuration: EUT / Z-Position
Location: Chamber 2
Mode: LTE_QPSK Band 5 Fundamentals, 3MHz Bandwidth

Test Equipment:
Receiving: VULB9163-749, and Chamber 2 SMA Cables
Substitution: Dipole 3121_DB4, 3m N-type Cable

f MHz	SG reading (dBm)	Ant. Pol. (H/V)	Cable Loss (dB)	Antenna Gain (dBd)	ERP (dBm)	Limit (dBm)	Delta (dB)	Notes
Low Ch								
825.50	20.75	V	1.0	-1.5	18.33	38.5	-20.2	
825.50	8.93	H	1.0	-1.5	6.51	38.5	-32.0	
Mid Ch								
836.50	20.62	V	1.0	-1.4	18.24	38.5	-20.3	
836.50	8.77	H	1.0	-1.4	6.39	38.5	-32.1	
High Ch								
847.50	20.74	V	1.0	-1.4	18.40	38.5	-20.1	
847.50	9.17	H	1.0	-1.4	6.82	38.5	-31.7	

LTE

Band 5

3MHz

16QAM

UL Verification Services, Inc.
High Frequency Substitution Measurement

Company: Samsung
Project #: 4788458975
Date: 2018-05-01
Test Engineer: 47989
Configuration: EUT / Z-Position
Location: Chamber 2
Mode: LTE_16QAM Band 5 Fundamentals, 3MHz Bandwidth

Test Equipment:
Receiving: VULB9163-749, and Chamber 2 SMA Cables
Substitution: Dipole 3121_DB4, 3m N-type Cable

f MHz	SG reading (dBm)	Ant. Pol. (H/V)	Cable Loss (dB)	Antenna Gain (dBd)	ERP (dBm)	Limit (dBm)	Delta (dB)	Notes
Low Ch								
825.50	20.13	V	1.0	-1.5	17.71	38.5	-20.8	
825.50	8.36	H	1.0	-1.5	5.94	38.5	-32.6	
Mid Ch								
836.50	19.87	V	1.0	-1.4	17.49	38.5	-21.0	
836.50	8.11	H	1.0	-1.4	5.73	38.5	-32.8	
High Ch								
847.50	19.87	V	1.0	-1.4	17.53	38.5	-21.0	
847.50	8.39	H	1.0	-1.4	6.04	38.5	-32.5	

UL Korea, Ltd. Confidential
This report shall not be reproduced except in full, without the written approval of UL Korea, Ltd.

LTE

Band 5

1.4MHz

QPSK

UL Verification Services, Inc.
High Frequency Substitution Measurement

Company: Samsung
Project #: 4788458975
Date: 2018-05-01
Test Engineer: 47989
Configuration: EUT / Z-Position
Location: Chamber 2
Mode: LTE_QPSK Band 5 Fundamentals, 1.4MHz Bandwidth

Test Equipment:
Receiving: VULB9163-749, and Chamber 2 SMA Cables
Substitution: Dipole 3121_DB4, 3m N-type Cable

f MHz	SG reading (dBm)	Ant. Pol. (H/V)	Cable Loss (dB)	Antenna Gain (dBd)	ERP (dBm)	Limit (dBm)	Delta (dB)	Notes
Low Ch								
824.70	20.86	V	1.0	-1.5	18.43	38.5	-20.1	
824.70	8.95	H	1.0	-1.5	6.52	38.5	-32.0	
Mid Ch								
836.50	20.55	V	1.0	-1.4	18.17	38.5	-20.3	
836.50	9.01	H	1.0	-1.4	6.63	38.5	-31.9	
High Ch								
848.30	20.54	V	1.0	-1.4	18.19	38.5	-20.3	
848.30	8.46	H	1.0	-1.4	6.11	38.5	-32.4	

LTE

Band 5

1.4MHz

16QAM

UL Verification Services, Inc.
High Frequency Substitution Measurement

Company: Samsung
Project #: 4788458975
Date: 2018-05-01
Test Engineer: 47989
Configuration: EUT / Z-Position
Location: Chamber 2
Mode: LTE_16QAM Band 5 Fundamentals, 1.4MHz Bandwidth

Test Equipment:
Receiving: VULB9163-749, and Chamber 2 SMA Cables
Substitution: Dipole 3121_DB4, 3m N-type Cable

f MHz	SG reading (dBm)	Ant. Pol. (H/V)	Cable Loss (dB)	Antenna Gain (dBd)	ERP (dBm)	Limit (dBm)	Delta (dB)	Notes
Low Ch								
824.70	19.99	V	1.0	-1.5	17.56	38.5	-20.9	
824.70	8.23	H	1.0	-1.5	5.80	38.5	-32.7	
Mid Ch								
836.50	19.67	V	1.0	-1.4	17.29	38.5	-21.2	
836.50	8.18	H	1.0	-1.4	5.80	38.5	-32.7	
High Ch								
848.30	19.73	V	1.0	-1.4	17.38	38.5	-21.1	
848.30	7.68	H	1.0	-1.4	5.33	38.5	-33.2	

UL Korea, Ltd. Confidential
This report shall not be reproduced except in full, without the written approval of UL Korea, Ltd.

LTE Band 12

LTE

Band 12

10MHz

QPSK

UL Verification Services, Inc.
High Frequency Substitution Measurement

Company: Samsung
Project #: 4788468750
Date: 2018-05-18
Test Engineer: 45585
Configuration: EUT / Z-Position
Location: Chamber 1
Mode: LTE_QPSK Band 12 Fundamentals, 10MHz Bandwidth

Test Equipment:
Receiving: VULB9163-750, and Chamber 2 SMA Cables
Substitution: Dipole 3121_DB4, 3m N-type Cable

f MHz	SG reading (dBm)	Ant. Pol. (H/V)	Cable Loss (dB)	Antenna Gain (dBd)	ERP (dBm)	Limit (dBm)	Delta (dB)	Notes
Low Ch								
704.00	13.38	V	0.9	-1.6	10.91	34.8	-23.9	
704.00	-2.65	H	0.9	-1.6	-5.12	34.8	-39.9	
Mid Ch								
707.50	13.83	V	0.9	-1.6	11.36	34.8	-23.4	
707.50	-1.72	H	0.9	-1.6	-4.19	34.8	-39.0	
High Ch								
711.00	13.62	V	0.9	-1.6	11.15	34.8	-23.6	
711.00	-2.30	H	0.9	-1.6	-4.78	34.8	-39.6	

LTE

Band 12

10MHz

16QAM

UL Verification Services, Inc.
High Frequency Substitution Measurement

Company: Samsung
Project #: 4788468750
Date: 2018-05-18
Test Engineer: 45585
Configuration: EUT / Z-Position
Location: Chamber 1
Mode: LTE_16QAM Band 12 Fundamentals, 10MHz Bandwidth

Test Equipment:
Receiving: VULB9163-750, and Chamber 2 SMA Cables
Substitution: Dipole 3121_DB4, 3m N-type Cable

f MHz	SG reading (dBm)	Ant. Pol. (H/V)	Cable Loss (dB)	Antenna Gain (dBd)	ERP (dBm)	Limit (dBm)	Delta (dB)	Notes
Low Ch								
704.00	12.38	V	0.9	-1.6	9.91	34.8	-24.9	
704.00	-3.74	H	0.9	-1.6	-6.21	34.8	-41.0	
Mid Ch								
707.50	12.76	V	0.9	-1.6	10.29	34.8	-24.5	
707.50	-2.85	H	0.9	-1.6	-5.32	34.8	-40.1	
High Ch								
711.00	12.57	V	0.9	-1.6	10.10	34.8	-24.7	
711.00	-3.14	H	0.9	-1.6	-5.62	34.8	-40.4	

UL Korea, Ltd. Suwon Laboratory FORM ID: FCC_22/24/27
218 Maeyeong-ro, Yeongtong-gu, Suwon-si, Gyeonggi-do, 16675, Korea TEL: (031) 337-9902 FAX: (031) 213-5433
UL Korea, Ltd. Confidential
This report shall not be reproduced except in full, without the written approval of UL Korea, Ltd.

LTE

Band 12

5MHz

QPSK

UL Verification Services, Inc.
High Frequency Substitution Measurement

Company: Samsung
Project #: 4788468750
Date: 2018-05-04
Test Engineer: 47989
Configuration: EUT / Z-Position
Location: Chamber 2
Mode: LTE_QPSK Band 12 Fundamentals, 5MHz Bandwidth

Test Equipment:
Receiving: VULB9163-749, and Chamber 2 SMA Cables
Substitution: Dipole 3121_DB4, 3m N-type Cable

f MHz	SG reading (dBm)	Ant. Pol. (H/V)	Cable Loss (dB)	Antenna Gain (dBd)	ERP (dBm)	Limit (dBm)	Delta (dB)	Notes
Low Ch								
701.50	12.49	V	0.9	-1.6	10.02	34.8	-24.8	
701.50	-2.86	H	0.9	-1.6	-5.33	34.8	-40.1	
Mid Ch								
707.50	12.77	V	0.9	-1.6	10.30	34.8	-24.5	
707.50	-1.94	H	0.9	-1.6	-4.41	34.8	-39.2	
High Ch								
713.50	12.57	V	0.9	-1.6	10.10	34.8	-24.7	
713.50	-1.19	H	0.9	-1.6	-3.67	34.8	-38.5	

LTE

Band 12

5MHz

16QAM

UL Verification Services, Inc.
High Frequency Substitution Measurement

Company: Samsung
Project #: 4788468750
Date: 2018-05-04
Test Engineer: 47989
Configuration: EUT / Z-Position
Location: Chamber 2
Mode: LTE_16QAM Band 12 Fundamentals, 5MHz Bandwidth

Test Equipment:
Receiving: VULB9163-749, and Chamber 2 SMA Cables
Substitution: Dipole 3121_DB4, 3m N-type Cable

f MHz	SG reading (dBm)	Ant. Pol. (H/V)	Cable Loss (dB)	Antenna Gain (dBd)	ERP (dBm)	Limit (dBm)	Delta (dB)	Notes
Low Ch								
701.50	11.70	V	0.9	-1.6	9.23	34.8	-25.6	
701.50	-3.33	H	0.9	-1.6	-5.80	34.8	-40.6	
Mid Ch								
707.50	11.60	V	0.9	-1.6	9.13	34.8	-25.7	
707.50	-2.97	H	0.9	-1.6	-5.44	34.8	-40.2	
High Ch								
713.50	12.05	V	0.9	-1.6	9.58	34.8	-25.2	
713.50	-2.25	H	0.9	-1.6	-4.73	34.8	-39.5	

UL Korea, Ltd. Confidential
This report shall not be reproduced except in full, without the written approval of UL Korea, Ltd.

LTE

Band 12

3MHz

QPSK

UL Verification Services, Inc.
High Frequency Substitution Measurement

Company: Samsung
Project #: 4788468750
Date: 2018-05-04
Test Engineer: 47989
Configuration: EUT / Z-Position
Location: Chamber 2
Mode: LTE_QPSK Band 12 Fundamentals, 3MHz Bandwidth

Test Equipment:
Receiving: VULB9163-749, and Chamber 2 SMA Cables
Substitution: Dipole 3121_DB4, 3m N-type Cable

f MHz	SG reading (dBm)	Ant. Pol. (H/V)	Cable Loss (dB)	Antenna Gain (dBd)	ERP (dBm)	Limit (dBm)	Delta (dB)	Notes
Low Ch								
700.50	12.28	V	0.9	-1.6	9.82	34.8	-25.0	
700.50	-2.39	H	0.9	-1.6	-4.85	34.8	-39.7	
Mid Ch								
707.50	12.85	V	0.9	-1.6	10.38	34.8	-24.4	
707.50	-1.71	H	0.9	-1.6	-4.18	34.8	-39.0	
High Ch								
714.50	12.66	V	0.9	-1.6	10.18	34.8	-24.6	
714.50	-2.06	H	0.9	-1.6	-4.54	34.8	-39.3	

LTE

Band 12

3MHz

16QAM

UL Verification Services, Inc.
High Frequency Substitution Measurement

Company: Samsung
Project #: 4788468750
Date: 2018-05-04
Test Engineer: 47989
Configuration: EUT / Z-Position
Location: Chamber 2
Mode: LTE_16QAM Band 12 Fundamentals, 3MHz Bandwidth

Test Equipment:
Receiving: VULB9163-749, and Chamber 2 SMA Cables
Substitution: Dipole 3121_DB4, 3m N-type Cable

f MHz	SG reading (dBm)	Ant. Pol. (H/V)	Cable Loss (dB)	Antenna Gain (dBd)	ERP (dBm)	Limit (dBm)	Delta (dB)	Notes
Low Ch								
700.50	11.15	V	0.9	-1.6	8.69	34.8	-26.1	
700.50	-3.99	H	0.9	-1.6	-6.45	34.8	-41.3	
Mid Ch								
707.50	11.54	V	0.9	-1.6	9.07	34.8	-25.7	
707.50	-2.74	H	0.9	-1.6	-5.21	34.8	-40.0	
High Ch								
714.50	11.53	V	0.9	-1.6	9.05	34.8	-25.7	
714.50	-1.02	H	0.9	-1.6	-3.50	34.8	-38.3	

UL Korea, Ltd. Suwon Laboratory FORM ID: FCC_22/24/27
218 Maeyeong-ro, Yeongtong-gu, Suwon-si, Gyeonggi-do, 16675, Korea TEL: (031) 337-9902 FAX: (031) 213-5433
UL Korea, Ltd. Confidential
This report shall not be reproduced except in full, without the written approval of UL Korea, Ltd.

LTE

Band 12

1.4MHz

QPSK

UL Verification Services, Inc.
High Frequency Substitution Measurement

Company: Samsung
Project #: 4788468750
Date: 2018-05-04
Test Engineer: 47989
Configuration: EUT / Z-Position
Location: Chamber 2
Mode: LTE_QPSK Band 12 Fundamentals, 1.4MHz Bandwidth

Test Equipment:
Receiving: VULB9163-749, and Chamber 2 SMA Cables
Substitution: Dipole 3121_DB4, 3m N-type Cable

f MHz	SG reading (dBm)	Ant. Pol. (H/V)	Cable Loss (dB)	Antenna Gain (dBd)	ERP (dBm)	Limit (dBm)	Delta (dB)	Notes
Low Ch								
699.70	10.56	V	0.9	-1.6	8.10	34.8	-26.7	
699.70	-3.41	H	0.9	-1.6	-5.88	34.8	-40.7	
Mid Ch								
707.50	12.53	V	0.9	-1.6	10.06	34.8	-24.7	
707.50	-1.71	H	0.9	-1.6	-4.18	34.8	-39.0	
High Ch								
715.30	12.70	V	0.9	-1.6	10.22	34.8	-24.6	
715.30	-1.00	H	0.9	-1.6	-3.48	34.8	-38.3	

LTE

Band 12

1.4MHz

16QAM

UL Verification Services, Inc.
High Frequency Substitution Measurement

Company: Samsung
Project #: 4788468750
Date: 2018-05-04
Test Engineer: 47989
Configuration: EUT / Z-Position
Location: Chamber 2
Mode: LTE_16QAM Band 12 Fundamentals, 1.4MHz Bandwidth

Test Equipment:
Receiving: VULB9163-749, and Chamber 2 SMA Cables
Substitution: Dipole 3121_DB4, 3m N-type Cable

f MHz	SG reading (dBm)	Ant. Pol. (H/V)	Cable Loss (dB)	Antenna Gain (dBd)	ERP (dBm)	Limit (dBm)	Delta (dB)	Notes
Low Ch								
699.70	11.90	V	0.9	-1.6	9.44	34.8	-25.4	
699.70	-4.67	H	0.9	-1.6	-7.14	34.8	-41.9	
Mid Ch								
707.50	11.36	V	0.9	-1.6	8.89	34.8	-25.9	
707.50	-2.64	H	0.9	-1.6	-5.11	34.8	-39.9	
High Ch								
715.30	11.78	V	0.9	-1.6	9.30	34.8	-25.5	
715.30	-2.23	H	0.9	-1.6	-4.71	34.8	-39.5	

UL Korea, Ltd. Confidential
This report shall not be reproduced except in full, without the written approval of UL Korea, Ltd.

LTE Band 41

LTE

Band 41

20MHz

QPSK

UL Verification Services, Inc.
High Frequency Substitution Measurement

Company: Samsung
Project #: 4788468750
Date: 2018-05-10
Test Engineer: 45585
Configuration: EUT / Z-Position
Location: Chamber 1
Mode: LTE_QPSK Band 41 Fundamentals, 20MHz Bandwidth

Test Equipment:
Receiving: Horn 3117[00168717], and Chamber 1 SMA Cables
Substitution: Horn 3115[00161451], 3m N-type Cable

f MHz	SG reading (dBm)	Ant. Pol. (H/V)	Cable Loss (dB)	Antenna Gain (dBi)	EIRP (dBm)	Limit (dBm)	Delta (dB)	Notes
Low Ch								
2506.00	13.85	V	5.3	10.3	18.79	33.0	-14.2	
2506.00	16.49	H	5.3	10.3	21.43	33.0	-11.6	
Mid Ch								
2593.00	12.38	V	5.4	10.1	17.05	33.0	-16.0	
2593.00	16.07	H	5.4	10.1	20.74	33.0	-12.3	
High Ch								
2680.00	12.86	V	5.5	10.2	17.50	33.0	-15.5	
2680.00	15.12	H	5.5	10.2	19.75	33.0	-13.2	

LTE

Band 41

20MHz

16QAM

UL Verification Services, Inc.
High Frequency Substitution Measurement

Company: Samsung
Project #: 4788468750
Date: 2018-05-10
Test Engineer: 45585
Configuration: EUT / Z-Position
Location: Chamber 1
Mode: LTE_16QAM Band 41 Fundamentals, 20MHz Bandwidth

Test Equipment:
Receiving: Horn 3117[00168717], and Chamber 1 SMA Cables
Substitution: Horn 3115[00161451], 3m N-type Cable

f MHz	SG reading (dBm)	Ant. Pol. (H/V)	Cable Loss (dB)	Antenna Gain (dBi)	EIRP (dBm)	Limit (dBm)	Delta (dB)	Notes
Low Ch								
2506.00	12.08	V	5.3	10.3	17.02	33.0	-16.0	
2506.00	15.05	H	5.3	10.3	19.99	33.0	-13.0	
Mid Ch								
2593.00	11.70	V	5.4	10.1	16.37	33.0	-16.6	
2593.00	17.23	H	5.4	10.1	21.90	33.0	-11.1	
High Ch								
2680.00	9.95	V	5.5	10.2	14.59	33.0	-18.4	
2680.00	13.41	H	5.5	10.2	18.04	33.0	-15.0	

UL Korea, Ltd. Confidential
This report shall not be reproduced except in full, without the written approval of UL Korea, Ltd.

LTE

Band 41

15MHz

QPSK

UL Verification Services, Inc.
High Frequency Substitution Measurement

Company: Samsung
Project #: 4788468750
Date: 2018-05-10
Test Engineer: 45585
Configuration: EUT / Z-Position
Location: Chamber 1
Mode: LTE_QPSK Band 41 Fundamentals, 15MHz Bandwidth

Test Equpment:
Receiving: Horn 3117[00168717], and Chamber 1 SMA Cables
Substitution: Horn 3115[00161451], 3m N-type Cable

f MHz	SG reading (dBm)	Ant. Pol. (H/V)	Cable Loss (dB)	Antenna Gain (dBi)	EIRP (dBm)	Limit (dBm)	Delta (dB)	Notes
Low Ch								
2503.50	13.61	V	5.3	10.3	18.56	33.0	-14.4	
2503.50	16.03	H	5.3	10.3	20.98	33.0	-12.0	
Mid Ch								
2593.00	11.90	V	5.4	10.1	16.57	33.0	-16.4	
2593.00	17.87	H	5.4	10.1	22.54	33.0	-10.5	
High Ch								
2682.50	12.47	V	5.5	10.2	17.10	33.0	-15.9	
2682.50	15.26	H	5.5	10.2	19.90	33.0	-13.1	

LTE

Band 41

15MHz

16QAM

UL Verification Services, Inc.
High Frequency Substitution Measurement

Company: Samsung
Project #: 4788468750
Date: 2018-05-10
Test Engineer: 45585
Configuration: EUT / Z-Position
Location: Chamber 1
Mode: LTE_16QAM Band 41 Fundamentals, 15MHz Bandwidth

Test Equpment:
Receiving: Horn 3117[00168717], and Chamber 1 SMA Cables
Substitution: Horn 3115[00161451], 3m N-type Cable

f MHz	SG reading (dBm)	Ant. Pol. (H/V)	Cable Loss (dB)	Antenna Gain (dBi)	EIRP (dBm)	Limit (dBm)	Delta (dB)	Notes
Low Ch								
2503.50	13.20	V	5.3	10.3	18.15	33.0	-14.8	
2503.50	15.74	H	5.3	10.3	20.69	33.0	-12.3	
Mid Ch								
2593.00	12.91	V	5.4	10.1	17.58	33.0	-15.4	
2593.00	17.11	H	5.4	10.1	21.78	33.0	-11.2	
High Ch								
2682.50	10.54	V	5.5	10.2	15.17	33.0	-17.8	
2682.50	15.01	H	5.5	10.2	19.65	33.0	-13.4	

UL Korea, Ltd. Suwon Laboratory FORM ID: FCC_22/24/27
218 Maeyeong-ro, Yeongtong-gu, Suwon-si, Gyeonggi-do, 16675, Korea TEL: (031) 337-9902 FAX: (031) 213-5433
UL Korea, Ltd. Confidential
This report shall not be reproduced except in full, without the written approval of UL Korea, Ltd.

LTE

Band 41

10MHz

QPSK

UL Verification Services, Inc.
High Frequency Substitution Measurement

Company: Samsung
Project #: 4788468750
Date: 2018-05-10
Test Engineer: 45585
Configuration: EUT / Z-Position
Location: Chamber 1
Mode: LTE_QPSK Band 41 Fundamentals, 10MHz Bandwidth

Test Equpment:
Receiving: Horn 3117[00168717], and Chamber 1 SMA Cables
Substitution: Horn 3115[00161451], 3m N-type Cable

f MHz	SG reading (dBm)	Ant. Pol. (H/V)	Cable Loss (dB)	Antenna Gain (dBi)	EIRP (dBm)	Limit (dBm)	Delta (dB)	Notes
Low Ch								
2501.00	14.15	V	5.3	10.3	19.11	33.0	-13.9	
2501.00	16.93	H	5.3	10.3	21.90	33.0	-11.1	
Mid Ch								
2593.00	12.83	V	5.4	10.1	17.50	33.0	-15.5	
2593.00	16.30	H	5.4	10.1	20.97	33.0	-12.0	
High Ch								
2685.00	10.52	V	5.5	10.2	15.15	33.0	-17.8	
2685.00	14.53	H	5.5	10.2	19.16	33.0	-13.8	

LTE

Band 41

10MHz

16QAM

UL Verification Services, Inc.
High Frequency Substitution Measurement

Company: Samsung
Project #: 4788468750
Date: 2018-05-10
Test Engineer: 45585
Configuration: EUT / Z-Position
Location: Chamber 1
Mode: LTE_16QAM Band 41 Fundamentals, 10MHz Bandwidth

Test Equpment:
Receiving: Horn 3117[00168717], and Chamber 1 SMA Cables
Substitution: Horn 3115[00161451], 3m N-type Cable

f MHz	SG reading (dBm)	Ant. Pol. (H/V)	Cable Loss (dB)	Antenna Gain (dBi)	EIRP (dBm)	Limit (dBm)	Delta (dB)	Notes
Low Ch								
2501.00	13.93	V	5.3	10.3	18.89	33.0	-14.1	
2501.00	16.47	H	5.3	10.3	21.44	33.0	-11.6	
Mid Ch								
2593.00	13.78	V	5.4	10.1	18.45	33.0	-14.6	
2593.00	18.16	H	5.4	10.1	22.83	33.0	-10.2	
High Ch								
2685.00	11.52	V	5.5	10.2	16.15	33.0	-16.8	
2685.00	14.77	H	5.5	10.2	19.40	33.0	-13.6	

UL Korea, Ltd. Suwon Laboratory FORM ID: FCC_22/24/27
218 Maeyeong-ro, Yeongtong-gu, Suwon-si, Gyeonggi-do, 16675, Korea TEL: (031) 337-9902 FAX: (031) 213-5433
UL Korea, Ltd. Confidential
This report shall not be reproduced except in full, without the written approval of UL Korea, Ltd.

LTE

Band 41

5MHz

QPSK

UL Verification Services, Inc.
High Frequency Substitution Measurement

Company: Samsung
Project #: 4788468750
Date: 2018-05-10
Test Engineer: 45585
Configuration: EUT / Z-Position
Location: Chamber 1
Mode: LTE_QPSK Band 41 Fundamentals, 5MHz Bandwidth

Test Equpment:
Receiving: Horn 3117[00168717], and Chamber 1 SMA Cables
Substitution: Horn 3115[00161451], 3m N-type Cable

f MHz	SG reading (dBm)	Ant. Pol. (H/V)	Cable Loss (dB)	Antenna Gain (dBi)	EIRP (dBm)	Limit (dBm)	Delta (dB)	Notes
Low Ch								
2498.50	13.68	V	5.3	10.3	18.68	33.0	-14.3	
2498.50	15.86	H	5.3	10.3	20.86	33.0	-12.1	
Mid Ch								
2593.00	12.66	V	5.4	10.1	17.33	33.0	-15.7	
2593.00	16.77	H	5.4	10.1	21.44	33.0	-11.6	
High Ch								
2687.50	11.79	V	5.5	10.2	16.42	33.0	-16.6	
2687.50	15.80	H	5.5	10.2	20.43	33.0	-12.6	

LTE

Band 41

5MHz

16QAM

UL Verification Services, Inc.
High Frequency Substitution Measurement

Company: Samsung
Project #: 4788468750
Date: 2018-05-10
Test Engineer: 45585
Configuration: EUT / Z-Position
Location: Chamber 1
Mode: LTE_16QAM Band 41 Fundamentals, 5MHz Bandwidth

Test Equpment:
Receiving: Horn 3117[00168717], and Chamber 1 SMA Cables
Substitution: Horn 3115[00161451], 3m N-type Cable

f MHz	SG reading (dBm)	Ant. Pol. (H/V)	Cable Loss (dB)	Antenna Gain (dBi)	EIRP (dBm)	Limit (dBm)	Delta (dB)	Notes
Low Ch								
2498.50	14.20	V	5.3	10.3	19.20	33.0	-13.8	
2498.50	15.97	H	5.3	10.3	20.97	33.0	-12.0	
Mid Ch								
2593.00	12.66	V	5.4	10.1	17.33	33.0	-15.7	
2593.00	15.64	H	5.4	10.1	20.31	33.0	-12.7	
High Ch								
2687.50	11.25	V	5.5	10.2	15.88	33.0	-17.1	
2687.50	14.09	H	5.5	10.2	18.72	33.0	-14.3	

UL Korea, Ltd. Suwon Laboratory FORM ID: FCC_22/24/27
218 Maeyeong-ro, Yeongtong-gu, Suwon-si, Gyeonggi-do, 16675, Korea TEL: (031) 337-9902 FAX: (031) 213-5433
UL Korea, Ltd. Confidential
This report shall not be reproduced except in full, without the written approval of UL Korea, Ltd.

LTE Band 66

LTE

Band 66

20MHz

QPSK

UL Verification Services, Inc.
High Frequency Substitution Measurement

Company: Samsung
Project #: 4788468750
Date: 2018-05-08
Test Engineer: 45574
Configuration: EUT
Location: Chamber 2
Mode: LTE_QPSK Band 66 Fundamentals, 20MHz Bandwidth

Test Equipment:
Receiving: Horn 3117[00168724], and Chamber 2 SMA Cables
Substitution: Horn 3115[00161451], 3m N-type Cable

f MHz	SG reading (dBm)	Ant. Pol. (H/V)	Cable Loss (dB)	Antenna Gain (dBi)	EIRP (dBm)	Limit (dBm)	Delta (dB)	Notes
Low Ch								
1720.00	9.24	V	4.3	9.5	14.41	30.0	-15.6	
1720.00	9.93	H	4.3	9.5	15.10	30.0	-14.9	
Mid Ch								
1745.00	8.73	V	4.4	9.6	13.96	30.0	-16.0	
1745.00	10.49	H	4.4	9.6	15.71	30.0	-14.3	
High Ch								
1770.00	9.13	V	4.4	9.6	14.36	30.0	-15.6	
1770.00	8.83	H	4.4	9.6	14.07	30.0	-15.9	

LTE

Band 66

20MHz

16QAM

UL Verification Services, Inc.
High Frequency Substitution Measurement

Company: Samsung
Project #: 4788468750
Date: 2018-05-08
Test Engineer: 45574
Configuration: EUT
Location: Chamber 2
Mode: LTE_16QAM Band 66 Fundamentals, 20MHz Bandwidth

Test Equipment:
Receiving: Horn 3117[00168724], and Chamber 2 SMA Cables
Substitution: Horn 3115[00161451], 3m N-type Cable

f MHz	SG reading (dBm)	Ant. Pol. (H/V)	Cable Loss (dB)	Antenna Gain (dBi)	EIRP (dBm)	Limit (dBm)	Delta (dB)	Notes
Low Ch								
1720.00	8.23	V	4.3	9.5	13.40	30.0	-16.6	
1720.00	8.78	H	4.3	9.5	13.95	30.0	-16.1	
Mid Ch								
1745.00	7.75	V	4.4	9.6	12.97	30.0	-17.0	
1745.00	9.17	H	4.4	9.6	14.39	30.0	-15.6	
High Ch								
1770.00	8.05	V	4.4	9.6	13.28	30.0	-16.7	
1770.00	7.69	H	4.4	9.6	12.92	30.0	-17.1	

UL Korea, Ltd. Confidential
This report shall not be reproduced except in full, without the written approval of UL Korea, Ltd.

LTE

Band 66

15MHz

QPSK

UL Verification Services, Inc.
High Frequency Substitution Measurement

Company: Samsung
Project #: 4788468750
Date: 2018-05-08
Test Engineer: 45574
Configuration: EUT
Location: Chamber 2
Mode: LTE_QPSK Band 66 Fundamentals, 15MHz Bandwidth

Test Equpment:
Receiving: Horn 3117[00168724], and Chamber 2 SMA Cables
Substitution: Horn 3115[00161451], 3m N-type Cable

f MHz	SG reading (dBm)	Ant. Pol. (H/V)	Cable Loss (dB)	Antenna Gain (dBi)	EIRP (dBm)	Limit (dBm)	Delta (dB)	Notes
Low Ch								
1717.50	9.08	V	4.3	9.5	14.25	30.0	-15.8	
1717.50	9.08	H	4.3	9.5	14.24	30.0	-15.8	
Mid Ch								
1745.00	9.01	V	4.4	9.6	14.23	30.0	-15.8	
1745.00	10.39	H	4.4	9.6	15.61	30.0	-14.4	
High Ch								
1772.50	10.70	V	4.4	9.6	15.94	30.0	-14.1	
1772.50	9.62	H	4.4	9.6	14.86	30.0	-15.1	

LTE

Band 66

15MHz

16QAM

UL Verification Services, Inc.
High Frequency Substitution Measurement

Company: Samsung
Project #: 4788468750
Date: 2018-05-08
Test Engineer: 45574
Configuration: EUT
Location: Chamber 2
Mode: LTE_16QAM Band 66 Fundamentals, 15MHz Bandwidth

Test Equpment:
Receiving: Horn 3117[00168724], and Chamber 2 SMA Cables
Substitution: Horn 3115[00161451], 3m N-type Cable

f MHz	SG reading (dBm)	Ant. Pol. (H/V)	Cable Loss (dB)	Antenna Gain (dBi)	EIRP (dBm)	Limit (dBm)	Delta (dB)	Notes
Low Ch								
1717.50	8.30	V	4.3	9.5	13.47	30.0	-16.5	
1717.50	9.42	H	4.3	9.5	14.58	30.0	-15.4	
Mid Ch								
1745.00	8.91	V	4.4	9.6	14.14	30.0	-15.9	
1745.00	8.67	H	4.4	9.6	13.89	30.0	-16.1	
High Ch								
1772.50	9.96	V	4.4	9.6	15.20	30.0	-14.8	
1772.50	9.00	H	4.4	9.6	14.24	30.0	-15.8	

UL Korea, Ltd. Confidential
This report shall not be reproduced except in full, without the written approval of UL Korea, Ltd.

LTE

Band 66

10MHz

QPSK

UL Verification Services, Inc.
High Frequency Substitution Measurement

Company: Samsung
Project #: 4788468750
Date: 2018-05-08
Test Engineer: 45574
Configuration: EUT
Location: Chamber 2
Mode: LTE_QPSK Band 66 Fundamentals, 10MHz Bandwidth

Test Equipment:
Receiving: Horn 3117[00168724], and Chamber 2 SMA Cables
Substitution: Horn 3115[00161451], 3m N-type Cable

f MHz	SG reading (dBm)	Ant. Pol. (H/V)	Cable Loss (dB)	Antenna Gain (dBi)	EIRP (dBm)	Limit (dBm)	Delta (dB)	Notes
Low Ch								
1715.00	9.88	V	4.3	9.5	15.04	30.0	-15.0	
1715.00	8.50	H	4.3	9.5	13.66	30.0	-16.3	
Mid Ch								
1745.00	7.54	V	4.4	9.6	12.77	30.0	-17.2	
1745.00	8.76	H	4.4	9.6	13.98	30.0	-16.0	
High Ch								
1775.00	10.42	V	4.4	9.6	15.66	30.0	-14.3	
1775.00	9.90	H	4.4	9.6	15.14	30.0	-14.9	

LTE

Band 66

10MHz

16QAM

UL Verification Services, Inc.
High Frequency Substitution Measurement

Company: Samsung
Project #: 4788468750
Date: 2018-05-08
Test Engineer: 45574
Configuration: EUT
Location: Chamber 2
Mode: LTE_16QAM Band 66 Fundamentals, 10MHz Bandwidth

Test Equipment:
Receiving: Horn 3117[00168724], and Chamber 2 SMA Cables
Substitution: Horn 3115[00161451], 3m N-type Cable

f MHz	SG reading (dBm)	Ant. Pol. (H/V)	Cable Loss (dB)	Antenna Gain (dBi)	EIRP (dBm)	Limit (dBm)	Delta (dB)	Notes
Low Ch								
1715.00	8.79	V	4.3	9.5	13.95	30.0	-16.0	
1715.00	7.39	H	4.3	9.5	12.55	30.0	-17.5	
Mid Ch								
1745.00	6.36	V	4.4	9.6	11.59	30.0	-18.4	
1745.00	7.26	H	4.4	9.6	12.48	30.0	-17.5	
High Ch								
1775.00	9.57	V	4.4	9.6	14.81	30.0	-15.2	
1775.00	9.04	H	4.4	9.6	14.28	30.0	-15.7	

UL Korea, Ltd. Suwon Laboratory FORM ID: FCC_22/24/27
218 Maeyeong-ro, Yeongtong-gu, Suwon-si, Gyeonggi-do, 16675, Korea TEL: (031) 337-9902 FAX: (031) 213-5433
UL Korea, Ltd. Confidential
This report shall not be reproduced except in full, without the written approval of UL Korea, Ltd.

LTE

Band 66

5MHz

QPSK

UL Verification Services, Inc.
High Frequency Substitution Measurement

Company: Samsung
Project #: 4788468750
Date: 2018-05-10
Test Engineer: 51072
Configuration: EUT
Location: Chamber 2
Mode: LTE_QPSK Band 66 Fundamentals, 5MHz Bandwidth

Test Equipment:
Receiving: Horn 3117[00168724], and Chamber 2 SMA Cables
Substitution: Horn 3115[00161451], 3m N-type Cable

f MHz	SG reading (dBm)	Ant. Pol. (H/V)	Cable Loss (dB)	Antenna Gain (dBi)	EIRP (dBm)	Limit (dBm)	Delta (dB)	Notes
Low Ch								
1712.50	10.83	V	4.3	9.5	15.99	30.0	-14.0	
1712.50	12.76	H	4.3	9.5	17.91	30.0	-12.1	
Mid Ch								
1745.00	10.83	V	4.4	9.6	16.05	30.0	-14.0	
1745.00	10.78	H	4.4	9.6	16.00	30.0	-14.0	
High Ch								
1777.50	11.51	V	4.4	9.6	16.74	30.0	-13.3	
1777.50	11.25	H	4.4	9.6	16.49	30.0	-13.5	

LTE

Band 66

5MHz

16QAM

UL Verification Services, Inc.
High Frequency Substitution Measurement

Company: Samsung
Project #: 4788468750
Date: 2018-05-10
Test Engineer: 51072
Configuration: EUT
Location: Chamber 2
Mode: LTE_16QAM Band 66 Fundamentals, 5MHz Bandwidth

Test Equipment:
Receiving: Horn 3117[00168724], and Chamber 2 SMA Cables
Substitution: Horn 3115[00161451], 3m N-type Cable

f MHz	SG reading (dBm)	Ant. Pol. (H/V)	Cable Loss (dB)	Antenna Gain (dBi)	EIRP (dBm)	Limit (dBm)	Delta (dB)	Notes
Low Ch								
1712.50	10.00	V	4.3	9.5	15.16	30.0	-14.8	
1712.50	11.58	H	4.3	9.5	16.73	30.0	-13.3	
Mid Ch								
1745.00	10.12	V	4.4	9.6	15.34	30.0	-14.7	
1745.00	9.91	H	4.4	9.6	15.13	30.0	-14.9	
High Ch								
1777.50	10.33	V	4.4	9.6	15.56	30.0	-14.4	
1777.50	10.39	H	4.4	9.6	15.63	30.0	-14.4	

UL Korea, Ltd. Suwon Laboratory FORM ID: FCC_22/24/27
218 Maeyeong-ro, Yeongtong-gu, Suwon-si, Gyeonggi-do, 16675, Korea TEL: (031) 337-9902 FAX: (031) 213-5433
UL Korea, Ltd. Confidential
This report shall not be reproduced except in full, without the written approval of UL Korea, Ltd.

LTE

Band 66

3MHz

QPSK

UL Verification Services, Inc.
High Frequency Substitution Measurement

Company: Samsung
Project #: 4788468750
Date: 2018-05-10
Test Engineer: 51072
Configuration: EUT
Location: Chamber 2
Mode: LTE_QPSK Band 66 Fundamentals, 3MHz Bandwidth

Test Equpment:
Receiving: Horn 3117[00168724], and Chamber 2 SMA Cables
Substitution: Horn 3115[00161451], 3m N-type Cable

f MHz	SG reading (dBm)	Ant. Pol. (H/V)	Cable Loss (dB)	Antenna Gain (dBi)	EIRP (dBm)	Limit (dBm)	Delta (dB)	Notes
Low Ch								
1711.50	11.69	V	4.3	9.5	16.84	30.0	-13.2	
1711.50	11.98	H	4.3	9.5	17.13	30.0	-12.9	
Mid Ch								
1745.00	10.56	V	4.4	9.6	15.78	30.0	-14.2	
1745.00	10.45	H	4.4	9.6	15.67	30.0	-14.3	
High Ch								
1778.50	10.66	V	4.4	9.6	15.90	30.0	-14.1	
1778.50	11.33	H	4.4	9.6	16.56	30.0	-13.4	

LTE

Band 66

3MHz

16QAM

UL Verification Services, Inc.
High Frequency Substitution Measurement

Company: Samsung
Project #: 4788468750
Date: 2018-05-10
Test Engineer: 51072
Configuration: EUT
Location: Chamber 2
Mode: LTE_16QAM Band 66 Fundamentals, 3MHz Bandwidth

Test Equpment:
Receiving: Horn 3117[00168724], and Chamber 2 SMA Cables
Substitution: Horn 3115[00161451], 3m N-type Cable

f MHz	SG reading (dBm)	Ant. Pol. (H/V)	Cable Loss (dB)	Antenna Gain (dBi)	EIRP (dBm)	Limit (dBm)	Delta (dB)	Notes
Low Ch								
1711.50	11.13	V	4.3	9.5	16.28	30.0	-13.7	
1711.50	11.29	H	4.3	9.5	16.44	30.0	-13.6	
Mid Ch								
1745.00	9.88	V	4.4	9.6	15.11	30.0	-14.9	
1745.00	9.84	H	4.4	9.6	15.06	30.0	-14.9	
High Ch								
1778.50	9.60	V	4.4	9.6	14.84	30.0	-15.2	
1778.50	10.55	H	4.4	9.6	15.78	30.0	-14.2	

UL Korea, Ltd. Confidential
This report shall not be reproduced except in full, without the written approval of UL Korea, Ltd.

LTE

Band 66

1.4MHz

QPSK

UL Verification Services, Inc.
High Frequency Substitution Measurement

Company: Samsung
Project #: 4788468750
Date: 2018-05-10
Test Engineer: 51072
Configuration: EUT
Location: Chamber 2
Mode: LTE_QPSK Band 66 Fundamentals, 1.4MHz Bandwidth

Test Equpment:
Receiving: Horn 3117[00168724], and Chamber 2 SMA Cables
Substitution: Horn 3115[00161451], 3m N-type Cable

f MHz	SG reading (dBm)	Ant. Pol. (H/V)	Cable Loss (dB)	Antenna Gain (dBi)	EIRP (dBm)	Limit (dBm)	Delta (dB)	Notes
Low Ch								
1710.70	11.25	V	4.3	9.5	16.39	30.0	-13.6	
1710.70	11.75	H	4.3	9.5	16.89	30.0	-13.1	
Mid Ch								
1745.00	10.71	V	4.4	9.6	15.93	30.0	-14.1	
1745.00	10.76	H	4.4	9.6	15.98	30.0	-14.0	
High Ch								
1779.30	10.37	V	4.4	9.6	15.61	30.0	-14.4	
1779.30	11.18	H	4.4	9.6	16.42	30.0	-13.6	

LTE

Band 66

1.4MHz

16QAM

UL Verification Services, Inc.
High Frequency Substitution Measurement

Company: Samsung
Project #: 4788468750
Date: 2018-05-10
Test Engineer: 51072
Configuration: EUT
Location: Chamber 2
Mode: LTE_16QAM Band 66 Fundamentals, 1.4MHz Bandwidth

Test Equpment:
Receiving: Horn 3117[00168724], and Chamber 2 SMA Cables
Substitution: Horn 3115[00161451], 3m N-type Cable

f MHz	SG reading (dBm)	Ant. Pol. (H/V)	Cable Loss (dB)	Antenna Gain (dBi)	EIRP (dBm)	Limit (dBm)	Delta (dB)	Notes
Low Ch								
1710.70	10.39	V	4.3	9.5	15.53	30.0	-14.5	
1710.70	10.93	H	4.3	9.5	16.07	30.0	-13.9	
Mid Ch								
1745.00	9.88	V	4.4	9.6	15.10	30.0	-14.9	
1745.00	10.19	H	4.4	9.6	15.41	30.0	-14.6	
High Ch								
1779.30	9.72	V	4.4	9.6	14.96	30.0	-15.0	
1779.30	10.38	H	4.4	9.6	15.62	30.0	-14.4	

UL Korea, Ltd. Suwon Laboratory FORM ID: FCC_22/24/27
218 Maeyeong-ro, Yeongtong-gu, Suwon-si, Gyeonggi-do, 16675, Korea TEL: (031) 337-9902 FAX: (031) 213-5433
UL Korea, Ltd. Confidential
This report shall not be reproduced except in full, without the written approval of UL Korea, Ltd.

10.2. FIELD STRENGTH OF SPURIOUS RADIATION

RULE PART(S)

FCC: §2.1053, §22.917, §24.238 and §27. 53

LIMIT

Part 22.917(a) & Part 24.238(a) & Part 27.53(h)

The power of any emission outside of the authorized operating frequency ranges must be attenuated below the transmitting power (P) by a factor of at least 43 + 10 log (P) dB.

Part 27.53(c) (2) - On any frequency outside the 776-788 MHz band, the power of any emission shall be attenuated outside the band below the transmitter power (P) by at least 43 + 10 log (P) dB.

Part 27.53 (g) For operations in the 600 MHz band and the 698-746 MHz band, the power of any emission outside a licensee's frequency band(s) of operation shall be attenuated below the transmitter power (P) within the licensed band(s) of operation, measured in watts, by at least 43 + 10 log (P) dB.

Part 27.53 (h) AWS emission limits—the power of any emission outside a licensee's frequency block shall be attenuated below the transmitter power (P) in watts by at least 43 + 10 log10 (P) dB

Part 27: (m)(4) For mobile station, the attenuation factor shall be not less than 43 + 10 log (P) dB at the channel edge and (55 + 10 log (P)dB) at the 5.5 MHz from the channel edges.

TEST PROCEDURE

ANSI / TIA / EIA 603 E Clause 2.2.12; ESU40 setting reference to 971168 D01 v03r01

For peak power measurement with a ESU40:

a) Set the RBW = 100 KHz for emission below 1GHz and 1MHz for emissions above 1GHz

b) Set VBW ≥ 3 × RBW;

c) Set span ≥ 1.5 times the OBW;

d) Sweep time = auto couple;

e) Detector = rms;

f) Ensure that the number of measurement points ≥ span/RBW;

g) Trace mode = max hold(GSM, LTE B41), average(WCDMA, LTE);

NOTE : Radiated spurious emissions were investigated below 30MHz, 30MHz – 1GHz and above 1GHz. There were no emissions found on below 30MHz and 30MHz – 1GHz.

Although these tests were performed other than open area test site, adequate comparison measurements were confirmed against 30 m open are test site.
Therefore sufficient tests were made to demonstrate that the alternative site produces results that correlate with the one of tests made in an open field based on KDB 414788.

UL Korea, Ltd. Suwon Laboratory FORM ID: FCC_22/24/27
218 Maeyeong-ro, Yeongtong-gu, Suwon-si, Gyeonggi-do, 16675, Korea TEL: (031) 337-9902 FAX: (031) 213-5433
UL Korea, Ltd. Confidential
This report shall not be reproduced except in full, without the written approval of UL Korea, Ltd.

RESULTS

10.2.1. SPURIOUS RADIATION PLOTS

GSM 850

GSM

GSM850
GPRS

UL Verification Services, Inc.
Above 1GHz High Frequency Substitution Measurement

Company: Samsung
Project #: 4788458975
Date: 2018-05-02
Test Engineer: 47989
Configuration: EUT / AC Adapter / Earphone, Z-Position
Location: Chamber 2
Mode: GPRS 850 MHz Harmonics

f MHz	SG reading (dBm)	Ant. Pol. (H/V)	Distance (m)	Preamp (dB)	Filter (dB)	EIRP (dBm)	Limit (dBm)	Delta (dB)	Notes
Low Ch, 824.2MHz									
1648.40	-14.1	V	3.0	38.2	1.0	-51.4	-13.0	-38.4	
2472.60	-13.1	V	3.0	38.8	1.0	-50.9	-13.0	-37.9	
3296.80	-25.2	V	3.0	39.4	1.0	-63.6	-13.0	-50.6	
4121.00	-11.0	V	3.0	39.8	1.0	-49.8	-13.0	-36.8	
1648.40	-20.0	H	3.0	38.2	1.0	-57.3	-13.0	-44.3	
2472.60	-10.2	H	3.0	38.8	1.0	-48.0	-13.0	-35.0	
3296.80	-25.8	H	3.0	39.4	1.0	-64.2	-13.0	-51.2	
4121.00	-13.0	H	3.0	39.8	1.0	-51.8	-13.0	-38.8	
Mid Ch, 836.6MHz									
1673.20	-13.4	V	3.0	38.2	1.0	-50.7	-13.0	-37.7	
2509.80	-9.1	V	3.0	38.8	1.0	-46.9	-13.0	-33.9	
3346.40	-25.7	V	3.0	39.5	1.0	-64.2	-13.0	-51.2	
4183.00	-9.9	V	3.0	39.8	1.0	-48.7	-13.0	-35.7	
1673.20	-19.0	H	3.0	38.2	1.0	-56.2	-13.0	-43.2	
2509.80	-4.6	H	3.0	38.8	1.0	-42.5	-13.0	-29.5	
3346.40	-26.1	H	3.0	39.5	1.0	-64.6	-13.0	-51.6	
4183.00	-4.5	H	3.0	39.8	1.0	-43.3	-13.0	-30.3	
High Ch, 848.8MHz									
1697.60	-14.3	V	3.0	38.2	1.0	-51.5	-13.0	-38.5	
2546.40	-8.8	V	3.0	38.9	1.0	-46.7	-13.0	-33.7	
3395.20	-25.5	V	3.0	39.5	1.0	-64.0	-13.0	-51.0	
4244.00	-6.8	V	3.0	39.8	1.0	-45.6	-13.0	-32.6	
1697.60	-20.8	H	3.0	38.2	1.0	-58.1	-13.0	-45.1	
2546.40	-2.8	H	3.0	38.9	1.0	-40.7	-13.0	-27.7	
3395.20	-25.0	H	3.0	39.5	1.0	-63.4	-13.0	-50.4	
4244.00	-3.6	H	3.0	39.8	1.0	-42.4	-13.0	-29.4	

GSM

GSM850
EGPRS

UL Verification Services, Inc.
Above 1GHz High Frequency Substitution Measurement

Company: Samsung
Project #: 4788458975
Date: 2018-05-02
Test Engineer: 47989
Configuration: EUT / AC Adapter / Earphone, Z-Position
Location: Chamber 2
Mode: EGPRS 850 MHz Harmonics

f MHz	SG reading (dBm)	Ant. Pol. (H/V)	Distance (m)	Preamp (dB)	Filter (dB)	EIRP (dBm)	Limit (dBm)	Delta (dB)	Notes
Low Ch, 824.2MHz									
1648.40	-20.2	V	3.0	38.2	1.0	-57.4	-13.0	-44.4	
2472.60	-20.7	V	3.0	38.8	1.0	-58.5	-13.0	-45.5	
3296.80	-26.5	V	3.0	39.4	1.0	-65.0	-13.0	-52.0	
4121.00	-21.3	V	3.0	39.8	1.0	-60.2	-13.0	-47.2	
1648.40	-23.7	H	3.0	38.2	1.0	-60.9	-13.0	-47.9	
2472.60	-18.2	H	3.0	38.8	1.0	-56.0	-13.0	-43.0	
3296.80	-26.5	H	3.0	39.4	1.0	-65.0	-13.0	-52.0	
4121.00	-16.5	H	3.0	39.8	1.0	-55.3	-13.0	-42.3	
Mid Ch, 836.6MHz									
1673.20	-20.0	V	3.0	38.2	1.0	-57.3	-13.0	-44.3	
2509.80	-21.9	V	3.0	38.8	1.0	-59.8	-13.0	-46.8	
3346.40	-25.2	V	3.0	39.5	1.0	-63.7	-13.0	-50.7	
4183.00	-22.1	V	3.0	39.8	1.0	-60.9	-13.0	-47.9	
1673.20	-23.7	H	3.0	38.2	1.0	-60.9	-13.0	-47.9	
2509.80	-18.5	H	3.0	38.8	1.0	-56.4	-13.0	-43.4	
3346.40	-26.3	H	3.0	39.5	1.0	-64.7	-13.0	-51.7	
4183.00	-17.2	H	3.0	39.8	1.0	-56.0	-13.0	-43.0	
High Ch, 848.8MHz									
1697.60	-16.5	V	3.0	38.2	1.0	-53.7	-13.0	-40.7	
2546.40	-18.5	V	3.0	38.9	1.0	-56.4	-13.0	-43.4	
3395.20	-25.9	V	3.0	39.5	1.0	-64.4	-13.0	-51.4	
4244.00	-17.2	V	3.0	39.8	1.0	-56.0	-13.0	-43.0	
1697.60	-24.2	H	3.0	38.2	1.0	-61.4	-13.0	-48.4	
2546.40	-14.0	H	3.0	38.9	1.0	-51.8	-13.0	-38.8	
3395.20	-25.7	H	3.0	39.5	1.0	-64.1	-13.0	-51.1	
4244.00	-13.5	H	3.0	39.8	1.0	-52.3	-13.0	-39.3	

UL Korea, Ltd. Confidential
This report shall not be reproduced except in full, without the written approval of UL Korea, Ltd.

GSM 1900

GSM

GSM1900
GPRS

UL Verification Services, Inc.
Above 1GHz High Frequency Substitution Measurement

Company: Samsung
Project #: 4788458975
Date: 2018-05-03
Test Engineer: 51072
Configuration: EUT / Adapter / Earphone . X-Position
Location: Chamber 1
Mode: GPRS 1900 MHz Harmonics

f MHz	SG reading (dBm)	Ant. Pol. (H/V)	Distance (m)	Preamp (dB)	Filter (dB)	EIRP (dBm)	Limit (dBm)	Delta (dB)	Notes
Low Ch, 1850.2MHz									
3700.40	-9.3	V	3.0	43.8	1.0	-52.1	-13.0	-39.1	
5550.60	-0.3	V	3.0	43.7	1.0	-43.0	-13.0	-30.0	
7400.80	-8.9	V	3.0	42.5	1.0	-50.4	-13.0	-37.4	
9251.00	-18.4	V	3.0	41.3	1.0	-58.7	-13.0	-45.7	
11101.20	-13.2	V	3.0	40.9	1.0	-53.1	-13.0	-40.1	
12951.40	-12.5	V	3.0	42.0	1.0	-53.5	-13.0	-40.5	
14801.60	-10.0	V	3.0	43.5	1.0	-52.6	-13.0	-39.6	
3700.40	-7.7	H	3.0	43.8	1.0	-50.5	-13.0	-37.5	
5550.60	-3.3	H	3.0	43.7	1.0	-46.0	-13.0	-33.0	
7400.80	-12.4	H	3.0	42.5	1.0	-53.9	-13.0	-40.9	
9251.00	-17.9	H	3.0	41.3	1.0	-58.2	-13.0	-45.2	
11101.20	-16.2	H	3.0	40.9	1.0	-56.1	-13.0	-43.1	
12951.40	-12.4	H	3.0	42.0	1.0	-53.4	-13.0	-40.4	
14801.60	-9.0	H	3.0	43.5	1.0	-51.5	-13.0	-38.5	
Mid Ch, 1880MHz									
3760.00	-7.8	V	3.0	43.8	1.0	-50.6	-13.0	-37.6	
5640.00	-1.8	V	3.0	43.7	1.0	-44.5	-13.0	-31.5	
7520.00	-8.5	V	3.0	42.5	1.0	-49.9	-13.0	-36.9	
9400.00	-17.3	V	3.0	41.1	1.0	-57.4	-13.0	-44.4	
11280.00	-10.9	V	3.0	41.0	1.0	-50.8	-13.0	-37.8	
15040.00	-8.5	V	3.0	43.7	1.0	-51.2	-13.0	-38.2	
3760.00	-6.1	H	3.0	43.8	1.0	-48.9	-13.0	-35.9	
5640.00	-4.9	H	3.0	43.7	1.0	-47.6	-13.0	-34.6	
7520.00	-12.6	H	3.0	42.5	1.0	-54.0	-13.0	-41.0	
9400.00	-16.5	H	3.0	41.1	1.0	-56.7	-13.0	-43.7	
11280.00	-12.7	H	3.0	41.0	1.0	-52.7	-13.0	-39.7	
15040.00	-8.5	H	3.0	43.7	1.0	-51.1	-13.0	-38.1	
High Ch, 1909.8MHz									
3819.60	-7.9	V	3.0	43.8	1.0	-50.7	-13.0	-37.7	
5729.40	-2.7	V	3.0	43.7	1.0	-45.4	-13.0	-32.4	
7639.20	-8.5	V	3.0	42.4	1.0	-49.9	-13.0	-36.9	
9549.00	-17.1	V	3.0	41.0	1.0	-57.0	-13.0	-44.0	
11458.80	-6.2	V	3.0	41.0	1.0	-46.2	-13.0	-33.2	
13368.60	-12.0	V	3.0	42.3	1.0	-53.4	-13.0	-40.4	
15278.40	-8.5	V	3.0	43.4	1.0	-50.9	-13.0	-37.9	
3819.60	-6.1	H	3.0	43.8	1.0	-48.9	-13.0	-35.9	
5729.40	-7.8	H	3.0	43.7	1.0	-50.5	-13.0	-37.5	
7639.20	-14.0	H	3.0	42.4	1.0	-55.4	-13.0	-42.4	
9549.00	-17.1	H	3.0	41.0	1.0	-57.0	-13.0	-44.0	
11458.80	-12.1	H	3.0	41.0	1.0	-52.1	-13.0	-39.1	
13368.60	-11.4	H	3.0	42.3	1.0	-52.7	-13.0	-39.7	
15278.40	-9.5	H	3.0	43.4	1.0	-51.8	-13.0	-38.8	

UL Korea, Ltd. Suwon Laboratory FORM ID: FCC_22/24/27
218 Maeyeong-ro, Yeongtong-gu, Suwon-si, Gyeonggi-do, 16675, Korea TEL: (031) 337-9902 FAX: (031) 213-5433
UL Korea, Ltd. Confidential
This report shall not be reproduced except in full, without the written approval of UL Korea, Ltd.

GSM

GSM1900
EGPRS

UL Verification Services, Inc.
Above 1GHz High Frequency Substitution Measurement

Company: Samsung
Project #: 4788458975
Date: 2018-05-03
Test Engineer: 51072
Configuration: EUT / Adapter / Earphone . X-Position
Location: Chamber 1
Mode: EGPRS 1900 MHz Harmonics

f MHz	SG reading (dBm)	Ant. Pol. (H/V)	Distance (m)	Preamp (dB)	Filter (dB)	EIRP (dBm)	Limit (dBm)	Delta (dB)	Notes
Low Ch, 1850.2MHz									
3700.40	-15.1	V	3.0	43.8	1.0	-57.9	-13.0	-44.9	
5550.60	-11.6	V	3.0	43.7	1.0	-54.3	-13.0	-41.3	
7400.80	-15.8	V	3.0	42.5	1.0	-57.4	-13.0	-44.4	
9251.00	-18.6	V	3.0	41.3	1.0	-58.9	-13.0	-45.9	
11101.20	-17.0	V	3.0	40.9	1.0	-56.9	-13.0	-43.9	
12951.40	-12.6	V	3.0	42.0	1.0	-53.6	-13.0	-40.6	
14801.60	-10.3	V	3.0	43.5	1.0	-52.8	-13.0	-39.8	
3700.40	-14.1	H	3.0	43.8	1.0	-56.9	-13.0	-43.9	
5550.60	-14.5	H	3.0	43.7	1.0	-57.2	-13.0	-44.2	
7400.80	-16.4	H	3.0	42.5	1.0	-57.9	-13.0	-44.9	
9251.00	-18.2	H	3.0	41.3	1.0	-58.4	-13.0	-45.4	
11101.20	-16.6	H	3.0	40.9	1.0	-56.5	-13.0	-43.5	
12951.40	-12.2	H	3.0	42.0	1.0	-53.2	-13.0	-40.2	
14801.60	-9.1	H	3.0	43.5	1.0	-51.7	-13.0	-38.7	
Mid Ch, 1880MHz									
3760.00	-14.9	V	3.0	43.8	1.0	-57.7	-13.0	-44.7	
5640.00	-11.1	V	3.0	43.7	1.0	-53.8	-13.0	-40.8	
7520.00	-14.5	V	3.0	42.5	1.0	-56.0	-13.0	-43.0	
9400.00	-17.5	V	3.0	41.1	1.0	-57.6	-13.0	-44.6	
11280.00	-15.2	V	3.0	41.0	1.0	-55.2	-13.0	-42.2	
15040.00	-10.4	V	3.0	43.7	1.0	-53.0	-13.0	-40.0	
3760.00	-13.0	H	3.0	43.8	1.0	-55.8	-13.0	-42.8	
5640.00	-13.8	H	3.0	43.7	1.0	-56.5	-13.0	-43.5	
7520.00	-16.0	H	3.0	42.5	1.0	-57.5	-13.0	-44.5	
9400.00	-16.8	H	3.0	41.1	1.0	-57.0	-13.0	-44.0	
11280.00	-13.2	H	3.0	41.0	1.0	-53.1	-13.0	-40.1	
15040.00	-7.8	H	3.0	43.7	1.0	-50.4	-13.0	-37.4	
High Ch, 1909.8MHz									
3819.60	-15.3	V	3.0	43.8	1.0	-58.1	-13.0	-45.1	
5729.40	-11.7	V	3.0	43.7	1.0	-54.4	-13.0	-41.4	
7639.20	-15.1	V	3.0	42.4	1.0	-56.5	-13.0	-43.5	
9549.00	-17.5	V	3.0	41.0	1.0	-57.5	-13.0	-44.5	
11458.80	-14.2	V	3.0	41.0	1.0	-54.2	-13.0	-41.2	
13368.60	-12.4	V	3.0	42.3	1.0	-53.7	-13.0	-40.7	
15278.40	-11.5	V	3.0	43.4	1.0	-53.9	-13.0	-40.9	
3819.60	-13.8	H	3.0	43.8	1.0	-56.6	-13.0	-43.6	
5729.40	-14.9	H	3.0	43.7	1.0	-57.5	-13.0	-44.5	
7639.20	-16.5	H	3.0	42.4	1.0	-57.8	-13.0	-44.8	
9549.00	-17.5	H	3.0	41.0	1.0	-57.5	-13.0	-44.5	
11458.80	-14.2	H	3.0	41.0	1.0	-54.2	-13.0	-41.2	
13368.60	-11.5	H	3.0	42.3	1.0	-52.9	-13.0	-39.9	
15278.40	-9.6	H	3.0	43.4	1.0	-52.0	-13.0	-39.0	

UL Korea, Ltd. Confidential
This report shall not be reproduced except in full, without the written approval of UL Korea, Ltd.

WCDMA Band 5

WCDMA

Band 5
REL99

UL Verification Services, Inc.
Above 1GHz High Frequency Substitution Measurement

Company: Samsung
Project #: 4788458975
Date: 2018-05-02
Test Engineer: 47989
Configuration: EUT / AC Adapter / Earphone, Z-Position
Location: Chamber 2
Mode: Rel99 Band 5 Harmonics

f MHz	SG reading (dBm)	Ant. Pol. (H/V)	Distance (m)	Preamp (dB)	Filter (dB)	EIRP (dBm)	Limit (dBm)	Delta (dB)	Notes
Low Ch, 826.4MHz									
1652.80	-30.8	V	3.0	38.2	1.0	-68.0	-13.0	-55.0	
2479.20	-28.9	V	3.0	38.8	1.0	-66.7	-13.0	-53.7	
3305.60	-27.6	V	3.0	39.4	1.0	-66.0	-13.0	-53.0	
1652.80	-30.6	H	3.0	38.2	1.0	-67.8	-13.0	-54.8	
2479.20	-29.3	H	3.0	38.8	1.0	-67.1	-13.0	-54.1	
3305.60	-27.6	H	3.0	39.4	1.0	-66.0	-13.0	-53.0	
Mid Ch, 836.6MHz									
1673.20	-30.6	V	3.0	38.2	1.0	-67.9	-13.0	-54.9	
2509.80	-28.6	V	3.0	38.8	1.0	-66.5	-13.0	-53.5	
3346.40	-27.3	V	3.0	39.5	1.0	-65.8	-13.0	-52.8	
1673.20	-30.8	H	3.0	38.2	1.0	-68.1	-13.0	-55.1	
2509.80	-29.2	H	3.0	38.8	1.0	-67.0	-13.0	-54.0	
3346.40	-27.3	H	3.0	39.5	1.0	-65.8	-13.0	-52.8	
High Ch, 846.6MHz									
1693.20	-30.4	V	3.0	38.2	1.0	-67.6	-13.0	-54.6	
2539.80	-28.6	V	3.0	38.9	1.0	-66.5	-13.0	-53.5	
3386.40	-27.3	V	3.0	39.5	1.0	-65.8	-13.0	-52.8	
1693.20	-30.5	H	3.0	38.2	1.0	-67.8	-13.0	-54.8	
2539.80	-29.1	H	3.0	38.9	1.0	-67.0	-13.0	-54.0	
3386.40	-27.4	H	3.0	39.5	1.0	-65.9	-13.0	-52.9	

WCDMA

Band 5
HSDPA

UL Verification Services, Inc.
Above 1GHz High Frequency Substitution Measurement

Company: Samsung
Project #: 4788458975
Date: 2018-05-02
Test Engineer: 47989
Configuration: EUT / AC Adapter / Earphone, Z-Position
Location: Chamber 2
Mode: HSDPA Band 5 Harmonics

f MHz	SG reading (dBm)	Ant. Pol. (H/V)	Distance (m)	Preamp (dB)	Filter (dB)	EIRP (dBm)	Limit (dBm)	Delta (dB)	Notes
Low Ch, 826.4MHz									
1652.80	-30.7	V	3.0	38.2	1.0	-67.9	-13.0	-54.9	
2479.20	-28.7	V	3.0	38.8	1.0	-66.5	-13.0	-53.5	
3305.60	-27.5	V	3.0	39.4	1.0	-65.9	-13.0	-52.9	
1652.80	-30.9	H	3.0	38.2	1.0	-68.1	-13.0	-55.1	
2479.20	-29.4	H	3.0	38.8	1.0	-67.2	-13.0	-54.2	
3305.60	-27.6	H	3.0	39.4	1.0	-66.1	-13.0	-53.1	
Mid Ch, 836.6MHz									
1673.20	-30.7	V	3.0	38.2	1.0	-67.9	-13.0	-54.9	
2509.80	-28.7	V	3.0	38.8	1.0	-66.6	-13.0	-53.6	
3346.40	-27.3	V	3.0	39.5	1.0	-65.8	-13.0	-52.8	
1673.20	-30.7	H	3.0	38.2	1.0	-67.9	-13.0	-54.9	
2509.80	-29.1	H	3.0	38.8	1.0	-67.0	-13.0	-54.0	
3346.40	-27.3	H	3.0	39.5	1.0	-65.8	-13.0	-52.8	
High Ch, 846.6MHz									
1693.20	-30.6	V	3.0	38.2	1.0	-67.8	-13.0	-54.8	
2539.80	-28.6	V	3.0	38.9	1.0	-66.4	-13.0	-53.4	
3386.40	-27.4	V	3.0	39.5	1.0	-65.9	-13.0	-52.9	
1693.20	-30.7	H	3.0	38.2	1.0	-67.9	-13.0	-54.9	
2539.80	-29.0	H	3.0	38.9	1.0	-66.9	-13.0	-53.9	
3386.40	-27.5	H	3.0	39.5	1.0	-66.0	-13.0	-53.0	

UL Korea, Ltd. Confidential
This report shall not be reproduced except in full, without the written approval of UL Korea, Ltd.

WCDMA Band 4

WCDMA

Band 4
REL99

UL Verification Services, Inc.
Above 1GHz High Frequency Substitution Measurement

Company: Samsung
Project #: 4788468750
Date: 2018-05-17
Test Engineer: 47989
Configuration: EUT / Adapter / Earphone, X-Position
Location: Chamber 1
Mode: Rel99 Band 4 Harmonics

f MHz	SG reading (dBm)	Ant. Pol. (H/V)	Distance (m)	Preamp (dB)	Filter (dB)	EIRP (dBm)	Limit (dBm)	Delta (dB)	Notes
Low Ch, 1712.4MHz									
3424.80	-10.3	V	3.0	43.7	1.0	-52.9	-13.0	-39.9	
5137.20	-19.1	V	3.0	43.8	1.0	-61.9	-13.0	-48.9	
6849.60	-8.6	V	3.0	42.9	1.0	-50.5	-13.0	-37.5	
3424.80	-8.8	H	3.0	43.7	1.0	-51.4	-13.0	-38.4	
5137.20	-19.4	H	3.0	43.8	1.0	-62.2	-13.0	-49.2	
6849.60	-10.6	H	3.0	42.9	1.0	-52.4	-13.0	-39.4	
Mid Ch, 1732.6MHz									
3465.20	-11.4	V	3.0	43.7	1.0	-54.1	-13.0	-41.1	
5197.80	-18.2	V	3.0	43.8	1.0	-60.9	-13.0	-47.9	
6930.40	-3.4	V	3.0	42.8	1.0	-45.2	-13.0	-32.2	
3465.20	-11.0	H	3.0	43.7	1.0	-53.7	-13.0	-40.7	
5197.80	-18.7	H	3.0	43.8	1.0	-61.4	-13.0	-48.4	
6930.40	-10.1	H	3.0	42.8	1.0	-51.9	-13.0	-38.9	
High Ch, 1752.6MHz									
3505.20	-11.0	V	3.0	43.7	1.0	-53.7	-13.0	-40.7	
5257.80	-17.3	V	3.0	43.8	1.0	-60.1	-13.0	-47.1	
7010.40	-6.5	V	3.0	42.7	1.0	-48.2	-13.0	-35.2	
3505.20	-9.1	H	3.0	43.7	1.0	-51.8	-13.0	-38.8	
5257.80	-17.3	H	3.0	43.8	1.0	-60.1	-13.0	-47.1	
7010.40	-11.8	H	3.0	42.7	1.0	-53.6	-13.0	-40.6	

WCDMA

Band 4
HSDPA

Above 1GHz High Frequency Substitution Measurement

Company: Samsung
Project #: 4788468750
Date: 2018-05-17
Test Engineer: 47989
Configuration: EUT / Adapter / Earphone, X-Position
Location: Chamber 1
Mode: HSDPA Band 4 Harmonics

f MHz	SG reading (dBm)	Ant. Pol. (H/V)	Distance (m)	Preamp (dB)	Filter (dB)	EIRP (dBm)	Limit (dBm)	Delta (dB)	Notes
Low Ch, 1712.4MHz									
3424.80	-10.5	V	3.0	43.7	1.0	-53.1	-13.0	-40.1	
5137.20	-19.6	V	3.0	43.8	1.0	-62.4	-13.0	-49.4	
6849.60	-8.2	V	3.0	42.9	1.0	-50.1	-13.0	-37.1	
3424.80	-8.9	H	3.0	43.7	1.0	-51.5	-13.0	-38.5	
5137.20	-19.8	H	3.0	43.8	1.0	-62.6	-13.0	-49.6	
6849.60	-12.6	H	3.0	42.9	1.0	-54.4	-13.0	-41.4	
Mid Ch, 1732.6MHz									
3465.20	-12.5	V	3.0	43.7	1.0	-55.2	-13.0	-42.2	
5197.80	-18.9	V	3.0	43.8	1.0	-61.6	-13.0	-48.6	
6930.40	-6.3	V	3.0	42.8	1.0	-48.1	-13.0	-35.1	
3465.20	-10.0	H	3.0	43.7	1.0	-52.7	-13.0	-39.7	
5197.80	-19.0	H	3.0	43.8	1.0	-61.7	-13.0	-48.7	
6930.40	-12.7	H	3.0	42.8	1.0	-54.5	-13.0	-41.5	
High Ch, 1752.6MHz									
3505.20	-11.4	V	3.0	43.7	1.0	-54.1	-13.0	-41.1	
5257.80	-17.5	V	3.0	43.8	1.0	-60.2	-13.0	-47.2	
7010.40	-6.6	V	3.0	42.7	1.0	-48.3	-13.0	-35.3	
3505.20	-9.8	H	3.0	43.7	1.0	-52.5	-13.0	-39.5	
5257.80	-17.5	H	3.0	43.8	1.0	-60.2	-13.0	-47.2	
7010.40	-13.2	H	3.0	42.7	1.0	-54.9	-13.0	-41.9	

UL Korea, Ltd. Confidential
This report shall not be reproduced except in full, without the written approval of UL Korea, Ltd.

WCDMA Band 2

WCDMA

Band 2
REL99

UL Verification Services, Inc.
Above 1GHz High Frequency Substitution Measurement

Company: Samsung
Project #: 4788458975
Date: 2018-05-02
Test Engineer: 51072
Configuration: EUT / Adapter / Earphone , X-Position
Location: Chamber 1
Mode: Rel99 Band 2 Harmonics

f MHz	SG reading (dBm)	Ant. Pol. (H/V)	Distance (m)	Preamp (dB)	Filter (dB)	EIRP (dBm)	Limit (dBm)	Delta (dB)	Notes
Low Ch, 1852.4MHz									
3704.80	-13.2	V	3.0	43.8	1.0	-56.0	-13.0	-43.0	
5557.20	-11.8	V	3.0	43.7	1.0	-54.5	-13.0	-41.5	
7409.60	-17.0	V	3.0	42.5	1.0	-58.5	-13.0	-45.5	
3704.80	-8.3	H	3.0	43.8	1.0	-51.0	-13.0	-38.0	
5557.20	-14.7	H	3.0	43.7	1.0	-57.4	-13.0	-44.4	
7409.60	-15.1	H	3.0	42.5	1.0	-56.6	-13.0	-43.6	
Mid Ch, 1880MHz									
3760.00	-17.6	V	3.0	43.8	1.0	-60.4	-13.0	-47.4	
5640.00	-12.3	V	3.0	43.7	1.0	-55.0	-13.0	-42.0	
7520.00	-17.3	V	3.0	42.5	1.0	-58.8	-13.0	-45.8	
3760.00	-12.9	H	3.0	43.8	1.0	-55.7	-13.0	-42.7	
5640.00	-14.4	H	3.0	43.7	1.0	-57.1	-13.0	-44.1	
7520.00	-17.0	H	3.0	42.5	1.0	-58.4	-13.0	-45.4	
High Ch, 1907.6MHz									
3815.20	-17.0	V	3.0	43.8	1.0	-59.8	-13.0	-46.8	
5722.80	-13.7	V	3.0	43.7	1.0	-56.3	-13.0	-43.3	
7630.40	-17.5	V	3.0	42.4	1.0	-58.9	-13.0	-45.9	
3815.20	-10.6	H	3.0	43.8	1.0	-53.4	-13.0	-40.4	
5722.80	-11.9	H	3.0	43.7	1.0	-54.6	-13.0	-41.6	
7630.40	-17.6	H	3.0	42.4	1.0	-59.0	-13.0	-46.0	

WCDMA

Band 2
HSDPA

UL Verification Services, Inc.
Above 1GHz High Frequency Substitution Measurement

Company: Samsung
Project #: 4788458975
Date: 2018-05-02
Test Engineer: 51072
Configuration: EUT / Adapter / Earphone , X-Position
Location: Chamber 1
Mode: HSDPA Band 2 Harmonics

f MHz	SG reading (dBm)	Ant. Pol. (H/V)	Distance (m)	Preamp (dB)	Filter (dB)	EIRP (dBm)	Limit (dBm)	Delta (dB)	Notes
Low Ch, 1852.4MHz									
3704.80	-14.2	V	3.0	43.8	1.0	-57.0	-13.0	-44.0	
5557.20	-13.1	V	3.0	43.7	1.0	-55.8	-13.0	-42.8	
7409.60	-17.1	V	3.0	42.5	1.0	-58.6	-13.0	-45.6	
3704.80	-9.4	H	3.0	43.8	1.0	-52.2	-13.0	-39.2	
5557.20	-15.5	H	3.0	43.7	1.0	-58.2	-13.0	-45.2	
7409.60	-16.2	H	3.0	42.5	1.0	-57.7	-13.0	-44.7	
Mid Ch, 1880MHz									
3760.00	-18.2	V	3.0	43.8	1.0	-61.0	-13.0	-48.0	
5640.00	-13.2	V	3.0	43.7	1.0	-55.9	-13.0	-42.9	
7520.00	-17.4	V	3.0	42.5	1.0	-58.8	-13.0	-45.8	
3760.00	-13.0	H	3.0	43.8	1.0	-55.8	-13.0	-42.8	
5640.00	-14.9	H	3.0	43.7	1.0	-57.6	-13.0	-44.6	
7520.00	-17.0	H	3.0	42.5	1.0	-58.4	-13.0	-45.4	
High Ch, 1907.6MHz									
3815.20	-17.1	V	3.0	43.8	1.0	-59.9	-13.0	-46.9	
5722.80	-14.6	V	3.0	43.7	1.0	-57.3	-13.0	-44.3	
7630.40	-18.1	V	3.0	42.4	1.0	-59.5	-13.0	-46.5	
3815.20	-10.8	H	3.0	43.8	1.0	-53.6	-13.0	-40.6	
5722.80	-13.0	H	3.0	43.7	1.0	-55.7	-13.0	-42.7	
7630.40	-17.7	H	3.0	42.4	1.0	-59.1	-13.0	-46.1	

UL Korea, Ltd. Suwon Laboratory FORM ID: FCC_22/24/27
218 Maeyeong-ro, Yeongtong-gu, Suwon-si, Gyeonggi-do, 16675, Korea TEL: (031) 337-9902 FAX: (031) 213-5433
UL Korea, Ltd. Confidential
This report shall not be reproduced except in full, without the written approval of UL Korea, Ltd.

LTE Band 2

LTE Band 2 20MHz QPSK

UL Verification Services, Inc.
Above 1GHz High Frequency Substitution Measurement

Company: Samsung
Project #: 4788468750
Date: 2018-05-14
Test Engineer: 45585
Configuration: EUT / Adapter / Earphone, X-Position
Location: Chamber 3
Mode: LTE_QPSK Band 2 Harmonics, 20MHz Bandwidth

f MHz	SG reading (dBm)	Ant. Pol. (H/V)	Distance (m)	Preamp (dB)	Filter (dB)	EIRP (dBm)	Limit (dBm)	Delta (dB)	Notes
Low Ch, 1860MHz									
3720.00	-16.0	V	3.0	40.9	1.0	-55.9	-13.0	-42.9	
5580.00	-12.6	V	3.0	40.0	1.0	-51.6	-13.0	-38.6	
7440.00	3.9	V	3.0	40.0	1.0	-35.2	-13.0	-22.2	
3720.00	-9.2	H	3.0	40.9	1.0	-49.0	-13.0	-36.0	
5580.00	-14.5	H	3.0	40.0	1.0	-53.6	-13.0	-40.6	
7440.00	1.4	H	3.0	40.0	1.0	-37.7	-13.0	-24.7	
Mid Ch, 1880MHz									
3760.00	-16.2	V	3.0	40.8	1.0	-56.0	-13.0	-43.0	
5640.00	-9.0	V	3.0	40.0	1.0	-48.0	-13.0	-35.0	
7520.00	-8.4	V	3.0	40.0	1.0	-47.4	-13.0	-34.4	
3760.00	-9.4	H	3.0	40.8	1.0	-49.3	-13.0	-36.3	
5640.00	-7.2	H	3.0	40.0	1.0	-46.2	-13.0	-33.2	
7520.00	-10.6	H	3.0	40.0	1.0	-49.7	-13.0	-36.7	
High Ch, 1900MHz									
3800.00	-17.5	V	3.0	40.8	1.0	-57.3	-13.0	-44.3	
5700.00	-14.3	V	3.0	40.0	1.0	-53.4	-13.0	-40.4	
7600.00	-10.0	V	3.0	40.0	1.0	-49.0	-13.0	-36.0	
3800.00	-11.8	H	3.0	40.8	1.0	-51.6	-13.0	-38.6	
5700.00	-10.4	H	3.0	40.0	1.0	-49.5	-13.0	-36.5	
7600.00	-11.6	H	3.0	40.0	1.0	-50.6	-13.0	-37.6	

LTE Band 2 20MHz 16QAM

UL Verification Services, Inc.
Above 1GHz High Frequency Substitution Measurement

Company: Samsung
Project #: 4788468750
Date: 2018-05-14
Test Engineer: 45585
Configuration: EUT / Adapter / Earphone, X-Position
Location: Chamber 3
Mode: LTE_16QAM Band 2 Harmonics, 20MHz Bandwidth

f MHz	SG reading (dBm)	Ant. Pol. (H/V)	Distance (m)	Preamp (dB)	Filter (dB)	EIRP (dBm)	Limit (dBm)	Delta (dB)	Notes
Low Ch, 1860MHz									
3720.00	-17.1	V	3.0	40.9	1.0	-57.0	-13.0	-44.0	
5580.00	-14.0	V	3.0	40.0	1.0	-53.1	-13.0	-40.1	
7440.00	1.4	V	3.0	40.0	1.0	-37.6	-13.0	-24.6	
3720.00	-10.8	H	3.0	40.9	1.0	-50.7	-13.0	-37.7	
5580.00	-16.3	H	3.0	40.0	1.0	-55.3	-13.0	-42.3	
7440.00	-2.0	H	3.0	40.0	1.0	-41.0	-13.0	-28.0	
Mid Ch, 1880MHz									
3760.00	-17.0	V	3.0	40.8	1.0	-56.8	-13.0	-43.8	
5640.00	-10.4	V	3.0	40.0	1.0	-49.5	-13.0	-36.5	
7520.00	-9.4	V	3.0	40.0	1.0	-48.5	-13.0	-35.5	
3760.00	-10.5	H	3.0	40.8	1.0	-50.3	-13.0	-37.3	
5640.00	-8.8	H	3.0	40.0	1.0	-47.9	-13.0	-34.9	
7520.00	-11.9	H	3.0	40.0	1.0	-51.0	-13.0	-38.0	
High Ch, 1900MHz									
3800.00	-18.4	V	3.0	40.8	1.0	-58.2	-13.0	-45.2	
5700.00	-16.1	V	3.0	40.0	1.0	-55.1	-13.0	-42.1	
7600.00	-11.8	V	3.0	40.0	1.0	-50.9	-13.0	-37.9	
3800.00	-13.0	H	3.0	40.8	1.0	-52.8	-13.0	-39.8	
5700.00	-12.4	H	3.0	40.0	1.0	-51.4	-13.0	-38.4	
7600.00	-13.4	H	3.0	40.0	1.0	-52.4	-13.0	-39.4	

UL Korea, Ltd. Suwon Laboratory FORM ID: FCC_22/24/27
218 Maeyeong-ro, Yeongtong-gu, Suwon-si, Gyeonggi-do, 16675, Korea TEL: (031) 337-9902 FAX: (031) 213-5433
UL Korea, Ltd. Confidential
This report shall not be reproduced except in full, without the written approval of UL Korea, Ltd.

LTE Band 2 15MHz QPSK

UL Verification Services, Inc.
Above 1GHz High Frequency Substitution Measurement

Company: Samsung
Project #: 4788468750
Date: 2018-05-14
Test Engineer: 45585
Configuration: EUT / Adapter / Earphone, X-Position
Location: Chamber 3
Mode: LTE_QPSK Band 2 Harmonics, 15MHz Bandwidth

f MHz	SG reading (dBm)	Ant. Pol. (H/V)	Distance (m)	Preamp (dB)	Filter (dB)	EIRP (dBm)	Limit (dBm)	Delta (dB)	Notes
Low Ch, 1857.5MHz									
3715.00	-16.5	V	3.0	40.9	1.0	-56.4	-13.0	-43.4	
5572.50	-12.2	V	3.0	40.0	1.0	-51.2	-13.0	-38.2	
7430.00	3.4	V	3.0	40.0	1.0	-35.7	-13.0	-22.7	
3715.00	-9.2	H	3.0	40.9	1.0	-49.1	-13.0	-36.1	
5572.50	-12.8	H	3.0	40.0	1.0	-51.9	-13.0	-38.9	
7430.00	0.7	H	3.0	40.0	1.0	-38.3	-13.0	-25.3	
Mid Ch, 1880MHz									
3760.00	-14.9	V	3.0	40.8	1.0	-54.8	-13.0	-41.8	
5640.00	-9.2	V	3.0	40.0	1.0	-48.3	-13.0	-35.3	
7520.00	-5.2	V	3.0	40.0	1.0	-44.2	-13.0	-31.2	
3760.00	-8.4	H	3.0	40.8	1.0	-48.2	-13.0	-35.2	
5640.00	-8.3	H	3.0	40.0	1.0	-47.4	-13.0	-34.4	
7520.00	-10.3	H	3.0	40.0	1.0	-49.3	-13.0	-36.3	
High Ch, 1902.5MHz									
3805.00	-21.5	V	3.0	40.8	1.0	-61.3	-13.0	-48.3	
5707.50	-10.1	V	3.0	40.0	1.0	-49.1	-13.0	-36.1	
7610.00	-10.8	V	3.0	40.0	1.0	-49.8	-13.0	-36.8	
3805.00	-14.8	H	3.0	40.8	1.0	-54.6	-13.0	-41.6	
5707.50	-10.5	H	3.0	40.0	1.0	-49.5	-13.0	-36.5	
7610.00	-15.7	H	3.0	40.0	1.0	-54.7	-13.0	-41.7	

LTE Band 2 15MHz 16QAM

UL Verification Services, Inc.
Above 1GHz High Frequency Substitution Measurement

Company: Samsung
Project #: 4788468750
Date: 2018-05-14
Test Engineer: 45585
Configuration: EUT / Adapter / Earphone, X-Position
Location: Chamber 3
Mode: LTE_16QAM Band 2 Harmonics, 15MHz Bandwidth

f MHz	SG reading (dBm)	Ant. Pol. (H/V)	Distance (m)	Preamp (dB)	Filter (dB)	EIRP (dBm)	Limit (dBm)	Delta (dB)	Notes
Low Ch, 1857.5MHz									
3715.00	-17.7	V	3.0	40.9	1.0	-57.6	-13.0	-44.6	
5572.50	-13.7	V	3.0	40.0	1.0	-52.7	-13.0	-39.7	
7430.00	0.7	V	3.0	40.0	1.0	-38.3	-13.0	-25.3	
3715.00	-10.5	H	3.0	40.9	1.0	-50.3	-13.0	-37.3	
5572.50	-14.6	H	3.0	40.0	1.0	-53.6	-13.0	-40.6	
7430.00	-1.6	H	3.0	40.0	1.0	-40.6	-13.0	-27.6	
Mid Ch, 1880MHz									
3760.00	-15.5	V	3.0	40.8	1.0	-55.3	-13.0	-42.3	
5640.00	-10.3	V	3.0	40.0	1.0	-49.3	-13.0	-36.3	
7520.00	-5.8	V	3.0	40.0	1.0	-44.8	-13.0	-31.8	
3760.00	-9.4	H	3.0	40.8	1.0	-49.2	-13.0	-36.2	
5640.00	-9.7	H	3.0	40.0	1.0	-48.7	-13.0	-35.7	
7520.00	-10.0	H	3.0	40.0	1.0	-49.0	-13.0	-36.0	
High Ch, 1902.5MHz									
3805.00	-23.0	V	3.0	40.8	1.0	-62.8	-13.0	-49.8	
5707.50	-12.3	V	3.0	40.0	1.0	-51.3	-13.0	-38.3	
7610.00	-12.0	V	3.0	40.0	1.0	-51.1	-13.0	-38.1	
3805.00	-14.8	H	3.0	40.8	1.0	-54.6	-13.0	-41.6	
5707.50	-12.0	H	3.0	40.0	1.0	-51.0	-13.0	-38.0	
7610.00	-16.5	H	3.0	40.0	1.0	-55.6	-13.0	-42.6	

UL Korea, Ltd. Confidential
This report shall not be reproduced except in full, without the written approval of UL Korea, Ltd.

LTE Band 2 10MHz QPSK

UL Verification Services, Inc.
Above 1GHz High Frequency Substitution Measurement

Company: Samsung
Project #: 4788468750
Date: 2018-05-14
Test Engineer: 45585
Configuration: EUT / Adapter / Earphone, X-Position
Location: Chamber 3
Mode: LTE_QPSK Band 2 Harmonics, 10MHz Bandwidth

f MHz	SG reading (dBm)	Ant. Pol. (H/V)	Distance (m)	Preamp (dB)	Filter (dB)	EIRP (dBm)	Limit (dBm)	Delta (dB)	Notes
Low Ch, 1855MHz									
3710.00	-16.4	V	3.0	40.9	1.0	-56.3	-13.0	-43.3	
5565.00	-13.2	V	3.0	40.0	1.0	-52.2	-13.0	-39.2	
7420.00	3.9	V	3.0	40.0	1.0	-35.1	-13.0	-22.1	
3710.00	-8.8	H	3.0	40.9	1.0	-48.6	-13.0	-35.6	
5565.00	-13.7	H	3.0	40.0	1.0	-52.8	-13.0	-39.8	
7420.00	2.8	H	3.0	40.0	1.0	-36.2	-13.0	-23.2	
Mid Ch, 1880MHz									
3760.00	-14.0	V	3.0	40.8	1.0	-53.8	-13.0	-40.8	
5640.00	-9.0	V	3.0	40.0	1.0	-48.1	-13.0	-35.1	
7520.00	-5.2	V	3.0	40.0	1.0	-44.2	-13.0	-31.2	
3760.00	-9.6	H	3.0	40.8	1.0	-49.4	-13.0	-36.4	
5640.00	-7.5	H	3.0	40.0	1.0	-46.5	-13.0	-33.5	
7520.00	-9.4	H	3.0	40.0	1.0	-48.4	-13.0	-35.4	
High Ch, 1905MHz									
3810.00	-15.9	V	3.0	40.8	1.0	-55.7	-13.0	-42.7	
5715.00	-11.0	V	3.0	40.0	1.0	-50.0	-13.0	-37.0	
7620.00	-13.9	V	3.0	40.0	1.0	-52.9	-13.0	-39.9	
3810.00	-12.7	H	3.0	40.8	1.0	-52.5	-13.0	-39.5	
5715.00	-11.8	H	3.0	40.0	1.0	-50.9	-13.0	-37.9	
7620.00	-17.1	H	3.0	40.0	1.0	-56.1	-13.0	-43.1	

LTE Band 2 10MHz 16QAM

UL Verification Services, Inc.
Above 1GHz High Frequency Substitution Measurement

Company: Samsung
Project #: 4788468750
Date: 2018-05-14
Test Engineer: 45585
Configuration: EUT / Adapter / Earphone, X-Position
Location: Chamber 3
Mode: LTE_16QAM Band 2 Harmonics, 10MHz Bandwidth

f MHz	SG reading (dBm)	Ant. Pol. (H/V)	Distance (m)	Preamp (dB)	Filter (dB)	EIRP (dBm)	Limit (dBm)	Delta (dB)	Notes
Low Ch, 1855MHz									
3710.00	-17.3	V	3.0	40.9	1.0	-57.2	-13.0	-44.2	
5565.00	-15.0	V	3.0	40.0	1.0	-54.0	-13.0	-41.0	
7420.00	2.2	V	3.0	40.0	1.0	-36.8	-13.0	-23.8	
3710.00	-10.0	H	3.0	40.9	1.0	-49.8	-13.0	-36.8	
5565.00	-14.9	H	3.0	40.0	1.0	-54.0	-13.0	-41.0	
7420.00	1.2	H	3.0	40.0	1.0	-37.9	-13.0	-24.9	
Mid Ch, 1880MHz									
3760.00	-15.2	V	3.0	40.8	1.0	-55.0	-13.0	-42.0	
5640.00	-10.4	V	3.0	40.0	1.0	-49.5	-13.0	-36.5	
7520.00	-6.8	V	3.0	40.0	1.0	-45.8	-13.0	-32.8	
3760.00	-10.8	H	3.0	40.8	1.0	-50.6	-13.0	-37.6	
5640.00	-9.3	H	3.0	40.0	1.0	-48.3	-13.0	-35.3	
7520.00	-10.9	H	3.0	40.0	1.0	-49.9	-13.0	-36.9	
High Ch, 1905MHz									
3810.00	-17.0	V	3.0	40.8	1.0	-56.8	-13.0	-43.8	
5715.00	-12.2	V	3.0	40.0	1.0	-51.3	-13.0	-38.3	
7620.00	-15.4	V	3.0	40.0	1.0	-54.5	-13.0	-41.5	
3810.00	-13.9	H	3.0	40.8	1.0	-53.6	-13.0	-40.6	
5715.00	-13.4	H	3.0	40.0	1.0	-52.4	-13.0	-39.4	
7620.00	-18.4	H	3.0	40.0	1.0	-57.5	-13.0	-44.5	

UL Korea, Ltd. Confidential
This report shall not be reproduced except in full, without the written approval of UL Korea, Ltd.

LTE Band 2 5MHz QPSK

UL Verification Services, Inc.
Above 1GHz High Frequency Substitution Measurement

Company: Samsung
Project #: 4788468750
Date: 2018-05-14
Test Engineer: 45585
Configuration: EUT / Adapter / Earphone, X-Position
Location: Chamber 3
Mode: LTE_QPSK Band 2 Harmonics, 5MHz Bandwidth

f MHz	SG reading (dBm)	Ant. Pol. (H/V)	Distance (m)	Preamp (dB)	Filter (dB)	EIRP (dBm)	Limit (dBm)	Delta (dB)	Notes
Low Ch, 1852.5MHz									
3705.00	-16.7	V	3.0	40.9	1.0	-56.6	-13.0	-43.6	
5557.50	-11.8	V	3.0	40.1	1.0	-50.8	-13.0	-37.8	
7410.00	5.3	V	3.0	40.0	1.0	-33.8	-13.0	-20.8	
3705.00	-9.2	H	3.0	40.9	1.0	-49.0	-13.0	-36.0	
5557.50	-14.4	H	3.0	40.1	1.0	-53.5	-13.0	-40.5	
7410.00	0.6	H	3.0	40.0	1.0	-38.4	-13.0	-25.4	
Mid Ch, 1880MHz									
3760.00	-15.5	V	3.0	40.8	1.0	-55.3	-13.0	-42.3	
5640.00	-10.4	V	3.0	40.0	1.0	-49.4	-13.0	-36.4	
7520.00	-4.5	V	3.0	40.0	1.0	-43.5	-13.0	-30.5	
3760.00	-9.8	H	3.0	40.8	1.0	-49.6	-13.0	-36.6	
5640.00	-8.7	H	3.0	40.0	1.0	-47.7	-13.0	-34.7	
7520.00	-8.8	H	3.0	40.0	1.0	-47.8	-13.0	-34.8	
High Ch, 1907.5MHz									
3815.00	-14.1	V	3.0	40.8	1.0	-53.9	-13.0	-40.9	
5722.50	-10.2	V	3.0	40.0	1.0	-49.2	-13.0	-36.2	
7630.00	-12.9	V	3.0	40.0	1.0	-51.9	-13.0	-38.9	
3815.00	-10.2	H	3.0	40.8	1.0	-50.0	-13.0	-37.0	
5722.50	-10.8	H	3.0	40.0	1.0	-49.8	-13.0	-36.8	
7630.00	-16.8	H	3.0	40.0	1.0	-55.9	-13.0	-42.9	

LTE Band 2 5MHz 16QAM

UL Verification Services, Inc.
Above 1GHz High Frequency Substitution Measurement

Company: Samsung
Project #: 4788468750
Date: 2018-05-14
Test Engineer: 45585
Configuration: EUT / Adapter / Earphone, X-Position
Location: Chamber 3
Mode: LTE_16QAM Band 2 Harmonics, 5MHz Bandwidth

f MHz	SG reading (dBm)	Ant. Pol. (H/V)	Distance (m)	Preamp (dB)	Filter (dB)	EIRP (dBm)	Limit (dBm)	Delta (dB)	Notes
Low Ch, 1852.5MHz									
3705.00	-18.1	V	3.0	40.9	1.0	-57.9	-13.0	-44.9	
5557.50	-13.5	V	3.0	40.1	1.0	-52.5	-13.0	-39.5	
7410.00	2.6	V	3.0	40.0	1.0	-36.4	-13.0	-23.4	
3705.00	-10.3	H	3.0	40.9	1.0	-50.2	-13.0	-37.2	
5557.50	-15.7	H	3.0	40.1	1.0	-54.7	-13.0	-41.7	
7410.00	-1.5	H	3.0	40.0	1.0	-40.5	-13.0	-27.5	
Mid Ch, 1880MHz									
3760.00	-16.4	V	3.0	40.8	1.0	-56.2	-13.0	-43.2	
5640.00	-11.9	V	3.0	40.0	1.0	-50.9	-13.0	-37.9	
7520.00	-5.7	V	3.0	40.0	1.0	-44.8	-13.0	-31.8	
3760.00	-10.8	H	3.0	40.8	1.0	-50.6	-13.0	-37.6	
5640.00	-10.0	H	3.0	40.0	1.0	-49.0	-13.0	-36.0	
7520.00	-9.7	H	3.0	40.0	1.0	-48.7	-13.0	-35.7	
High Ch, 1907.5MHz									
3815.00	-15.3	V	3.0	40.8	1.0	-55.0	-13.0	-42.0	
5722.50	-12.3	V	3.0	40.0	1.0	-51.3	-13.0	-38.3	
7630.00	-14.2	V	3.0	40.0	1.0	-53.2	-13.0	-40.2	
3815.00	-11.5	H	3.0	40.8	1.0	-51.3	-13.0	-38.3	
5722.50	-12.3	H	3.0	40.0	1.0	-51.4	-13.0	-38.4	
7630.00	-18.1	H	3.0	40.0	1.0	-57.1	-13.0	-44.1	

UL Korea, Ltd. Confidential
This report shall not be reproduced except in full, without the written approval of UL Korea, Ltd.

LTE Band 2 3MHz QPSK

UL Verification Services, Inc.
Above 1GHz High Frequency Substitution Measurement

Company: Samsung
Project #: 4788468750
Date: 2018-05-14
Test Engineer: 45585
Configuration: EUT / Adapter / Earphone, X-Position
Location: Chamber 3
Mode: LTE_QPSK Band 2 Harmonics, 3MHz Bandwidth

f MHz	SG reading (dBm)	Ant. Pol. (H/V)	Distance (m)	Preamp (dB)	Filter (dB)	EIRP (dBm)	Limit (dBm)	Delta (dB)	Notes
Low Ch, 1851.5MHz									
3703.00	-17.1	V	3.0	40.9	1.0	-56.9	-13.0	-43.9	
5554.50	-13.1	V	3.0	40.1	1.0	-52.1	-13.0	-39.1	
7406.00	5.2	V	3.0	40.0	1.0	-33.8	-13.0	-20.8	
3703.00	-9.2	H	3.0	40.9	1.0	-49.1	-13.0	-36.1	
5554.50	-14.3	H	3.0	40.1	1.0	-53.4	-13.0	-40.4	
7406.00	2.3	H	3.0	40.0	1.0	-36.7	-13.0	-23.7	
Mid Ch, 1880MHz									
3760.00	-13.2	V	3.0	40.8	1.0	-53.1	-13.0	-40.1	
5640.00	-10.1	V	3.0	40.0	1.0	-49.1	-13.0	-36.1	
7520.00	-5.4	V	3.0	40.0	1.0	-44.5	-13.0	-31.5	
3760.00	-9.3	H	3.0	40.8	1.0	-49.1	-13.0	-36.1	
5640.00	-8.6	H	3.0	40.0	1.0	-47.7	-13.0	-34.7	
7520.00	-9.2	H	3.0	40.0	1.0	-48.2	-13.0	-35.2	
High Ch, 1908.5MHz									
3817.00	-13.6	V	3.0	40.8	1.0	-53.3	-13.0	-40.3	
5725.50	-9.8	V	3.0	40.0	1.0	-48.9	-13.0	-35.9	
7634.00	-13.5	V	3.0	40.0	1.0	-52.5	-13.0	-39.5	
3817.00	-9.4	H	3.0	40.8	1.0	-49.2	-13.0	-36.2	
5725.50	-10.5	H	3.0	40.0	1.0	-49.5	-13.0	-36.5	
7634.00	-15.8	H	3.0	40.0	1.0	-54.9	-13.0	-41.9	

LTE Band 2 3MHz 16QAM

UL Verification Services, Inc.
Above 1GHz High Frequency Substitution Measurement

Company: Samsung
Project #: 4788468750
Date: 2018-05-14
Test Engineer: 45585
Configuration: EUT / Adapter / Earphone, X-Position
Location: Chamber 3
Mode: LTE_16QAM Band 2 Harmonics, 3MHz Bandwidth

f MHz	SG reading (dBm)	Ant. Pol. (H/V)	Distance (m)	Preamp (dB)	Filter (dB)	EIRP (dBm)	Limit (dBm)	Delta (dB)	Notes
Low Ch, 1851.5MHz									
3703.00	-17.8	V	3.0	40.9	1.0	-57.7	-13.0	-44.7	
5554.50	-14.2	V	3.0	40.1	1.0	-53.2	-13.0	-40.2	
7406.00	3.1	V	3.0	40.0	1.0	-35.9	-13.0	-22.9	
3703.00	-10.2	H	3.0	40.9	1.0	-50.1	-13.0	-37.1	
5554.50	-16.2	H	3.0	40.1	1.0	-55.3	-13.0	-42.3	
7406.00	0.2	H	3.0	40.0	1.0	-38.9	-13.0	-25.9	
Mid Ch, 1880MHz									
3760.00	-14.7	V	3.0	40.8	1.0	-54.5	-13.0	-41.5	
5640.00	-11.4	V	3.0	40.0	1.0	-50.5	-13.0	-37.5	
7520.00	-6.4	V	3.0	40.0	1.0	-45.4	-13.0	-32.4	
3760.00	-10.0	H	3.0	40.8	1.0	-49.8	-13.0	-36.8	
5640.00	-10.2	H	3.0	40.0	1.0	-49.2	-13.0	-36.2	
7520.00	-10.4	H	3.0	40.0	1.0	-49.4	-13.0	-36.4	
High Ch, 1908.5MHz									
3817.00	-14.7	V	3.0	40.8	1.0	-54.5	-13.0	-41.5	
5725.50	-11.4	V	3.0	40.0	1.0	-50.4	-13.0	-37.4	
7634.00	-14.5	V	3.0	40.0	1.0	-53.6	-13.0	-40.6	
3817.00	-10.9	H	3.0	40.8	1.0	-50.7	-13.0	-37.7	
5725.50	-12.3	H	3.0	40.0	1.0	-51.3	-13.0	-38.3	
7634.00	-17.1	H	3.0	40.0	1.0	-56.1	-13.0	-43.1	

UL Korea, Ltd. Confidential
This report shall not be reproduced except in full, without the written approval of UL Korea, Ltd.

LTE Band 2 1.4MHz QPSK

UL Verification Services, Inc.
Above 1GHz High Frequency Substitution Measurement

Company: Samsung
Project #: 4788468750
Date: 2018-05-15
Test Engineer: 45585
Configuration: EUT / Adapter / Earphone, X-Position
Location: Chamber 3
Mode: LTE_QPSK Band 2 Harmonics, 1.4MHz Bandwidth

f MHz	SG reading (dBm)	Ant. Pol. (H/V)	Distance (m)	Preamp (dB)	Filter (dB)	EIRP (dBm)	Limit (dBm)	Delta (dB)	Notes
Low Ch, 1850.7MHz									
3701.40	-13.9	V	3.0	40.9	1.0	-53.7	-13.0	-40.7	
5552.10	-9.0	V	3.0	40.1	1.0	-48.1	-13.0	-35.1	
7402.80	-1.0	V	3.0	40.0	1.0	-40.0	-13.0	-27.0	
3701.40	-10.0	H	3.0	40.9	1.0	-49.9	-13.0	-36.9	
5552.10	-7.1	H	3.0	40.1	1.0	-46.1	-13.0	-33.1	
7402.80	-2.4	H	3.0	40.0	1.0	-41.4	-13.0	-28.4	
Mid Ch, 1880MHz									
3760.00	-17.3	V	3.0	40.8	1.0	-57.1	-13.0	-44.1	
5640.00	-9.7	V	3.0	40.0	1.0	-48.8	-13.0	-35.8	
7520.00	-10.6	V	3.0	40.0	1.0	-49.6	-13.0	-36.6	
3760.00	-11.1	H	3.0	40.8	1.0	-50.9	-13.0	-37.9	
5640.00	-5.9	H	3.0	40.0	1.0	-44.9	-13.0	-31.9	
7520.00	-10.0	H	3.0	40.0	1.0	-49.1	-13.0	-36.1	
High Ch, 1909.3MHz									
3818.60	-16.1	V	3.0	40.8	1.0	-55.9	-13.0	-42.9	
5727.90	-14.6	V	3.0	40.0	1.0	-53.6	-13.0	-40.6	
7637.20	-16.5	V	3.0	40.0	1.0	-55.5	-13.0	-42.5	
3818.60	-13.9	H	3.0	40.8	1.0	-53.7	-13.0	-40.7	
5727.90	-10.3	H	3.0	40.0	1.0	-49.3	-13.0	-36.3	
7637.20	-15.7	H	3.0	40.0	1.0	-54.8	-13.0	-41.8	

LTE Band 2 1.4MHz 16QAM

UL Verification Services, Inc.
Above 1GHz High Frequency Substitution Measurement

Company: Samsung
Project #: 4788468750
Date: 2018-05-15
Test Engineer: 45585
Configuration: EUT / Adapter / Earphone, X-Position
Location: Chamber 3
Mode: LTE_16QAM Band 2 Harmonics, 1.4MHz Bandwidth

f MHz	SG reading (dBm)	Ant. Pol. (H/V)	Distance (m)	Preamp (dB)	Filter (dB)	EIRP (dBm)	Limit (dBm)	Delta (dB)	Notes
Low Ch, 1850.7MHz									
3701.40	-15.6	V	3.0	40.9	1.0	-55.5	-13.0	-42.5	
5552.10	-11.1	V	3.0	40.1	1.0	-50.1	-13.0	-37.1	
7402.80	-3.1	V	3.0	40.0	1.0	-42.2	-13.0	-29.2	
3701.40	-10.4	H	3.0	40.9	1.0	-50.3	-13.0	-37.3	
5552.10	-9.2	H	3.0	40.1	1.0	-48.3	-13.0	-35.3	
7402.80	-4.3	H	3.0	40.0	1.0	-43.3	-13.0	-30.3	
Mid Ch, 1880MHz									
3760.00	-20.1	V	3.0	40.8	1.0	-59.9	-13.0	-46.9	
5640.00	-11.3	V	3.0	40.0	1.0	-50.3	-13.0	-37.3	
7520.00	-12.8	V	3.0	40.0	1.0	-51.8	-13.0	-38.8	
3760.00	-12.5	H	3.0	40.8	1.0	-52.3	-13.0	-39.3	
5640.00	-9.1	H	3.0	40.0	1.0	-48.2	-13.0	-35.2	
7520.00	-11.6	H	3.0	40.0	1.0	-50.6	-13.0	-37.6	
High Ch, 1909.3MHz									
3818.60	-17.6	V	3.0	40.8	1.0	-57.4	-13.0	-44.4	
5727.90	-14.9	V	3.0	40.0	1.0	-53.9	-13.0	-40.9	
7637.20	-16.6	V	3.0	40.0	1.0	-55.6	-13.0	-42.6	
3818.60	-14.1	H	3.0	40.8	1.0	-53.9	-13.0	-40.9	
5727.90	-12.4	H	3.0	40.0	1.0	-51.4	-13.0	-38.4	
7637.20	-17.5	H	3.0	40.0	1.0	-56.5	-13.0	-43.5	

UL Korea, Ltd. Confidential
This report shall not be reproduced except in full, without the written approval of UL Korea, Ltd.

LTE Band 5

LTE Band 5 10MHz QPSK

UL Verification Services, Inc.
Above 1GHz High Frequency Substitution Measurement

Company: Samsung
Project #: 4788458975
Date: 2018-05-03
Test Engineer: 47989
Configuration: EUT / AC Adapter / Earphone, Z-Position
Location: Chamber 2
Mode: LTE_QPSK Band 5 Harmonics, 10MHz Bandwidth

f MHz	SG reading (dBm)	Ant. Pol. (H/V)	Distance (m)	Preamp (dB)	Filter (dB)	EIRP (dBm)	Limit (dBm)	Delta (dB)	Notes
Low Ch, 829MHz									
1658.00	-28.2	V	3.0	38.2	1.0	-65.4	-13.0	-52.4	
2487.00	-28.2	V	3.0	38.8	1.0	-66.0	-13.0	-53.0	
3316.00	-26.6	V	3.0	39.4	1.0	-65.0	-13.0	-52.0	
1658.00	-29.4	H	3.0	38.2	1.0	-66.6	-13.0	-53.6	
2487.00	-28.1	H	3.0	38.8	1.0	-65.9	-13.0	-52.9	
3316.00	-26.6	H	3.0	39.4	1.0	-65.0	-13.0	-52.0	
Mid Ch, 836.5MHz									
1673.00	-28.8	V	3.0	38.2	1.0	-66.0	-13.0	-53.0	
2509.50	-27.8	V	3.0	38.8	1.0	-65.7	-13.0	-52.7	
3346.00	-27.3	V	3.0	39.5	1.0	-65.7	-13.0	-52.7	
1673.00	-30.1	H	3.0	38.2	1.0	-67.3	-13.0	-54.3	
2509.50	-28.5	H	3.0	38.8	1.0	-66.3	-13.0	-53.3	
3346.00	-27.1	H	3.0	39.5	1.0	-65.6	-13.0	-52.6	
High Ch, 844MHz									
1688.00	-27.6	V	3.0	38.2	1.0	-64.8	-13.0	-51.8	
2532.00	-28.0	V	3.0	38.9	1.0	-65.8	-13.0	-52.8	
3376.00	-27.5	V	3.0	39.5	1.0	-66.0	-13.0	-53.0	
1688.00	-30.4	H	3.0	38.2	1.0	-67.6	-13.0	-54.6	
2532.00	-29.1	H	3.0	38.9	1.0	-66.9	-13.0	-53.9	
3376.00	-27.6	H	3.0	39.5	1.0	-66.1	-13.0	-53.1	

LTE Band 5 10MHz 16QAM

UL Verification Services, Inc.
Above 1GHz High Frequency Substitution Measurement

Company: Samsung
Project #: 4788458975
Date: 2018-05-03
Test Engineer: 47989
Configuration: EUT / AC Adapter / Earphone, Z-Position
Location: Chamber 2
Mode: LTE_16QAM Band 5 Harmonics, 10MHz Bandwidth

f MHz	SG reading (dBm)	Ant. Pol. (H/V)	Distance (m)	Preamp (dB)	Filter (dB)	EIRP (dBm)	Limit (dBm)	Delta (dB)	Notes
Low Ch, 829MHz									
1658.00	-28.5	V	3.0	38.2	1.0	-65.8	-13.0	-52.8	
2487.00	-27.5	V	3.0	38.8	1.0	-65.3	-13.0	-52.3	
3316.00	-26.8	V	3.0	39.4	1.0	-65.2	-13.0	-52.2	
1658.00	-29.9	H	3.0	38.2	1.0	-67.1	-13.0	-54.1	
2487.00	-28.2	H	3.0	38.8	1.0	-66.0	-13.0	-53.0	
3316.00	-27.3	H	3.0	39.4	1.0	-65.7	-13.0	-52.7	
Mid Ch, 836.5MHz									
1673.00	-29.7	V	3.0	38.2	1.0	-66.9	-13.0	-53.9	
2509.50	-28.0	V	3.0	38.8	1.0	-65.8	-13.0	-52.8	
3346.00	-27.4	V	3.0	39.5	1.0	-65.8	-13.0	-52.8	
1673.00	-30.3	H	3.0	38.2	1.0	-67.6	-13.0	-54.6	
2509.50	-28.8	H	3.0	38.8	1.0	-66.7	-13.0	-53.7	
3346.00	-27.3	H	3.0	39.5	1.0	-65.8	-13.0	-52.8	
High Ch, 844MHz									
1688.00	-28.4	V	3.0	38.2	1.0	-65.6	-13.0	-52.6	
2532.00	-28.1	V	3.0	38.9	1.0	-66.0	-13.0	-53.0	
3376.00	-27.4	V	3.0	39.5	1.0	-65.9	-13.0	-52.9	
1688.00	-30.6	H	3.0	38.2	1.0	-67.9	-13.0	-54.9	
2532.00	-29.0	H	3.0	38.9	1.0	-66.8	-13.0	-53.8	
3376.00	-27.5	H	3.0	39.5	1.0	-66.0	-13.0	-53.0	

UL Korea, Ltd. Confidential
This report shall not be reproduced except in full, without the written approval of UL Korea, Ltd.

LTE Band 5 5MHz QPSK

UL Verification Services, Inc.
Above 1GHz High Frequency Substitution Measurement

Company: Samsung
Project #: 4788458975
Date: 2018-05-03
Test Engineer: 47989
Configuration: EUT / AC Adapter / Earphone, Z-Position
Location: Chamber 2
Mode: LTE_QPSK Band 5 Harmonics, 5MHz Bandwidth

f MHz	SG reading (dBm)	Ant. Pol. (H/V)	Distance (m)	Preamp (dB)	Filter (dB)	EIRP (dBm)	Limit (dBm)	Delta (dB)	Notes
Low Ch, 826.5MHz									
1653.00	-30.1	V	3.0	38.2	1.0	-67.3	-13.0	-54.3	
2479.50	-27.5	V	3.0	38.8	1.0	-65.3	-13.0	-52.3	
3306.00	-27.4	V	3.0	39.4	1.0	-65.8	-13.0	-52.8	
1653.00	-29.6	H	3.0	38.2	1.0	-66.8	-13.0	-53.8	
2479.50	-28.5	H	3.0	38.8	1.0	-66.3	-13.0	-53.3	
3306.00	-27.4	H	3.0	39.4	1.0	-65.9	-13.0	-52.9	
Mid Ch, 836.5MHz									
1673.00	-29.4	V	3.0	38.2	1.0	-66.6	-13.0	-53.6	
2509.50	-27.9	V	3.0	38.8	1.0	-65.8	-13.0	-52.8	
3346.00	-27.2	V	3.0	39.5	1.0	-65.7	-13.0	-52.7	
1673.00	-30.5	H	3.0	38.2	1.0	-67.7	-13.0	-54.7	
2509.50	-29.0	H	3.0	38.8	1.0	-66.8	-13.0	-53.8	
3346.00	-27.3	H	3.0	39.5	1.0	-65.8	-13.0	-52.8	
High Ch, 846.5MHz									
1693.00	-28.5	V	3.0	38.2	1.0	-65.7	-13.0	-52.7	
2539.50	-28.2	V	3.0	38.9	1.0	-66.0	-13.0	-53.0	
3386.00	-27.3	V	3.0	39.5	1.0	-65.7	-13.0	-52.7	
1693.00	-29.8	H	3.0	38.2	1.0	-67.1	-13.0	-54.1	
2539.50	-27.9	H	3.0	38.9	1.0	-65.8	-13.0	-52.8	
3386.00	-27.2	H	3.0	39.5	1.0	-65.7	-13.0	-52.7	

LTE Band 5 5MHz 16QAM

UL Verification Services, Inc.
Above 1GHz High Frequency Substitution Measurement

Company: Samsung
Project #: 4788458975
Date: 2018-05-03
Test Engineer: 47989
Configuration: EUT / AC Adapter / Earphone, Z-Position
Location: Chamber 2
Mode: LTE_16QAM Band 5 Harmonics, 5MHz Bandwidth

f MHz	SG reading (dBm)	Ant. Pol. (H/V)	Distance (m)	Preamp (dB)	Filter (dB)	EIRP (dBm)	Limit (dBm)	Delta (dB)	Notes
Low Ch, 826.5MHz									
1653.00	-28.3	V	3.0	38.2	1.0	-65.5	-13.0	-52.5	
2479.50	-27.4	V	3.0	38.8	1.0	-65.2	-13.0	-52.2	
3306.00	-27.3	V	3.0	39.4	1.0	-65.7	-13.0	-52.7	
1653.00	-30.0	H	3.0	38.2	1.0	-67.2	-13.0	-54.2	
2479.50	-28.8	H	3.0	38.8	1.0	-66.6	-13.0	-53.6	
3306.00	-27.5	H	3.0	39.4	1.0	-65.9	-13.0	-52.9	
Mid Ch, 836.5MHz									
1673.00	-29.7	V	3.0	38.2	1.0	-66.9	-13.0	-53.9	
2509.50	-28.1	V	3.0	38.8	1.0	-66.0	-13.0	-53.0	
3346.00	-27.3	V	3.0	39.5	1.0	-65.7	-13.0	-52.7	
1673.00	-30.9	H	3.0	38.2	1.0	-68.2	-13.0	-55.2	
2509.50	-28.9	H	3.0	38.8	1.0	-66.7	-13.0	-53.7	
3346.00	-27.3	H	3.0	39.5	1.0	-65.7	-13.0	-52.7	
High Ch, 846.5MHz									
1693.00	-28.8	V	3.0	38.2	1.0	-66.1	-13.0	-53.1	
2539.50	-28.4	V	3.0	38.9	1.0	-66.2	-13.0	-53.2	
3386.00	-27.1	V	3.0	39.5	1.0	-65.6	-13.0	-52.6	
1693.00	-30.2	H	3.0	38.2	1.0	-67.4	-13.0	-54.4	
2539.50	-28.7	H	3.0	38.9	1.0	-66.5	-13.0	-53.5	
3386.00	-27.4	H	3.0	39.5	1.0	-65.9	-13.0	-52.9	

UL Korea, Ltd. Confidential
This report shall not be reproduced except in full, without the written approval of UL Korea, Ltd.

LTE Band 5 3MHz QPSK

UL Verification Services, Inc.
Above 1GHz High Frequency Substitution Measurement

Company: Samsung
Project #: 4788458975
Date: 2018-05-03
Test Engineer: 47989
Configuration: EUT / AC Adapter / Earphone, Z-Position
Location: Chamber 2
Mode: LTE_QPSK Band 5 Harmonics, 3MHz Bandwidth

f MHz	SG reading (dBm)	Ant. Pol. (H/V)	Distance (m)	Preamp (dB)	Filter (dB)	EIRP (dBm)	Limit (dBm)	Delta (dB)	Notes
Low Ch, 825.5MHz									
1651.00	-29.4	V	3.0	38.2	1.0	-66.7	-13.0	-53.7	
2476.50	-26.7	V	3.0	38.8	1.0	-64.5	-13.0	-51.5	
3302.00	-27.3	V	3.0	39.4	1.0	-65.8	-13.0	-52.8	
1651.00	-30.2	H	3.0	38.2	1.0	-67.4	-13.0	-54.4	
2476.50	-28.1	H	3.0	38.8	1.0	-65.9	-13.0	-52.9	
3302.00	-27.4	H	3.0	39.4	1.0	-65.9	-13.0	-52.9	
Mid Ch, 836.5MHz									
1673.00	-28.4	V	3.0	38.2	1.0	-65.7	-13.0	-52.7	
2509.50	-27.0	V	3.0	38.8	1.0	-64.8	-13.0	-51.8	
3346.00	-26.7	V	3.0	39.5	1.0	-65.1	-13.0	-52.1	
1673.00	-29.5	H	3.0	38.2	1.0	-66.7	-13.0	-53.7	
2509.50	-28.3	H	3.0	38.8	1.0	-66.1	-13.0	-53.1	
3346.00	-26.7	H	3.0	39.5	1.0	-65.1	-13.0	-52.1	
High Ch, 847.5MHz									
1695.00	-27.6	V	3.0	38.2	1.0	-64.9	-13.0	-51.9	
2542.50	-26.5	V	3.0	38.9	1.0	-64.4	-13.0	-51.4	
3390.00	-26.7	V	3.0	39.5	1.0	-65.2	-13.0	-52.2	
1695.00	-29.4	H	3.0	38.2	1.0	-66.6	-13.0	-53.6	
2542.50	-28.3	H	3.0	38.9	1.0	-66.1	-13.0	-53.1	
3390.00	-27.0	H	3.0	39.5	1.0	-65.5	-13.0	-52.5	

LTE Band 5 3MHz 16QAM

UL Verification Services, Inc.
Above 1GHz High Frequency Substitution Measurement

Company: Samsung
Project #: 4788458975
Date: 2018-05-03
Test Engineer: 47989
Configuration: EUT / AC Adapter / Earphone, Z-Position
Location: Chamber 2
Mode: LTE_16QAM Band 5 Harmonics, 3MHz Bandwidth

f MHz	SG reading (dBm)	Ant. Pol. (H/V)	Distance (m)	Preamp (dB)	Filter (dB)	EIRP (dBm)	Limit (dBm)	Delta (dB)	Notes
Low Ch, 825.5MHz									
1651.00	-29.4	V	3.0	38.2	1.0	-66.7	-13.0	-53.7	
2476.50	-27.0	V	3.0	38.8	1.0	-64.8	-13.0	-51.8	
3302.00	-27.0	V	3.0	39.4	1.0	-65.5	-13.0	-52.5	
1651.00	-29.5	H	3.0	38.2	1.0	-66.7	-13.0	-53.7	
2476.50	-28.7	H	3.0	38.8	1.0	-66.5	-13.0	-53.5	
3302.00	-27.4	H	3.0	39.4	1.0	-65.9	-13.0	-52.9	
Mid Ch, 836.5MHz									
1673.00	-28.9	V	3.0	38.2	1.0	-66.1	-13.0	-53.1	
2509.50	-27.4	V	3.0	38.8	1.0	-65.2	-13.0	-52.2	
3346.00	-26.7	V	3.0	39.5	1.0	-65.1	-13.0	-52.1	
1673.00	-29.7	H	3.0	38.2	1.0	-66.9	-13.0	-53.9	
2509.50	-28.6	H	3.0	38.8	1.0	-66.5	-13.0	-53.5	
3346.00	-26.6	H	3.0	39.5	1.0	-65.0	-13.0	-52.0	
High Ch, 847.5MHz									
1695.00	-28.3	V	3.0	38.2	1.0	-65.6	-13.0	-52.6	
2542.50	-26.9	V	3.0	38.9	1.0	-64.7	-13.0	-51.7	
3390.00	-27.0	V	3.0	39.5	1.0	-65.4	-13.0	-52.4	
1695.00	-29.9	H	3.0	38.2	1.0	-67.1	-13.0	-54.1	
2542.50	-28.5	H	3.0	38.9	1.0	-66.3	-13.0	-53.3	
3390.00	-26.9	H	3.0	39.5	1.0	-65.3	-13.0	-52.3	

UL Korea, Ltd. Confidential
This report shall not be reproduced except in full, without the written approval of UL Korea, Ltd.

LTE Band 5 1.4MHz QPSK

UL Verification Services, Inc.
Above 1GHz High Frequency Substitution Measurement

Company: Samsung
Project #: 4788458975
Date: 2018-05-02
Test Engineer: 47989
Configuration: EUT / AC Adapter / Earphone, Z-Position
Location: Chamber 2
Mode: LTE_QPSK Band 5 Harmonics, 1.4MHz Bandwidth

f MHz	SG reading (dBm)	Ant. Pol. (H/V)	Distance (m)	Preamp (dB)	Filter (dB)	EIRP (dBm)	Limit (dBm)	Delta (dB)	Notes
Low Ch, 824.7MHz									
1649.40	-27.8	V	3.0	38.2	1.0	-65.0	-13.0	-52.0	
2474.10	-28.5	V	3.0	38.8	1.0	-66.3	-13.0	-53.3	
3298.80	-27.8	V	3.0	39.4	1.0	-66.2	-13.0	-53.2	
1649.40	-29.3	H	3.0	38.2	1.0	-66.5	-13.0	-53.5	
2474.10	-29.1	H	3.0	38.8	1.0	-66.9	-13.0	-53.9	
3298.80	-27.7	H	3.0	39.4	1.0	-66.1	-13.0	-53.1	
Mid Ch, 836.5MHz									
1673.00	-25.1	V	3.0	38.2	1.0	-62.3	-13.0	-49.3	
2509.50	-28.3	V	3.0	38.8	1.0	-66.2	-13.0	-53.2	
3346.00	-28.7	V	3.0	39.5	1.0	-67.2	-13.0	-54.2	
1673.00	-29.2	H	3.0	38.2	1.0	-66.4	-13.0	-53.4	
2509.50	-27.4	H	3.0	38.8	1.0	-65.2	-13.0	-52.2	
3346.00	-27.3	H	3.0	39.5	1.0	-65.8	-13.0	-52.8	
High Ch, 848.3MHz									
1696.60	-26.6	V	3.0	38.2	1.0	-63.8	-13.0	-50.8	
2544.90	-28.6	V	3.0	38.9	1.0	-66.4	-13.0	-53.4	
3393.20	-27.2	V	3.0	39.5	1.0	-65.7	-13.0	-52.7	
1696.60	-29.6	H	3.0	38.2	1.0	-66.8	-13.0	-53.8	
2544.90	-29.1	H	3.0	38.9	1.0	-67.0	-13.0	-54.0	
3393.20	-27.2	H	3.0	39.5	1.0	-65.7	-13.0	-52.7	

LTE Band 5 1.4MHz 16QAM

UL Verification Services, Inc.
Above 1GHz High Frequency Substitution Measurement

Company: Samsung
Project #: 4788458975
Date: 2018-05-02
Test Engineer: 47989
Configuration: EUT / AC Adapter / Earphone, Z-Position
Location: Chamber 2
Mode: LTE_16QAM Band 5 Harmonics, 1.4MHz Bandwidth

f MHz	SG reading (dBm)	Ant. Pol. (H/V)	Distance (m)	Preamp (dB)	Filter (dB)	EIRP (dBm)	Limit (dBm)	Delta (dB)	Notes
Low Ch, 824.7MHz									
1649.40	-28.5	V	3.0	38.2	1.0	-65.7	-13.0	-52.7	
2474.10	-28.7	V	3.0	38.8	1.0	-66.5	-13.0	-53.5	
3298.80	-27.6	V	3.0	39.4	1.0	-66.0	-13.0	-53.0	
1649.40	-29.6	H	3.0	38.2	1.0	-66.8	-13.0	-53.8	
2474.10	-29.3	H	3.0	38.8	1.0	-67.1	-13.0	-54.1	
3298.80	-27.7	H	3.0	39.4	1.0	-66.1	-13.0	-53.1	
Mid Ch, 836.5MHz									
1673.00	-25.9	V	3.0	38.2	1.0	-63.2	-13.0	-50.2	
2509.50	-28.6	V	3.0	38.8	1.0	-66.4	-13.0	-53.4	
3346.00	-28.4	V	3.0	39.5	1.0	-66.8	-13.0	-53.8	
1673.00	-29.0	H	3.0	38.2	1.0	-66.3	-13.0	-53.3	
2509.50	-28.1	H	3.0	38.8	1.0	-65.9	-13.0	-52.9	
3346.00	-27.8	H	3.0	39.5	1.0	-66.2	-13.0	-53.2	
High Ch, 848.3MHz									
1696.60	-27.2	V	3.0	38.2	1.0	-64.4	-13.0	-51.4	
2544.90	-28.6	V	3.0	38.9	1.0	-66.5	-13.0	-53.5	
3393.20	-27.2	V	3.0	39.5	1.0	-65.7	-13.0	-52.7	
1696.60	-29.3	H	3.0	38.2	1.0	-66.6	-13.0	-53.6	
2544.90	-29.1	H	3.0	38.9	1.0	-67.0	-13.0	-54.0	
3393.20	-27.1	H	3.0	39.5	1.0	-65.5	-13.0	-52.5	

UL Korea, Ltd. Confidential
This report shall not be reproduced except in full, without the written approval of UL Korea, Ltd.

LTE Band 12

LTE

Band 12

10MHz

QPSK

UL Verification Services, Inc.
Above 1GHz High Frequency Substitution Measurement

Company: Samsung
Project #: 4788468750
Date: 2018-05-16
Test Engineer: 45585
Configuration: EUT / Adapter / Earphone, Z-Position
Location: Chamber 3
Mode: LTE_QPSK Band 12 Harmonics, 10MHz Bandwidth

f MHz	SG reading (dBm)	Ant. Pol. (H/V)	Distance (m)	Preamp (dB)	Filter (dB)	EIRP (dBm)	Limit (dBm)	Delta (dB)	Notes
Low Ch, 704MHz									
1408.00	-23.7	V	3.0	41.7	1.0	-64.4	-13.0	-51.4	
2112.00	-32.0	V	3.0	42.0	1.0	-72.9	-13.0	-59.9	
2816.00	-30.0	V	3.0	41.5	1.0	-70.5	-13.0	-57.5	
1408.00	-29.5	H	3.0	41.7	1.0	-70.2	-13.0	-57.2	
2112.00	-32.0	H	3.0	42.0	1.0	-73.0	-13.0	-60.0	
2816.00	-30.3	H	3.0	41.5	1.0	-70.7	-13.0	-57.7	
Mid Ch, 707.5MHz									
1415.00	-33.0	V	3.0	41.7	1.0	-73.7	-13.0	-60.7	
2122.50	-31.6	V	3.0	41.9	1.0	-72.5	-13.0	-59.5	
2830.00	-29.9	V	3.0	41.4	1.0	-70.3	-13.0	-57.3	
1415.00	-33.8	H	3.0	41.7	1.0	-74.5	-13.0	-61.5	
2122.50	-31.7	H	3.0	41.9	1.0	-72.6	-13.0	-59.6	
2830.00	-30.2	H	3.0	41.4	1.0	-70.6	-13.0	-57.6	
High Ch, 711MHz									
1422.00	-30.1	V	3.0	41.7	1.0	-70.7	-13.0	-57.7	
2133.00	-31.9	V	3.0	41.9	1.0	-72.9	-13.0	-59.9	
2844.00	-30.1	V	3.0	41.4	1.0	-70.5	-13.0	-57.5	
1422.00	-35.0	H	3.0	41.7	1.0	-75.7	-13.0	-62.7	
2133.00	-32.0	H	3.0	41.9	1.0	-73.0	-13.0	-60.0	
2844.00	-30.5	H	3.0	41.4	1.0	-71.0	-13.0	-58.0	

LTE

Band 12

10MHz

16QAM

UL Verification Services, Inc.
Above 1GHz High Frequency Substitution Measurement

Company: Samsung
Project #: 4788468750
Date: 2018-05-16
Test Engineer: 45585
Configuration: EUT / Adapter / Earphone, Z-Position
Location: Chamber 3
Mode: LTE_16QAM Band 12 Harmonics, 10MHz Bandwidth

f MHz	SG reading (dBm)	Ant. Pol. (H/V)	Distance (m)	Preamp (dB)	Filter (dB)	EIRP (dBm)	Limit (dBm)	Delta (dB)	Notes
Low Ch, 704MHz									
1408.00	-25.1	V	3.0	41.7	1.0	-65.8	-13.0	-52.8	
2112.00	-31.6	V	3.0	42.0	1.0	-72.6	-13.0	-59.6	
2816.00	-29.8	V	3.0	41.5	1.0	-70.3	-13.0	-57.3	
1408.00	-30.6	H	3.0	41.7	1.0	-71.2	-13.0	-58.2	
2112.00	-31.8	H	3.0	42.0	1.0	-72.7	-13.0	-59.7	
2816.00	-30.2	H	3.0	41.5	1.0	-70.7	-13.0	-57.7	
Mid Ch, 707.5MHz									
1415.00	-33.4	V	3.0	41.7	1.0	-74.1	-13.0	-61.1	
2122.50	-32.1	V	3.0	41.9	1.0	-73.0	-13.0	-60.0	
2830.00	-30.0	V	3.0	41.4	1.0	-70.4	-13.0	-57.4	
1415.00	-34.9	H	3.0	41.7	1.0	-75.6	-13.0	-62.6	
2122.50	-31.8	H	3.0	41.9	1.0	-72.8	-13.0	-59.8	
2830.00	-30.4	H	3.0	41.4	1.0	-70.9	-13.0	-57.9	
High Ch, 711MHz									
1422.00	-30.3	V	3.0	41.7	1.0	-70.9	-13.0	-57.9	
2133.00	-32.1	V	3.0	41.9	1.0	-73.0	-13.0	-60.0	
2844.00	-30.0	V	3.0	41.4	1.0	-70.4	-13.0	-57.4	
1422.00	-34.9	H	3.0	41.7	1.0	-75.6	-13.0	-62.6	
2133.00	-32.1	H	3.0	41.9	1.0	-73.0	-13.0	-60.0	
2844.00	-30.5	H	3.0	41.4	1.0	-71.0	-13.0	-58.0	

UL Korea, Ltd. Confidential
This report shall not be reproduced except in full, without the written approval of UL Korea, Ltd.

LTE Band 12 5MHz QPSK

UL Verification Services, Inc.
Above 1GHz High Frequency Substitution Measurement

Company: Samsung
Project #: 4788468750
Date: 2018-05-16
Test Engineer: 45585
Configuration: EUT / Adapter / Earphone, Z-Position
Location: Chamber 3
Mode: LTE_QPSK Band 12 Harmonics, 5MHz Bandwidth

f MHz	SG reading (dBm)	Ant. Pol. (H/V)	Distance (m)	Preamp (dB)	Filter (dB)	EIRP (dBm)	Limit (dBm)	Delta (dB)	Notes
Low Ch, 701.5MHz									
1403.00	-25.8	V	3.0	41.7	1.0	-66.4	-13.0	-53.4	
2104.50	-31.9	V	3.0	42.0	1.0	-72.9	-13.0	-59.9	
2806.00	-30.0	V	3.0	41.5	1.0	-70.5	-13.0	-57.5	
1403.00	-33.3	H	3.0	41.7	1.0	-74.0	-13.0	-61.0	
2104.50	-31.9	H	3.0	42.0	1.0	-72.9	-13.0	-59.9	
2806.00	-30.5	H	3.0	41.5	1.0	-70.9	-13.0	-57.9	
Mid Ch, 707.5MHz									
1415.00	-31.9	V	3.0	41.7	1.0	-72.5	-13.0	-59.5	
2122.50	-32.0	V	3.0	41.9	1.0	-73.0	-13.0	-60.0	
2830.00	-30.2	V	3.0	41.4	1.0	-70.7	-13.0	-57.7	
1415.00	-35.2	H	3.0	41.7	1.0	-75.9	-13.0	-62.9	
2122.50	-32.1	H	3.0	41.9	1.0	-73.1	-13.0	-60.1	
2830.00	-30.6	H	3.0	41.4	1.0	-71.1	-13.0	-58.1	
High Ch, 713.5MHz									
1427.00	-31.7	V	3.0	41.7	1.0	-72.4	-13.0	-59.4	
2140.50	-32.2	V	3.0	41.9	1.0	-73.1	-13.0	-60.1	
2854.00	-30.2	V	3.0	41.4	1.0	-70.6	-13.0	-57.6	
1427.00	-35.2	H	3.0	41.7	1.0	-75.9	-13.0	-62.9	
2140.50	-32.2	H	3.0	41.9	1.0	-73.1	-13.0	-60.1	
2854.00	-30.5	H	3.0	41.4	1.0	-70.9	-13.0	-57.9	

LTE Band 12 5MHz 16QAM

UL Verification Services, Inc.
Above 1GHz High Frequency Substitution Measurement

Company: Samsung
Project #: 4788468750
Date: 2018-05-16
Test Engineer: 45585
Configuration: EUT / Adapter / Earphone, Z-Position
Location: Chamber 3
Mode: LTE_16QAM Band 12 Harmonics, 5MHz Bandwidth

f MHz	SG reading (dBm)	Ant. Pol. (H/V)	Distance (m)	Preamp (dB)	Filter (dB)	EIRP (dBm)	Limit (dBm)	Delta (dB)	Notes
Low Ch, 701.5MHz									
1403.00	-26.2	V	3.0	41.7	1.0	-66.8	-13.0	-53.8	
2104.50	-31.9	V	3.0	42.0	1.0	-72.8	-13.0	-59.8	
2806.00	-29.9	V	3.0	41.5	1.0	-70.4	-13.0	-57.4	
1403.00	-33.2	H	3.0	41.7	1.0	-73.8	-13.0	-60.8	
2104.50	-32.0	H	3.0	42.0	1.0	-73.0	-13.0	-60.0	
2806.00	-30.4	H	3.0	41.5	1.0	-70.9	-13.0	-57.9	
Mid Ch, 707.5MHz									
1415.00	-31.7	V	3.0	41.7	1.0	-72.4	-13.0	-59.4	
2122.50	-32.0	V	3.0	41.9	1.0	-72.9	-13.0	-59.9	
2830.00	-30.1	V	3.0	41.4	1.0	-70.6	-13.0	-57.6	
1415.00	-35.0	H	3.0	41.7	1.0	-75.6	-13.0	-62.6	
2122.50	-32.1	H	3.0	41.9	1.0	-73.1	-13.0	-60.1	
2830.00	-30.5	H	3.0	41.4	1.0	-70.9	-13.0	-57.9	
High Ch, 713.5MHz									
1427.00	-31.8	V	3.0	41.7	1.0	-72.5	-13.0	-59.5	
2140.50	-32.1	V	3.0	41.9	1.0	-73.0	-13.0	-60.0	
2854.00	-30.0	V	3.0	41.4	1.0	-70.5	-13.0	-57.5	
1427.00	-34.9	H	3.0	41.7	1.0	-75.6	-13.0	-62.6	
2140.50	-32.2	H	3.0	41.9	1.0	-73.2	-13.0	-60.2	
2854.00	-30.6	H	3.0	41.4	1.0	-71.0	-13.0	-58.0	

UL Korea, Ltd. Confidential
This report shall not be reproduced except in full, without the written approval of UL Korea, Ltd.

LTE
Band 12
3MHz
QPSK

UL Verification Services, Inc.
Above 1GHz High Frequency Substitution Measurement

Company: Samsung
Project #: 4788468750
Date: 2018-05-16
Test Engineer: 45585
Configuration: EUT / Adapter / Earphone, Z-Position
Location: Chamber 3
Mode: LTE_QPSK Band 12 Harmonics, 3MHz Bandwidth

f MHz	SG reading (dBm)	Ant. Pol. (H/V)	Distance (m)	Preamp (dB)	Filter (dB)	EIRP (dBm)	Limit (dBm)	Delta (dB)	Notes
Low Ch, 700.5MHz									
1401.00	-25.8	V	3.0	41.7	1.0	-66.4	-13.0	-53.4	
2101.50	-31.6	V	3.0	42.0	1.0	-72.5	-13.0	-59.5	
2802.00	-30.0	V	3.0	41.5	1.0	-70.5	-13.0	-57.5	
1401.00	-32.9	H	3.0	41.7	1.0	-73.6	-13.0	-60.6	
2101.50	-32.0	H	3.0	42.0	1.0	-72.9	-13.0	-59.9	
2802.00	-30.4	H	3.0	41.5	1.0	-70.8	-13.0	-57.8	
Mid Ch, 707.5MHz									
1415.00	-30.5	V	3.0	41.7	1.0	-71.1	-13.0	-58.1	
2122.50	-31.1	V	3.0	41.9	1.0	-72.0	-13.0	-59.0	
2830.00	-30.1	V	3.0	41.4	1.0	-70.5	-13.0	-57.5	
1415.00	-34.7	H	3.0	41.7	1.0	-75.4	-13.0	-62.4	
2122.50	-32.2	H	3.0	41.9	1.0	-73.1	-13.0	-60.1	
2830.00	-30.7	H	3.0	41.4	1.0	-71.2	-13.0	-58.2	
High Ch, 714.5MHz									
1429.00	-33.2	V	3.0	41.7	1.0	-73.9	-13.0	-60.9	
2143.50	-31.8	V	3.0	41.9	1.0	-72.8	-13.0	-59.8	
2858.00	-30.1	V	3.0	41.4	1.0	-70.5	-13.0	-57.5	
1429.00	-35.1	H	3.0	41.7	1.0	-75.7	-13.0	-62.7	
2143.50	-31.8	H	3.0	41.9	1.0	-72.7	-13.0	-59.7	
2858.00	-30.5	H	3.0	41.4	1.0	-71.0	-13.0	-58.0	

LTE
Band 12
3MHz
16QAM

UL Verification Services, Inc.
Above 1GHz High Frequency Substitution Measurement

Company: Samsung
Project #: 4788468750
Date: 2018-05-16
Test Engineer: 45585
Configuration: EUT / Adapter / Earphone, Z-Position
Location: Chamber 3
Mode: LTE_16QAM Band 12 Harmonics, 3MHz Bandwidth

f MHz	SG reading (dBm)	Ant. Pol. (H/V)	Distance (m)	Preamp (dB)	Filter (dB)	EIRP (dBm)	Limit (dBm)	Delta (dB)	Notes
Low Ch, 700.5MHz									
1401.00	-25.9	V	3.0	41.7	1.0	-66.6	-13.0	-53.6	
2101.50	-31.7	V	3.0	42.0	1.0	-72.7	-13.0	-59.7	
2802.00	-30.0	V	3.0	41.5	1.0	-70.5	-13.0	-57.5	
1401.00	-33.1	H	3.0	41.7	1.0	-73.8	-13.0	-60.8	
2101.50	-31.9	H	3.0	42.0	1.0	-72.9	-13.0	-59.9	
2802.00	-30.4	H	3.0	41.5	1.0	-70.9	-13.0	-57.9	
Mid Ch, 707.5MHz									
1415.00	-30.8	V	3.0	41.7	1.0	-71.5	-13.0	-58.5	
2122.50	-31.4	V	3.0	41.9	1.0	-72.3	-13.0	-59.3	
2830.00	-30.2	V	3.0	41.4	1.0	-70.6	-13.0	-57.6	
1415.00	-34.9	H	3.0	41.7	1.0	-75.5	-13.0	-62.5	
2122.50	-31.9	H	3.0	41.9	1.0	-72.9	-13.0	-59.9	
2830.00	-30.6	H	3.0	41.4	1.0	-71.0	-13.0	-58.0	
High Ch, 714.5MHz									
1429.00	-33.0	V	3.0	41.7	1.0	-73.7	-13.0	-60.7	
2143.50	-32.0	V	3.0	41.9	1.0	-73.0	-13.0	-60.0	
2858.00	-30.1	V	3.0	41.4	1.0	-70.5	-13.0	-57.5	
1429.00	-35.0	H	3.0	41.7	1.0	-75.6	-13.0	-62.6	
2143.50	-32.1	H	3.0	41.9	1.0	-73.0	-13.0	-60.0	
2858.00	-30.5	H	3.0	41.4	1.0	-70.9	-13.0	-57.9	

UL Korea, Ltd. Confidential
This report shall not be reproduced except in full, without the written approval of UL Korea, Ltd.

LTE Band 12 1.4MHz QPSK

UL Verification Services, Inc.
Above 1GHz High Frequency Substitution Measurement

Company: Samsung
Project #: 4788468750
Date: 2018-05-16
Test Engineer: 45585
Configuration: EUT / Adapter / Earphone, Z-Position
Location: Chamber 3
Mode: LTE_QPSK Band 12 Harmonics, 1.4MHz Bandwidth

f MHz	SG reading (dBm)	Ant. Pol. (H/V)	Distance (m)	Preamp (dB)	Filter (dB)	EIRP (dBm)	Limit (dBm)	Delta (dB)	Notes
Low Ch, 699.7MHz									
1399.40	-24.8	V	3.0	41.7	1.0	-65.4	-13.0	-52.4	
2099.10	-31.7	V	3.0	42.0	1.0	-72.7	-13.0	-59.7	
2798.80	-30.0	V	3.0	41.5	1.0	-70.4	-13.0	-57.4	
1399.40	-30.8	H	3.0	41.7	1.0	-71.5	-13.0	-58.5	
2099.10	-31.8	H	3.0	42.0	1.0	-72.8	-13.0	-59.8	
2798.80	-30.3	H	3.0	41.5	1.0	-70.8	-13.0	-57.8	
Mid Ch, 707.5MHz									
1415.00	-29.7	V	3.0	41.7	1.0	-70.4	-13.0	-57.4	
2122.50	-31.7	V	3.0	41.9	1.0	-72.6	-13.0	-59.6	
2830.00	-30.3	V	3.0	41.4	1.0	-70.7	-13.0	-57.7	
1415.00	-35.2	H	3.0	41.7	1.0	-75.9	-13.0	-62.9	
2122.50	-32.2	H	3.0	41.9	1.0	-73.1	-13.0	-60.1	
2830.00	-30.6	H	3.0	41.4	1.0	-71.0	-13.0	-58.0	
High Ch, 715.3MHz									
1430.60	-32.7	V	3.0	41.7	1.0	-73.3	-13.0	-60.3	
2145.90	-32.1	V	3.0	41.9	1.0	-73.0	-13.0	-60.0	
2861.20	-30.2	V	3.0	41.4	1.0	-70.6	-13.0	-57.6	
1430.60	-35.2	H	3.0	41.7	1.0	-75.8	-13.0	-62.8	
2145.90	-32.2	H	3.0	41.9	1.0	-73.1	-13.0	-60.1	
2861.20	-30.6	H	3.0	41.4	1.0	-71.0	-13.0	-58.0	

LTE Band 12 1.4MHz 16QAM

UL Verification Services, Inc.
Above 1GHz High Frequency Substitution Measurement

Company: Samsung
Project #: 4788468750
Date: 2018-05-16
Test Engineer: 45585
Configuration: EUT / Adapter / Earphone, Z-Position
Location: Chamber 3
Mode: LTE_16QAM Band 12 Harmonics, 1.4MHz Bandwidth

f MHz	SG reading (dBm)	Ant. Pol. (H/V)	Distance (m)	Preamp (dB)	Filter (dB)	EIRP (dBm)	Limit (dBm)	Delta (dB)	Notes
Low Ch, 699.7MHz									
1399.40	-26.6	V	3.0	41.7	1.0	-67.2	-13.0	-54.2	
2099.10	-31.7	V	3.0	42.0	1.0	-72.7	-13.0	-59.7	
2798.80	-30.0	V	3.0	41.5	1.0	-70.4	-13.0	-57.4	
1399.40	-32.4	H	3.0	41.7	1.0	-73.1	-13.0	-60.1	
2099.10	-31.9	H	3.0	42.0	1.0	-72.9	-13.0	-59.9	
2798.80	-30.4	H	3.0	41.5	1.0	-70.9	-13.0	-57.9	
Mid Ch, 707.5MHz									
1415.00	-30.1	V	3.0	41.7	1.0	-70.8	-13.0	-57.8	
2122.50	-31.9	V	3.0	41.9	1.0	-72.8	-13.0	-59.8	
2830.00	-30.2	V	3.0	41.4	1.0	-70.6	-13.0	-57.6	
1415.00	-35.2	H	3.0	41.7	1.0	-75.8	-13.0	-62.8	
2122.50	-31.8	H	3.0	41.9	1.0	-72.8	-13.0	-59.8	
2830.00	-30.6	H	3.0	41.4	1.0	-71.0	-13.0	-58.0	
High Ch, 715.3MHz									
1430.60	-33.0	V	3.0	41.7	1.0	-73.7	-13.0	-60.7	
2145.90	-31.9	V	3.0	41.9	1.0	-72.8	-13.0	-59.8	
2861.20	-30.0	V	3.0	41.4	1.0	-70.4	-13.0	-57.4	
1430.60	-35.0	H	3.0	41.7	1.0	-75.7	-13.0	-62.7	
2145.90	-32.2	H	3.0	41.9	1.0	-73.1	-13.0	-60.1	
2861.20	-30.6	H	3.0	41.4	1.0	-71.0	-13.0	-58.0	

UL Korea, Ltd. Confidential
This report shall not be reproduced except in full, without the written approval of UL Korea, Ltd.

LTE Band 41

LTE

Band 41

20MHz

QPSK

UL Verification Services, Inc.
Above 1GHz High Frequency Substitution Measurement

Company: Samsung
Project #: 4788468750
Date: 2018-05-10
Test Engineer: 45585
Configuration: EUT / Adapter / Earphone, Z-Position
Location: Chamber 1
Mode: LTE_QPSK Band 41 Harmonics, 20MHz Bandwidth

f MHz	SG reading (dBm)	Ant. Pol. (H/V)	Distance (m)	Preamp (dB)	Filter (dB)	EIRP (dBm)	Limit (dBm)	Delta (dB)	Notes
Low Ch, 2506MHz									
5012.00	0.6	V	3.0	43.8	1.0	-42.2	-25.0	-17.2	
7518.00	-2.5	V	3.0	42.5	1.0	-44.0	-25.0	-19.0	
10024.00	-10.9	V	3.0	40.6	1.0	-50.4	-25.0	-25.4	
12530.00	-8.2	V	3.0	41.6	1.0	-48.8	-25.0	-23.8	
5012.00	-1.4	H	3.0	43.8	1.0	-44.2	-25.0	-19.2	
7518.00	1.7	H	3.0	42.5	1.0	-39.8	-25.0	-14.8	
10024.00	-6.1	H	3.0	40.6	1.0	-45.6	-25.0	-20.6	
12530.00	-6.3	H	3.0	41.6	1.0	-47.0	-25.0	-22.0	
Mid Ch, 2593MHz									
5186.00	-2.3	V	3.0	43.8	1.0	-45.0	-25.0	-20.0	
7779.00	-2.0	V	3.0	42.3	1.0	-43.3	-25.0	-18.3	
10372.00	-10.0	V	3.0	40.7	1.0	-49.6	-25.0	-24.6	
12965.00	-6.0	V	3.0	42.0	1.0	-47.0	-25.0	-22.0	
5186.00	-3.2	H	3.0	43.8	1.0	-46.0	-25.0	-21.0	
7779.00	-3.7	H	3.0	42.3	1.0	-45.0	-25.0	-20.0	
10372.00	-7.1	H	3.0	40.7	1.0	-46.8	-25.0	-21.8	
12965.00	-5.1	H	3.0	42.0	1.0	-46.1	-25.0	-21.1	
High Ch, 2680MHz									
5360.00	-0.4	V	3.0	43.7	1.0	-43.2	-25.0	-18.2	
8040.00	-6.9	V	3.0	42.2	1.0	-48.1	-25.0	-23.1	
10720.00	-6.3	V	3.0	40.8	1.0	-46.1	-25.0	-21.1	
13400.00	-8.3	V	3.0	42.4	1.0	-49.7	-25.0	-24.7	
5360.00	3.0	H	3.0	43.7	1.0	-39.7	-25.0	-14.7	
8040.00	-2.5	H	3.0	42.2	1.0	-43.7	-25.0	-18.7	
10720.00	-3.0	H	3.0	40.8	1.0	-42.8	-25.0	-17.8	
13400.00	-4.3	H	3.0	42.4	1.0	-45.6	-25.0	-20.6	

LTE

Band 41

20MHz

16QAM

UL Verification Services, Inc.
Above 1GHz High Frequency Substitution Measurement

Company: Samsung
Project #: 4788468750
Date: 2018-05-10
Test Engineer: 45585
Configuration: EUT / Adapter / Earphone, Z-Position
Location: Chamber 1
Mode: LTE_16QAM Band 41 Harmonics, 20MHz Bandwidth

f MHz	SG reading (dBm)	Ant. Pol. (H/V)	Distance (m)	Preamp (dB)	Filter (dB)	EIRP (dBm)	Limit (dBm)	Delta (dB)	Notes
Low Ch, 2506MHz									
5012.00	-2.3	V	3.0	43.8	1.0	-45.1	-25.0	-20.1	
7518.00	2.6	V	3.0	42.5	1.0	-38.9	-25.0	-13.9	
10024.00	-11.2	V	3.0	40.6	1.0	-50.8	-25.0	-25.8	
12530.00	-8.1	V	3.0	41.6	1.0	-48.7	-25.0	-23.7	
5012.00	-2.9	H	3.0	43.8	1.0	-45.7	-25.0	-20.7	
7518.00	-0.2	H	3.0	42.5	1.0	-41.6	-25.0	-16.6	
10024.00	-6.8	H	3.0	40.6	1.0	-46.4	-25.0	-21.4	
12530.00	-6.4	H	3.0	41.6	1.0	-47.1	-25.0	-22.1	
Mid Ch, 2593MHz									
5186.00	-1.5	V	3.0	43.8	1.0	-44.2	-25.0	-19.2	
7779.00	-6.3	V	3.0	42.3	1.0	-47.7	-25.0	-22.7	
10372.00	-10.6	V	3.0	40.7	1.0	-50.2	-25.0	-25.2	
12965.00	-4.7	V	3.0	42.0	1.0	-45.7	-25.0	-20.7	
5186.00	-0.6	H	3.0	43.8	1.0	-43.4	-25.0	-18.4	
7779.00	-3.2	H	3.0	42.3	1.0	-44.5	-25.0	-19.5	
10372.00	-7.5	H	3.0	40.7	1.0	-47.1	-25.0	-22.1	
12965.00	-6.0	H	3.0	42.0	1.0	-47.0	-25.0	-22.0	
High Ch, 2680MHz									
5360.00	-0.5	V	3.0	43.7	1.0	-43.2	-25.0	-18.2	
8040.00	-5.5	V	3.0	42.2	1.0	-46.6	-25.0	-21.6	
10720.00	-6.1	V	3.0	40.8	1.0	-45.8	-25.0	-20.8	
13400.00	-6.4	V	3.0	42.4	1.0	-47.8	-25.0	-22.8	
5360.00	-0.6	H	3.0	43.7	1.0	-43.3	-25.0	-18.3	
8040.00	-3.6	H	3.0	42.2	1.0	-44.8	-25.0	-19.8	
10720.00	-4.8	H	3.0	40.8	1.0	-44.6	-25.0	-19.6	
13400.00	-4.6	H	3.0	42.4	1.0	-46.0	-25.0	-21.0	

UL Korea, Ltd. Suwon Laboratory FORM ID: FCC_22/24/27
218 Maeyeong-ro, Yeongtong-gu, Suwon-si, Gyeonggi-do, 16675, Korea TEL: (031) 337-9902 FAX: (031) 213-5433
UL Korea, Ltd. Confidential
This report shall not be reproduced except in full, without the written approval of UL Korea, Ltd.

LTE Band 41 15MHz QPSK

UL Verification Services, Inc.
Above 1GHz High Frequency Substitution Measurement

Company: Samsung
Project #: 4788468750
Date: 2018-05-11
Test Engineer: 45585
Configuration: EUT / Adapter / Earphone, Z-Position
Location: Chamber 1
Mode: LTE_QPSK Band 41 Harmonics, 15MHz Bandwidth

f MHz	SG reading (dBm)	Ant. Pol. (H/V)	Distance (m)	Preamp (dB)	Filter (dB)	EIRP (dBm)	Limit (dBm)	Delta (dB)	Notes
Low Ch, 2503.5MHz									
5007.00	-2.9	V	3.0	43.8	1.0	-45.7	-25.0	-20.7	
7510.50	-1.4	V	3.0	42.5	1.0	-42.9	-25.0	-17.9	
10014.00	-11.7	V	3.0	40.6	1.0	-51.2	-25.0	-26.2	
12517.50	-7.5	V	3.0	41.6	1.0	-48.2	-25.0	-23.2	
5007.00	-3.3	H	3.0	43.8	1.0	-46.0	-25.0	-21.0	
7510.50	0.9	H	3.0	42.5	1.0	-40.6	-25.0	-15.6	
10014.00	-10.7	H	3.0	40.6	1.0	-50.2	-25.0	-25.2	
12517.50	-6.4	H	3.0	41.6	1.0	-47.0	-25.0	-22.0	
Mid Ch, 2593MHz									
5186.00	-2.6	V	3.0	43.8	1.0	-45.4	-25.0	-20.4	
7779.00	-4.1	V	3.0	42.3	1.0	-45.4	-25.0	-20.4	
10372.00	-10.1	V	3.0	40.7	1.0	-49.7	-25.0	-24.7	
12965.00	-5.8	V	3.0	42.0	1.0	-46.8	-25.0	-21.8	
5186.00	-3.1	H	3.0	43.8	1.0	-45.9	-25.0	-20.9	
7779.00	-4.7	H	3.0	42.3	1.0	-46.0	-25.0	-21.0	
10372.00	-6.0	H	3.0	40.7	1.0	-45.7	-25.0	-20.7	
12965.00	-5.6	H	3.0	42.0	1.0	-46.6	-25.0	-21.6	
High Ch, 2682.5MHz									
5365.00	-0.8	V	3.0	43.7	1.0	-43.5	-25.0	-18.5	
8047.50	-9.0	V	3.0	42.2	1.0	-50.1	-25.0	-25.1	
10730.00	-8.0	V	3.0	40.8	1.0	-47.8	-25.0	-22.8	
13412.50	-8.2	V	3.0	42.4	1.0	-49.6	-25.0	-24.6	
5365.00	3.1	H	3.0	43.7	1.0	-39.7	-25.0	-14.7	
8047.50	-5.5	H	3.0	42.2	1.0	-46.7	-25.0	-21.7	
10730.00	-4.8	H	3.0	40.8	1.0	-44.6	-25.0	-19.6	
13412.50	-5.5	H	3.0	42.4	1.0	-46.9	-25.0	-21.9	

LTE Band 41 15MHz 16QAM

Above 1GHz High Frequency Substitution Measurement

Company: Samsung
Project #: 4788468750
Date: 2018-05-11
Test Engineer: 45585
Configuration: EUT / Adapter / Earphone, Z-Position
Location: Chamber 1
Mode: LTE_16QAM Band 41 Harmonics, 15MHz Bandwidth

f MHz	SG reading (dBm)	Ant. Pol. (H/V)	Distance (m)	Preamp (dB)	Filter (dB)	EIRP (dBm)	Limit (dBm)	Delta (dB)	Notes
Low Ch, 2503.5MHz									
5007.00	-3.6	V	3.0	43.8	1.0	-46.4	-25.0	-21.4	
7510.50	-2.0	V	3.0	42.5	1.0	-43.5	-25.0	-18.5	
10014.00	-8.2	V	3.0	40.6	1.0	-47.8	-25.0	-22.8	
12517.50	-8.4	V	3.0	41.6	1.0	-49.0	-25.0	-24.0	
5007.00	-1.7	H	3.0	43.8	1.0	-44.5	-25.0	-19.5	
7510.50	-2.5	H	3.0	42.5	1.0	-43.9	-25.0	-18.9	
10014.00	-5.9	H	3.0	40.6	1.0	-45.4	-25.0	-20.4	
12517.50	-2.5	H	3.0	41.6	1.0	-43.1	-25.0	-18.1	
Mid Ch, 2593MHz									
5186.00	-2.3	V	3.0	43.8	1.0	-45.1	-25.0	-20.1	
7779.00	-3.6	V	3.0	42.3	1.0	-44.9	-25.0	-19.9	
10372.00	-10.2	V	3.0	40.7	1.0	-49.9	-25.0	-24.9	
12965.00	-6.9	V	3.0	42.0	1.0	-47.9	-25.0	-22.9	
5186.00	-3.6	H	3.0	43.8	1.0	-46.4	-25.0	-21.4	
7779.00	-4.3	H	3.0	42.3	1.0	-45.7	-25.0	-20.7	
10372.00	-6.2	H	3.0	40.7	1.0	-45.9	-25.0	-20.9	
12965.00	-5.8	H	3.0	42.0	1.0	-46.8	-25.0	-21.8	
High Ch, 2682.5MHz									
5365.00	-1.1	V	3.0	43.7	1.0	-43.8	-25.0	-18.8	
8047.50	-9.3	V	3.0	42.2	1.0	-50.5	-25.0	-25.5	
10730.00	-8.1	V	3.0	40.8	1.0	-47.9	-25.0	-22.9	
13412.50	-8.9	V	3.0	42.4	1.0	-50.3	-25.0	-25.3	
5365.00	3.3	H	3.0	43.7	1.0	-39.4	-25.0	-14.4	
8047.50	-4.3	H	3.0	42.2	1.0	-45.4	-25.0	-20.4	
10730.00	-5.2	H	3.0	40.8	1.0	-45.0	-25.0	-20.0	
13412.50	-5.7	H	3.0	42.4	1.0	-47.0	-25.0	-22.0	

UL Korea, Ltd. Suwon Laboratory FORM ID: FCC_22/24/27
218 Maeyeong-ro, Yeongtong-gu, Suwon-si, Gyeonggi-do, 16675, Korea TEL: (031) 337-9902 FAX: (031) 213-5433
UL Korea, Ltd. Confidential
This report shall not be reproduced except in full, without the written approval of UL Korea, Ltd.

LTE Band 41 10MHz QPSK

UL Verification Services, Inc.
Above 1GHz High Frequency Substitution Measurement

Company: Samsung
Project #: 4788468750
Date: 2018-05-11
Test Engineer: 45585
Configuration: EUT / Adapter / Earphone, Z-Position
Location: Chamber 1
Mode: LTE_QPSK Band 41 Harmonics, 10MHz Bandwidth

f MHz	SG reading (dBm)	Ant. Pol. (H/V)	Distance (m)	Preamp (dB)	Filter (dB)	EIRP (dBm)	Limit (dBm)	Delta (dB)	Notes
Low Ch, 2501MHz									
5002.00	0.0	V	3.0	43.8	1.0	-42.8	-25.0	-17.8	
7503.00	0.0	V	3.0	42.5	1.0	-41.5	-25.0	-16.5	
10004.00	0.0	V	3.0	40.6	1.0	-39.6	-25.0	-14.6	
12505.00	0.0	V	3.0	41.6	1.0	-40.6	-25.0	-15.6	
5002.00	0.0	H	3.0	43.8	1.0	-42.8	-25.0	-17.8	
7503.00	0.0	H	3.0	42.5	1.0	-41.5	-25.0	-16.5	
10004.00	0.0	H	3.0	40.6	1.0	-39.6	-25.0	-14.6	
12505.00	0.0	H	3.0	41.6	1.0	-40.6	-25.0	-15.6	
Mid Ch, 2593MHz									
5186.00	-2.4	V	3.0	43.8	1.0	-45.1	-25.0	-20.1	
7779.00	-4.4	V	3.0	42.3	1.0	-45.7	-25.0	-20.7	
10372.00	-11.8	V	3.0	40.7	1.0	-51.5	-25.0	-26.5	
12965.00	-5.8	V	3.0	42.0	1.0	-46.8	-25.0	-21.8	
5186.00	-3.0	H	3.0	43.8	1.0	-45.7	-25.0	-20.7	
7779.00	-3.1	H	3.0	42.3	1.0	-44.4	-25.0	-19.4	
10372.00	-8.6	H	3.0	40.7	1.0	-48.3	-25.0	-23.3	
12965.00	-6.0	H	3.0	42.0	1.0	-47.0	-25.0	-22.0	
High Ch, 2685MHz									
5370.00	0.0	V	3.0	43.7	1.0	-42.7	-25.0	-17.7	
8055.00	0.0	V	3.0	42.2	1.0	-41.2	-25.0	-16.2	
10740.00	0.0	V	3.0	40.8	1.0	-39.8	-25.0	-14.8	
16110.00	0.0	V	3.0	42.4	1.0	-41.4	-25.0	-16.4	
5370.00	0.0	H	3.0	43.7	1.0	-42.7	-25.0	-17.7	
8055.00	0.0	H	3.0	42.2	1.0	-41.2	-25.0	-16.2	
10740.00	0.0	H	3.0	40.8	1.0	-39.8	-25.0	-14.8	
13425.00	0.0	H	3.0	42.4	1.0	-41.4	-25.0	-16.4	

LTE Band 41 10MHz 16QAM

UL Verification Services, Inc.
Above 1GHz High Frequency Substitution Measurement

Company: Samsung
Project #: 4788468750
Date: 2018-05-11
Test Engineer: 45585
Configuration: EUT / Adapter / Earphone, Z-Position
Location: Chamber 1
Mode: LTE_16QAM Band 41 Harmonics, 10MHz Bandwidth

f MHz	SG reading (dBm)	Ant. Pol. (H/V)	Distance (m)	Preamp (dB)	Filter (dB)	EIRP (dBm)	Limit (dBm)	Delta (dB)	Notes
Low Ch, 2501MHz									
5002.00	2.5	V	3.0	43.8	1.0	-40.3	-25.0	-15.3	
7503.00	5.2	V	3.0	42.5	1.0	-36.3	-25.0	-11.3	
10004.00	1.2	V	3.0	40.6	1.0	-38.4	-25.0	-13.4	
12505.00	-0.8	V	3.0	41.6	1.0	-41.4	-25.0	-16.4	
5002.00	2.9	H	3.0	43.8	1.0	-39.9	-25.0	-14.9	
7503.00	5.3	H	3.0	42.5	1.0	-36.1	-25.0	-11.1	
10004.00	0.8	H	3.0	40.6	1.0	-38.7	-25.0	-13.7	
12505.00	0.0	H	3.0	41.6	1.0	-40.6	-25.0	-15.6	
Mid Ch, 2593MHz									
5186.00	-3.2	V	3.0	43.8	1.0	-45.9	-25.0	-20.9	
7779.00	-4.3	V	3.0	42.3	1.0	-45.6	-25.0	-20.6	
10372.00	-11.9	V	3.0	40.7	1.0	-51.5	-25.0	-26.5	
12965.00	-5.0	V	3.0	42.0	1.0	-46.0	-25.0	-21.0	
5186.00	-3.5	H	3.0	43.8	1.0	-46.2	-25.0	-21.2	
7779.00	-2.7	H	3.0	42.3	1.0	-44.0	-25.0	-19.0	
10372.00	-8.4	H	3.0	40.7	1.0	-48.1	-25.0	-23.1	
12965.00	-6.0	H	3.0	42.0	1.0	-47.0	-25.0	-22.0	
High Ch, 2685MHz									
5370.00	-2.1	V	3.0	43.7	1.0	-44.8	-25.0	-19.8	
8055.00	-4.7	V	3.0	42.2	1.0	-45.9	-25.0	-20.9	
10740.00	-4.8	V	3.0	40.8	1.0	-44.6	-25.0	-19.6	
13425.00	-7.0	V	3.0	42.4	1.0	-48.3	-25.0	-23.3	
5370.00	-1.3	H	3.0	43.7	1.0	-44.0	-25.0	-19.0	
8055.00	-1.5	H	3.0	42.2	1.0	-42.6	-25.0	-17.6	
10740.00	-3.2	H	3.0	40.8	1.0	-43.0	-25.0	-18.0	
13425.00	-2.0	H	3.0	42.4	1.0	-43.4	-25.0	-18.4	

UL Korea, Ltd. Confidential
This report shall not be reproduced except in full, without the written approval of UL Korea, Ltd.

LTE Band 41 5MHz QPSK

UL Verification Services, Inc.
Above 1GHz High Frequency Substitution Measurement

Company: Samsung
Project #: 4788468750
Date: 2018-05-18
Test Engineer: 45585
Configuration: EUT / Adapter / Earphone, Z-Position
Location: Chamber 1
Mode: LTE_QPSK Band 41 Harmonics, 5MHz Bandwidth

f MHz	SG reading (dBm)	Ant. Pol. (H/V)	Distance (m)	Preamp (dB)	Filter (dB)	EIRP (dBm)	Limit (dBm)	Delta (dB)	Notes
Low Ch, 2498.5MHz									
4997.00	2.0	V	3.0	43.8	1.0	-40.8	-25.0	-15.8	
7495.50	4.3	V	3.0	42.5	1.0	-37.2	-25.0	-12.2	
9994.00	-5.0	V	3.0	40.6	1.0	-44.6	-25.0	-19.6	
12492.50	-3.8	V	3.0	41.6	1.0	-44.4	-25.0	-19.4	
4997.00	3.3	H	3.0	43.8	1.0	-39.5	-25.0	-14.5	
7495.50	3.9	H	3.0	42.5	1.0	-37.5	-25.0	-12.5	
9994.00	1.3	H	3.0	40.6	1.0	-38.3	-25.0	-13.3	
12492.50	-2.3	H	3.0	41.6	1.0	-42.9	-25.0	-17.9	
Mid Ch, 2593MHz									
5186.00	-1.4	V	3.0	43.8	1.0	-44.2	-25.0	-19.2	
7779.00	-6.8	V	3.0	42.3	1.0	-48.2	-25.0	-23.2	
10372.00	-7.6	V	3.0	40.7	1.0	-47.3	-25.0	-22.3	
12965.00	-4.9	V	3.0	42.0	1.0	-45.9	-25.0	-20.9	
5186.00	-6.0	H	3.0	43.8	1.0	-48.8	-25.0	-23.8	
7779.00	-3.5	H	3.0	42.3	1.0	-44.8	-25.0	-19.8	
10372.00	-5.8	H	3.0	40.7	1.0	-45.5	-25.0	-20.5	
12965.00	-5.5	H	3.0	42.0	1.0	-46.5	-25.0	-21.5	
High Ch, 2687.5MHz									
5375.00	-2.3	V	3.0	43.7	1.0	-45.0	-25.0	-20.0	
8062.50	-5.0	V	3.0	42.2	1.0	-46.1	-25.0	-21.1	
10750.00	-3.1	V	3.0	40.8	1.0	-42.9	-25.0	-17.9	
13437.50	-7.6	V	3.0	42.4	1.0	-49.0	-25.0	-24.0	
5375.00	-1.0	H	3.0	43.7	1.0	-43.8	-25.0	-18.8	
8062.50	-1.8	H	3.0	42.2	1.0	-42.9	-25.0	-17.9	
10750.00	-2.4	H	3.0	40.8	1.0	-42.2	-25.0	-17.2	
13437.50	-4.3	H	3.0	42.4	1.0	-45.7	-25.0	-20.7	

LTE Band 41 5MHz 16QAM

UL Verification Services, Inc.
Above 1GHz High Frequency Substitution Measurement

Company: Samsung
Project #: 4788468750
Date: 2018-05-18
Test Engineer: 45585
Configuration: EUT / Adapter / Earphone, Z-Position
Location: Chamber 1
Mode: LTE_16QAM Band 41 Harmonics, 5MHz Bandwidth

f MHz	SG reading (dBm)	Ant. Pol. (H/V)	Distance (m)	Preamp (dB)	Filter (dB)	EIRP (dBm)	Limit (dBm)	Delta (dB)	Notes
Low Ch, 2498.5MHz									
4997.00	1.6	V	3.0	43.8	1.0	-41.2	-25.0	-16.2	
7495.50	4.4	V	3.0	42.5	1.0	-37.1	-25.0	-12.1	
9994.00	-5.3	V	3.0	40.6	1.0	-44.8	-25.0	-19.8	
12492.50	-4.0	V	3.0	41.6	1.0	-44.6	-25.0	-19.6	
4997.00	3.1	H	3.0	43.8	1.0	-39.7	-25.0	-14.7	
7495.50	2.9	H	3.0	42.5	1.0	-38.6	-25.0	-13.6	
9994.00	1.3	H	3.0	40.6	1.0	-38.2	-25.0	-13.2	
12492.50	-3.7	H	3.0	41.6	1.0	-44.3	-25.0	-19.3	
Mid Ch, 2593MHz									
5186.00	-2.1	V	3.0	43.8	1.0	-44.8	-25.0	-19.8	
7779.00	-6.1	V	3.0	42.3	1.0	-47.4	-25.0	-22.4	
10372.00	-8.2	V	3.0	40.7	1.0	-47.9	-25.0	-22.9	
12965.00	-6.0	V	3.0	42.0	1.0	-47.0	-25.0	-22.0	
5186.00	-6.2	H	3.0	43.8	1.0	-49.0	-25.0	-24.0	
7779.00	-2.0	H	3.0	42.3	1.0	-43.3	-25.0	-18.3	
10372.00	-5.3	H	3.0	40.7	1.0	-45.0	-25.0	-20.0	
12965.00	-5.9	H	3.0	42.0	1.0	-46.9	-25.0	-21.9	
High Ch, 2687.5MHz									
5375.00	-2.4	V	3.0	43.7	1.0	-45.2	-25.0	-20.2	
8062.50	-6.6	V	3.0	42.2	1.0	-47.8	-25.0	-22.8	
10750.00	-2.3	V	3.0	40.8	1.0	-42.1	-25.0	-17.1	
13437.50	-7.7	V	3.0	42.4	1.0	-49.1	-25.0	-24.1	
5375.00	-1.2	H	3.0	43.7	1.0	-43.9	-25.0	-18.9	
8062.50	0.8	H	3.0	42.2	1.0	-40.3	-25.0	-15.3	
10750.00	-2.0	H	3.0	40.8	1.0	-41.8	-25.0	-16.8	
13437.50	-3.8	H	3.0	42.4	1.0	-45.2	-25.0	-20.2	

UL Korea, Ltd. Suwon Laboratory FORM ID: FCC_22/24/27
218 Maeyeong-ro, Yeongtong-gu, Suwon-si, Gyeonggi-do, 16675, Korea TEL: (031) 337-9902 FAX: (031) 213-5433
UL Korea, Ltd. Confidential
This report shall not be reproduced except in full, without the written approval of UL Korea, Ltd.

LTE Band 66

LTE

Band 66

20MHz

QPSK

UL Verification Services, Inc.
Above 1GHz High Frequency Substitution Measurement

Company: Samsung
Project #: 4788468750
Date: 2018-05-18
Test Engineer: 45585
Configuration: EUT / Adapter / Earphone, X-Position
Location: Chamber 3
Mode: LTE_QPSK Band 66 Harmonics, 20MHz Bandwidth

f MHz	SG reading (dBm)	Ant. Pol. (H/V)	Distance (m)	Preamp (dB)	Filter (dB)	EIRP (dBm)	Limit (dBm)	Delta (dB)	Notes
Low Ch, 1720MHz									
3440.00	-14.1	V	3.0	41.0	1.0	-54.1	-13.0	-41.1	
5160.00	-23.1	V	3.0	40.1	1.0	-62.2	-13.0	-49.2	
6880.00	-8.5	V	3.0	40.0	1.0	-47.5	-13.0	-34.5	
8600.00	-17.5	V	3.0	39.8	1.0	-56.2	-13.0	-43.2	
3440.00	-9.3	H	3.0	41.0	1.0	-49.3	-13.0	-36.3	
5160.00	-25.8	H	3.0	40.1	1.0	-64.9	-13.0	-51.9	
6880.00	-9.2	H	3.0	40.0	1.0	-48.2	-13.0	-35.2	
8600.00	-19.6	H	3.0	39.8	1.0	-58.3	-13.0	-45.3	
Mid Ch, 1745MHz									
3490.00	-17.6	V	3.0	41.0	1.0	-57.6	-13.0	-44.6	
5235.00	-18.5	V	3.0	40.1	1.0	-57.6	-13.0	-44.6	
6980.00	-6.4	V	3.0	40.0	1.0	-45.4	-13.0	-32.4	
8725.00	-18.1	V	3.0	39.7	1.0	-56.8	-13.0	-43.8	
3490.00	-8.3	H	3.0	41.0	1.0	-48.3	-13.0	-35.3	
5235.00	-20.8	H	3.0	40.1	1.0	-59.9	-13.0	-46.9	
6980.00	-8.1	H	3.0	40.0	1.0	-47.1	-13.0	-34.1	
8725.00	-20.1	H	3.0	39.7	1.0	-58.7	-13.0	-45.7	
High Ch, 1770MHz									
3540.00	-18.5	V	3.0	41.0	1.0	-58.5	-13.0	-45.5	
5310.00	-19.0	V	3.0	40.1	1.0	-58.1	-13.0	-45.1	
7080.00	-0.5	V	3.0	40.0	1.0	-39.5	-13.0	-26.5	
8850.00	0.0	V	3.0	39.6	1.0	-38.6	-13.0	-25.6	
3540.00	-12.3	H	3.0	41.0	1.0	-52.3	-13.0	-39.3	
5310.00	-21.2	H	3.0	40.1	1.0	-60.3	-13.0	-47.3	
7080.00	-4.0	H	3.0	40.0	1.0	-43.0	-13.0	-30.0	
8850.00	-20.0	H	3.0	39.6	1.0	-58.7	-13.0	-45.7	

LTE

Band 66

20MHz

16QAM

UL Verification Services, Inc.
Above 1GHz High Frequency Substitution Measurement

Company: Samsung
Project #: 4788468750
Date: 2018-05-17
Test Engineer: 45585
Configuration: EUT / Adapter / Earphone, X-Position
Location: Chamber 3
Mode: LTE_16QAM Band 66 Harmonics, 20MHz Bandwidth

f MHz	SG reading (dBm)	Ant. Pol. (H/V)	Distance (m)	Preamp (dB)	Filter (dB)	EIRP (dBm)	Limit (dBm)	Delta (dB)	Notes
Low Ch, 1720MHz									
3440.00	-14.8	V	3.0	41.0	1.0	-54.9	-13.0	-41.9	
5160.00	-23.3	V	3.0	40.1	1.0	-62.4	-13.0	-49.4	
6880.00	-10.6	V	3.0	40.0	1.0	-49.6	-13.0	-36.6	
8600.00	-18.6	V	3.0	39.8	1.0	-57.3	-13.0	-44.3	
3440.00	-10.1	H	3.0	41.0	1.0	-50.2	-13.0	-37.2	
5160.00	-25.9	H	3.0	40.1	1.0	-65.0	-13.0	-52.0	
6880.00	-11.0	H	3.0	40.0	1.0	-50.0	-13.0	-37.0	
8600.00	-20.2	H	3.0	39.8	1.0	-58.9	-13.0	-45.9	
Mid Ch, 1745MHz									
3490.00	-18.5	V	3.0	41.0	1.0	-58.5	-13.0	-45.5	
5235.00	-19.4	V	3.0	40.1	1.0	-58.5	-13.0	-45.5	
6980.00	-7.3	V	3.0	40.0	1.0	-46.3	-13.0	-33.3	
8725.00	-18.8	V	3.0	39.7	1.0	-57.5	-13.0	-44.5	
3490.00	-9.1	H	3.0	41.0	1.0	-49.2	-13.0	-36.2	
5235.00	-22.0	H	3.0	40.1	1.0	-61.1	-13.0	-48.1	
6980.00	-9.3	H	3.0	40.0	1.0	-48.3	-13.0	-35.3	
8725.00	-20.3	H	3.0	39.7	1.0	-59.0	-13.0	-46.0	
High Ch, 1770MHz									
3540.00	-18.8	V	3.0	41.0	1.0	-58.7	-13.0	-45.7	
5310.00	-20.2	V	3.0	40.1	1.0	-59.3	-13.0	-46.3	
7080.00	-2.2	V	3.0	40.0	1.0	-41.3	-13.0	-28.3	
8850.00	-20.4	V	3.0	39.6	1.0	-59.0	-13.0	-46.0	
3540.00	-12.9	H	3.0	41.0	1.0	-52.8	-13.0	-39.8	
5310.00	-22.3	H	3.0	40.1	1.0	-61.4	-13.0	-48.4	
7080.00	-5.9	H	3.0	40.0	1.0	-44.9	-13.0	-31.9	
8850.00	-20.8	H	3.0	39.6	1.0	-59.4	-13.0	-46.4	

UL Korea, Ltd. Suwon Laboratory FORM ID: FCC_22/24/27
218 Maeyeong-ro, Yeongtong-gu, Suwon-si, Gyeonggi-do, 16675, Korea TEL: (031) 337-9902 FAX: (031) 213-5433
UL Korea, Ltd. Confidential
This report shall not be reproduced except in full, without the written approval of UL Korea, Ltd.

LTE

Band 66

15MHz

QPSK

UL Verification Services, Inc.
Above 1GHz High Frequency Substitution Measurement

Company: Samsung
Project #: 4788468750
Date: 2018-05-17
Test Engineer: 45585
Configuration: EUT / Adapter / Earphone, X-Position
Location: Chamber 3
Mode: LTE_QPSK Band 66 Harmonics, 15MHz Bandwidth

f MHz	SG reading (dBm)	Ant. Pol. (H/V)	Distance (m)	Preamp (dB)	Filter (dB)	EIRP (dBm)	Limit (dBm)	Delta (dB)	Notes
Low Ch, 1717.5MHz									
3435.00	-11.0	V	3.0	41.0	1.0	-51.0	-13.0	-38.0	
5152.50	-23.6	V	3.0	40.1	1.0	-62.7	-13.0	-49.7	
6870.00	-8.5	V	3.0	40.0	1.0	-47.5	-13.0	-34.5	
8587.50	-18.1	V	3.0	39.8	1.0	-56.9	-13.0	-43.9	
3435.00	-8.2	H	3.0	41.0	1.0	-48.2	-13.0	-35.2	
5152.50	-24.1	H	3.0	40.1	1.0	-63.2	-13.0	-50.2	
6870.00	-9.6	H	3.0	40.0	1.0	-48.6	-13.0	-35.6	
8587.50	-19.4	H	3.0	39.8	1.0	-58.2	-13.0	-45.2	
Mid Ch, 1745MHz									
3490.00	-21.1	V	3.0	41.0	1.0	-61.1	-13.0	-48.1	
5235.00	-21.1	V	3.0	40.1	1.0	-60.2	-13.0	-47.2	
6980.00	-8.8	V	3.0	40.0	1.0	-47.8	-13.0	-34.8	
8725.00	-17.6	V	3.0	39.7	1.0	-56.3	-13.0	-43.3	
3490.00	-12.6	H	3.0	41.0	1.0	-52.7	-13.0	-39.7	
5235.00	-22.7	H	3.0	40.1	1.0	-61.8	-13.0	-48.8	
6980.00	-8.8	H	3.0	40.0	1.0	-47.8	-13.0	-34.8	
8725.00	-19.8	H	3.0	39.7	1.0	-58.4	-13.0	-45.4	
High Ch, 1772.5MHz									
3545.00	-19.5	V	3.0	41.0	1.0	-59.4	-13.0	-46.4	
5317.50	-21.1	V	3.0	40.1	1.0	-60.1	-13.0	-47.1	
7090.00	-2.0	V	3.0	40.0	1.0	-41.1	-13.0	-28.1	
8862.50	-20.4	V	3.0	39.6	1.0	-59.1	-13.0	-46.1	
3545.00	-9.8	H	3.0	41.0	1.0	-49.7	-13.0	-36.7	
5317.50	-23.0	H	3.0	40.1	1.0	-62.0	-13.0	-49.0	
7090.00	-2.2	H	3.0	40.0	1.0	-41.3	-13.0	-28.3	
8862.50	-20.6	H	3.0	39.6	1.0	-59.2	-13.0	-46.2	

LTE

Band 66

15MHz

16QAM

UL Verification Services, Inc.
Above 1GHz High Frequency Substitution Measurement

Company: Samsung
Project #: 4788468750
Date: 2018-05-17
Test Engineer: 45585
Configuration: EUT / Adapter / Earphone, X-Position
Location: Chamber 3
Mode: LTE_16QAM Band 66 Harmonics, 15MHz Bandwidth

f MHz	SG reading (dBm)	Ant. Pol. (H/V)	Distance (m)	Preamp (dB)	Filter (dB)	EIRP (dBm)	Limit (dBm)	Delta (dB)	Notes
Low Ch, 1717.5MHz									
3435.00	-11.4	V	3.0	41.0	1.0	-51.4	-13.0	-38.4	
5152.50	-24.8	V	3.0	40.1	1.0	-63.9	-13.0	-50.9	
6870.00	-11.1	V	3.0	40.0	1.0	-50.2	-13.0	-37.2	
8587.50	-17.4	V	3.0	39.8	1.0	-56.2	-13.0	-43.2	
3435.00	-8.8	H	3.0	41.0	1.0	-48.9	-13.0	-35.9	
5152.50	-25.9	H	3.0	40.1	1.0	-65.0	-13.0	-52.0	
6870.00	-10.5	H	3.0	40.0	1.0	-49.5	-13.0	-36.5	
8587.50	-18.8	H	3.0	39.8	1.0	-57.6	-13.0	-44.6	
Mid Ch, 1745MHz									
3490.00	-16.1	V	3.0	41.0	1.0	-56.1	-13.0	-43.1	
5235.00	-21.8	V	3.0	40.1	1.0	-60.9	-13.0	-47.9	
6980.00	-7.9	V	3.0	40.0	1.0	-46.9	-13.0	-33.9	
8725.00	-18.6	V	3.0	39.7	1.0	-57.3	-13.0	-44.3	
3490.00	-8.0	H	3.0	41.0	1.0	-48.0	-13.0	-35.0	
5235.00	-20.7	H	3.0	40.1	1.0	-59.8	-13.0	-46.8	
6980.00	-8.1	H	3.0	40.0	1.0	-47.2	-13.0	-34.2	
8725.00	-19.8	H	3.0	39.7	1.0	-58.5	-13.0	-45.5	
High Ch, 1772.5MHz									
3545.00	-16.9	V	3.0	41.0	1.0	-56.8	-13.0	-43.8	
5317.50	-19.8	V	3.0	40.1	1.0	-58.9	-13.0	-45.9	
7090.00	-2.7	V	3.0	40.0	1.0	-41.7	-13.0	-28.7	
8862.50	-19.5	V	3.0	39.6	1.0	-58.2	-13.0	-45.2	
3545.00	-8.6	H	3.0	41.0	1.0	-48.6	-13.0	-35.6	
5317.50	-23.0	H	3.0	40.1	1.0	-62.0	-13.0	-49.0	
7090.00	-5.5	H	3.0	40.0	1.0	-44.6	-13.0	-31.6	
8862.50	-20.0	H	3.0	39.6	1.0	-58.7	-13.0	-45.7	

UL Korea, Ltd. Suwon Laboratory FORM ID: FCC_22/24/27
218 Maeyeong-ro, Yeongtong-gu, Suwon-si, Gyeonggi-do, 16675, Korea TEL: (031) 337-9902 FAX: (031) 213-5433
UL Korea, Ltd. Confidential
This report shall not be reproduced except in full, without the written approval of UL Korea, Ltd.

LTE Band 66 10MHz QPSK

UL Verification Services, Inc.
Above 1GHz High Frequency Substitution Measurement

Company: Samsung
Project #: 4788468750
Date: 2018-05-17
Test Engineer: 45585
Configuration: EUT / Adapter / Earphone, X-Position
Location: Chamber 3
Mode: LTE_QPSK Band 66 Harmonics, 10MHz Bandwidth

f MHz	SG reading (dBm)	Ant. Pol. (H/V)	Distance (m)	Preamp (dB)	Filter (dB)	EIRP (dBm)	Limit (dBm)	Delta (dB)	Notes
Low Ch, 1715MHz									
3430.00	-15.4	V	3.0	41.0	1.0	-55.4	-13.0	-42.4	
5145.00	-23.2	V	3.0	40.1	1.0	-62.3	-13.0	-49.3	
6860.00	-12.1	V	3.0	40.0	1.0	-51.1	-13.0	-38.1	
8575.00	-17.8	V	3.0	39.8	1.0	-56.6	-13.0	-43.6	
3430.00	-9.3	H	3.0	41.0	1.0	-49.3	-13.0	-36.3	
5145.00	-24.0	H	3.0	40.1	1.0	-63.2	-13.0	-50.2	
6860.00	-8.6	H	3.0	40.0	1.0	-47.6	-13.0	-34.6	
8575.00	-19.2	H	3.0	39.8	1.0	-58.0	-13.0	-45.0	
Mid Ch, 1745MHz									
3490.00	-16.6	V	3.0	41.0	1.0	-56.6	-13.0	-43.6	
5235.00	-19.9	V	3.0	40.1	1.0	-59.0	-13.0	-46.0	
6980.00	-9.9	V	3.0	40.0	1.0	-48.9	-13.0	-35.9	
8725.00	-18.0	V	3.0	39.7	1.0	-56.7	-13.0	-43.7	
3490.00	-9.0	H	3.0	41.0	1.0	-49.0	-13.0	-36.0	
5235.00	-21.2	H	3.0	40.1	1.0	-60.3	-13.0	-47.3	
6980.00	-10.4	H	3.0	40.0	1.0	-49.4	-13.0	-36.4	
8725.00	-19.7	H	3.0	39.7	1.0	-58.4	-13.0	-45.4	
High Ch, 1775MHz									
3550.00	-14.8	V	3.0	41.0	1.0	-54.8	-13.0	-41.8	
5325.00	-20.8	V	3.0	40.1	1.0	-59.9	-13.0	-46.9	
7100.00	-1.8	V	3.0	40.0	1.0	-40.8	-13.0	-27.8	
8875.00	-19.9	V	3.0	39.6	1.0	-58.5	-13.0	-45.5	
3550.00	-10.5	H	3.0	41.0	1.0	-50.5	-13.0	-37.5	
5325.00	-21.9	H	3.0	40.1	1.0	-61.0	-13.0	-48.0	
7100.00	-3.5	H	3.0	40.0	1.0	-42.5	-13.0	-29.5	
8875.00	-20.8	H	3.0	39.6	1.0	-59.4	-13.0	-46.4	

LTE Band 66 10MHz 16QAM

UL Verification Services, Inc.
Above 1GHz High Frequency Substitution Measurement

Company: Samsung
Project #: 4788468750
Date: 2018-05-17
Test Engineer: 45585
Configuration: EUT / Adapter / Earphone, X-Position
Location: Chamber 3
Mode: LTE_16QAM Band 66 Harmonics, 10MHz Bandwidth

f MHz	SG reading (dBm)	Ant. Pol. (H/V)	Distance (m)	Preamp (dB)	Filter (dB)	EIRP (dBm)	Limit (dBm)	Delta (dB)	Notes
Low Ch, 1715MHz									
3430.00	-16.7	V	3.0	41.0	1.0	-56.8	-13.0	-43.8	
5145.00	-23.9	V	3.0	40.1	1.0	-63.1	-13.0	-50.1	
6860.00	-10.0	V	3.0	40.0	1.0	-49.0	-13.0	-36.0	
8575.00	-18.6	V	3.0	39.8	1.0	-57.4	-13.0	-44.4	
3430.00	-8.9	H	3.0	41.0	1.0	-48.9	-13.0	-35.9	
5145.00	-23.9	H	3.0	40.1	1.0	-63.0	-13.0	-50.0	
6860.00	-9.4	H	3.0	40.0	1.0	-48.4	-13.0	-35.4	
8575.00	-20.1	H	3.0	39.8	1.0	-58.8	-13.0	-45.8	
Mid Ch, 1745MHz									
3490.00	-18.3	V	3.0	41.0	1.0	-58.3	-13.0	-45.3	
5235.00	-21.0	V	3.0	40.1	1.0	-60.1	-13.0	-47.1	
6980.00	-11.1	V	3.0	40.0	1.0	-50.1	-13.0	-37.1	
8725.00	-18.7	V	3.0	39.7	1.0	-57.4	-13.0	-44.4	
3490.00	-9.9	H	3.0	41.0	1.0	-49.9	-13.0	-36.9	
5235.00	-22.2	H	3.0	40.1	1.0	-61.3	-13.0	-48.3	
6980.00	-10.8	H	3.0	40.0	1.0	-49.9	-13.0	-36.9	
8725.00	-20.0	H	3.0	39.7	1.0	-58.7	-13.0	-45.7	
High Ch, 1775MHz									
3550.00	-17.3	V	3.0	41.0	1.0	-57.3	-13.0	-44.3	
5325.00	-21.6	V	3.0	40.1	1.0	-60.7	-13.0	-47.7	
7100.00	-3.4	V	3.0	40.0	1.0	-42.4	-13.0	-29.4	
8875.00	-20.5	V	3.0	39.6	1.0	-59.1	-13.0	-46.1	
3550.00	-11.3	H	3.0	41.0	1.0	-51.2	-13.0	-38.2	
5325.00	-22.6	H	3.0	40.1	1.0	-61.7	-13.0	-48.7	
7100.00	-5.4	H	3.0	40.0	1.0	-44.4	-13.0	-31.4	
8875.00	-21.0	H	3.0	39.6	1.0	-59.6	-13.0	-46.6	

UL Korea, Ltd. Suwon Laboratory FORM ID: FCC_22/24/27
218 Maeyeong-ro, Yeongtong-gu, Suwon-si, Gyeonggi-do, 16675, Korea TEL: (031) 337-9902 FAX: (031) 213-5433
UL Korea, Ltd. Confidential
This report shall not be reproduced except in full, without the written approval of UL Korea, Ltd.

LTE

Band 66

5MHz

QPSK

UL Verification Services, Inc.
Above 1GHz High Frequency Substitution Measurement

Company: Samsung
Project #: 4788468750
Date: 2018-05-17
Test Engineer: 45585
Configuration: EUT / Adapter / Earphone, X-Position
Location: Chamber 3
Mode: LTE_QPSK Band 66 Harmonics, 5MHz Bandwidth

f MHz	SG reading (dBm)	Ant. Pol. (H/V)	Distance (m)	Preamp (dB)	Filter (dB)	EIRP (dBm)	Limit (dBm)	Delta (dB)	Notes
Low Ch, 1712.5MHz									
3425.00	-13.5	V	3.0	41.0	1.0	-53.5	-13.0	-40.5	
5137.50	-24.2	V	3.0	40.1	1.0	-63.3	-13.0	-50.3	
6850.00	-10.8	V	3.0	40.0	1.0	-49.8	-13.0	-36.8	
8562.50	-17.5	V	3.0	39.8	1.0	-56.3	-13.0	-43.3	
3425.00	-10.0	H	3.0	41.0	1.0	-50.1	-13.0	-37.1	
5137.50	-25.0	H	3.0	40.1	1.0	-64.1	-13.0	-51.1	
6850.00	-8.4	H	3.0	40.0	1.0	-47.4	-13.0	-34.4	
8562.50	-17.9	H	3.0	39.8	1.0	-56.7	-13.0	-43.7	
Mid Ch, 1745MHz									
3490.00	-13.6	V	3.0	41.0	1.0	-53.6	-13.0	-40.6	
5235.00	-20.8	V	3.0	40.1	1.0	-59.9	-13.0	-46.9	
6980.00	-9.1	V	3.0	40.0	1.0	-48.1	-13.0	-35.1	
8725.00	-18.3	V	3.0	39.7	1.0	-57.0	-13.0	-44.0	
3490.00	-11.3	H	3.0	41.0	1.0	-51.3	-13.0	-38.3	
5235.00	-22.4	H	3.0	40.1	1.0	-61.5	-13.0	-48.5	
6980.00	-10.1	H	3.0	40.0	1.0	-49.2	-13.0	-36.2	
8725.00	-19.9	H	3.0	39.7	1.0	-58.6	-13.0	-45.6	
High Ch, 1777.5MHz									
3555.00	-21.9	V	3.0	41.0	1.0	-61.9	-13.0	-48.9	
5332.50	-19.3	V	3.0	40.1	1.0	-58.4	-13.0	-45.4	
7110.00	-2.4	V	3.0	40.0	1.0	-41.4	-13.0	-28.4	
8887.50	-19.8	V	3.0	39.6	1.0	-58.4	-13.0	-45.4	
3555.00	-10.5	H	3.0	41.0	1.0	-50.5	-13.0	-37.5	
5332.50	-21.6	H	3.0	40.1	1.0	-60.7	-13.0	-47.7	
7110.00	-5.1	H	3.0	40.0	1.0	-44.1	-13.0	-31.1	
8887.50	-20.4	H	3.0	39.6	1.0	-59.1	-13.0	-46.1	

LTE

Band 66

5MHz

16QAM

UL Verification Services, Inc.
Above 1GHz High Frequency Substitution Measurement

Company: Samsung
Project #: 4788468750
Date: 2018-05-17
Test Engineer: 45585
Configuration: EUT / Adapter / Earphone, X-Position
Location: Chamber 3
Mode: LTE_16QAM Band 66 Harmonics, 5MHz Bandwidth

f MHz	SG reading (dBm)	Ant. Pol. (H/V)	Distance (m)	Preamp (dB)	Filter (dB)	EIRP (dBm)	Limit (dBm)	Delta (dB)	Notes
Low Ch, 1712.5MHz									
3425.00	-14.8	V	3.0	41.0	1.0	-54.8	-13.0	-41.8	
5137.50	-24.6	V	3.0	40.1	1.0	-63.8	-13.0	-50.8	
6850.00	-12.2	V	3.0	40.0	1.0	-51.2	-13.0	-38.2	
8562.50	-18.4	V	3.0	39.8	1.0	-57.1	-13.0	-44.1	
3425.00	-10.5	H	3.0	41.0	1.0	-50.6	-13.0	-37.6	
5137.50	-25.5	H	3.0	40.1	1.0	-64.7	-13.0	-51.7	
6850.00	-10.1	H	3.0	40.0	1.0	-49.1	-13.0	-36.1	
8562.50	-18.8	H	3.0	39.8	1.0	-57.6	-13.0	-44.6	
Mid Ch, 1745MHz									
3490.00	-15.7	V	3.0	41.0	1.0	-55.7	-13.0	-42.7	
5235.00	-21.8	V	3.0	40.1	1.0	-60.9	-13.0	-47.9	
6980.00	-10.5	V	3.0	40.0	1.0	-49.6	-13.0	-36.6	
8725.00	-19.1	V	3.0	39.7	1.0	-57.8	-13.0	-44.8	
3490.00	-11.7	H	3.0	41.0	1.0	-51.7	-13.0	-38.7	
5235.00	-23.3	H	3.0	40.1	1.0	-62.4	-13.0	-49.4	
6980.00	-11.2	H	3.0	40.0	1.0	-50.2	-13.0	-37.2	
8725.00	-20.3	H	3.0	39.7	1.0	-59.0	-13.0	-46.0	
High Ch, 1777.5MHz									
3555.00	-22.2	V	3.0	41.0	1.0	-62.2	-13.0	-49.2	
5332.50	-20.2	V	3.0	40.1	1.0	-59.3	-13.0	-46.3	
7110.00	-3.8	V	3.0	40.0	1.0	-42.8	-13.0	-29.8	
8887.50	-20.2	V	3.0	39.6	1.0	-58.8	-13.0	-45.8	
3555.00	-11.3	H	3.0	41.0	1.0	-51.3	-13.0	-38.3	
5332.50	-22.5	H	3.0	40.1	1.0	-61.6	-13.0	-48.6	
7110.00	-6.2	H	3.0	40.0	1.0	-45.2	-13.0	-32.2	
8887.50	-20.9	H	3.0	39.6	1.0	-59.5	-13.0	-46.5	

UL Korea, Ltd. Suwon Laboratory FORM ID: FCC_22/24/27
218 Maeyeong-ro, Yeongtong-gu, Suwon-si, Gyeonggi-do, 16675, Korea TEL: (031) 337-9902 FAX: (031) 213-5433
UL Korea, Ltd. Confidential
This report shall not be reproduced except in full, without the written approval of UL Korea, Ltd.

LTE

Band 66

3MHz

QPSK

UL Verification Services, Inc.
Above 1GHz High Frequency Substitution Measurement

Company: Samsung
Project #: 4788468750
Date: 2018-05-17
Test Engineer: 45585
Configuration: EUT / Adapter / Earphone, X-Position
Location: Chamber 3
Mode: LTE_QPSK Band 66 Harmonics, 3MHz Bandwidth

f MHz	SG reading (dBm)	Ant. Pol. (H/V)	Distance (m)	Preamp (dB)	Filter (dB)	EIRP (dBm)	Limit (dBm)	Delta (dB)	Notes
Low Ch, 1711.5MHz									
3423.00	-16.7	V	3.0	41.0	1.0	-56.8	-13.0	-43.8	
5134.50	-23.7	V	3.0	40.1	1.0	-62.8	-13.0	-49.8	
6846.00	-11.1	V	3.0	40.0	1.0	-50.1	-13.0	-37.1	
8557.50	-17.3	V	3.0	39.8	1.0	-56.1	-13.0	-43.1	
3423.00	-10.6	H	3.0	41.0	1.0	-50.6	-13.0	-37.6	
5134.50	-25.2	H	3.0	40.1	1.0	-64.3	-13.0	-51.3	
6846.00	-8.5	H	3.0	40.0	1.0	-47.6	-13.0	-34.6	
8557.50	-17.9	H	3.0	39.8	1.0	-56.7	-13.0	-43.7	
Mid Ch, 1745MHz									
3490.00	-19.1	V	3.0	41.0	1.0	-59.1	-13.0	-46.1	
5235.00	-21.1	V	3.0	40.1	1.0	-60.2	-13.0	-47.2	
6980.00	-10.3	V	3.0	40.0	1.0	-49.3	-13.0	-36.3	
8725.00	-18.3	V	3.0	39.7	1.0	-57.0	-13.0	-44.0	
3490.00	-10.8	H	3.0	41.0	1.0	-50.8	-13.0	-37.8	
5235.00	-22.3	H	3.0	40.1	1.0	-61.4	-13.0	-48.4	
6980.00	-9.2	H	3.0	40.0	1.0	-48.2	-13.0	-35.2	
8725.00	-19.8	H	3.0	39.7	1.0	-58.5	-13.0	-45.5	
High Ch, 1778.5MHz									
3557.00	-18.4	V	3.0	41.0	1.0	-58.4	-13.0	-45.4	
5335.50	-19.9	V	3.0	40.1	1.0	-59.0	-13.0	-46.0	
7114.00	-1.5	V	3.0	40.0	1.0	-40.5	-13.0	-27.5	
8892.50	-19.7	V	3.0	39.6	1.0	-58.3	-13.0	-45.3	
3557.00	-10.2	H	3.0	41.0	1.0	-50.2	-13.0	-37.2	
5335.50	-21.5	H	3.0	40.1	1.0	-60.6	-13.0	-47.6	
7114.00	-5.4	H	3.0	40.0	1.0	-44.4	-13.0	-31.4	
8892.50	-20.6	H	3.0	39.6	1.0	-59.2	-13.0	-46.2	

LTE

Band 66

3MHz

16QAM

UL Verification Services, Inc.
Above 1GHz High Frequency Substitution Measurement

Company: Samsung
Project #: 4788468750
Date: 2018-05-17
Test Engineer: 45585
Configuration: EUT / Adapter / Earphone, X-Position
Location: Chamber 3
Mode: LTE_16QAM Band 66 Harmonics, 3MHz Bandwidth

f MHz	SG reading (dBm)	Ant. Pol. (H/V)	Distance (m)	Preamp (dB)	Filter (dB)	EIRP (dBm)	Limit (dBm)	Delta (dB)	Notes
Low Ch, 1711.5MHz									
3423.00	-19.0	V	3.0	41.0	1.0	-59.1	-13.0	-46.1	
5134.50	-24.4	V	3.0	40.1	1.0	-63.5	-13.0	-50.5	
6846.00	-12.9	V	3.0	40.0	1.0	-51.9	-13.0	-38.9	
8557.50	-18.2	V	3.0	39.8	1.0	-57.0	-13.0	-44.0	
3423.00	-11.5	H	3.0	41.0	1.0	-51.5	-13.0	-38.5	
5134.50	-25.6	H	3.0	40.1	1.0	-64.7	-13.0	-51.7	
6846.00	-10.1	H	3.0	40.0	1.0	-49.1	-13.0	-36.1	
8557.50	-18.8	H	3.0	39.8	1.0	-57.6	-13.0	-44.6	
Mid Ch, 1745MHz									
3490.00	-13.6	V	3.0	41.0	1.0	-53.6	-13.0	-40.6	
5235.00	-22.0	V	3.0	40.1	1.0	-61.1	-13.0	-48.1	
6980.00	-10.4	V	3.0	40.0	1.0	-49.5	-13.0	-36.5	
8725.00	-19.2	V	3.0	39.7	1.0	-57.9	-13.0	-44.9	
3490.00	-11.4	H	3.0	41.0	1.0	-51.4	-13.0	-38.4	
5235.00	-22.6	H	3.0	40.1	1.0	-61.7	-13.0	-48.7	
6980.00	-10.9	H	3.0	40.0	1.0	-50.0	-13.0	-37.0	
8725.00	-20.2	H	3.0	39.7	1.0	-58.9	-13.0	-45.9	
High Ch, 1778.5MHz									
3557.00	-20.3	V	3.0	41.0	1.0	-60.2	-13.0	-47.2	
5335.50	-21.2	V	3.0	40.1	1.0	-60.2	-13.0	-47.2	
7114.00	-2.7	V	3.0	40.0	1.0	-41.7	-13.0	-28.7	
8892.50	-20.3	V	3.0	39.6	1.0	-59.0	-13.0	-46.0	
3557.00	-11.4	H	3.0	41.0	1.0	-51.4	-13.0	-38.4	
5335.50	-22.7	H	3.0	40.1	1.0	-61.8	-13.0	-48.8	
7114.00	-6.9	H	3.0	40.0	1.0	-45.9	-13.0	-32.9	
8892.50	-20.9	H	3.0	39.6	1.0	-59.5	-13.0	-46.5	

UL Korea, Ltd. Confidential
This report shall not be reproduced except in full, without the written approval of UL Korea, Ltd.

LTE

Band 66

1.4MHz

QPSK

UL Verification Services, Inc.
Above 1GHz High Frequency Substitution Measurement

Company: Samsung
Project #: 4788468750
Date: 2018-05-17
Test Engineer: 45585
Configuration: EUT / Adapter / Earphone, X-Position
Location: Chamber 3
Mode: LTE_QPSK Band 66 Harmonics, 1.4MHz Bandwidth

f MHz	SG reading (dBm)	Ant. Pol. (H/V)	Distance (m)	Preamp (dB)	Filter (dB)	EIRP (dBm)	Limit (dBm)	Delta (dB)	Notes
Low Ch, 1710.7MHz									
3421.40	-11.9	V	3.0	41.0	1.0	-51.9	-13.0	-38.9	
5132.10	-24.1	V	3.0	40.1	1.0	-63.2	-13.0	-50.2	
6842.80	-9.2	V	3.0	40.0	1.0	-48.2	-13.0	-35.2	
8553.50	-15.7	V	3.0	39.8	1.0	-54.4	-13.0	-41.4	
3421.40	-6.6	H	3.0	41.0	1.0	-46.6	-13.0	-33.6	
5132.10	-24.4	H	3.0	40.1	1.0	-63.5	-13.0	-50.5	
6842.80	-7.0	H	3.0	40.0	1.0	-46.1	-13.0	-33.1	
8553.50	-18.8	H	3.0	39.8	1.0	-57.5	-13.0	-44.5	
Mid Ch, 1745MHz									
3490.00	-13.7	V	3.0	41.0	1.0	-53.7	-13.0	-40.7	
5235.00	-20.0	V	3.0	40.1	1.0	-59.1	-13.0	-46.1	
6980.00	-8.9	V	3.0	40.0	1.0	-47.9	-13.0	-34.9	
8725.00	-18.1	V	3.0	39.7	1.0	-56.8	-13.0	-43.8	
3490.00	-9.4	H	3.0	41.0	1.0	-49.4	-13.0	-36.4	
5235.00	-21.5	H	3.0	40.1	1.0	-60.6	-13.0	-47.6	
6980.00	-9.8	H	3.0	40.0	1.0	-48.8	-13.0	-35.8	
8725.00	-19.7	H	3.0	39.7	1.0	-58.4	-13.0	-45.4	
High Ch, 1779.3MHz									
3558.60	-15.2	V	3.0	41.0	1.0	-55.2	-13.0	-42.2	
5337.90	-19.0	V	3.0	40.1	1.0	-58.1	-13.0	-45.1	
7117.20	-0.8	V	3.0	40.0	1.0	-39.8	-13.0	-26.8	
8896.50	-19.5	V	3.0	39.6	1.0	-58.1	-13.0	-45.1	
3558.60	-10.9	H	3.0	41.0	1.0	-50.8	-13.0	-37.8	
5337.90	-19.7	H	3.0	40.1	1.0	-58.8	-13.0	-45.8	
7117.20	-4.1	H	3.0	40.0	1.0	-43.1	-13.0	-30.1	
8896.50	-20.3	H	3.0	39.6	1.0	-58.9	-13.0	-45.9	

LTE

Band 66

1.4MHz

16QAM

UL Verification Services, Inc.
Above 1GHz High Frequency Substitution Measurement

Company: Samsung
Project #: 4788468750
Date: 2018-05-17
Test Engineer: 45585
Configuration: EUT / Adapter / Earphone, X-Position
Location: Chamber 3
Mode: LTE_16QAM Band 66 Harmonics, 1.4MHz Bandwidth

f MHz	SG reading (dBm)	Ant. Pol. (H/V)	Distance (m)	Preamp (dB)	Filter (dB)	EIRP (dBm)	Limit (dBm)	Delta (dB)	Notes
Low Ch, 1710.7MHz									
3421.40	-14.2	V	3.0	41.0	1.0	-54.2	-13.0	-41.2	
5132.10	-24.8	V	3.0	40.1	1.0	-63.9	-13.0	-50.9	
6842.80	-11.0	V	3.0	40.0	1.0	-50.0	-13.0	-37.0	
8553.50	-16.8	V	3.0	39.8	1.0	-55.6	-13.0	-42.6	
3421.40	-7.9	H	3.0	41.0	1.0	-47.9	-13.0	-34.9	
5132.10	-24.8	H	3.0	40.1	1.0	-63.9	-13.0	-50.9	
6842.80	-9.0	H	3.0	40.0	1.0	-48.0	-13.0	-35.0	
8553.50	-19.7	H	3.0	39.8	1.0	-58.5	-13.0	-45.5	
Mid Ch, 1745MHz									
3490.00	-15.5	V	3.0	41.0	1.0	-55.5	-13.0	-42.5	
5235.00	-21.2	V	3.0	40.1	1.0	-60.3	-13.0	-47.3	
6980.00	-10.1	V	3.0	40.0	1.0	-49.2	-13.0	-36.2	
8725.00	-19.0	V	3.0	39.7	1.0	-57.7	-13.0	-44.7	
3490.00	-9.3	H	3.0	41.0	1.0	-49.3	-13.0	-36.3	
5235.00	-22.3	H	3.0	40.1	1.0	-61.4	-13.0	-48.4	
6980.00	-11.4	H	3.0	40.0	1.0	-50.5	-13.0	-37.5	
8725.00	-19.9	H	3.0	39.7	1.0	-58.6	-13.0	-45.6	
High Ch, 1779.3MHz									
3558.60	-14.4	V	3.0	41.0	1.0	-54.4	-13.0	-41.4	
5337.90	-20.8	V	3.0	40.1	1.0	-59.9	-13.0	-46.9	
7117.20	-2.6	V	3.0	40.0	1.0	-41.6	-13.0	-28.6	
8896.50	-20.1	V	3.0	39.6	1.0	-58.7	-13.0	-45.7	
3558.60	-12.3	H	3.0	41.0	1.0	-52.2	-13.0	-39.2	
5337.90	-20.9	H	3.0	40.1	1.0	-60.0	-13.0	-47.0	
7117.20	-4.8	H	3.0	40.0	1.0	-43.9	-13.0	-30.9	
8896.50	-20.4	H	3.0	39.6	1.0	-59.0	-13.0	-46.0	

UL Korea, Ltd. Confidential
This report shall not be reproduced except in full, without the written approval of UL Korea, Ltd.