- APPENDIX A. Test Setup Photographs -

<<Conducted Disturbance –Front>>

- Mode 1~3

- Mode 4

- Mode 5

<<Conducted Disturbance – Rear >>

- Mode 1~3



- Mode 4



- Mode 5



<<Radiated Disturbance for Below 1 GHz –Front>>

- Mode 1



- Mode 2



- Mode 3



- Mode 4



- Mode 5



<<Radiated Disturbance for Below 1 GHz –Rear>>

- Mode 1



- Mode 2



- Mode 3



- Mode 4



- Mode 5



<<Radiated Disturbance for Above 1 GHz –Front>>

- Mode 1



- Mode 2



- Mode 3



- Mode 4



- Mode 5



<<Radiated Disturbance for Above 1 GHz –Rear>>

- Mode 1



- Mode 2



- Mode 3



- Mode 4



- Mode 5

- - End of page - - -