Horizontal/Vertical for 1 ㎓ ~ 3.5 ㎓

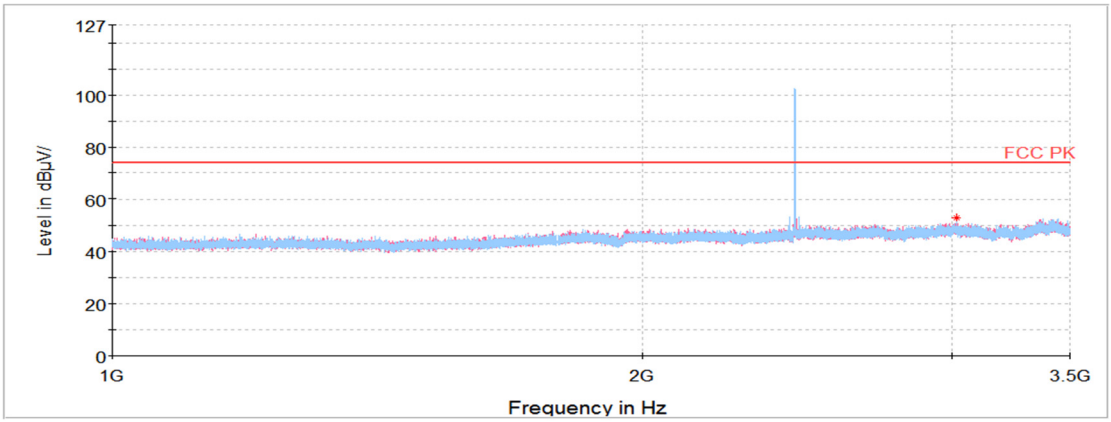

Horizontal/Vertical for 3.5 ㎓ ~ 18 ㎓

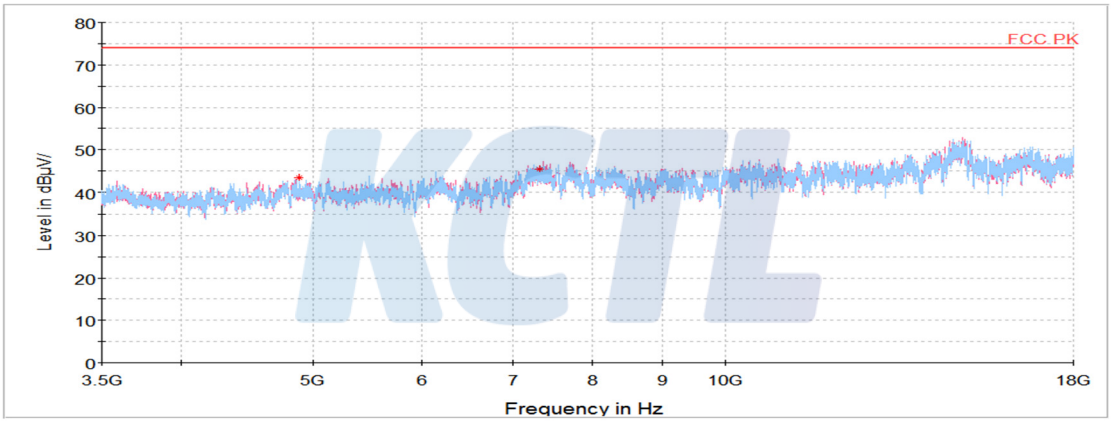

Horizontal/Vertical for 18 ㎓ ~ 26.5 ㎓

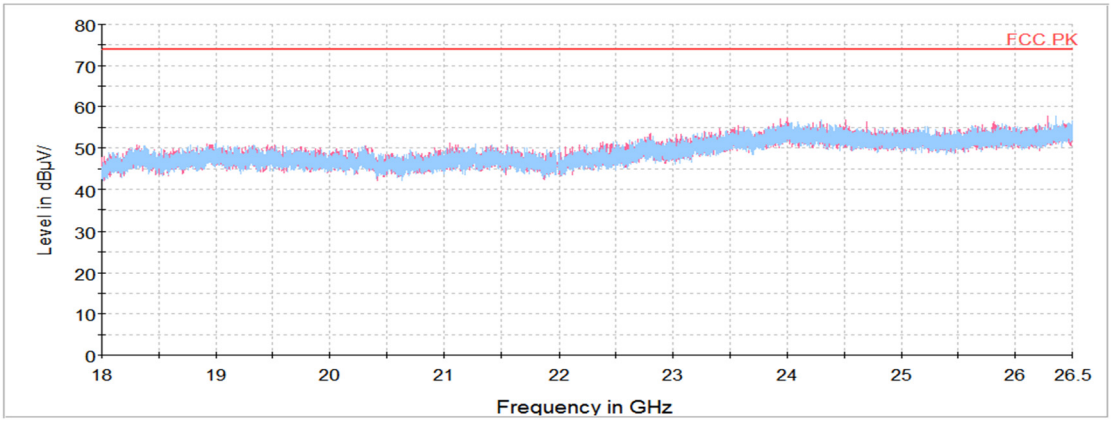

High Channel

Frequency	Pol.	Reading	Ant. Factor	Amp. + Cable	DCCF	Result	Limit	Margin
(MHz)	(V/H)	(dB(μV))	(dB)	(dB)	(dB)	(dB(μV/m))	(dB(μV/m))	(dB)
Peak data								
2 483.50[1)]	H	49.93	32.07	-29.21	-	52.79	74.00	21.21
4 959.52[1)]	H	64.42	33.98	-54.81	-	43.59	74.00	30.41
7 440.38[1)]	H	61.35	35.40	-50.86	-	45.89	74.00	28.11
Average Data								
No spurious emissions were detected within 20 dB of the limit.								

Horizontal/Vertical for Band-edge

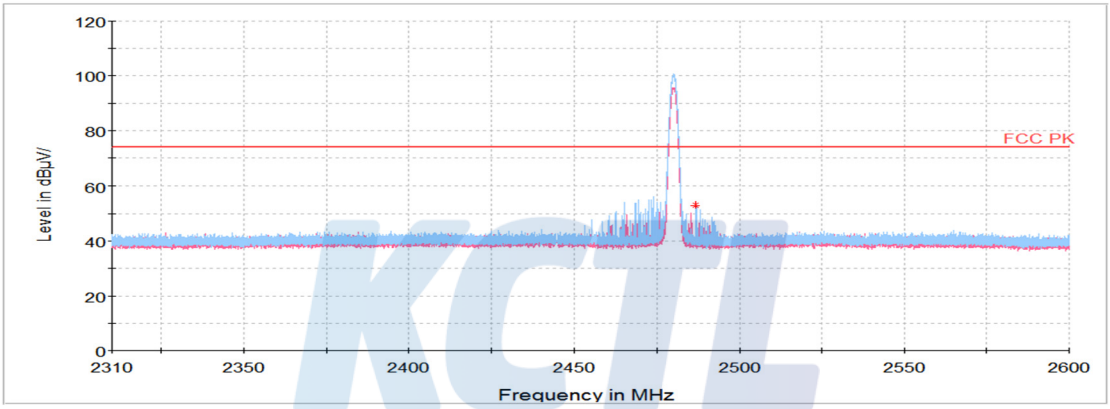

Horizontal/Vertical for 1 ㎓ ~ 3.5 ㎓

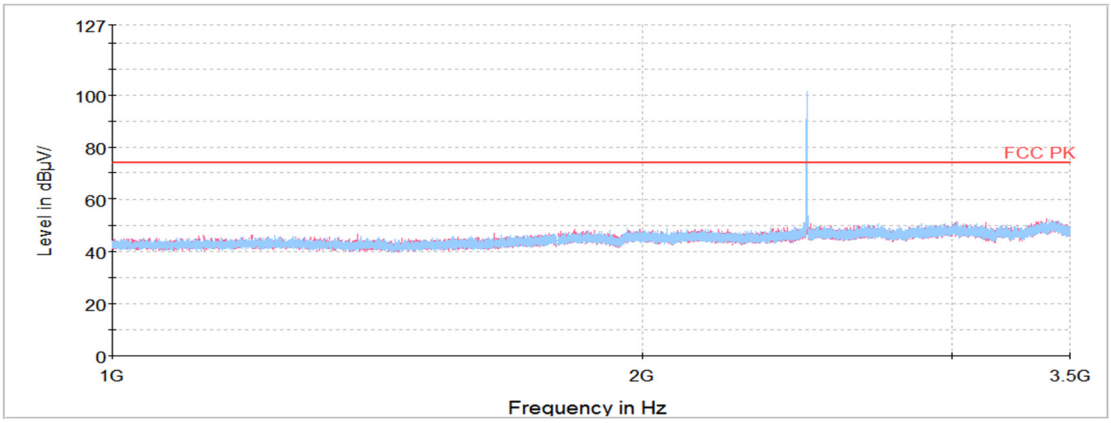

Horizontal/Vertical for 3.5 ㎓ ~ 18 ㎓

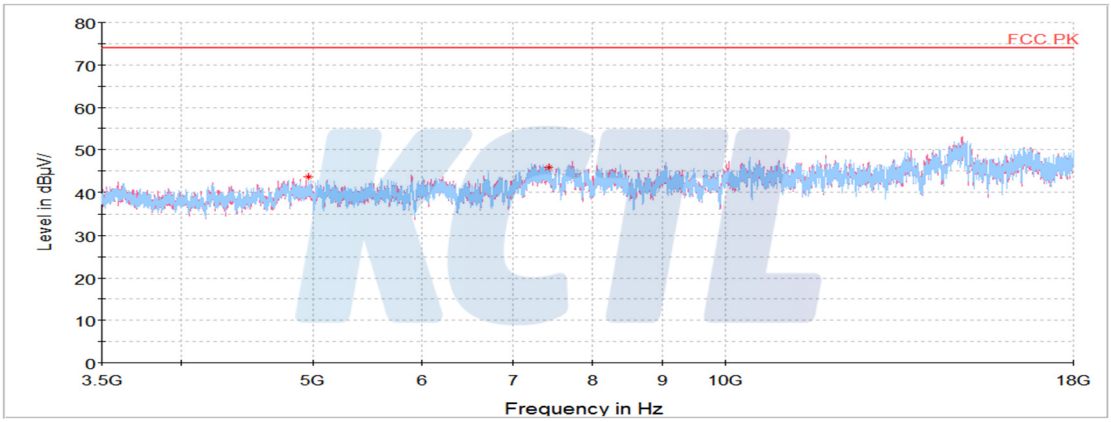

Horizontal/Vertical for 18 ㎓ ~ 26.5 ㎓

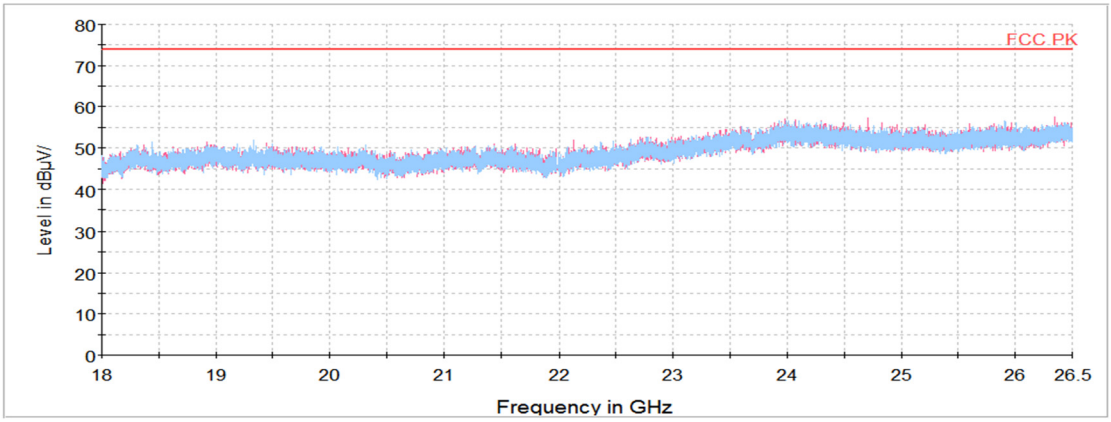

π/4DQPSK

Low Channel

Frequency	Pol.	Reading	Ant. Factor	Amp. + Cable	DCCF	Result	Limit	Margin
(MHz)	(V/H)	(dB(μV))	(dB)	(dB)	(dB)	(dB(μV/m))	(dB(μV/m))	(dB)
Peak data								
2 389.20[1)]	H	42.51	31.88	-29.04	-	45.35	74.00	28.65
4 802.73[1)]	V	56.71	33.92	-52.24	-	38.39	74.00	35.61
7 205.20	H	63.03	35.40	-52.02	-	46.41	68.20	21.79
Average Data								
No spurious emissions were detected within 20 dB of the limit.								

Horizontal/Vertical for Band-edge

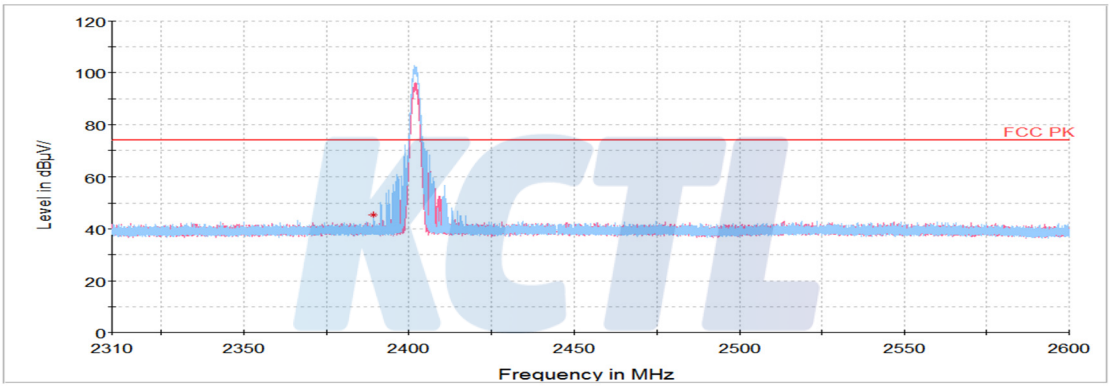

Horizontal/Vertical for 1 ㎓ ~ 3.5 ㎓

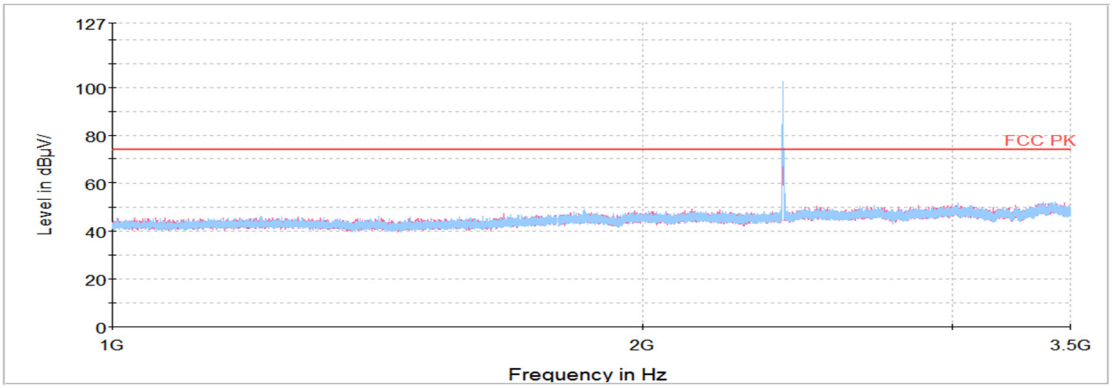

Horizontal/Vertical for 3.5 ㎓ ~ 18 ㎓

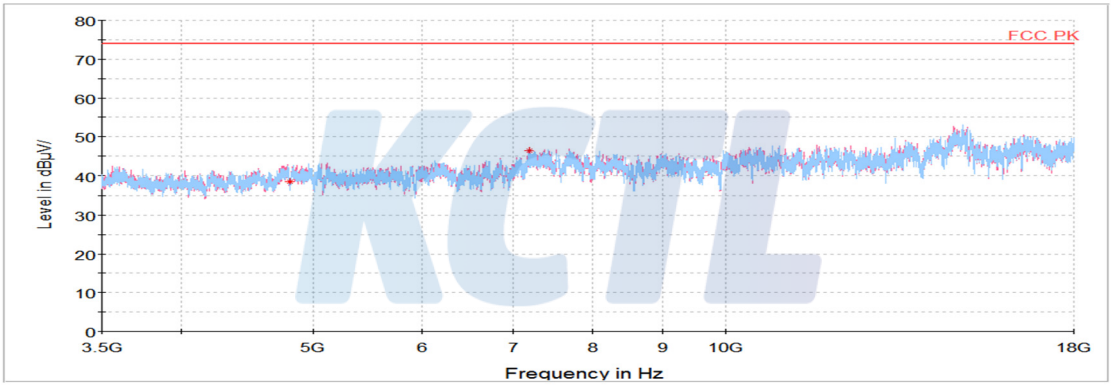

Horizontal/Vertical for 18 ㎓ ~ 26.5 ㎓

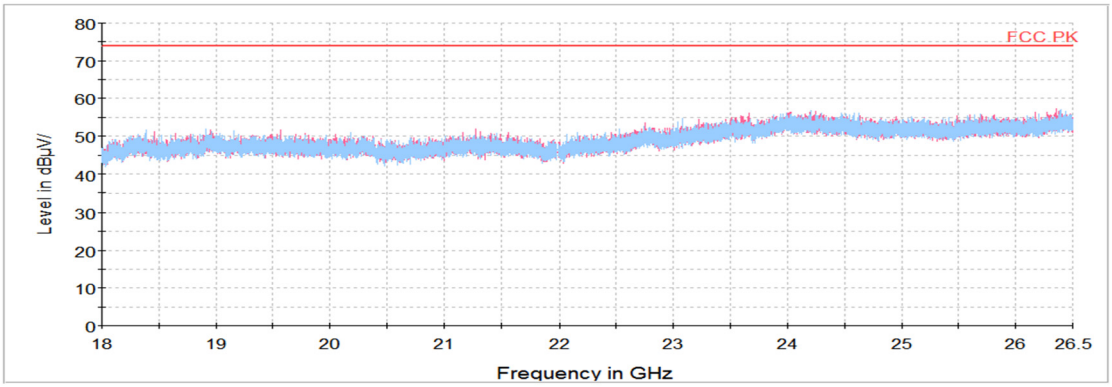

Middle Channel

Frequency	Pol.	Reading	Ant. Factor	Amp. + Cable	DCCF	Result	Limit	Margin
(MHz)	(V/H)	(dB(μV))	(dB)	(dB)	(dB)	(dB(μV/m))	(dB(μV/m))	(dB)
Peak data								
4 888.38[1)]	H	62.64	33.96	-54.60	-	42.00	74.00	32.00
7 322.56[1)]	V	61.91	35.40	-51.44	-	45.87	74.00	28.13
Average Data								
No spurious emissions were detected within 20 dB of the limit.								

KCTL

Horizontal/Vertical for 1 ㎓ ~ 3.5 ㎓

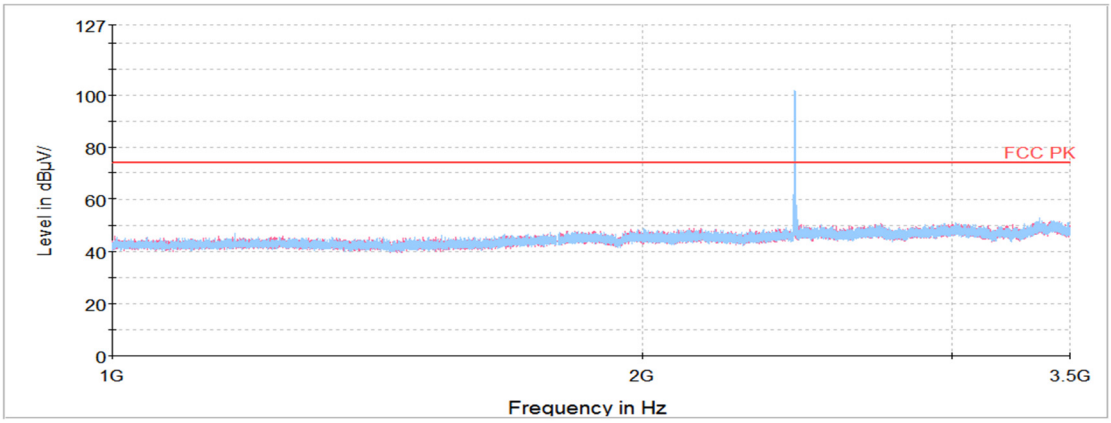

Horizontal/Vertical for 3.5 ㎓ ~ 18 ㎓

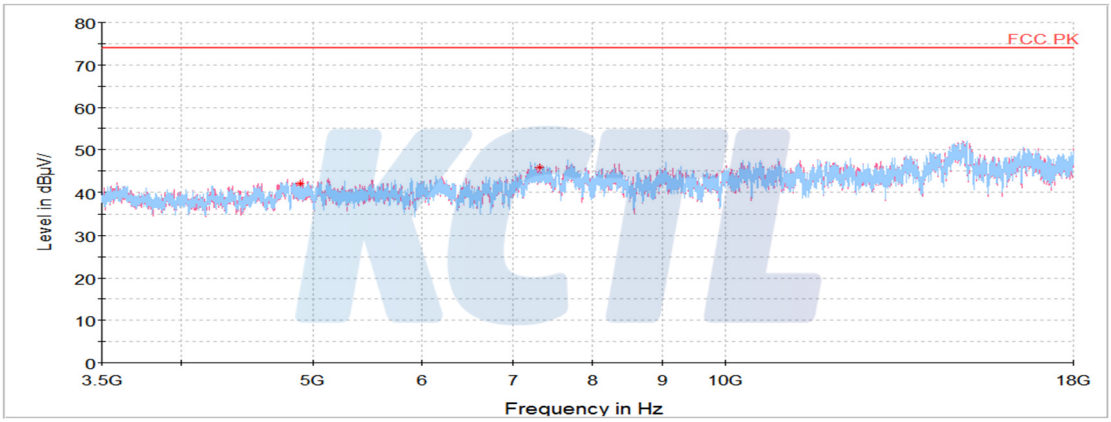

Horizontal/Vertical for 18 ㎓ ~ 26.5 ㎓

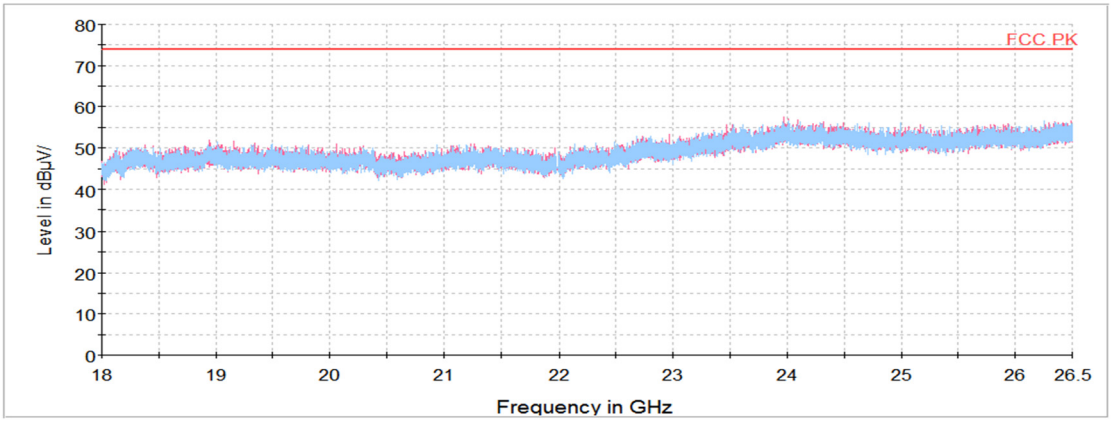

High Channel

Frequency	Pol.	Reading	Ant. Factor	Amp. + Cable	DCCF	Result	Limit	Margin
(MHz)	(V/H)	(dB(μV))	(dB)	(dB)	(dB)	(dB(μV/m))	(dB(μV/m))	(dB)
Peak data								
2 483.50[1)]	H	57.47	32.07	-29.21	-	60.33	74.00	13.67
4 962.69[1)]	H	62.17	33.99	-54.80	-	41.36	74.00	32.64
7 440.38[1)]	V	61.41	35.40	-50.86	-	45.95	74.00	28.05
Average Data								
2 483.50[1)]	H	31.04	32.07	-29.21	-	33.90	54.00	20.10

Average data	
	Blank

Horizontal/Vertical for Band-edge

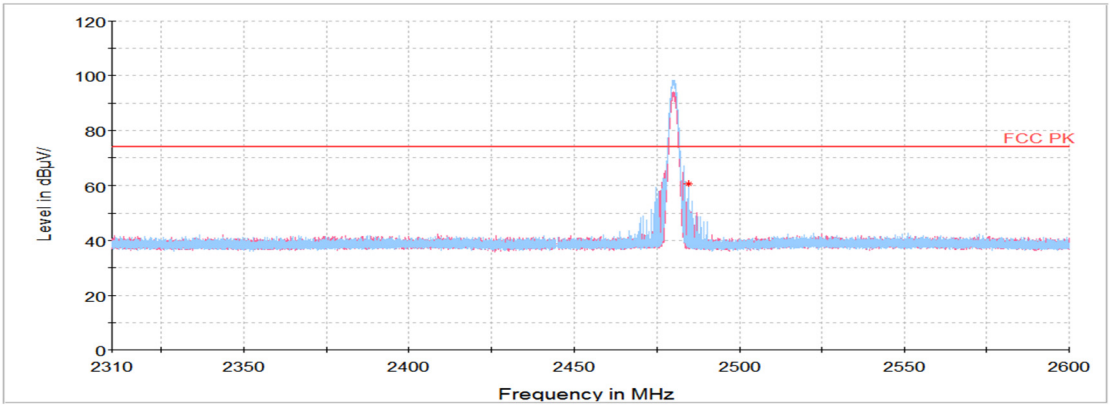

Horizontal/Vertical for 1 ㎓ ~ 3.5 ㎓

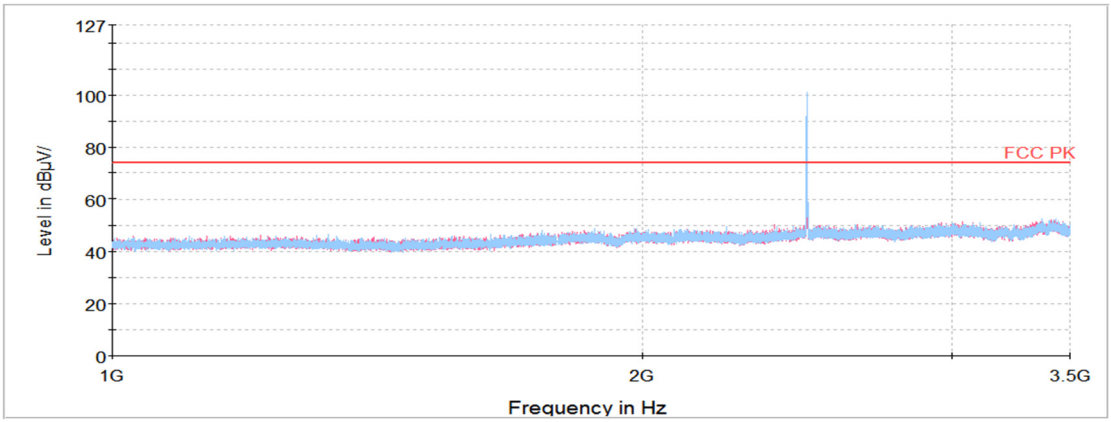

Horizontal/Vertical for 3.5 ㎓ ~ 18 ㎓

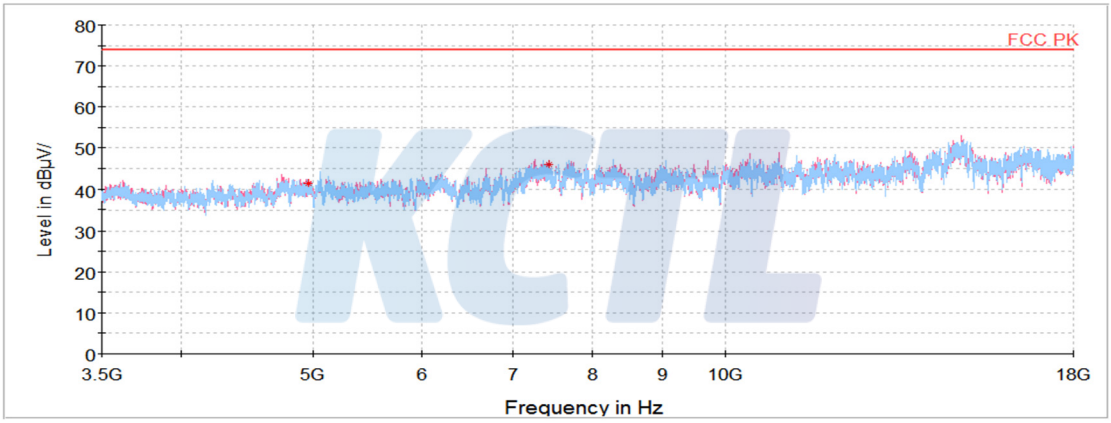

Horizontal/Vertical for 18 ㎓ ~ 26.5 ㎓

8DPSK

Low Channel

Frequency	Pol.	Reading	Ant. Factor	Amp. + Cable	DCCF	Result	Limit	Margin
(MHz)	(V/H)	(dB(μV))	(dB)	(dB)	(dB)	(dB(μV/m))	(dB(μV/m))	(dB)
Peak data								
2 388.07[1)]	H	41.02	31.88	-29.05	-	43.85	74.00	30.15
4 805.00[1)]	H	56.33	33.92	-52.30	-	37.95	74.00	36.05
7 207.02	H	61.85	35.40	-52.01	-	45.24	68.20	22.96
Average Data								
No spurious emissions were detected within 20 dB of the limit.								
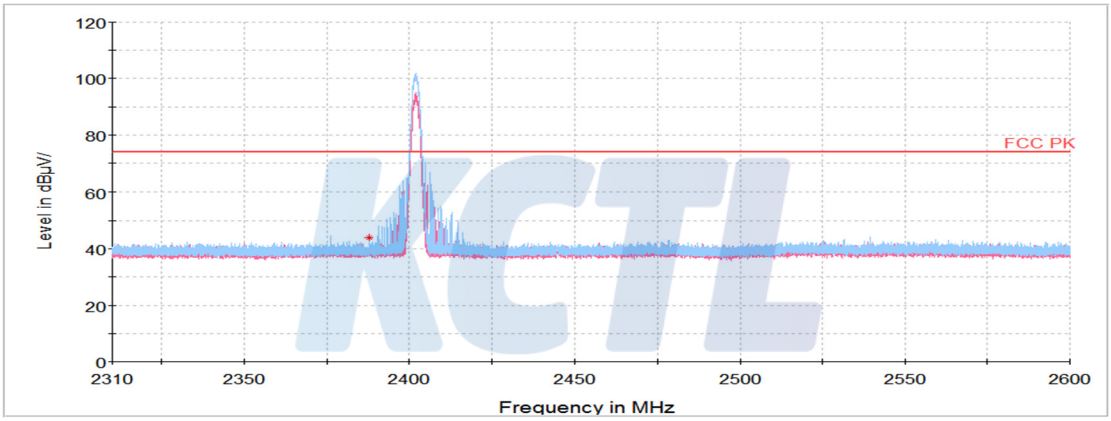
Horizontal/Vertical for Band-edge