APPENDIX F: SAR TEST SETUP PHOTOGRAPHS

© 2014 PCTEST Engineering Laboratory, Inc.



SAR Test Setup Photo 1 – Right Cheek

SAR Test Setup Photo 2 – Right Tilt

© 2014 PCTEST Engineering Laboratory, Inc.



SAR Test Setup Photo 3 – Left Cheek

SAR Test Setup Photo 4 – Left Tilt

© 2014 PCTEST Engineering Laboratory, Inc.

SAR Test Setup Photo 5 – Back side at 1.0 cm



SAR Test Setup Photo 6 – Front side at 1.0 cm

© 2014 PCTEST Engineering Laboratory, Inc.

SAR Test Setup Photo 7 – Top Edge at 1.0 cm

SAR Test Setup Photo 8 – Bottom Edge at 1.0 cm

© 2014 PCTEST Engineering Laboratory, Inc.

SAR Test Setup Photo 9 – Right Edge at 1.0 cm



SAR Test Setup Photo 10 – Left Edge at 1.0 cm

© 2014 PCTEST Engineering Laboratory, Inc.

SAR Test Setup Photo 11 – DUT Reference lines

© 2014 PCTEST Engineering Laboratory, Inc.