FCC CFR47 PART 22 SUBPART H
FCC CFR47 PART 24 SUBPART E

CERTIFICATION TEST REPORT

FOR

GSM/WCDMA Phone + Bluetooth & DTS/UNII a/b/g/n, ANT & NFC

MODEL NUMBER: SM-N7508V

FCC ID: A3LSMN7508V

REPORT NUMBER: 14U16931-1

ISSUE DATE: January 31, 2014

Prepared for

SAMSUNG ELECTRONICS CO., LTD.
416, MAETAN 3-DONG, YEONGTONG-GU
SUWON-CITY, GYEONGGI-DO 443-742, SOUTH KOREA

Prepared by

UL VERIFICATION SERVICES
47173 BENICIA STREET
FREMONT, CA 94538, U.S.A.
TEL: (510) 771-1000
FAX: (510) 661-0888

NVLAP LAB CODE 200065-0

Revision History

Rev.	Issue Date	Revisions	Revised By
--	1/31/14	Initial	P. Kim

UL VERIFICATION SERVICES INC. FORM NO: CCSUP4701I
47173 BENICIA STREET, FREMONT, CA 94538, USA TEL: (510) 771-1000 FAX: (510) 661-0888

This report shall not be reproduced except in full, without the written approval of UL Verification Services Inc.

TABLE OF CONTENTS

1. ATTESTATION OF TEST RESULTS 5
2. TEST METHODOLOGY 6
3. FACILITIES AND ACCREDITATION 6
4. CALIBRATION AND UNCERTAINTY 6
4.1. MEASURING INSTRUMENT CALIBRATION 6
4.2. SAMPLE CALCULATION 6
4.3. MEASUREMENT UNCERTAINTY 6
5. EQUIPMENT UNDER TEST 7
5.1. DESCRIPTION OF EUT 7
5.2. MAXIMUM OUTPUT POWER 7
5.3. DESCRIPTION OF AVAILABLE ANTENNAS 8
5.4. DESCRIPTION OF TEST SETUP 9
6. TEST AND MEASUREMENT EQUIPMENT 12
7. Summary Table 13
8. RF POWER OUTPUT VERIFICATION 14
8.1. GSM/GPRS/EDGE 14
8.1.1. GSM OUTPUT POWER RESULT 15
8.2. UMTS REL 99 16
8.2.1. UMTS REL 99 OUTPUT POWER RESULT 16
8.3. UMTS HSDPA 17
8.3.1. UMTS HSDPA OUTPUT POWER RESULT 17
8.3.2. UMTS HSUPA 19
8.3.3. UMTS HSUPA OUTPUT POWER RESULT 21
8.3.4. UMTS DC-HSDPA OUTPUT POWER RESULT 22
9. PEAK TO AVERAGE RATIO 23
9.1. CONDUCTED PEAK TO AVERAGE RESULT 24
10. LIMITS AND CONDUCTED RESULTS 26
10.1. OCCUPIED BANDWIDTH 26
10.1.1. OCCUPIED BANDWIDTH RESULTS 27
10.1.1. OCCUPIED BANDWIDTH PLOTS 29
10.2. BAND EDGE EMISSIONS 32

UL VERIFICATION SERVICES INC. FORM NO: CCSUP4701I
47173 BENICIA STREET, FREMONT, CA 94538, USA TEL: (510) 771-1000 FAX: (510) 661-0888

This report shall not be reproduced except in full, without the written approval of UL Verification Services Inc.

10.2.1. BAND EDGE PLOTS 34
10.3. OUT OF BAND EMISSIONS 40
10.3.1. OUT OF BAND EMISSIONS RESULT 41
10.3.2. OUT OF BAND EMISSIONS PLOTS 42
10.4. FREQUENCY STABILITY 46
10.4.1. FREQUENCY STABILITY RESULTS 47
11. RADIATED TEST RESULTS 49
11.1. RADIATED POWER (ERP & EIRP) 49
11.1.1. ERP/EIRP Results 50
11.1.2. ERP/EIRP Data 52
11.2. FIELD STRENGTH OF SPURIOUS RADIATION 60
11.2.1. SPURIOUS RADIATION PLOTS 61
12. SETUP PHOTOS 69

UL VERIFICATION SERVICES INC. FORM NO: CCSUP4701I
47173 BENICIA STREET, FREMONT, CA 94538, USA TEL: (510) 771-1000 FAX: (510) 661-0888

This report shall not be reproduced except in full, without the written approval of UL Verification Services Inc.

1. ATTESTATION OF TEST RESULTS

COMPANY NAME:	SAMSUNG ELECTRONICS CO., LTD.
	416, MAETAN 3-DONG, YEONGTONG-GU
	SUWON-CITY, GYEONGGI-DO 443-742, SOUTH KOREA
EUT DESCRIPTION:	GSM/WCDMA Phone + Bluetooth & DTS/UNII a/b/g/n, ANT & NFC
MODEL:	SM-N7508V
SERIAL NUMBER:	FL-012-A (RADIATED)
DATE TESTED:	January 20 – 31, 2014

APPLICABLE STANDARDS	
STANDARD	**TEST RESULTS**
FCC PART 22H, 24E	PASS

UL Verification Services Inc. tested the above equipment in accordance with the requirements set forth in the above standards. All indications of Pass/Fail in this report are opinions expressed by UL Verification Services Inc. based on interpretations and/or observations of test results. Measurement Uncertainties were not taken into account and are published for informational purposes only. The test results show that the equipment tested is capable of demonstrating compliance with the requirements as documented in this report.**Note:** The results documented in this report apply only to the tested sample, under the conditions and modes of operation as described herein. This document may not be altered or revised in any way unless done so by UL Verification Services Inc. and all revisions are duly noted in the revisions section. Any alteration of this document not carried out by UL Verification Services Inc. will constitute fraud and shall nullify the document. This report must not be used by the client to claim product certification, approval, or endorsement by NVLAP, NIST, any agency of the Federal Government, or any agency of any government.

Approved & Released For

UL Verification Services Inc. By:	Tested By:
PHILIP KIM WiSE OPERATIONS MANAGER UL VERIFICATION SERVICES	CHARLES VERGONIO WiSE LAB TECHNICIAN UL VERIFICATION SERVICES

UL VERIFICATION SERVICES INC. FORM NO: CCSUP4701I
47173 BENICIA STREET, FREMONT, CA 94538, USA TEL: (510) 771-1000 FAX: (510) 661-0888

This report shall not be reproduced except in full, without the written approval of UL Verification Services Inc.

2. TEST METHODOLOGY

The tests documented in this report were performed in accordance with TIA-603-C, FCC CFR 47 Part 22, FCC CFR Part 24.

3. FACILITIES AND ACCREDITATION

The test sites and measurement facilities used to collect data are located at 47173 Benicia Street, Fremont, California, USA.

UL Verification Services Inc. is accredited by NVLAP, Laboratory Code 200065-0. The full scope of accreditation can be viewed at http://www.ccsemc.com.

4. CALIBRATION AND UNCERTAINTY

4.1. MEASURING INSTRUMENT CALIBRATION

The measuring equipment utilized to perform the tests documented in this report has been calibrated in accordance with the manufacturer's recommendations, and is traceable to recognized national standards

4.2. SAMPLE CALCULATION

Where relevant, the following sample calculation is provided:

EIRP = PSA reading with EUT worst orientation (dBm) + Path loss (dB) – cable loss(between the SG and substitution antenna) + Substitution Antenna Factor (dBi)

ERP = PSA reading with EUT worst orientation (dBm) + Path loss (dB) – cable loss(between the SG and substitution antenna)

(Path loss = Signal generator output – PSA reading with substitution antenna)

4.3. MEASUREMENT UNCERTAINTY

Where relevant, the following measurement uncertainty levels have been estimated for tests performed on the apparatus:

PARAMETER	UNCERTAINTY
Conducted Disturbance, 0.15 to 30 MHz	3.52 dB
Radiated Disturbance, 30 to 18000 MHz	4.94 dB

Uncertainty figures are valid to a confidence level of 95%.

UL VERIFICATION SERVICES INC. FORM NO: CCSUP4701I
47173 BENICIA STREET, FREMONT, CA 94538, USA TEL: (510) 771-1000 FAX: (510) 661-0888

This report shall not be reproduced except in full, without the written approval of UL Verification Services Inc.

5. EQUIPMENT UNDER TEST

5.1. DESCRIPTION OF EUT

The EUT is a GSM/WCDMA Phone + Bluetooth & DTS/UNII a/b/g/n/ac + ANT

5.2. MAXIMUM OUTPUT POWER

The transmitter has a maximum peak conducted and radiated ERP / EIRP output powers as follows:

FCC Part 22/24						
Band	Frequency Range(MHz)	Modulation Peak	Conducted		Radiated	
			Peak(dBm)	Peak (mW)	Peak (dBm)	Peak (mW)
GSM850	824~849	GMSK	30.8	1202		
	824~849	GPRS	30.7	1175	27.05	507
	824~849	EGPRS	26.0	398.1	24.61	289.1
GSM1900	1850~1910	GMSK	28.4	691.8		
	1850~1910	GPRS	28.4	691.8	25.97	395.4
	1850~1910	EGPRS	25.0	316.2	23.03	200.9

FCC Part 22/24						
Band	Frequency Range(MHz)	Modulation Peak	Conducted		Radiated	
			Avg (dBm)	Avg (mW)	Avg (dBm)	Avg (mW)
Band 5	824~849	REL99	22.9	195	20.02	100.5
	824~849	HSDPA	21.8	151.4	20.60	114.8
	824~849	DC-HSDPA	21.8	151.4		
	824~849	HSUPA	21.1	128.8		
Band 2	1850~1910	REL99	21.7	147.9	20.24	105.68
	1850~1910	HSDPA	20.9	123	20.84	121.34
	1850~1910	DC-HSDPA	20.9	123		
	1850~1910	HSUPA	20.5	112.2		

UL VERIFICATION SERVICES INC. FORM NO: CCSUP4701I
47173 BENICIA STREET, FREMONT, CA 94538, USA TEL: (510) 771-1000 FAX: (510) 661-0888

This report shall not be reproduced except in full, without the written approval of UL Verification Services Inc.

5.3. DESCRIPTION OF AVAILABLE ANTENNAS

The radio utilizes a PIFA antenna for the [List the bands supported] with a maximum peak gain as follow:

Frequency (MHz)	Peak Gain (dBi)
Band 5,824~849MHz	-3.17
Band 2, 1850~1910MHz	-0.69

UL VERIFICATION SERVICES INC. FORM NO: CCSUP4701I
47173 BENICIA STREET, FREMONT, CA 94538, USA TEL: (510) 771-1000 FAX: (510) 661-0888

This report shall not be reproduced except in full, without the written approval of UL Verification Services Inc.

5.4. DESCRIPTION OF TEST SETUP

SUPPORT EQUIPMENT

Support Equipment List				
Description	Manufacturer	Model	Serial Number	FCC ID
AC Adapter	Samsung	SM-N7508V	N/A	N/A
Earphone	Samsung	N/A	N/A	N/A

I/O CABLES (CONDUCTED SETUP)

I/O Cable List						
Cable No	Port	# of identical ports	Connector Type	Cable Type	Cable Length (m)	Remarks
1	RF Out	1	Spectrum Analyzer	Shielded	None	NA
2	Antenna Port	1	EUT	Shielded	0.1m	NA
3	RF In/Out	1	Communication Test Set	Shielded	1m	NA

I/O CABLES (RADIATED SETUP)

I/O CABLE LIST						
Cable No.	Port	# of Identical Ports	Connector Type	Cable Type	Cable Length	Remarks
1	USB	1	AC Adapter	Un-shielded	1.2m	No
2	Jack	1	Headset	Shielded	1m	No
3	RF In/out	1	Communication Test Set	Un-shielded	2m	Yes

TEST SETUP

The EUT is continuously communicated to the call box during the tests.

UL VERIFICATION SERVICES INC. FORM NO: CCSUP4701I
47173 BENICIA STREET, FREMONT, CA 94538, USA TEL: (510) 771-1000 FAX: (510) 661-0888

This report shall not be reproduced except in full, without the written approval of UL Verification Services Inc.

SETUP DIAGRAM FOR TESTS (CONDUCTED TEST SETUP)

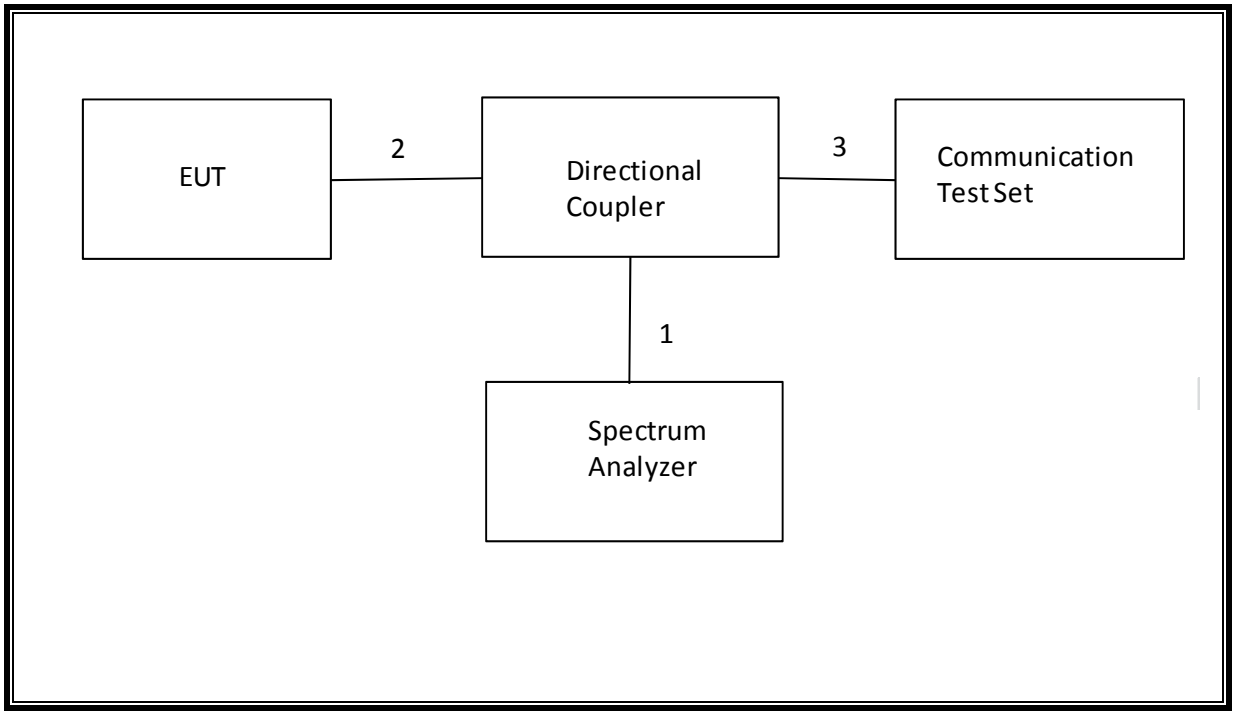

SETUP DIAGRAM FOR TESTS (RADIATED TEST SETUP)

UL VERIFICATION SERVICES INC. FORM NO: CCSUP4701I
47173 BENICIA STREET, FREMONT, CA 94538, USA TEL: (510) 771-1000 FAX: (510) 661-0888

This report shall not be reproduced except in full, without the written approval of UL Verification Services Inc.

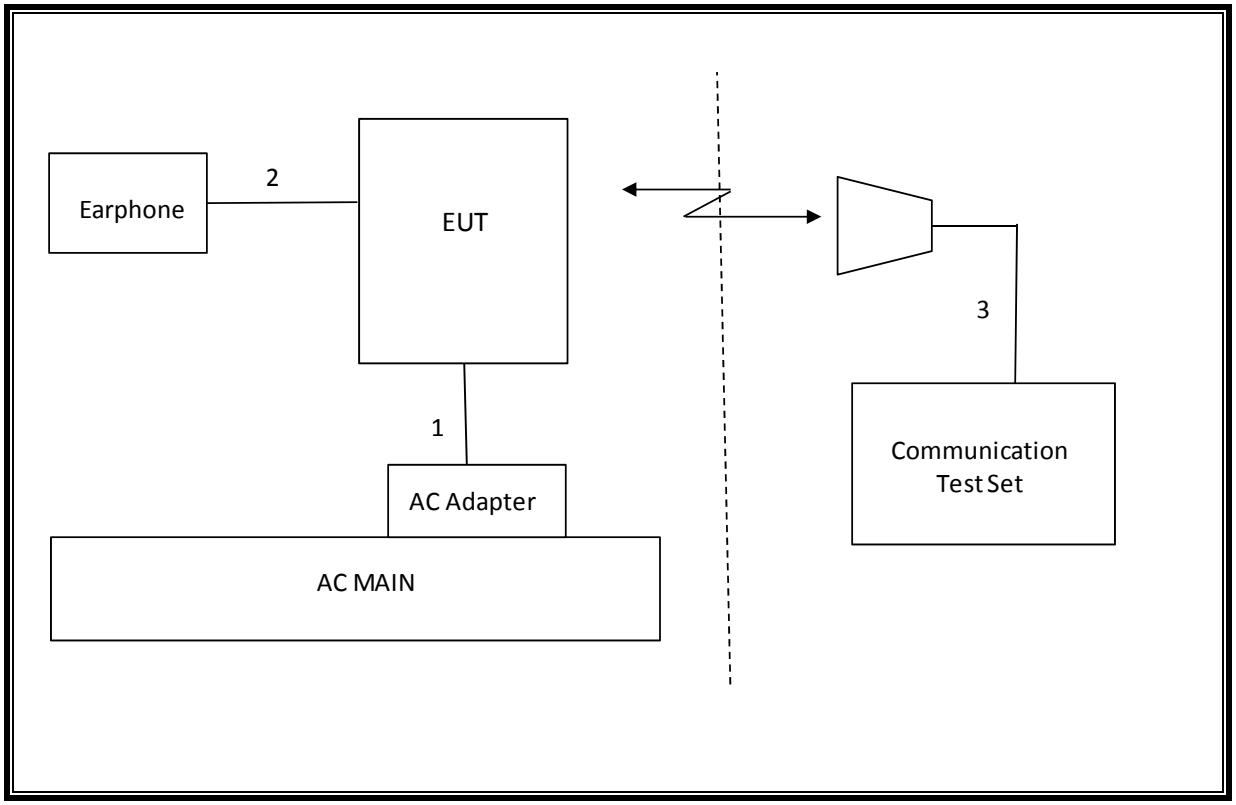

UL VERIFICATION SERVICES INC. FORM NO: CCSUP4701I
47173 BENICIA STREET, FREMONT, CA 94538, USA TEL: (510) 771-1000 FAX: (510) 661-0888

This report shall not be reproduced except in full, without the written approval of UL Verification Services Inc.

6. TEST AND MEASUREMENT EQUIPMENT

The following test and measurement equipment was utilized for the tests documented in this report:

TEST EQUIPMENT LIST				
Description	**Manufacturer**	**Model**	**Asset**	**Cal Due**
Spectrum Analyzer, 44 GHz	Agilent / HP	E4446A	C01179	02/26/14
Antenna, Bilog, 2 GHz	Sunol Sciences	JB1	C01011	08/14/14
Antenna, Horn, 18 GHz	EMCO	3115	C00783	10/25/14
Antenna, Horn, 18 GHz	EMCO	3115	C00784	09/25/14
Highpass Filter, 2.7 GHz	Micro-Tronics	HPM13194	N02687	CNR
Highpass Filter, 1.5 GHz	Micro-Tronics	HPM13193	N02688	CNR
Temperature / Humidity Chamber	Thermotron	SE 600-10-10	C00930	01/09/15
Communications Test Set	R&S	CMW500	T159	07/02/14
DC power supply, 8 V @ 3 A or 15 V	Agilent / HP	E3610A	None	CNR
Vector signal generator, 6 GHz	Agilent / HP	E4438C	None	07/06/14
Antenna, Tuned Dipole 400~1000	ETS	3121C DB4	C00993	02/14/14
Directional Coupler	RF-Lambda	RFDC5M06G15	None	CNR

UL VERIFICATION SERVICES INC. FORM NO: CCSUP4701I
47173 BENICIA STREET, FREMONT, CA 94538, USA TEL: (510) 771-1000 FAX: (510) 661-0888

This report shall not be reproduced except in full, without the written approval of UL Verification Services Inc.

7. Summary Table

FCC Part Section	RSS Section(s)	Test Description	Test Limit	Test Condition	Test Result	Worst Case
2.1049	RSS Gen	Occupied Band width (99%)	N/A	Conducted	Pass	4191.3KHz
22.917(a) 24.238(a)	RSS-132(4.5.1) RSS-133(6.5.1)	Band Edge / Conducted Spurious Emission	-13dBm		Pass	-18.994dBm
2.1046	N/A	Conducted output power	N/A		Pass	30.8dBm
22.355 24.235	RSS-132(4.3) RSS-133(6.3)	Frequency Stability	2.5PPM		Pass	0.008PPM
22.913(a)(2)	RSS-132(4.4)	Effective Radiated Power	38 dBm	Radiated	Pass	27.05dBm
24.232(c)	RSS-133(6.4)	Equivalent Isotropic Radiated Power	33dBm		Pass	25.97dBm
22.917(a) 24.238(a)	RSS-132(4.5.1) RSS-133(6.5.1)	Radiated Spurious Emission	-13dBm		Pass	-47.7dBm

UL VERIFICATION SERVICES INC. FORM NO: CCSUP4701I
47173 BENICIA STREET, FREMONT, CA 94538, USA TEL: (510) 771-1000 FAX: (510) 661-0888

This report shall not be reproduced except in full, without the written approval of UL Verification Services Inc.

8. RF POWER OUTPUT VERIFICATION

8.1. GSM/GPRS/EDGE

Function: Menu select > GSM Mobile Station > GSM 850/900/1800/1900

Press Connection control to choose the different menus

Press RESET > choose all to reset all settings

Connection Press Signal Off to turn off the signal and change settings

Network Support > GSM+GPRS or GSM+EGPRS

Main Service > Packet Data

Service selection > Test Mode A – Auto Slot Config. off

MS Signal Press Slot Config bottom on the right twice to select and change the number of time slots and power setting

> Slot configuration > Uplink/Gamma

> 33 dBm for GPRS 850/900

> 30 dBm for GPRS1800/1900

BS Signal Enter the same channel number for TCH channel (test channel) and BCCH channel

Frequency Offset > + 0 Hz

Mode > BCCH and TCH

BCCH Level > -85 dBm (May need to adjust if link is not stable)

BCCH Channel > choose desire test channel [Enter the same channel number for TCH channel (test channel) and BCCH channel]

Channel Type > Off

P0> 4 dB

Slot Config > Unchanged (if already set under MS Signal)

TCH > choose desired test channel

Hopping > Off

Main Timeslot > 3 (Default)

Network Coding Scheme > CS4 (GPRS) and MCS9 (EGPRS)

Bit Stream > 2E9-1PSR Bit Pattern

AF/RF Enter appropriate offsets for Ext. Att. Output and Ext. Att. Input

Connection Press Signal On to turn on the signal and change settings

UL VERIFICATION SERVICES INC. FORM NO: CCSUP4701I
47173 BENICIA STREET, FREMONT, CA 94538, USA TEL: (510) 771-1000 FAX: (510) 661-0888

This report shall not be reproduced except in full, without the written approval of UL Verification Services Inc.

8.1.1. GSM OUTPUT POWER RESULT

Band	Mode	Ch.	f(MHz)	1 time slot	2 time slot	3 time slot	4 time slot
				Peak (dBm)	Peak (dBm)	Peak (dBm)	Peak (dBm)
GSM850	GMSK	128	824.2	30.8			
		190	836.6	30.7			
		251	848.8	30.7			
	GPRS	128	824.2	30.6	30.0	28.3	26.0
		190	836.6	30.7	30.0	28.3	26.0
		251	848.8	30.7	30.1	28.4	26.1
	EGPRS	128	824.2	26.0	26.0	24.0	22.0
		190	836.6	26.0	26.0	24.0	22.0
		251	848.8	26.0	26.0	24.0	22.0
GSM1900	GMSK	512	1850.2	28.3			
		661	1880	28.4			
		810	1909.8	28.4			
	GPRS	512	1850.2	28.3	27.9	25.8	23.6
		661	1880	28.4	27.9	25.7	23.6
		810	1909.8	28.4	27.9	25.8	23.5
	EGPRS	512	1850.2	25.0	24.0	22.0	20.0
		661	1880	25.0	24.0	22.0	20.0
		810	1909.8	25.0	24.0	22.0	20.0

UL VERIFICATION SERVICES INC. FORM NO: CCSUP4701I
47173 BENICIA STREET, FREMONT, CA 94538, USA TEL: (510) 771-1000 FAX: (510) 661-0888

This report shall not be reproduced except in full, without the written approval of UL Verification Services Inc.

8.2. UMTS REL 99

TEST PROCEDURE

The following summary of these settings are illustrated below:

	Mode	Rel99
	Subtest	-
WCDMA General Settings	Loopback Mode	Test Mode 1
	Rel99 RMC	12.2kbps RMC
	HSDPA FRC	Not Applicable
	HSUPA Test	Not Applicable
	Power Control Algorithm	Algorithm2
	βc	Not Applicable
	βd	Not Applicable
	βec	Not Applicable
	βc/βd	8/15
	βhs	Not Applicable
	βed	Not Applicable

8.2.1. UMTS REL 99 OUTPUT POWER RESULT

Band	Mode	Ch.	f(MHz)	Conducted Power (dBm) Avg (dBm)
Band 5	REL99	4145	826.6	22.7
		4183	836.6	22.9
		4220	846.4	22.9
Band 2	REL99	9275	1852.6	21.6
		9400	1880	21.7
		9525	1907.4	21.5

UL VERIFICATION SERVICES INC. FORM NO: CCSUP4701I
47173 BENICIA STREET, FREMONT, CA 94538, USA TEL: (510) 771-1000 FAX: (510) 661-0888

This report shall not be reproduced except in full, without the written approval of UL Verification Services Inc.

8.3. UMTS HSDPA

The following 4 Sub-tests were completed according to Release 5 procedures in section 5.2 of 3GPP TS34.121. A summary of these settings are illustrated below:

	Mode	Rel5 HSDPA			
	Subtest	1	2	3	4
WCDMA General Settings	Loopback Mode	Test Mode 1			
	Rel99 RMC	12.2kbps RMC			
	HSDPA FRC	H-Set1			
	Power Control Algorithm	Algorithm 2			
	βc	2/15	12/15	15/15	15/15
	βd	15/15	15/15	8/15	4/15
	Bd (SF)	64			
	βc/βd	2/15	12/15	15/8	15/4
	βhs	4/15	24/15	30/15	30/15
	MPR (dB)	0	0	0.5	0.5
HSDPA Specific Settings	D_{ACK}	8			
	D_{NAK}	8			
	DCQI	8			
	Ack-Nack repetition factor	3			
	CQI Feedback (Table 5.2B.4)	4ms			
	CQI Repetition Factor (Table 5.2B.4)	2			
	Ahs =βhs/βc	30/15			

8.3.1. UMTS HSDPA OUTPUT POWER RESULT

Band	Mode	Subset	Ch.	f(MHz)	Conducted Power (dBm) Avg (dBm)
Band 5	HSDPA	1	4145	826.6	21.6
			4183	836.6	21.7
			4220	846.4	21.7
		2	4145	826.6	21.7
			4183	836.6	21.7
			4220	846.4	21.8
		3	4145	826.6	21.3
			4183	836.6	21.3
			4220	846.4	21.3
		4	4145	826.6	21.3
			4183	836.6	21.3
			4220	846.4	21.3

UL VERIFICATION SERVICES INC. FORM NO: CCSUP4701I
47173 BENICIA STREET, FREMONT, CA 94538, USA TEL: (510) 771-1000 FAX: (510) 661-0888

This report shall not be reproduced except in full, without the written approval of UL Verification Services Inc.

Band 2	HSDPA	1	9275	1852.6	20.7
			9400	1880	20.0
			9525	1907.4	20.5
		2	9275	1852.6	20.7
			9400	1880	19.9
			9525	1907.4	20.3
		3	9275	1852.6	20.9
			9400	1880	19.8
			9525	1907.4	20.4
		4	9275	1852.6	20.7
			9400	1880	19.8
			9525	1907.4	20.3

UL VERIFICATION SERVICES INC. FORM NO: CCSUP4701I
47173 BENICIA STREET, FREMONT, CA 94538, USA TEL: (510) 771-1000 FAX: (510) 661-0888

This report shall not be reproduced except in full, without the written approval of UL Verification Services Inc.

8.3.2. UMTS HSUPA

TEST PROCEDURE

The following summary of these settings are illustrated below: (ETSI TS 134.121-1 Table C.11.1)

	Mode	Rel6 HSUPA	Rel6 HSUPA	Rel6 HSUPA	Rel6 HSUPA	Rel6 HSUPA
	Subtest	1	2	3	4	5
WCDMA General Settings	Loopback Mode	Test Mode 1				
	P-CPICH (dB)	-10				
	P-CCPCH (dB)	-12				
	SCH (dB)	-12				
	PICH(dB)	-15				
	DPCH (dB)	-9				
	HS-SCCH_1 (dB)	-8				
	HS-PDSCH (dB)	-3				
	Rel99 RMC	12.2kbps RMC				
	HSDPA FRC	H-Set1				
	HSUPA Test	HSUPA Loopback				
	Power Control Algorithm	Algorithm2				
	Bc	11/15	6/15	15/15	2/15	15/15
	Bd	15/15	15/15	9/15	15/15	15/15
	Bec	209/225	12/15	30/15	2/15	5/15
	βc/βd	11/15	6/15	15/9	2/15	15/15
	Bhs	22/15	12/15	30/15	4/15	30/15
	βed (note1)	1309/225	94/75	47/15 47/15	56/75	134/15
	MPR	0	2	1	2	0
HSDPA Specific Settings	DACK	8				
	DNAK	8				
	DCQI	8				
	Ack-Nack repetition factor	3				
	CQI Feedback (Table 5.2B.4)	4ms				
	CQI Repetition Factor (Table 5.2B.4)	2				
	Ahs = βhs/βc	30/15				
HSUPA Specific Settings	D E-DPCCH	6	8	8	5	7
	DHARQ	0	0	0	0	0
	AG Index	20	12	15	17	21
	Reference E-TFCIs	5	5	2	5	5
	ETFCI (from 34.121 Table C.11.1.3)	75	67	92	71	81
	Associated Max UL Data Rate kbps	242.1	174.9	482.8	205.8	308.9
	Reference E_TFCIs	E-TFCI 11 E-TFCI PO 4 E-TFCI 67 E-TFCI PO 18 E-TFCI 71 E-TFCI PO 23 E-TFCI 75 E-TFCI PO 26 E-TFCI 81 E-TFCI PO 27		E-TFCI 11 E-TFCI PO 4 E-TFCI 92 E-TFCI PO 18	E-TFCI 11 E-TFCI PO 4 E-TFCI 67 E-TFCI PO 18 E-TFCI 71 E-TFCI PO 23 E-TFCI 75 E-TFCI PO 26 E-TFCI 81 E-TFCI PO 27	

Note1: βed cannot be set directly, it is set by Absolute Grant Value.

UL VERIFICATION SERVICES INC. FORM NO: CCSUP4701I
47173 BENICIA STREET, FREMONT, CA 94538, USA TEL: (510) 771-1000 FAX: (510) 661-0888

This report shall not be reproduced except in full, without the written approval of UL Verification Services Inc.

UL VERIFICATION SERVICES INC. FORM NO: CCSUP4701I
47173 BENICIA STREET, FREMONT, CA 94538, USA TEL: (510) 771-1000 FAX: (510) 661-0888

This report shall not be reproduced except in full, without the written approval of UL Verification Services Inc.

8.3.3. UMTS HSUPA OUTPUT POWER RESULT

Band	Mode	Subset	Ch.	f(MHz)	Conducted Power (dBm) Avg (dBm)
Band 5	HSUPA	1	4145	826.6	20.5
			4183	836.6	21.1
			4220	846.4	21.1
		2	4145	826.6	20.5
			4183	836.6	20.5
			4220	846.4	20.7
		3	4145	826.6	20.2
			4183	836.6	20.5
			4220	846.4	20.3
		4	4145	826.6	20.4
			4183	836.6	20.4
			4220	846.4	21.1
		5	4145	826.6	20.7
			4183	836.6	20.7
			4220	846.4	20.8
Band 2	HSUPA	1	9275	1852.6	20.4
			9400	1880	20.3
			9525	1907.4	20.2
		2	9275	1852.6	19.4
			9400	1880	19.4
			9525	1907.4	19.4
		3	9275	1852.6	19.3
			9400	1880	19.6
			9525	1907.4	19.4
		4	9275	1852.6	19.5
			9400	1880	19.9
			9525	1907.4	19.6
		5	9275	1852.6	20.5
			9400	1880	20.2
			9525	1907.4	20.5

UL VERIFICATION SERVICES INC. FORM NO: CCSUP4701I
47173 BENICIA STREET, FREMONT, CA 94538, USA TEL: (510) 771-1000 FAX: (510) 661-0888

This report shall not be reproduced except in full, without the written approval of UL Verification Services Inc.

8.3.4. UMTS DC-HSDPA OUTPUT POWER RESULT

Band	Mode	Subset	Ch.	f(MHz)	Conducted Power (dBm) Avg (dBm)
Band 5	DC-HSDPA	1	4145	826.6	21.7
			4183	836.6	21.8
			4220	846.4	21.8
		2	4145	826.6	21.7
			4183	836.6	21.8
			4220	846.4	21.8
		3	4145	826.6	21.5
			4183	836.6	21.5
			4220	846.4	21.5
		4	4145	826.6	21.4
			4183	836.6	21.5
			4220	846.4	21.5
Band 2	DC-HSDPA	1	9275	1852.6	20.8
			9400	1880	19.9
			9525	1907.4	20.3
		2	9275	1852.6	20.9
			9400	1880	19.9
			9525	1907.4	20.3
		3	9275	1852.6	20.5
			9400	1880	19.4
			9525	1907.4	19.8
		4	9275	1852.6	20.4
			9400	1880	19.4
			9525	1907.4	19.8

UL VERIFICATION SERVICES INC. FORM NO: CCSUP4701I
47173 BENICIA STREET, FREMONT, CA 94538, USA TEL: (510) 771-1000 FAX: (510) 661-0888

This report shall not be reproduced except in full, without the written approval of UL Verification Services Inc.

9. PEAK TO AVERAGE RATIO

Test Procedure

Per KDB 971168 D01 Power Meas License Digital Systems v02r01

Test Spec

In addition, when the transmitter power is measured in terms of average value, the peak-to-average ratio of the power shall not exceed 13 dB.

UL VERIFICATION SERVICES INC. FORM NO: CCSUP4701I
47173 BENICIA STREET, FREMONT, CA 94538, USA TEL: (510) 771-1000 FAX: (510) 661-0888

This report shall not be reproduced except in full, without the written approval of UL Verification Services Inc.

9.1. CONDUCTED PEAK TO AVERAGE RESULT

Band Band 2 HSDPA	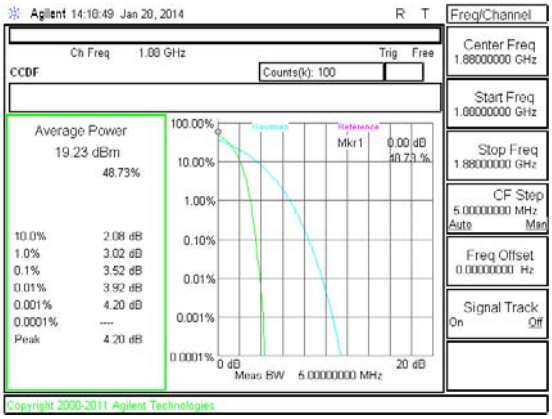 Band WCDMA B2 HSDPA	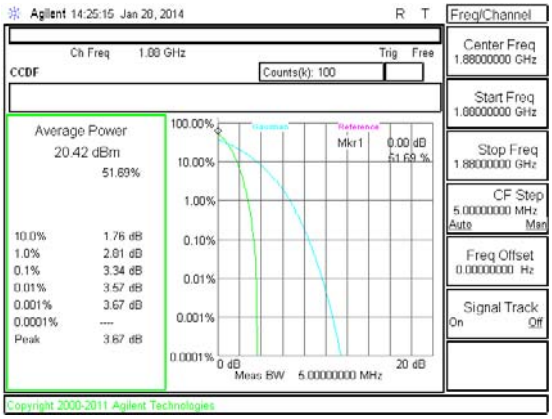 Band WCDMA B2 REL99

UL VERIFICATION SERVICES INC. FORM NO: CCSUP4701I
47173 BENICIA STREET, FREMONT, CA 94538, USA TEL: (510) 771-1000 FAX: (510) 661-0888

This report shall not be reproduced except in full, without the written approval of UL Verification Services Inc.

Band Band 5 HSDPA	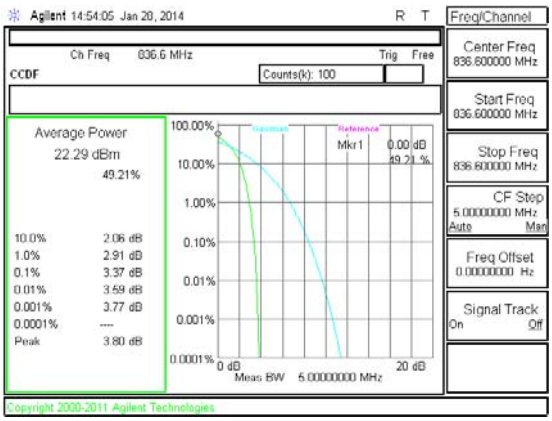 Band WCDMA B5 HSDPA	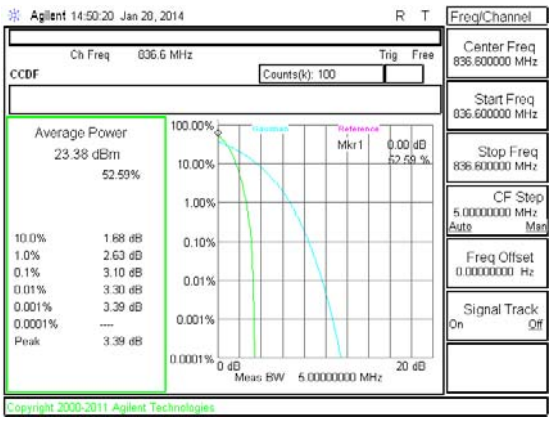 Band WCDMA B5 REL99

UL VERIFICATION SERVICES INC. FORM NO: CCSUP4701I
47173 BENICIA STREET, FREMONT, CA 94538, USA TEL: (510) 771-1000 FAX: (510) 661-0888

This report shall not be reproduced except in full, without the written approval of UL Verification Services Inc.

10. LIMITS AND CONDUCTED RESULTS

10.1. OCCUPIED BANDWIDTH

RULE PART(S)

FCC: §2.1049
IC: RSS-132, 4.5; RSS-133, 6.5

LIMITS

For reporting purposes only

TEST PROCEDURE

The transmitter output was connected to a calibrated coaxial cable and coupler, the other end of which was connected to a spectrum analyzer. The occupied bandwidth was measured with the spectrum analyzer at the low, middle and high channel in each band. The -26dB bandwidth was also measured and recorded.

(KDB 971168 D01 Power Meas License Digital Systems v02r01 - 06/07/2013)

UL VERIFICATION SERVICES INC. FORM NO: CCSUP4701I
47173 BENICIA STREET, FREMONT, CA 94538, USA TEL: (510) 771-1000 FAX: (510) 661-0888

This report shall not be reproduced except in full, without the written approval of UL Verification Services Inc.

10.1.1. OCCUPIED BANDWIDTH RESULTS

Band	Mode	Channel	f (MHz)	99% BW (KHz)	-26dB BW (KHz)
GSM850	GPRS	128	824.2	241.9	316.3
		190	836.6	243.6	312
		251	848.8	244.1	318.6
	EGPRS	128	824.2	243.5	313.2
		190	836.6	247.7	318.8
		251	848.8	244	314.5
GSM1900	GPRS	512	1850.2	244.8	317.5
		661	1880	241.3	316.2
		810	1909.8	242.7	320
	EGPRS	512	1850.2	242.1	310
		661	1880	243.7	317
		810	1909.8	244.7	317

UL VERIFICATION SERVICES INC. FORM NO: CCSUP4701I
47173 BENICIA STREET, FREMONT, CA 94538, USA TEL: (510) 771-1000 FAX: (510) 661-0888

This report shall not be reproduced except in full, without the written approval of UL Verification Services Inc.

Band	Mode	Channel	f (MHz)	99% BW (KHz)	-26dB BW (KHz)
Band 5	REL99	4145	826.6	4175.9	4620
		4183	836.6	4179.1	4615
		4220	846.4	4178.1	4639
	HSDPA	4145	826.6	4175.8	4642
		4183	836.6	4184.3	4617
		4220	846.4	4171.6	4615
Band 2	REL99	9275	1852.6	4159.2	4642
		9400	1880	4172.1	4632
		9525	1907.4	4191.3	4627
	HSDPA	9275	1852.6	4171.5	4638
		9400	1880	4175.9	4634
		9525	1907.4	4178.5	4635

UL VERIFICATION SERVICES INC. FORM NO: CCSUP4701I
47173 BENICIA STREET, FREMONT, CA 94538, USA TEL: (510) 771-1000 FAX: (510) 661-0888

This report shall not be reproduced except in full, without the written approval of UL Verification Services Inc.

10.1.1. OCCUPIED BANDWIDTH PLOTS

WCDMA Band 2	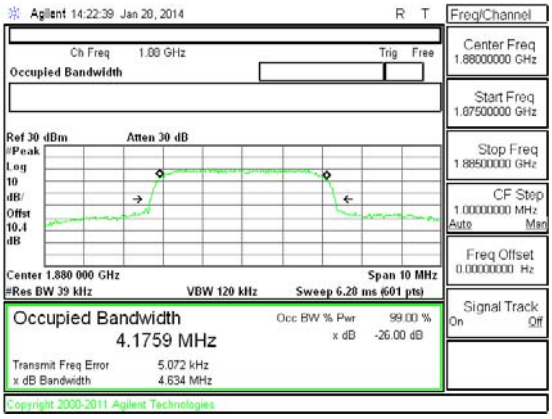 Band WCDMA B2 HSDPA OBW	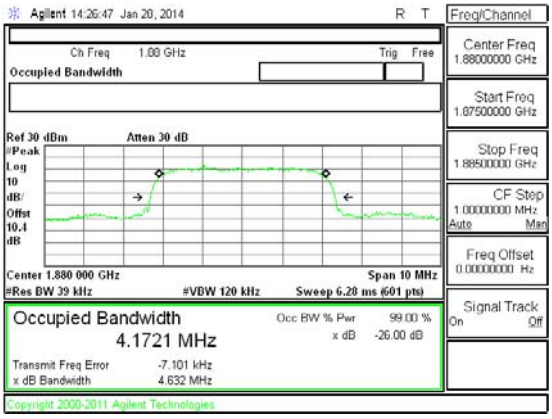 Band WCDMA B2 REL99 OBW

UL VERIFICATION SERVICES INC. FORM NO: CCSUP4701I
47173 BENICIA STREET, FREMONT, CA 94538, USA TEL: (510) 771-1000 FAX: (510) 661-0888

This report shall not be reproduced except in full, without the written approval of UL Verification Services Inc.

WCDMA Band 5	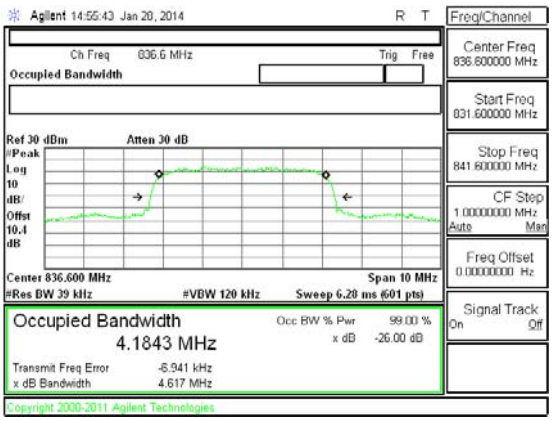 Band WCDMA B5 HSDPA OBW	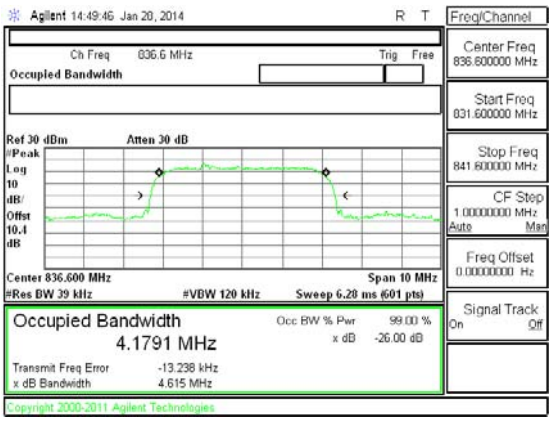 Band WCDMA B5 REL99 OBW

UL VERIFICATION SERVICES INC. FORM NO: CCSUP4701I
47173 BENICIA STREET, FREMONT, CA 94538, USA TEL: (510) 771-1000 FAX: (510) 661-0888

This report shall not be reproduced except in full, without the written approval of UL Verification Services Inc.

GSM1900	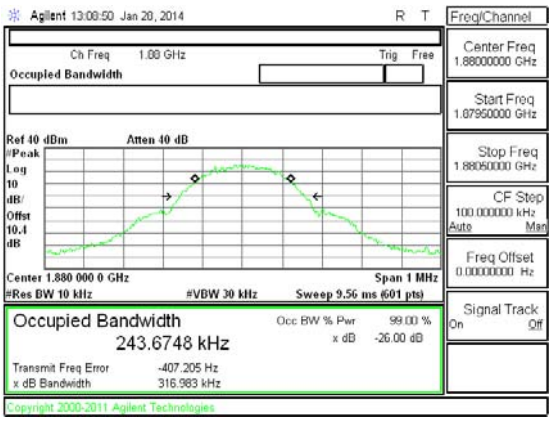 Band GSM1900 EGPRS OBW Mid channel	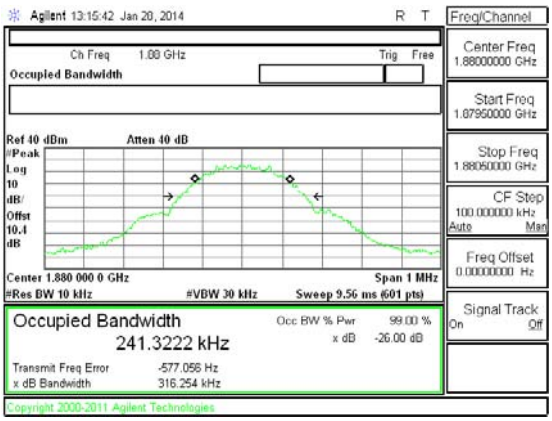 Band GSM1900 GPRS OBW Mid channel

UL VERIFICATION SERVICES INC. FORM NO: CCSUP4701I
47173 BENICIA STREET, FREMONT, CA 94538, USA TEL: (510) 771-1000 FAX: (510) 661-0888

This report shall not be reproduced except in full, without the written approval of UL Verification Services Inc.

GSM 850	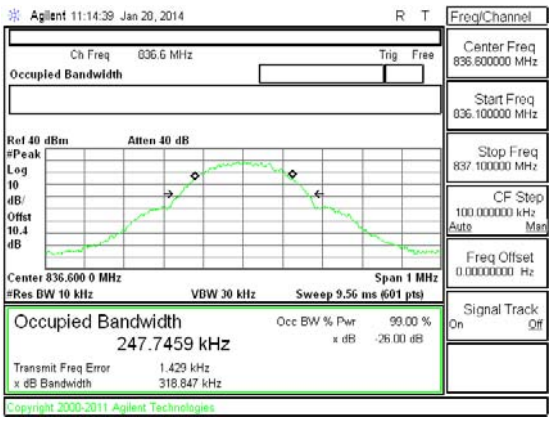 Band GSM850 EGPRS OBW Mid channel	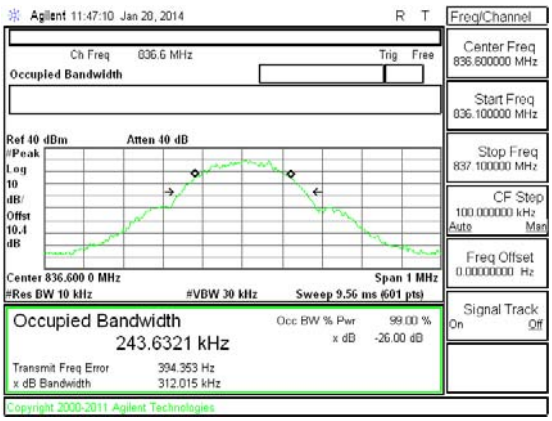 Band GSM850 GPRS OBW Mid channel

10.2. BAND EDGE EMISSIONS

RULE PART(S)

FCC: §22.359, §24.238

LIMITS

The power of any emission outside of the authorized operating frequency ranges must be attenuated below the transmitting power (P) by a factor of at least 43 + 10 log (P) dB.

TEST PROCEDURE

Per KDB 971168 D01 Power Meas License Digital Systems v02r01

The transmitter output was connected to an Agilent 8960 or a CMW500 Test Set and configured to operate at maximum power. The band edge emissions were measured at the required operating frequencies in each band on the Spectrum Analyzer.

For each band edge measurement:

- Set the spectrum analyzer span to include the block edge frequency (824, 849, 1850, 1910 and 1915MHz)
- Set a marker to point the corresponding band edge frequency in each test case.
- Set display line at -13 dBm.
- Set resolution bandwidth to at least 1% of emission bandwidth.
- (m)(6) Compliance with these rules is based on the user of measurement instrumentation employing a resolution bandwidth of 1MHz or greater. However, in the 1MHz bands immediately

This report shall not be reproduced except in full, without the written approval of UL Verification Services Inc.

outside and adjacent to the frequency block a resolution bandwidth of at least 1 percent of the emission bandwidth may be employed.

MODES TESTED

GSM 850/1900 & WCDMA B2/B5

RESULTS

UL VERIFICATION SERVICES INC. FORM NO: CCSUP4701I
47173 BENICIA STREET, FREMONT, CA 94538, USA TEL: (510) 771-1000 FAX: (510) 661-0888

This report shall not be reproduced except in full, without the written approval of UL Verification Services Inc.

10.2.1. BAND EDGE PLOTS

WCDMA REL99 BAND 5	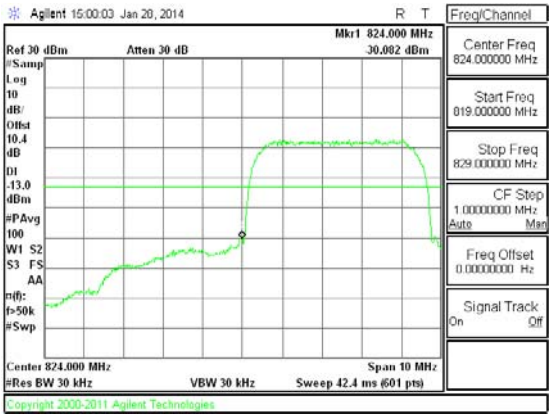	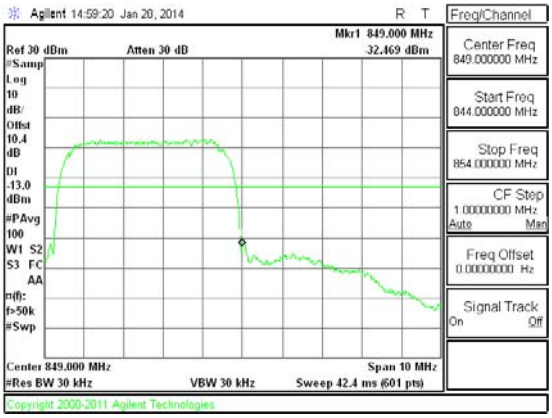
WCDMA HSDPA BAND 5	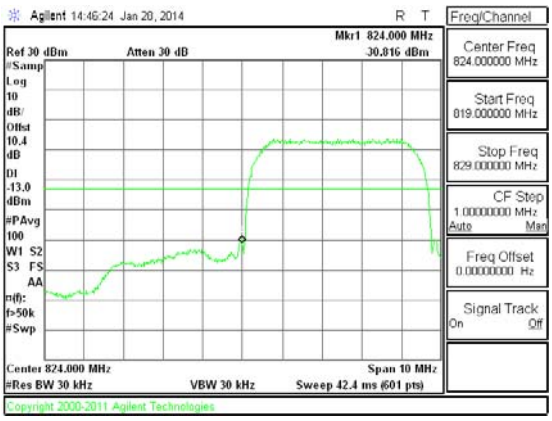	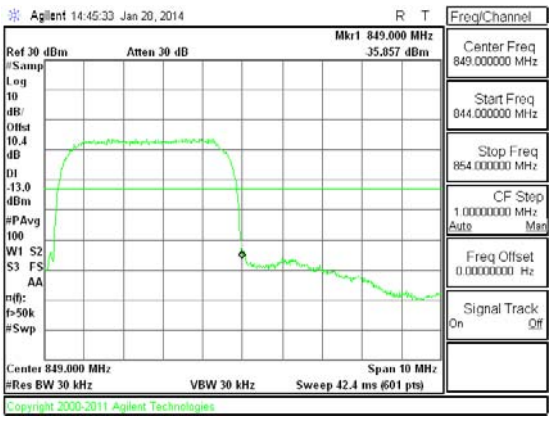

UL VERIFICATION SERVICES INC. FORM NO: CCSUP4701I
47173 BENICIA STREET, FREMONT, CA 94538, USA TEL: (510) 771-1000 FAX: (510) 661-0888

This report shall not be reproduced except in full, without the written approval of UL Verification Services Inc.

WCDMA REL99 BAND 2	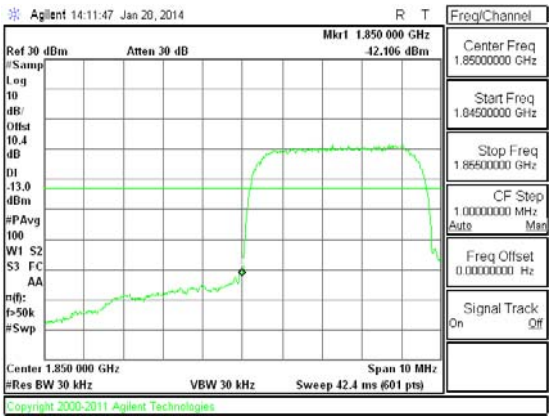	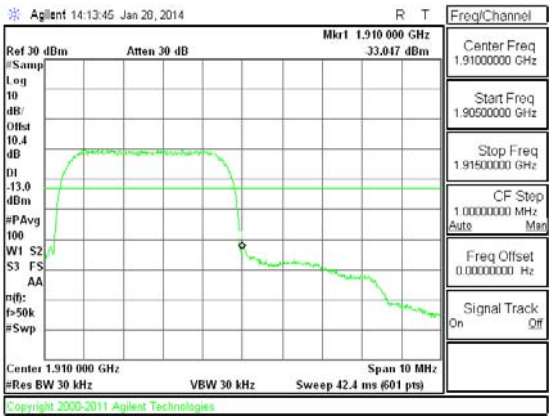

UL VERIFICATION SERVICES INC. FORM NO: CCSUP4701I
47173 BENICIA STREET, FREMONT, CA 94538, USA TEL: (510) 771-1000 FAX: (510) 661-0888

This report shall not be reproduced except in full, without the written approval of UL Verification Services Inc.

WCDMA HSDPA BAND 2	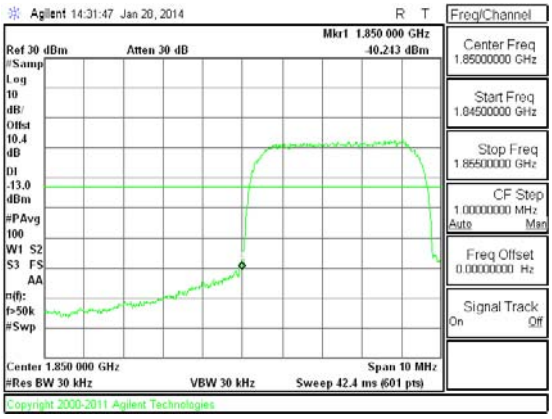	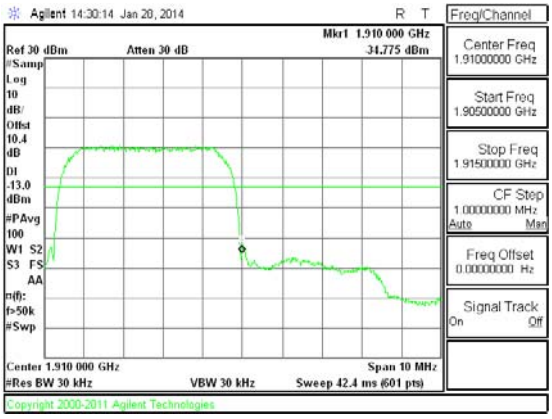

UL VERIFICATION SERVICES INC. FORM NO: CCSUP4701I
47173 BENICIA STREET, FREMONT, CA 94538, USA TEL: (510) 771-1000 FAX: (510) 661-0888

This report shall not be reproduced except in full, without the written approval of UL Verification Services Inc.

Band GSM1900 EGPRS	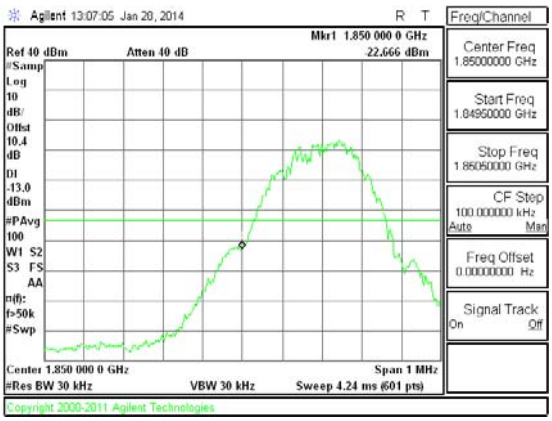 Band GSM1900 EGPRS CBE Low channel	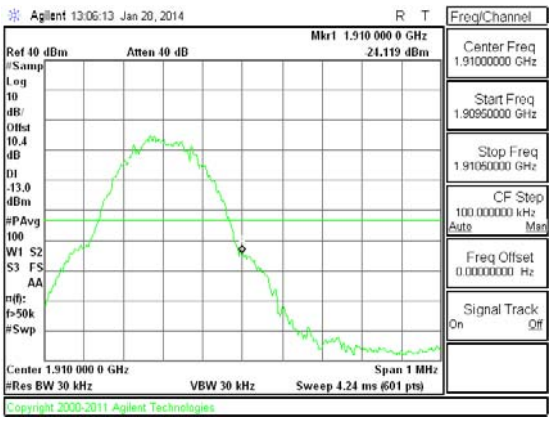 Band GSM1900 EGPRS CBE High channel
Band GSM1900 GPRS	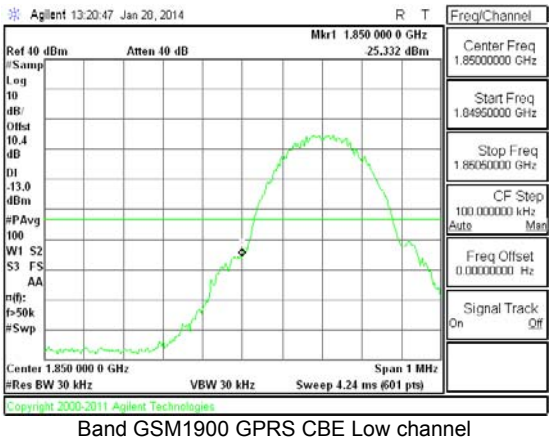 Band GSM1900 GPRS CBE Low channel	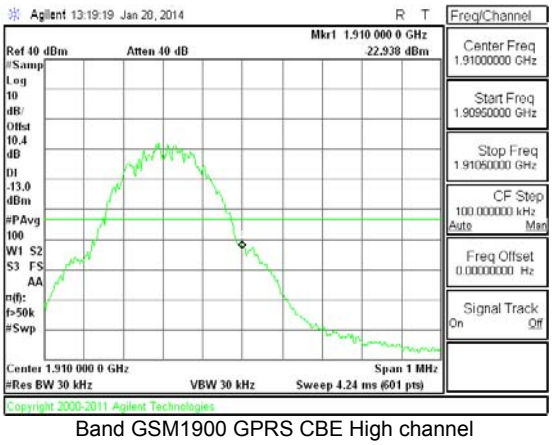 Band GSM1900 GPRS CBE High channel

UL VERIFICATION SERVICES INC. FORM NO: CCSUP4701I
47173 BENICIA STREET, FREMONT, CA 94538, USA TEL: (510) 771-1000 FAX: (510) 661-0888

This report shall not be reproduced except in full, without the written approval of UL Verification Services Inc.

Band GSM850 EGPRS	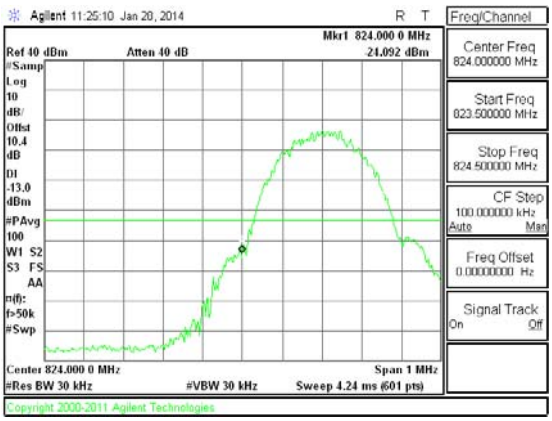 Band GSM850 EGPRS CBE Low channel	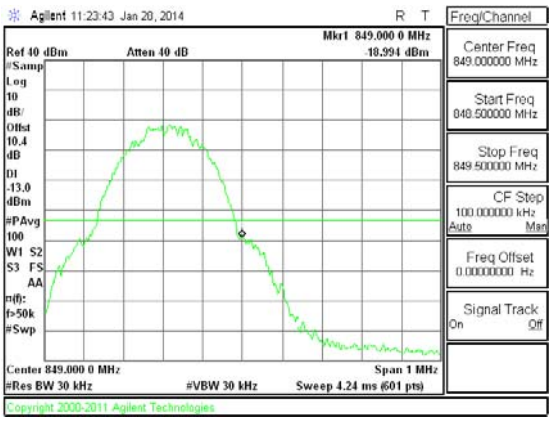 Band GSM850 EGPRS CBE High channel
Band GSM850 GPRS	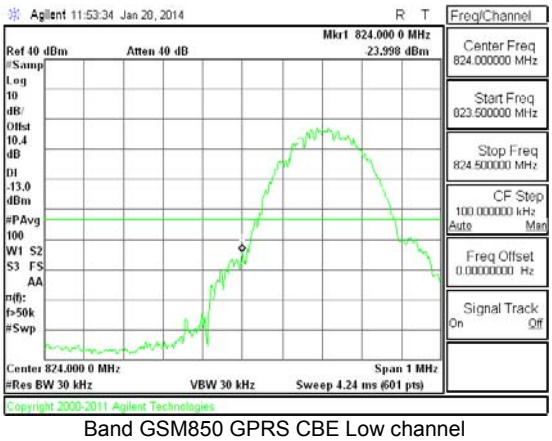 Band GSM850 GPRS CBE Low channel	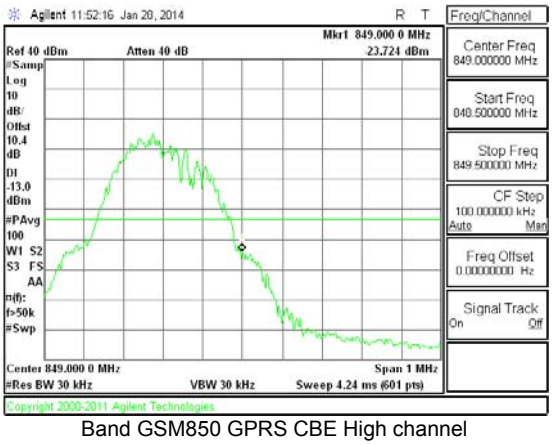 Band GSM850 GPRS CBE High channel

UL VERIFICATION SERVICES INC. FORM NO: CCSUP4701I
47173 BENICIA STREET, FREMONT, CA 94538, USA TEL: (510) 771-1000 FAX: (510) 661-0888

This report shall not be reproduced except in full, without the written approval of UL Verification Services Inc.

UL VERIFICATION SERVICES INC. FORM NO: CCSUP4701I
47173 BENICIA STREET, FREMONT, CA 94538, USA TEL: (510) 771-1000 FAX: (510) 661-0888

This report shall not be reproduced except in full, without the written approval of UL Verification Services Inc.

10.3. OUT OF BAND EMISSIONS

RULE PART(S)

FCC: §2.1051, §22.901, §22.917, §24.238

LIMITS

The power of any emission outside of the authorized operating frequency ranges must be attenuated below the transmitting power (P) by a factor of at least 43 + 10 log (P) dB.

TEST PROCEDURE

Per KDB 971168 D01 Power Meas License Digital Systems v02r01

The RF output of the transmitter was connected to a spectrum analyzer through a calibrated coaxial cable. Sufficient scans were taken to show the out-of-band Emissions, if any, up to 10th harmonic. Multiple sweeps were recorded in maximum hold mode using a peak detector to ensure that the worst-case emissions were caught.

For each out of band emissions measurement:

- Set display line at -13 dBm
- Set RBW & VBW to 100 kHz for the measurement below 1 GHz, and 1 MHz for the measurement above 1 GHz.

MODES TESTED

GSM850/1900 & WCDMA B2/B5

RESULTS

UL VERIFICATION SERVICES INC. FORM NO: CCSUP4701I
47173 BENICIA STREET, FREMONT, CA 94538, USA TEL: (510) 771-1000 FAX: (510) 661-0888

This report shall not be reproduced except in full, without the written approval of UL Verification Services Inc.

10.3.1. OUT OF BAND EMISSIONS RESULT

Band	Mode	f (MHz)	Spur (dBm)	Spec (dBm)	Delta (dB)
GSM850	GPRS	824.2	-31.82	-13	-18.82
		836.6	-30.53	-13	-17.53
		848.8	-29.85	-13	-16.85
	EGPRS	824.2	-25.69	-13	-12.69
		836.6	-25.75	-13	-12.75
		848.8	-30.77	-13	-17.77
GSM1900	GPRS	1850.2	-25.87	-13	-12.87
		1880	-25.56	-13	-12.56
		1909.8	-25.67	-13	-12.67
	EGPRS	1850.2	-30.9	-13	-17.9
		1880	-25.59	-13	-12.59
		1909.8	-28.99	-13	-15.99
Band 5	REL99	826.6	-35.72	-13	-22.72
		836.6	-35.828	-13	-22.828
		846.4	-35.649	-13	-22.649
	HSDPA	826.6	-39.06	-13	-26.06
		836.6	-35.72	-13	-22.72
		846.4	-35.96	-13	-22.96
Band 2	REL99	1852.6	-35.78	-13	-22.78
		1880	-35.97	-13	-22.97
		1907.4	-35.84	-13	-22.84
	HSDPA	1852.6	-35.73	-13	-22.73
		1880	-40.8	-13	-27.8
		1907.4	-39.61	-13	-26.61

UL VERIFICATION SERVICES INC. FORM NO: CCSUP4701I
47173 BENICIA STREET, FREMONT, CA 94538, USA TEL: (510) 771-1000 FAX: (510) 661-0888

This report shall not be reproduced except in full, without the written approval of UL Verification Services Inc.

10.3.2. OUT OF BAND EMISSIONS PLOTS

Band Band 2 HSDPA	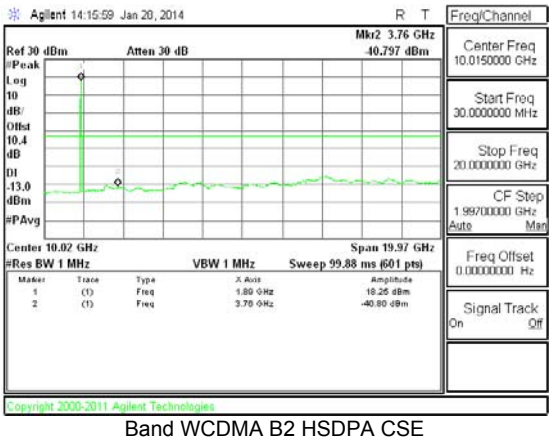 Band WCDMA B2 HSDPA CSE	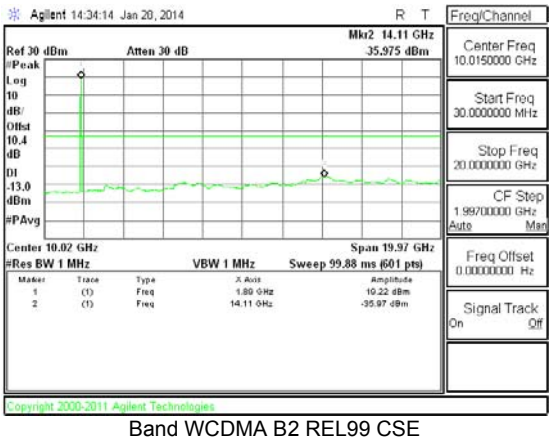 Band WCDMA B2 REL99 CSE

UL VERIFICATION SERVICES INC. FORM NO: CCSUP4701I
47173 BENICIA STREET, FREMONT, CA 94538, USA TEL: (510) 771-1000 FAX: (510) 661-0888

This report shall not be reproduced except in full, without the written approval of UL Verification Services Inc.

Band Band 5 HSDPA	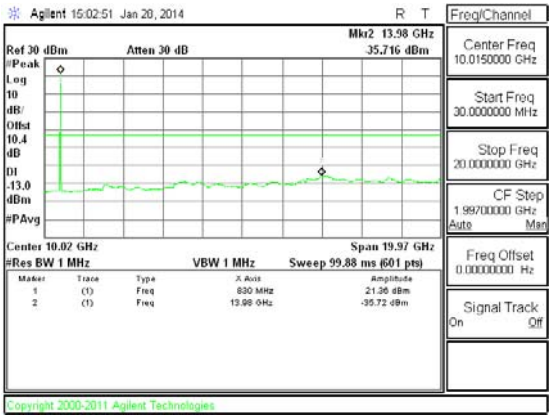 Band WCDMA B5 HSDPA CSE	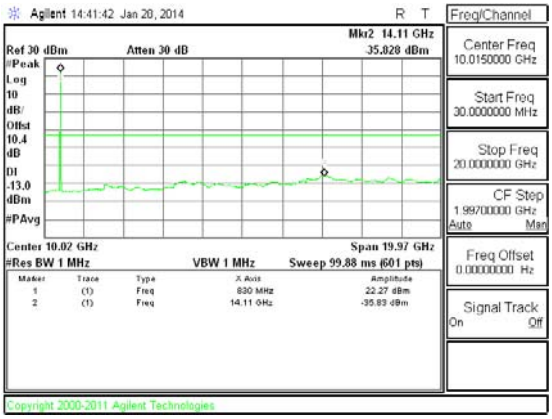 Band WCDMA B5 REL99 CSE

UL VERIFICATION SERVICES INC. FORM NO: CCSUP4701I
47173 BENICIA STREET, FREMONT, CA 94538, USA TEL: (510) 771-1000 FAX: (510) 661-0888

This report shall not be reproduced except in full, without the written approval of UL Verification Services Inc.

Band GSM1900 EGPRS	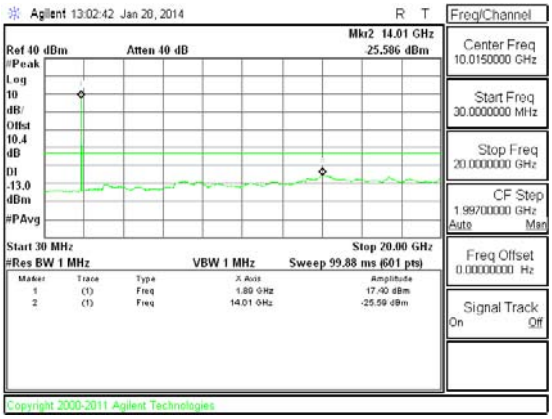 Band GSM1900 EGPRS CSE Mid channel	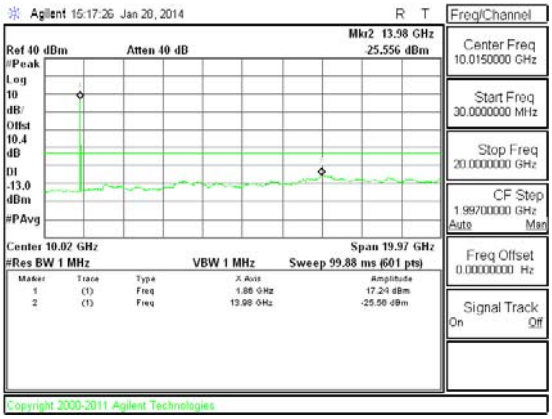 Band GSM1900 GPRS CSE Mid channel

This report shall not be reproduced except in full, without the written approval of UL Verification Services Inc.

Band GSM850 EGPRS	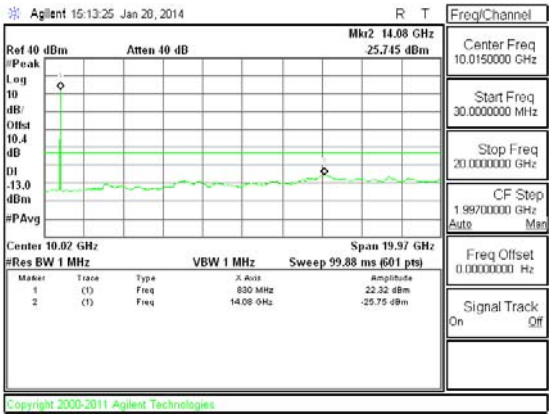 Band GSM850 EGPRS CSE Mid channel	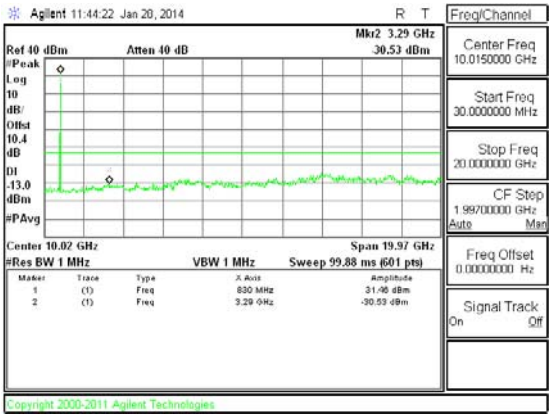 Band GSM850 GPRS CSE Mid channel

UL VERIFICATION SERVICES INC. FORM NO: CCSUP4701I
47173 BENICIA STREET, FREMONT, CA 94538, USA TEL: (510) 771-1000 FAX: (510) 661-0888

This report shall not be reproduced except in full, without the written approval of UL Verification Services Inc.

10.4. FREQUENCY STABILITY

RULE PART(S)

FCC: §2.1055, §22.355, §24.235

LIMITS

§22.355 - The carrier frequency shall not depart from the reference frequency in excess of ±2.5 ppm for mobile stations.

§24.235 - The frequency stability shall be sufficient to ensure that the fundamental emission stays within the authorized frequency block.

TEST PROCEDURE

Per KDB 971168 D01 Power Meas License Digital Systems v02r01

Frequency Stability vs Temperature:

The EUT is place inside a temperature chamber. The temperature is set to 20ºC and allowed to stabilize. After sufficient soak time, the transmitting frequency error is measured. The temperature is increased by 10 degrees, allowed to stabilize and soak, and then the measurement is repeated. This is repeated until +50ºC is reached. Reference power supply voltage for these tests is 3.7Vdc.

Frequency Stability vs Voltage:

The peak frequency error is recorded (worst-case). The test voltage ranges from 3.50 to 4.26 VDC.

MODES TESTED

GSM 850/1900 & WCDMA B2/B5

RESULTS

See the following pages.

UL VERIFICATION SERVICES INC. FORM NO: CCSUP4701I
47173 BENICIA STREET, FREMONT, CA 94538, USA TEL: (510) 771-1000 FAX: (510) 661-0888

This report shall not be reproduced except in full, without the written approval of UL Verification Services Inc.

10.4.1. FREQUENCY STABILITY RESULTS

Band 5

Reference Frequency: Cell Mid Channel 836.6 MHz @ 20ºC Limit: +- 2.5 ppm = 2091.500 Hz				
Power Supply (Vdc)	Environment Temperature (*C)	Frequency Deviation Measureed with Time Elapse		
		(MHz)	Delta (ppm)	Limit (ppm)
3.70	50	836.600005	0.002	2.5
3.70	40	836.600008	-0.001	2.5
3.70	30	836.600006	0.001	2.5
3.70	***20***	***836.600007***	***0***	***2.5***
3.70	10	836.600005	0.002	2.5
3.70	0	836.600004	0.004	2.5
3.70	-10	836.600011	-0.005	2.5
3.70	-20	836.600014	-0.008	2.5
3.70	-30	836.600009	-0.002	2.5

Reference Frequency: Cell Mid Channel 836.6 MHz @ 20ºC Limit: +- 2.5 ppm = 2091.500 Hz				
Power Supply (Vdc)	Environment Temperature (*C)	Frequency Deviation Measureed with Time Elapse		
			Delta (ppm)	Limit (ppm)
3.70	***20***	***836.600007***	***0.00000***	***2.5***
4.20	20	836.600008	*-0.00120*	2.5
3.30	20	836.600006	*0.00120*	2.5

Band 2

UL VERIFICATION SERVICES INC. FORM NO: CCSUP4701I
47173 BENICIA STREET, FREMONT, CA 94538, USA TEL: (510) 771-1000 FAX: (510) 661-0888

This report shall not be reproduced except in full, without the written approval of UL Verification Services Inc.

Reference Frequency: PCS Mid Channel 1880MHz @ 20°C Limit: to stay +- 2.5 ppm = 4700.000 Hz				
Power Supply (Vdc)	Environment Temperature (°C)	Frequency Deviation Measureed with Time Elapse (MHz)	Delta (ppm)	Limit (ppm)
3.70	50	1880.000016	-0.001	2.5
3.70	40	1880.000018	-0.002	2.5
3.70	30	1880.000015	-0.001	2.5
3.70	***20***	***1880.000014***	***0***	***2.5***
3.70	10	1880.000012	0.001	2.5
3.70	0	1880.000013	0.001	2.5
3.70	-10	1880.00002	-0.003	2.5
3.70	-20	1880.000023	-0.005	2.5
3.70	-30	1880.000021	-0.004	2.5

Reference Frequency: PCS Mid Channel 1880 MHz @ 20°C Limit: to stay +- 2.5 ppm = 4700.000 Hz				
Power Supply (Vdc)	Environment Temperature (°C)	Frequency Deviation Measureed with Time Elapse (MHz)	Delta (ppm)	Limit (ppm)
3.70	***20***	***1880.000014***	***0***	***2.5***
4.20	20	1880.000013	*0.001*	2.5
3.30	20	1880.000017	*-0.002*	2.5

UL VERIFICATION SERVICES INC. FORM NO: CCSUP4701I
47173 BENICIA STREET, FREMONT, CA 94538, USA TEL: (510) 771-1000 FAX: (510) 661-0888

This report shall not be reproduced except in full, without the written approval of UL Verification Services Inc.

11. RADIATED TEST RESULTS

11.1. RADIATED POWER (ERP & EIRP)

RULE PART(S)

FCC: §2.1046, §22.913, §24.232

LIMITS

22.913(a) - The ERP of mobile transmitters and auxiliary test transmitters must not exceed 7 Watts.

24.232(c) - Mobile/portable stations are limited to 2 watts e.i.r.p. peak power and the equipment must employ means to limit the power to the minimum necessary for successful communications.

In addition, when the transmitter power is measured in terms of average value, the peak-to-average ratio of the power shall not exceed 13dB.

TEST PROCEDURE

ANSI / TIA / EIA 603C Clause 2.2.17

MODES TESTED

GSM850/1900 & WCDMA B2/B5

TEST RESULTS

UL VERIFICATION SERVICES INC. FORM NO: CCSUP4701I
47173 BENICIA STREET, FREMONT, CA 94538, USA TEL: (510) 771-1000 FAX: (510) 661-0888

This report shall not be reproduced except in full, without the written approval of UL Verification Services Inc.

11.1.1. ERP/EIRP Results

Band	Mode	Channel	f(MHz)	ERP / EIRP	
				dBm	mW
Band 2	REL99	9275	1852.6	22.14	163.68
		9400	1880	18.15	65.31
		9525	1907.4	20.24	105.68
	HSDPA	9275	1852.6	18.92	77.98
		9400	1880	17.68	58.61
		9525	1907.4	20.84	121.34

Band	Mode	Channel	f(MHz)	ERP / EIRP	
				dBm	mW
Band 5	REL99	4145	826.6	18.59	72.3
		4183	836.6	18.24	66.7
		4220	846.4	20.02	100.5
	HSDPA	4145	826.6	18.87	77.1
		4183	836.6	18.89	77.46
		4220	846.4	20.60	114.8

Band	Mode	Channel	f(MHz)	ERP / EIRP	
				dBm	mW
GSM1900	GPRS	512	1850.2	25.97	395.37
		661	1880	25.18	329.61
		810	1909.8	24.32	270.4
	EGPRS	512	1850.2	23.03	200.9
		661	1880	22.76	188.8
		810	1909.8	22.65	184.1

Band	Mode	Channel	f(MHz)	ERP / EIRP	
				dBm	mW
GSM850	GPRS	128	824.2	25.741	375.06
		190	836.6	26.671	464.62
		251	848.8	27.051	507.11
	EGPRS	128	824.2	23.358	216.67
		190	836.6	24.043	253.69

UL VERIFICATION SERVICES INC. FORM NO: CCSUP4701I
47173 BENICIA STREET, FREMONT, CA 94538, USA TEL: (510) 771-1000 FAX: (510) 661-0888

This report shall not be reproduced except in full, without the written approval of UL Verification Services Inc.

		251	848.8	24.61	289.07

UL VERIFICATION SERVICES INC. FORM NO: CCSUP4701I
47173 BENICIA STREET, FREMONT, CA 94538, USA TEL: (510) 771-1000 FAX: (510) 661-0888

This report shall not be reproduced except in full, without the written approval of UL Verification Services Inc.

11.1.2. ERP/EIRP Data

Band 2

HSDPA

High Frequency Fundamental Measurement
Compliance Certification Services Chamber C

Company: Samsung
Project #: 14U16931
Date: 01/24/14
Test Engineer: S. Tran
Configuration: EUT ONLY, X Position
Mode: HSDPA 1900MHz

Test Equipment:
Receiving: T119, and Chamber C SMA Cables
Substitution: Horn T711 Substitution, 4ft SMA Cable (244639001) Warehouse

f GHz	SG reading (dBm)	Ant. Pol. (H/V)	Cable Loss (dB)	Antenna Gain (dBi)	EIRP (dBm)	Limit (dBm)	Delta (dB)	Notes
Low Ch								
1.853	10.8	V	0.85	4.60	14.52	33.0	-18.5	
1.853	15.2	H	0.85	4.60	18.92	33.0	-14.1	
Mid Ch								
1.880	5.1	V	0.85	4.60	8.82	33.0	-24.2	
1.880	13.9	H	0.85	4.60	17.68	33.0	-15.3	
High Ch								
1.907	5.4	V	0.85	4.60	9.12	33.0	-23.9	
1.907	17.1	H	0.85	4.60	20.84	33.0	-12.2	

Rev. 3.17.11

UL VERIFICATION SERVICES INC. FORM NO: CCSUP4701I
47173 BENICIA STREET, FREMONT, CA 94538, USA TEL: (510) 771-1000 FAX: (510) 661-0888

This report shall not be reproduced except in full, without the written approval of UL Verification Services Inc.

Band

Band 2

REL99

High Frequency Fundamental Measurement
Compliance Certification Services Chamber C

Company: Samsung
Project #: 14U16931
Date: 01/24/14
Test Engineer: S. Tran
Configuration: EUT ONLY, X Position
Mode: REL99 1900MHz

Test Equipment:
Receiving: T119, and Chamber C SMA Cables
Substitution: Horn T711 Substitution, 4ft SMA Cable (244639001) Warehouse

f GHz	SG reading (dBm)	Ant. Pol. (H/V)	Cable Loss (dB)	Antenna Gain (dBi)	EIRP (dBm)	Limit (dBm)	Delta (dB)	Notes
Low Ch								
1.853	9.1	V	0.85	4.60	12.83	33.0	-20.2	
1.853	18.4	H	0.85	4.60	22.14	33.0	-10.9	
Mid Ch								
1.880	7.3	V	0.85	4.60	11.02	33.0	-22.0	
1.880	14.4	H	0.85	4.60	18.15	33.0	-14.9	
High Ch								
1.907	5.8	V	0.85	4.60	9.52	33.0	-23.5	
1.907	16.5	H	0.85	4.60	20.24	33.0	-12.8	

Rev. 3.17.11

UL VERIFICATION SERVICES INC. FORM NO: CCSUP4701I
47173 BENICIA STREET, FREMONT, CA 94538, USA TEL: (510) 771-1000 FAX: (510) 661-0888

This report shall not be reproduced except in full, without the written approval of UL Verification Services Inc.

Band

Band 5

HSDPA

High Frequency Substitution Measurement
Compliance Certification Services Chamber C

Company: Samsung
Project #: 14U16931
Date: 01/26/14
Test Engineer: R. Alegre
Configuration: EUT, X position
Mode: WCDMA_HSDPA_850

Test Equipment:
Receiving: Sunol T185, and 3m Chamber N-type Cable (Setup this one for testing EUT)
Substitution: Dipole S/N: 00022117, 4ft SMA Cable (SN # 245200 001) Warehouse.

f MHz	SG reading (dBm)	Ant. Pol. (H/V)	Cable Loss (dB)	Antenna Gain (dBd)	ERP (dBm)	Limit (dBm)	Margin (dB)	Notes
Low Ch								
826.40	11.14	V	0.9	0.0	10.24	38.5	-28.2	
826.40	19.77	H	0.9	0.0	18.87	38.5	-19.6	
Mid Ch								
836.60	11.39	V	0.9	0.0	10.49	38.5	-28.0	
836.60	19.79	H	0.9	0.0	18.89	38.5	-19.6	
High Ch								
846.60	12.84	V	0.9	0.0	11.94	38.5	-26.5	
846.60	21.50	H	0.9	0.0	20.60	38.5	-17.8	

Rev. 3.17.11

UL VERIFICATION SERVICES INC. FORM NO: CCSUP4701I
47173 BENICIA STREET, FREMONT, CA 94538, USA TEL: (510) 771-1000 FAX: (510) 661-0888

This report shall not be reproduced except in full, without the written approval of UL Verification Services Inc.

Band

Band 5

REL99

High Frequency Substitution Measurement
Compliance Certification Services Chamber C

Company: Samsung
Project #: 14U16931
Date: 01/26/14
Test Engineer: R. Alegre
Configuration: EUT, X position
Mode: WCDMA_Rel 99_850

Test Equipment:
Receiving: Sunol T185, and 3m Chamber N-type Cable (Setup this one for testing EUT)
Substitution: Dipole S/N: 00022117, 4ft SMA Cable (SN # 245200 001) Warehouse.

f MHz	SG reading (dBm)	Ant. Pol. (H/V)	Cable Loss (dB)	Antenna Gain (dBd)	ERP (dBm)	Limit (dBm)	Margin (dB)	Notes
Low Ch								
826.40	10.37	V	0.9	0.0	9.47	38.5	-29.0	
826.40	19.49	H	0.9	0.0	18.59	38.5	-19.9	
Mid Ch								
836.60	10.58	V	0.9	0.0	9.68	38.5	-28.8	
836.60	19.14	H	0.9	0.0	18.24	38.5	-20.2	
High Ch								
846.60	13.00	V	0.9	0.0	12.10	38.5	-26.3	
846.60	20.92	H	0.9	0.0	20.02	38.5	-18.4	

Rev. 3.17.11

UL VERIFICATION SERVICES INC. FORM NO: CCSUP4701I
47173 BENICIA STREET, FREMONT, CA 94538, USA TEL: (510) 771-1000 FAX: (510) 661-0888

This report shall not be reproduced except in full, without the written approval of UL Verification Services Inc.

Band

GSM1900

GPRS

High Frequency Fundamental Measurement
Compliance Certification Services Chamber C

Company: Samsung
Project #: 14U16931
Date: 01/24/14
Test Engineer: S. Tran
Configuration: EUT ONLY, X Position
Mode: GPRS 1900MHz

Test Equipment:
Receiving: T119, and Chamber C SMA Cables
Substitution: Horn T711 Substitution, 4ft SMA Cable (244639001) Warehouse

f GHz	SG reading (dBm)	Ant. Pol. (H/V)	Cable Loss (dB)	Antenna Gain (dBi)	EIRP (dBm)	Limit (dBm)	Delta (dB)	Notes
Low Ch								
1.850	17.0	V	0.85	4.60	20.70	33.0	-12.3	
1.850	22.2	H	0.85	4.60	25.97	33.0	-7.0	
Mid Ch								
1.880	11.9	V	0.85	4.60	15.64	33.0	-17.4	
1.880	21.4	H	0.85	4.60	25.18	33.0	-7.8	
High Ch								
1.910	10.6	V	0.85	4.60	14.33	33.0	-18.7	
1.910	20.6	H	0.85	4.60	24.32	33.0	-8.7	

Rev. 3.17.11

UL VERIFICATION SERVICES INC. FORM NO: CCSUP4701I
47173 BENICIA STREET, FREMONT, CA 94538, USA TEL: (510) 771-1000 FAX: (510) 661-0888

This report shall not be reproduced except in full, without the written approval of UL Verification Services Inc.

Band

GSM1900

EGPRS

High Frequency Fundamental Measurement
Compliance Certification Services Chamber C

Company: Samsung
Project #: 14U16931
Date: 01/31/14
Test Engineer: Charles Vergonio
Configuration: EUT ONLY, X Position
Mode: GPRS 1900MHz

Test Equipment:
Receiving: T119, and Chamber C SMA Cables
Substitution: Horn T711 Substitution, 4ft SMA Cable (244639001) Warehouse

f GHz	SG reading (dBm)	Ant. Pol. (H/V)	Cable Loss (dB)	Antenna Gain (dBi)	EIRP (dBm)	Limit (dBm)	Delta (dB)	Notes
Low Ch								
1.850	9.8	V	0.85	4.60	13.58	33.0	-19.4	
1.850	19.3	H	0.85	4.60	23.03	33.0	-10.0	
Mid Ch								
1.880	10.2	V	0.85	4.60	13.92	33.0	-19.1	
1.880	19.0	H	0.85	4.60	22.76	33.0	-10.2	
High Ch								
1.910	12.2	V	0.85	4.60	15.94	33.0	-17.1	
1.910	18.9	H	0.85	4.60	22.65	33.0	-10.4	

Rev. 3.17.11

UL VERIFICATION SERVICES INC. FORM NO: CCSUP4701I
47173 BENICIA STREET, FREMONT, CA 94538, USA TEL: (510) 771-1000 FAX: (510) 661-0888

This report shall not be reproduced except in full, without the written approval of UL Verification Services Inc.

Band

GSM850

EGPRS

High Frequency Substitution Measurement
Compliance Certification Services Chamber C

Company: Samsung
Project #: 14U16931
Date: 01/26/14
Test Engineer: R. Alegre
Configuration: X Position, EUT only
Mode: EGRPS 850MHz

Test Equipment:
Receiving: Sunol T185, and 3m Chamber N-type Cable (Setup this one for testing EUT)
Substitution: Dipole S/N: 00022117, 4ft SMA Cable (SN # 245200 001) Warehouse.

f MHz	SG reading (dBm)	Ant. Pol. (H/V)	Cable Loss (dB)	Antenna Gain (dBd)	ERP (dBm)	Limit (dBm)	Margin (dB)	Notes
Low Ch								
824.20	15.51	V	0.9	0.0	14.61	38.5	-23.8	
824.20	24.26	H	0.9	0.0	23.36	38.5	-15.1	
Mid Ch								
836.60	15.59	V	0.9	0.0	14.69	38.5	-23.8	
836.60	24.94	H	0.9	0.0	24.04	38.5	-14.4	
High Ch								
848.80	17.06	V	0.9	0.0	16.16	38.5	-22.3	
848.80	25.51	H	0.9	0.0	24.61	38.5	-13.8	

Rev. 3.17.11

UL VERIFICATION SERVICES INC. FORM NO: CCSUP4701I
47173 BENICIA STREET, FREMONT, CA 94538, USA TEL: (510) 771-1000 FAX: (510) 661-0888

This report shall not be reproduced except in full, without the written approval of UL Verification Services Inc.

Band

GSM850

GPRS

High Frequency Substitution Measurement
Compliance Certification Services Chamber C

Company: Samsung
Project #: 14U16931
Date: 01/26/14
Test Engineer: R. Alegre
Configuration: X Position, EUT only
Mode: GRPS 850MHz

Test Equipment:
Receiving: Sunol T185, and 3m Chamber N-type Cable (Setup this one for testing EUT)
Substitution: Dipole S/N: 00022117, 4ft SMA Cable (SN # 245200 001) Warehouse.

f MHz	SG reading (dBm)	Ant. Pol. (H/V)	Cable Loss (dB)	Antenna Gain (dBd)	ERP (dBm)	Limit (dBm)	Margin (dB)	Notes
Low Ch								
824.20	18.58	V	0.9	0.0	17.68	38.5	-20.8	
824.20	26.64	H	0.9	0.0	25.74	38.5	-12.7	
Mid Ch								
836.60	18.13	V	0.9	0.0	17.23	38.5	-21.2	
836.60	27.57	H	0.9	0.0	26.67	38.5	-11.8	
High Ch								
848.80	20.11	V	0.9	0.0	19.21	38.5	-19.2	
848.80	27.95	H	0.9	0.0	27.05	38.5	-11.4	

Rev. 3.17.11

UL VERIFICATION SERVICES INC. FORM NO: CCSUP4701I
47173 BENICIA STREET, FREMONT, CA 94538, USA TEL: (510) 771-1000 FAX: (510) 661-0888

This report shall not be reproduced except in full, without the written approval of UL Verification Services Inc.

11.2. FIELD STRENGTH OF SPURIOUS RADIATION

RULE PART(S)

FCC: §2.1053, §22.917, §24.238

LIMIT

§22.917 (e) and §24.238 (a): Out of band emissions. The power of any emission outside of the authorized operating frequency ranges must be attenuated below the transmitting power (P) by a factor of at least 43 + 10 log (P) dB

TEST PROCEDURE

For Cellular equipment - Compliance with these rules is based on the use of measurement instrumentation employing a resolution bandwidth of 100 kHz or greater. In the 1 MHz bands immediately outside and adjacent to the frequency block a resolution bandwidth of at least one percent of the emission bandwidth of the fundamental emission of the transmitter may be employed. A narrower resolution bandwidth is permitted in all cases to improve measurement accuracy provided the measured power is integrated over the full required measurement bandwidth (i.e. 100 kHz or 1 percent of emission bandwidth, as specified). The emission bandwidth is defined as the width of the signal between two points, one below the carrier center frequency and one above the carrier center frequency, outside of which all emissions are attenuated at least 26 dB below the transmitter power.

For PCS equipment - Compliance with these rules is based on the use of measurement instrumentation employing a resolution bandwidth of 1 MHz or greater. However, in the 1 MHz bands immediately outside and adjacent to the frequency block a resolution bandwidth of at least one percent of the emission bandwidth of the fundamental emission of the transmitter may be employed. A narrower resolution bandwidth is permitted in all cases to improve measurement accuracy provided the measured power is integrated over the full required measurement bandwidth (i.e. 1 MHz or 1 percent of emission bandwidth, as specified). The emission bandwidth is defined as the width of the signal between two points, one below the carrier center frequency and one above the carrier center frequency, outside of which all emissions are attenuated at least 26 dB below the transmitter power.

MODES TESTED

GSM850/1900 & WCDMA B2/B5

RESULTS

UL VERIFICATION SERVICES INC. FORM NO: CCSUP4701I
47173 BENICIA STREET, FREMONT, CA 94538, USA TEL: (510) 771-1000 FAX: (510) 661-0888

This report shall not be reproduced except in full, without the written approval of UL Verification Services Inc.

11.2.1. SPURIOUS RADIATION PLOTS

Band

Band 2

HSDPA

Compliance Certification Services
Above 1GHz High Frequency Substitution Measurement

Company: Samsung
Project #: 14U16931
Date: 01/27/14
Test Engineer: R. Alegre
Configuration: X Position, AC Charger
Mode: WCDMA_HSDPA 1900

Chamber	Pre-amplifer	Filter	Limit
3m Chamber	T343 8449B	Filter 1	Part 24

f GHz	SG reading (dBm)	Ant. Pol. (H/V)	Distance (m)	Preamp (dB)	Filter (dB)	EIRP (dBm)	Limit (dBm)	Delta (dB)	Notes
Low Ch, 1852.4MHz									
3.705	-24.4	V	3.0	35.4	1.0	-58.8	-13.0	-45.8	
5.557	-22.4	V	3.0	34.7	1.0	-56.1	-13.0	-43.1	
7.409	-18.1	V	3.0	34.9	1.0	-52.0	-13.0	-39.0	
3.705	-25.1	H	3.0	35.4	1.0	-59.5	-13.0	-46.5	
5.557	-19.4	H	3.0	34.7	1.0	-53.2	-13.0	-40.2	
7.409	-17.9	H	3.0	34.9	1.0	-51.8	-13.0	-38.8	
Mid Ch, 1880.0MHz									
3.760	-24.7	V	3.0	35.3	1.0	-59.0	-13.0	-46.0	
5.640	-21.9	V	3.0	34.7	1.0	-55.6	-13.0	-42.6	
7.520	-18.1	V	3.0	34.9	1.0	-52.0	-13.0	-39.0	
3.760	-23.3	H	3.0	35.3	1.0	-57.7	-13.0	-44.7	
5.640	-21.1	H	3.0	34.7	1.0	-54.8	-13.0	-41.8	
7.520	-16.6	H	3.0	34.9	1.0	-50.5	-13.0	-37.5	
High Ch, 1907.6 MHz									
3.820	-24.5	V	3.0	35.3	1.0	-58.8	-13.0	-45.8	
5.723	-21.9	V	3.0	34.7	1.0	-55.7	-13.0	-42.7	
7.630	-17.9	V	3.0	34.9	1.0	-51.8	-13.0	-38.8	
3.820	-23.8	H	3.0	35.3	1.0	-58.0	-13.0	-45.0	
5.723	-21.4	H	3.0	34.7	1.0	-55.1	-13.0	-42.1	
7.630	-17.0	H	3.0	34.9	1.0	-50.9	-13.0	-37.9	

Rev. 03.03.09
Note: No other emissions were detected above the system noise floor.

UL VERIFICATION SERVICES INC. FORM NO: CCSUP4701I
47173 BENICIA STREET, FREMONT, CA 94538, USA TEL: (510) 771-1000 FAX: (510) 661-0888

This report shall not be reproduced except in full, without the written approval of UL Verification Services Inc.

Band

Band 2

REL99

Compliance Certification Services
Above 1GHz High Frequency Substitution Measurement

Company: Samsung
Project #: 14U16931
Date: 01/27/14
Test Engineer: R. Alegre
Configuration: X Position, AC Charger
Mode: WCDMA_REL_99 1900

Chamber	Pre-amplifer	Filter	Limit
3m Chamber	T343 8449B	Filter 1	Part 24

f GHz	SG reading (dBm)	Ant. Pol. (H/V)	Distance (m)	Preamp (dB)	Filter (dB)	EIRP (dBm)	Limit (dBm)	Delta (dB)	Notes
Low Ch, 1852.4MHz									
3.705	-25.2	V	3.0	35.4	1.0	-59.6	-13.0	-46.6	
5.557	-22.5	V	3.0	34.7	1.0	-56.2	-13.0	-43.2	
7.409	-17.9	V	3.0	34.9	1.0	-51.8	-13.0	-38.8	
3.705	-25.0	H	3.0	35.4	1.0	-59.4	-13.0	-46.4	
5.557	-21.2	H	3.0	34.7	1.0	-54.9	-13.0	-41.9	
7.409	-17.1	H	3.0	34.9	1.0	-51.1	-13.0	-38.1	
Mid Ch, 1880.0MHz									
3.760	-24.2	V	3.0	35.3	1.0	-58.5	-13.0	-45.5	
5.640	-21.6	V	3.0	34.7	1.0	-55.4	-13.0	-42.4	
7.520	-18.1	V	3.0	34.9	1.0	-52.0	-13.0	-39.0	
3.760	-24.4	H	3.0	35.3	1.0	-58.7	-13.0	-45.7	
5.640	-19.8	H	3.0	34.7	1.0	-53.5	-13.0	-40.5	
7.520	-18.2	H	3.0	34.9	1.0	-52.2	-13.0	-39.2	
High Ch, 1907.6 MHz									
3.820	-24.7	V	3.0	35.3	1.0	-59.0	-13.0	-46.0	
5.723	-21.9	V	3.0	34.7	1.0	-55.6	-13.0	-42.6	
7.630	-16.9	V	3.0	34.9	1.0	-50.9	-13.0	-37.9	
3.820	-24.7	H	3.0	35.3	1.0	-59.0	-13.0	-46.0	
5.723	-20.9	H	3.0	34.7	1.0	-54.6	-13.0	-41.6	
7.630	-16.5	H	3.0	34.9	1.0	-50.4	-13.0	-37.4	

Rev. 03.03.09
Note: No other emissions were detected above the system noise floor.

UL VERIFICATION SERVICES INC. FORM NO: CCSUP4701I
47173 BENICIA STREET, FREMONT, CA 94538, USA TEL: (510) 771-1000 FAX: (510) 661-0888

This report shall not be reproduced except in full, without the written approval of UL Verification Services Inc.

Band

Band 5

HSDPA

Compliance Certification Services
Above 1GHz High Frequency Substitution Measurement

Company:	Samsung
Project #:	14U16931
Date:	01/27/14
Test Engineer:	R. Alegre
Configuration:	X Position, AC Charger
Mode:	WCDMA_HSDPA_ 850

Chamber	Pre-amplifer	Filter	Limit
3m Chamber	T34 8449B	Filter 1	Part 24

f GHz	SG reading (dBm)	Ant. Pol. (H/V)	Distance (m)	Preamp (dB)	Filter (dB)	EIRP (dBm)	Limit (dBm)	Delta (dB)	Notes
Low Ch, 826.40MHz									
1.652	-30.4	V	3.0	37.4	1.0	-66.8	-13.0	-53.8	
2.479	-25.0	V	3.0	36.4	1.0	-60.4	-13.0	-47.4	
3.306	-24.6	V	3.0	35.8	1.0	-59.4	-13.0	-46.4	
1.652	-31.2	H	3.0	37.4	1.0	-67.5	-13.0	-54.5	
2.479	-28.1	H	3.0	36.4	1.0	-63.5	-13.0	-50.5	
3.306	-25.4	H	3.0	35.8	1.0	-60.1	-13.0	-47.1	
Mid Ch, 836.6MHz									
1.673	-30.4	V	3.0	37.3	1.0	-66.7	-13.0	-53.7	
2.510	-26.9	V	3.0	36.4	1.0	-62.2	-13.0	-49.2	
3.346	-25.7	V	3.0	35.8	1.0	-60.4	-13.0	-47.4	
1.673	-33.0	H	3.0	37.3	1.0	-69.3	-13.0	-56.3	
2.510	-27.8	H	3.0	36.4	1.0	-63.2	-13.0	-50.2	
3.346	-25.1	H	3.0	35.8	1.0	-59.9	-13.0	-46.9	
High Ch, 846.6MHz									
1.693	-30.3	V	3.0	37.3	1.0	-66.6	-13.0	-53.6	
2.539	-25.8	V	3.0	36.3	1.0	-61.1	-13.0	-48.1	
3.386	-25.2	V	3.0	35.7	1.0	-59.9	-13.0	-46.9	
1.693	-29.8	H	3.0	37.3	1.0	-66.1	-13.0	-53.1	
2.539	-28.7	H	3.0	36.3	1.0	-64.0	-13.0	-51.0	
3.386	-25.4	H	3.0	35.7	1.0	-60.1	-13.0	-47.1	

Rev. 03.03.09
Note: No other emissions were detected above the system noise floor.

UL VERIFICATION SERVICES INC. FORM NO: CCSUP4701I
47173 BENICIA STREET, FREMONT, CA 94538, USA TEL: (510) 771-1000 FAX: (510) 661-0888

This report shall not be reproduced except in full, without the written approval of UL Verification Services Inc.

Band

Band 5

REL99

Compliance Certification Services
Above 1GHz High Frequency Substitution Measurement

Company: Samsung
Project #: 14U16931
Date: 01/27/14
Test Engineer: R. Alegre
Configuration: X Position, AC Charger
Mode: WCDMA_REL 99_ 850

Chamber	Pre-amplifer	Filter	Limit
3m Chamber	T34 8449B	Filter 1	Part 24

f GHz	SG reading (dBm)	Ant. Pol. (H/V)	Distance (m)	Preamp (dB)	Filter (dB)	EIRP (dBm)	Limit (dBm)	Delta (dB)	Notes
Low Ch, 826.40MHz									
1.652	-31.1	V	3.0	37.4	1.0	-67.5	-13.0	-54.5	
2.479	-27.8	V	3.0	36.4	1.0	-63.2	-13.0	-50.2	
3.306	-25.6	V	3.0	35.8	1.0	-60.4	-13.0	-47.4	
1.652	-30.9	H	3.0	37.4	1.0	-67.3	-13.0	-54.3	
2.479	-28.0	H	3.0	36.4	1.0	-63.4	-13.0	-50.4	
3.306	-25.8	H	3.0	35.8	1.0	-60.6	-13.0	-47.6	
Mid Ch, 836.6MHz									
1.673	-30.4	V	3.0	37.3	1.0	-66.8	-13.0	-53.8	
2.510	-27.1	V	3.0	36.4	1.0	-62.5	-13.0	-49.5	
3.346	-25.7	V	3.0	35.8	1.0	-60.5	-13.0	-47.5	
1.673	-29.7	H	3.0	37.3	1.0	-66.0	-13.0	-53.0	
2.510	-27.7	H	3.0	36.4	1.0	-63.1	-13.0	-50.1	
3.346	-25.8	H	3.0	35.8	1.0	-60.5	-13.0	-47.5	
High Ch, 846.6MHz									
1.693	-30.3	V	3.0	37.3	1.0	-66.6	-13.0	-53.6	
2.539	-27.8	V	3.0	36.3	1.0	-63.1	-13.0	-50.1	
3.386	-25.0	V	3.0	35.7	1.0	-59.7	-13.0	-46.7	
1.693	-30.6	H	3.0	37.3	1.0	-66.9	-13.0	-53.9	
2.539	-28.6	H	3.0	36.3	1.0	-63.9	-13.0	-50.9	
3.386	-25.6	H	3.0	35.7	1.0	-60.3	-13.0	-47.3	

Rev. 03.03.09
Note: No other emissions were detected above the system noise floor.

UL VERIFICATION SERVICES INC. FORM NO: CCSUP4701I
47173 BENICIA STREET, FREMONT, CA 94538, USA TEL: (510) 771-1000 FAX: (510) 661-0888

This report shall not be reproduced except in full, without the written approval of UL Verification Services Inc.

Compliance Certification Services
Above 1GHz High Frequency Substitution Measurement

Company: Samsung
Project #: 14U16931
Date: 01/27/14
Test Engineer: R. Alegre
Configuration: X Position, AC Charger
Mode: EGPRS 1900

Chamber	Pre-amplifer	Filter	Limit
3m Chamber	T343 8449B	Filter 1	Part 24

Band

GSM1900

EGPRS

f GHz	SG reading (dBm)	Ant. Pol. (H/V)	Distance (m)	Preamp (dB)	Filter (dB)	EIRP (dBm)	Limit (dBm)	Delta (dB)	Notes
Low Ch, 1850.2MHz									
3.700	-22.2	V	3.0	35.4	1.0	-56.6	-13.0	-43.6	
5.550	-21.4	V	3.0	34.7	1.0	-55.1	-13.0	-42.1	
7.400	-18.0	V	3.0	34.9	1.0	-52.0	-13.0	-39.0	
3.700	-24.4	H	3.0	35.4	1.0	-58.8	-13.0	-45.8	
5.550	-21.8	H	3.0	34.7	1.0	-55.5	-13.0	-42.5	
7.400	-17.2	H	3.0	34.9	1.0	-51.1	-13.0	-38.1	
Mid Ch, 1880.0MHz									
3.760	-23.3	V	3.0	35.3	1.0	-57.7	-13.0	-44.7	
5.640	-22.2	V	3.0	34.7	1.0	-55.9	-13.0	-42.9	
7.520	-18.0	V	3.0	34.9	1.0	-51.9	-13.0	-38.9	
3.760	-24.8	H	3.0	35.3	1.0	-59.2	-13.0	-46.2	
5.640	-21.2	H	3.0	34.7	1.0	-54.9	-13.0	-41.9	
7.520	-17.3	H	3.0	34.9	1.0	-51.2	-13.0	-38.2	
High Ch, 1909.8 MHz									
3.820	-23.3	V	3.0	35.3	1.0	-57.6	-13.0	-44.6	
5.729	-20.2	V	3.0	34.7	1.0	-53.9	-13.0	-40.9	
7.640	-17.8	V	3.0	35.0	1.0	-51.8	-13.0	-38.8	
3.820	-25.3	H	3.0	35.3	1.0	-59.6	-13.0	-46.6	
5.729	-21.9	H	3.0	34.7	1.0	-55.6	-13.0	-42.6	
7.640	-17.1	H	3.0	35.0	1.0	-51.1	-13.0	-38.1	

Rev. 03.03.09
Note: No other emissions were detected above the system noise floor.

UL VERIFICATION SERVICES INC. FORM NO: CCSUP4701I
47173 BENICIA STREET, FREMONT, CA 94538, USA TEL: (510) 771-1000 FAX: (510) 661-0888

This report shall not be reproduced except in full, without the written approval of UL Verification Services Inc.

Compliance Certification Services
Above 1GHz High Frequency Substitution Measurement

Company: Samsung
Project #: 14U16931
Date: 01/27/14
Test Engineer: R. Alegre
Configuration: X Position, AC Charger
Mode: GPRS 1900

Chamber	Pre-amplifer	Filter	Limit
3m Chamber	T343 8449B	Filter 1	Part 24

Band

GSM1900

GPRS

f GHz	SG reading (dBm)	Ant. Pol. (H/V)	Distance (m)	Preamp (dB)	Filter (dB)	EIRP (dBm)	Limit (dBm)	Delta (dB)	Notes
Low Ch, 1850.2MHz									
3.700	-22.7	V	3.0	35.4	1.0	-57.1	-13.0	-44.1	
5.550	-19.4	V	3.0	34.7	1.0	-53.2	-13.0	-40.2	
7.400	-17.7	V	3.0	34.9	1.0	-51.6	-13.0	-38.6	
3.700	-23.9	H	3.0	35.4	1.0	-58.3	-13.0	-45.3	
5.550	-21.9	H	3.0	34.7	1.0	-55.6	-13.0	-42.6	
7.400	-16.9	H	3.0	34.9	1.0	-50.8	-13.0	-37.8	
Mid Ch, 1880.0MHz									
3.760	-21.2	V	3.0	35.3	1.0	-55.6	-13.0	-42.6	
5.640	-19.5	V	3.0	34.7	1.0	-53.2	-13.0	-40.2	
7.520	-17.9	V	3.0	34.9	1.0	-51.9	-13.0	-38.9	
3.760	-22.9	H	3.0	35.3	1.0	-57.2	-13.0	-44.2	
5.640	-21.3	H	3.0	34.7	1.0	-55.0	-13.0	-42.0	
7.520	-13.8	H	3.0	34.9	1.0	-47.7	-13.0	-34.7	
High Ch, 1909.8 MHz									
3.820	-23.8	V	3.0	35.3	1.0	-58.1	-13.0	-45.1	
5.729	-18.4	V	3.0	34.7	1.0	-52.2	-13.0	-39.2	
7.640	-17.0	V	3.0	35.0	1.0	-50.9	-13.0	-37.9	
3.820	-24.6	H	3.0	35.3	1.0	-58.9	-13.0	-45.9	
5.729	-20.9	H	3.0	34.7	1.0	-54.6	-13.0	-41.6	
7.640	-15.6	H	3.0	35.0	1.0	-49.6	-13.0	-36.6	

Rev. 03.03.09
Note: No other emissions were detected above the system noise floor.

UL VERIFICATION SERVICES INC. FORM NO: CCSUP4701I
47173 BENICIA STREET, FREMONT, CA 94538, USA TEL: (510) 771-1000 FAX: (510) 661-0888

This report shall not be reproduced except in full, without the written approval of UL Verification Services Inc.

Band
GSM850
EGPRS

Compliance Certification Services
Above 1GHz High Frequency Substitution Measurement

Company: Samsung
Project #: 14U16931
Date: 01/27/14
Test Engineer: R. Alegre
Configuration: X Position, AC Charger
Mode: EGPRS 850

Chamber	Pre-amplifer	Filter	Limit
3m Chamber	T34 8449B	Filter 1	Part 24

f GHz	SG reading (dBm)	Ant. Pol. (H/V)	Distance (m)	Preamp (dB)	Filter (dB)	EIRP (dBm)	Limit (dBm)	Delta (dB)	Notes
Low Ch, 824.2MHz									
1.648	-31.6	V	3.0	37.4	1.0	-68.0	-13.0	-55.0	
2.473	-24.5	V	3.0	36.4	1.0	-59.9	-13.0	-46.9	
3.297	-25.5	V	3.0	35.8	1.0	-60.3	-13.0	-47.3	
1.648	-27.2	H	3.0	37.4	1.0	-63.5	-13.0	-50.5	
2.473	-26.5	H	3.0	36.4	1.0	-61.9	-13.0	-48.9	
3.297	-25.6	H	3.0	35.8	1.0	-60.4	-13.0	-47.4	
Mid Ch, 836.6MHz									
1.673	-30.5	V	3.0	37.3	1.0	-66.8	-13.0	-53.8	
2.510	-26.5	V	3.0	36.4	1.0	-61.9	-13.0	-48.9	
3.346	-25.4	V	3.0	35.8	1.0	-60.1	-13.0	-47.1	
1.673	-30.4	H	3.0	37.3	1.0	-66.7	-13.0	-53.7	
2.510	-28.0	H	3.0	36.4	1.0	-63.4	-13.0	-50.4	
3.346	-25.6	H	3.0	35.8	1.0	-60.4	-13.0	-47.4	
High Ch, 848.8MHz									
1.698	-30.7	V	3.0	37.3	1.0	-67.0	-13.0	-54.0	
2.547	-27.2	V	3.0	36.3	1.0	-62.6	-13.0	-49.6	
3.395	-25.1	V	3.0	35.7	1.0	-59.8	-13.0	-46.8	
1.698	-27.8	H	3.0	37.3	1.0	-64.1	-13.0	-51.1	
2.547	-27.8	H	3.0	36.3	1.0	-63.1	-13.0	-50.1	
3.395	-24.9	H	3.0	35.7	1.0	-59.6	-13.0	-46.6	

Rev. 03.03.09
Note: No other emissions were detected above the system noise floor.

UL VERIFICATION SERVICES INC. FORM NO: CCSUP4701I
47173 BENICIA STREET, FREMONT, CA 94538, USA TEL: (510) 771-1000 FAX: (510) 661-0888

This report shall not be reproduced except in full, without the written approval of UL Verification Services Inc.

Band
GSM850
GPRS

Compliance Certification Services
Above 1GHz High Frequency Substitution Measurement

Company: Samsung
Project #: 14U16931
Date: 01/27/14
Test Engineer: R. Alegre
Configuration: X Position, AC Charger
Mode: GPRS 850

Chamber	Pre-amplifer	Filter	Limit
3m Chamber	T34 8449B	Filter 1	Part 24

f GHz	SG reading (dBm)	Ant. Pol. (H/V)	Distance (m)	Preamp (dB)	Filter (dB)	EIRP (dBm)	Limit (dBm)	Delta (dB)	Notes
Low Ch, 824.2MHz									
1.648	-31.5	V	3.0	37.4	1.0	-67.8	-13.0	-54.8	
2.473	-21.3	V	3.0	36.4	1.0	-56.7	-13.0	-43.7	
3.297	-25.5	V	3.0	35.8	1.0	-60.3	-13.0	-47.3	
1.648	-27.3	H	3.0	37.4	1.0	-63.7	-13.0	-50.7	
2.473	-26.9	H	3.0	36.4	1.0	-62.3	-13.0	-49.3	
3.297	-22.3	H	3.0	35.8	1.0	-57.1	-13.0	-44.1	
Mid Ch, 836.6MHz									
1.673	-25.2	V	3.0	37.3	1.0	-61.5	-13.0	-48.5	
2.510	-25.0	V	3.0	36.4	1.0	-60.3	-13.0	-47.3	
3.346	-22.7	V	3.0	35.8	1.0	-57.4	-13.0	-44.4	
1.673	-29.9	H	3.0	37.3	1.0	-66.3	-13.0	-53.3	
2.510	-28.2	H	3.0	36.4	1.0	-63.6	-13.0	-50.6	
3.346	-26.1	H	3.0	35.8	1.0	-60.8	-13.0	-47.8	
High Ch, 848.8MHz									
1.698	-29.8	V	3.0	37.3	1.0	-66.1	-13.0	-53.1	
2.547	-27.5	V	3.0	36.3	1.0	-62.8	-13.0	-49.8	
3.395	-24.8	V	3.0	35.7	1.0	-59.5	-13.0	-46.5	
1.698	-27.1	H	3.0	37.3	1.0	-63.4	-13.0	-50.4	
2.547	-28.8	H	3.0	36.3	1.0	-64.2	-13.0	-51.2	
3.395	-25.4	H	3.0	35.7	1.0	-60.1	-13.0	-47.1	

Rev. 03.03.09
Note: No other emissions were detected above the system noise floor.

UL VERIFICATION SERVICES INC. FORM NO: CCSUP4701I
47173 BENICIA STREET, FREMONT, CA 94538, USA TEL: (510) 771-1000 FAX: (510) 661-0888

This report shall not be reproduced except in full, without the written approval of UL Verification Services Inc.