HIGH CHANNEL HORIZONTAL

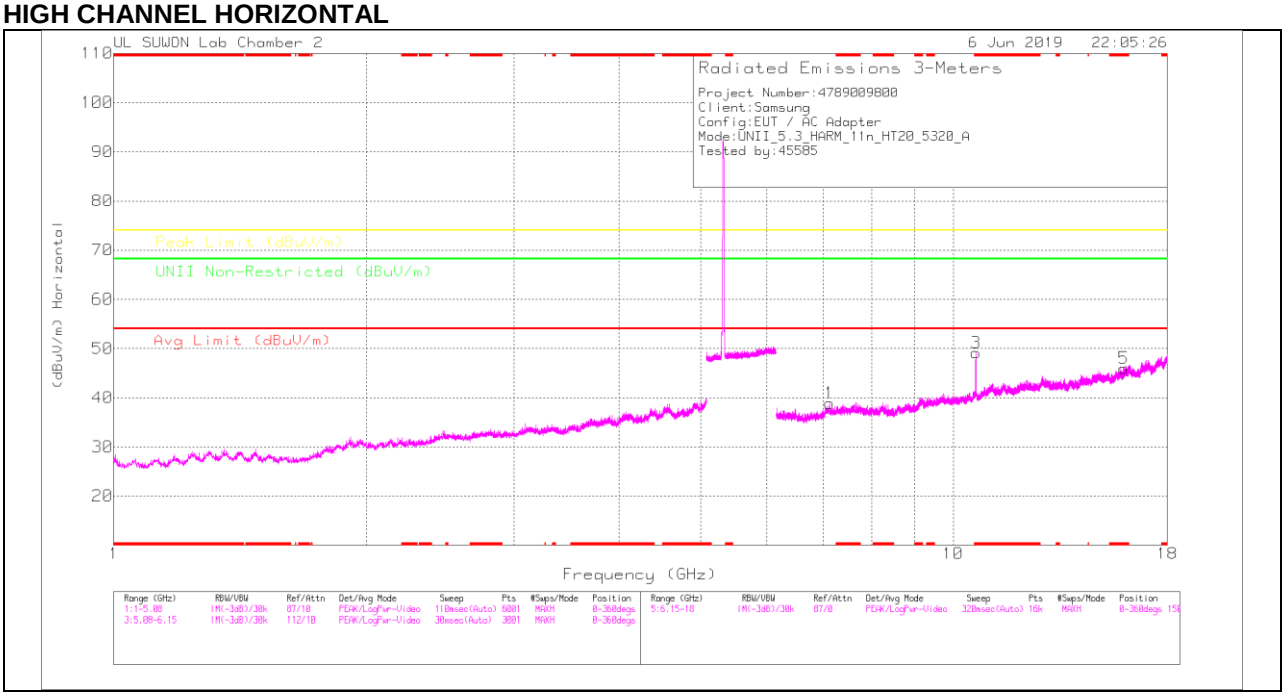

HIGH CHANNEL VERTICAL

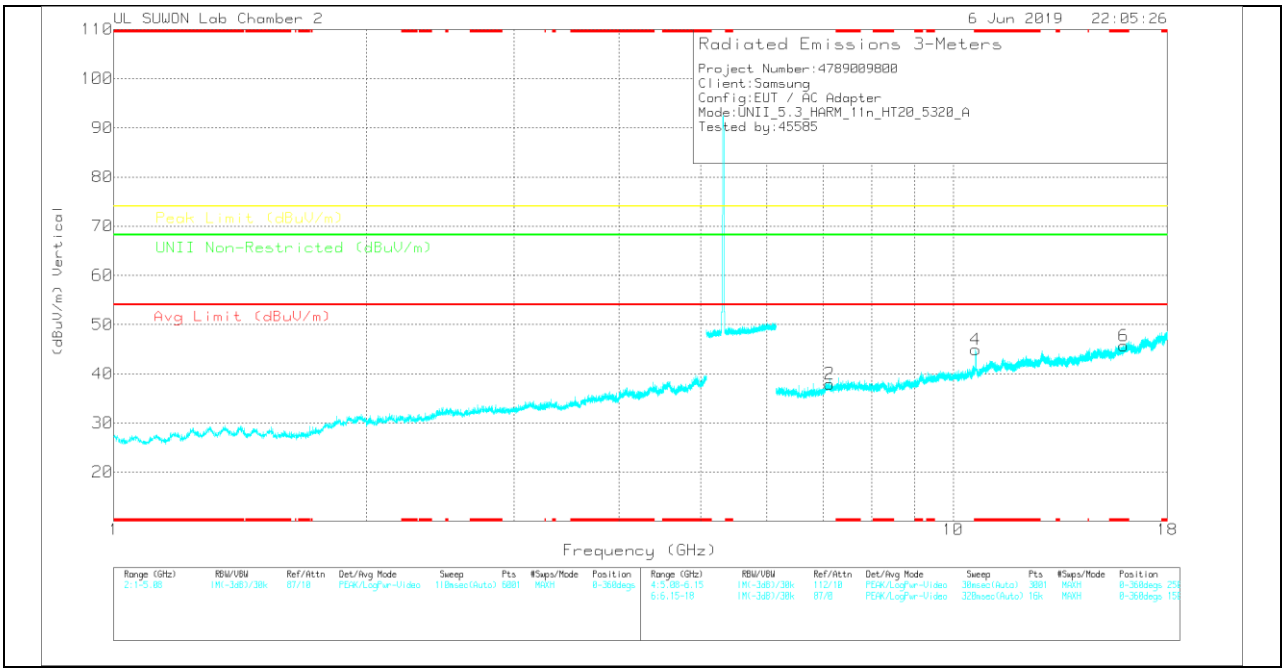

Note: Emission was scanned up to 40GHz; No emissions were detected above the noise floor which was at least 20dB below the specification limit.

UL Korea, Ltd. Confidential
This report shall not be reproduced except in full, without the written approval of UL Korea, Ltd.

HIGH CHANNEL DATA

Trace Markers

Marker	Frequency (GHz)	Meter Reading (dBuV)	Det	3117_00168724	6GHz_HP[dB]	DC Corr (dB)	Corrected Reading (dBuV/m)	Avg Limit (dBuV/m)	Margin (dB)	Peak Limit (dBuV/m)	Margin (dB)	UNII Non-Restricted (dBuV/m)	Margin (dB)	Azimuth (Degs)	Height (cm)	Polarity
1	7.12	26.67	PK	36	-23.8	0	38.87	-	-	-	-	68.2	-29.33	0-360	150	H
3	* 10.642	31.04	PK	37.8	-19.7	0	49.14	-	-	74	-24.86	-	-	0-360	250	H
5	* 15.962	25.07	PK	40.5	-19.6	0	45.97	-	-	74	-28.03	-	-	0-360	250	H
2	7.122	25.73	PK	36	-23.8	0	37.93	-	-	-	-	68.2	-30.27	0-360	250	V
4	* 10.639	26.71	PK	37.8	-19.6	0	44.91	-	-	74	-29.09	-	-	0-360	150	V
6	* 15.963	24.65	PK	40.6	-19.6	0	45.65	-	-	74	-28.35	-	-	0-360	150	V

* - indicates frequency in CFR47 Pt 15 / IC RSS-Restricted Band
PK – Peak Detector

Radiated Emissions

Frequency (GHz)	Meter Reading (dBuV)	Det	3117_00168724	6GHz_HP[dB]	DC Corr (dB)	Corrected Reading (dBuV/m)	Avg Limit (dBuV/m)	Margin (dB)	Peak Limit (dBuV/m)	Margin (dB)	UNII Non-Restricted (dBuV/m)	Margin (dB)	Azimuth (Degs)	Height (cm)	Polarity
* 10.643	43.92	PK-U	37.8	-19.7	0	62.02	-	-	74	-11.98	-	-	156	252	H
* 10.64	30.44	ADR	37.8	-19.6	0	48.64	54	-5.36	-	-	-	-	156	252	H
* 10.642	38.91	PK-U	37.8	-19.7	0	57.01	-	-	74	-16.99	-	-	170	137	V
* 10.64	26.38	ADR	37.8	-19.6	0	44.58	54	-9.42	-	-	-	-	170	137	V

* - indicates frequency in CFR47 Pt 15 / IC RSS-Restricted Band
PK-U - U-NII: Maximum Peak
ADR - U-NII AD primary method, RMS average

UL Korea, Ltd. Suwon Laboratory FORM ID: FCC_15E
218 Maeyeong-ro, Yeongtong-gu, Suwon-si, Gyeonggi-do, 16675 Korea TEL: (031) 337-9902,FAX: (031) 213-5433
UL Korea, Ltd. Confidential
This report shall not be reproduced except in full, without the written approval of UL Korea, Ltd.

11.2.3.TX ABOVE 1GHz 802.11n HT40 2Tx CDD MODE IN THE 5.3GHz BAND

AUTHORIZED BANDEDGE (HIGH CHANNEL)

HORIZONTAL PEAK AND AVERAGE DATA

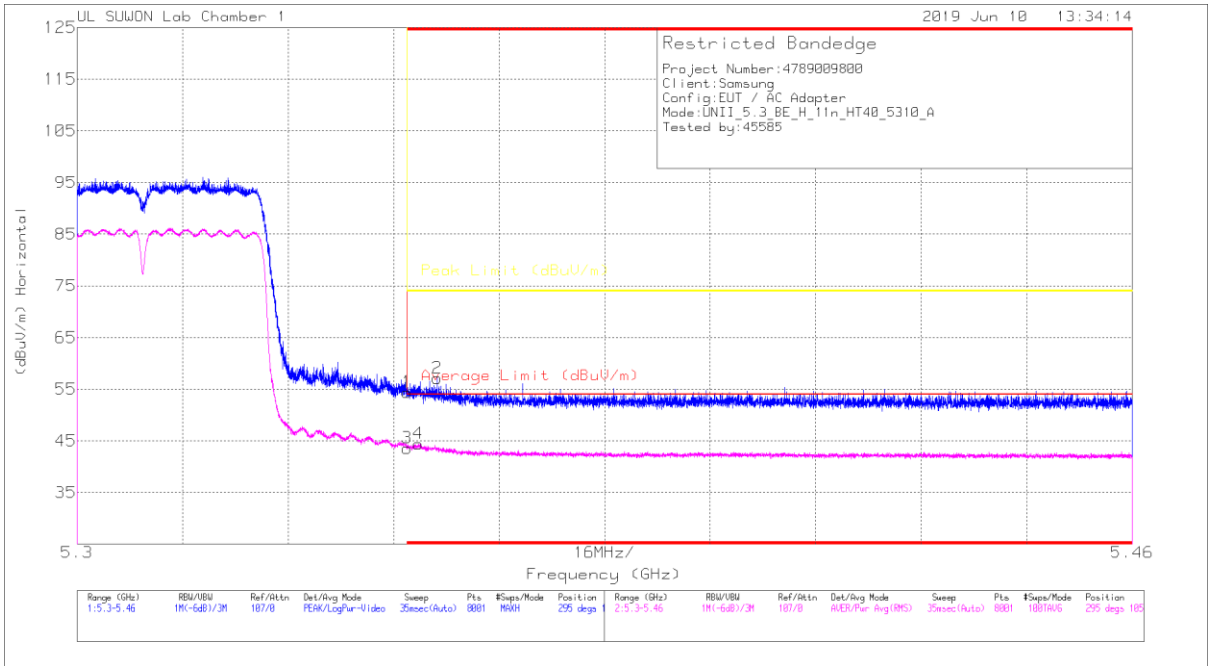

Trace Markers

Marker	Frequency (GHz)	Meter Reading (dBuV)	Det	3117_00168717	10dB[dB]	DC Corr (dB)	Corrected Reading (dBuV/m)	Average Limit (dBuV/m)	Margin (dB)	Peak Limit (dBuV/m)	PK Margin (dB)	Azimuth (Degs)	Height (cm)	Polarity
1	* 5.35002	41.3	Pk	34.7	-21.6	0	54.4	-	-	74	-19.6	295	105	H
2	* 5.35462	44.04	Pk	34.7	-21.6	0	57.14	-	-	74	-16.86	295	105	H
3	* 5.35002	30.6	RMS	34.7	-21.7	0	43.6	54	-10.4	-	-	295	105	H
4	* 5.35174	31.46	RMS	34.7	-21.7	0	44.46	54	-9.54	-	-	295	105	H

* - indicates frequency in CFR47 Pt 15 / IC RSS-Restricted Band
Pk - Peak detector
RMS - RMS detection

UL Korea, Ltd. Confidential
This report shall not be reproduced except in full, without the written approval of UL Korea, Ltd.

VERTICAL PEAK AND AVERAGE DATA

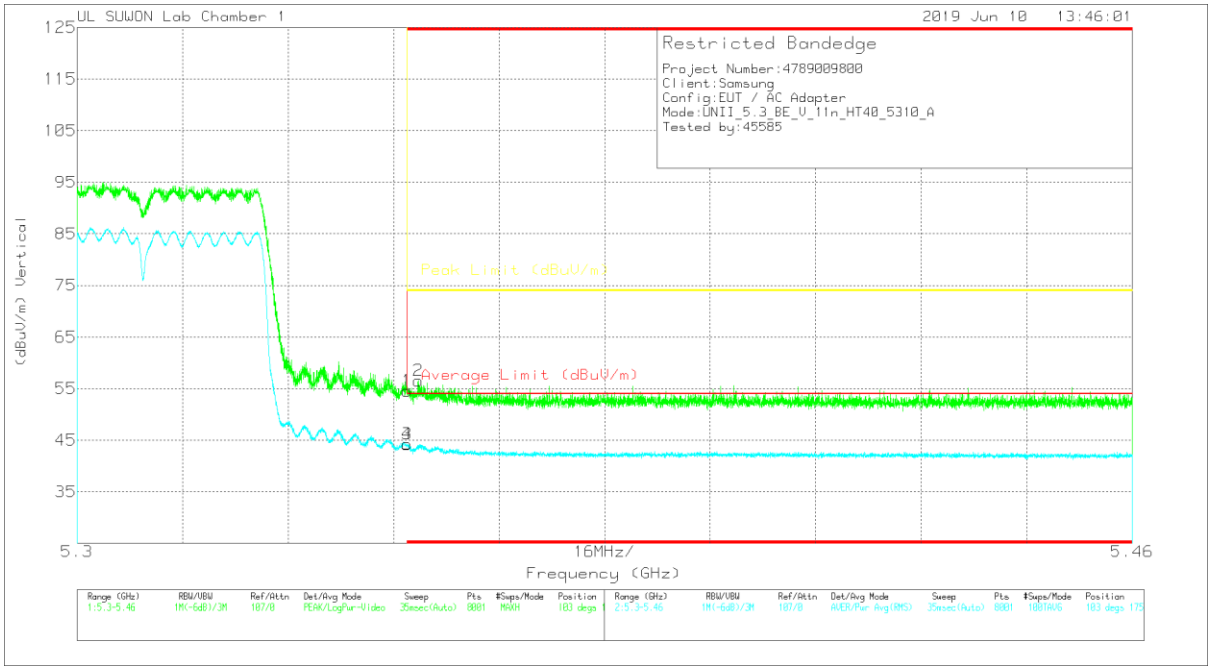

Trace Markers

Marker	Frequency (GHz)	Meter Reading (dBuV)	Det	3117_00168717	10dB[dB]	DC Corr (dB)	Corrected Reading (dBuV/m)	Average Limit (dBuV/m)	Margin (dB)	Peak Limit (dBuV/m)	PK Margin (dB)	Azimuth (Degs)	Height (cm)	Polarity
1	* 5.35002	41.47	Pk	34.7	-21.6	0	54.57	-	-	74	-19.43	103	175	V
2	* 5.35172	43.42	Pk	34.7	-21.6	0	56.52	-	-	74	-17.48	103	175	V
3	* 5.35002	31.23	RMS	34.7	-21.7	0	44.23	54	-9.77	-	-	103	175	V
4	* 5.35004	31.28	RMS	34.7	-21.7	0	44.28	54	-9.72	-	-	103	175	V

* - indicates frequency in CFR47 Pt 15 / IC RSS-Restricted Band
Pk - Peak detector
RMS - RMS detection

UL Korea, Ltd. Confidential
This report shall not be reproduced except in full, without the written approval of UL Korea, Ltd.

HARMONICS AND SPURIOUS EMISSIONS

LOW CHANNEL HORIZONTAL

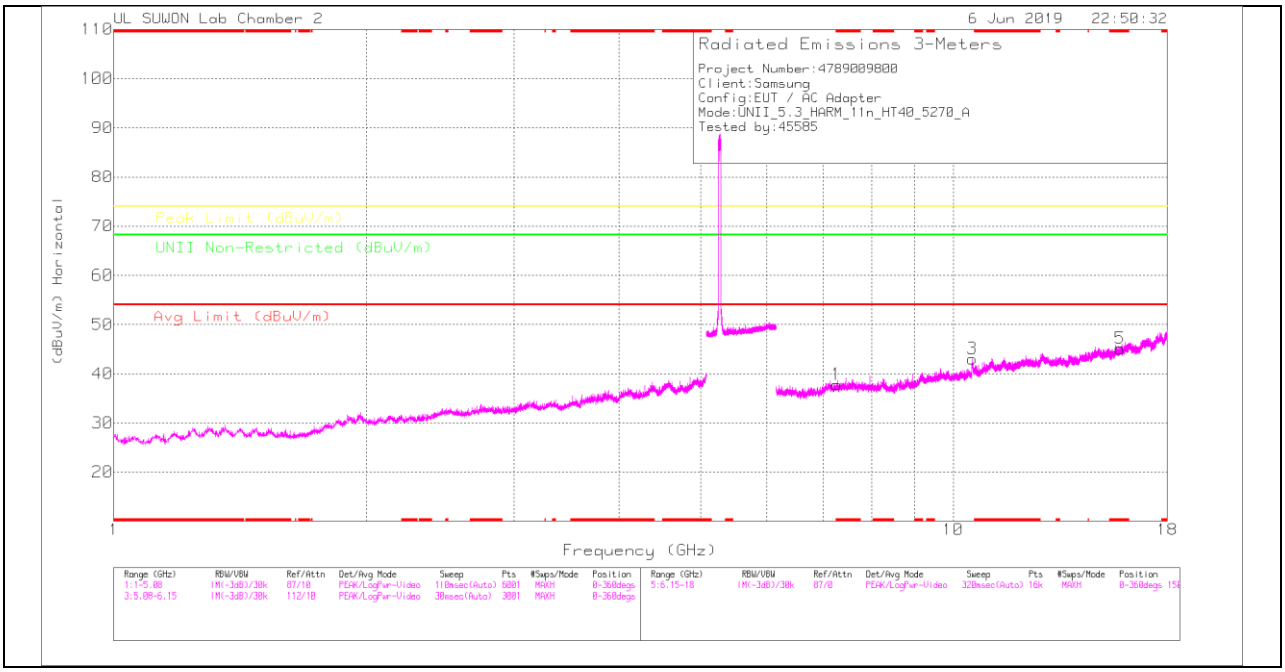

LOW CHANNEL VERTICAL

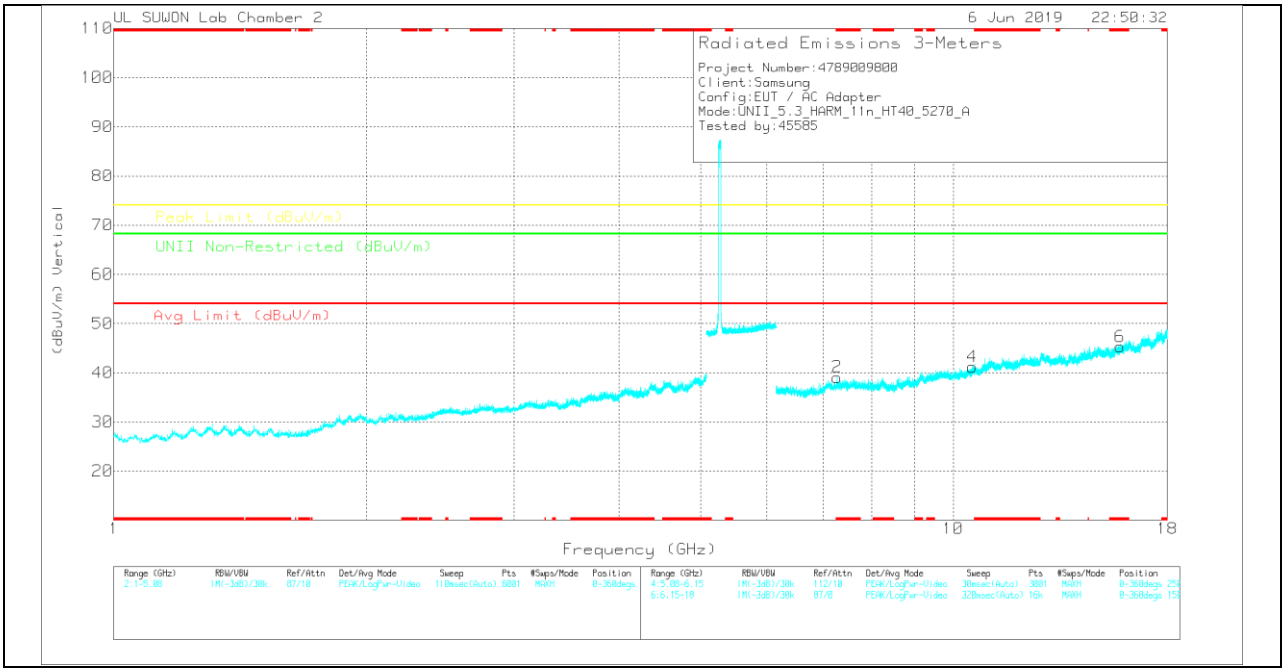

Note: Emission was scanned up to 40GHz; No emissions were detected above the noise floor which was at least 20dB below the specification limit.

UL Korea, Ltd. Confidential
This report shall not be reproduced except in full, without the written approval of UL Korea, Ltd.

LOW CHANNEL DATA

Trace Markers

Marker	Frequency (GHz)	Meter Reading (dBuV)	Det	3117_00168724	6GHz_HP[dB]	DC Corr (dB)	Corrected Reading (dBuV/m)	Avg Limit (dBuV/m)	Margin (dB)	Peak Limit (dBuV/m)	Margin (dB)	UNII Non-Restricted (dBuV/m)	Margin (dB)	Azimuth (Degs)	Height (cm)	Polarity
1	* 7.268	26.91	PK	36.2	-25.3	0	37.81	-	-	74	-36.19	-	-	0-360	150	H
3	10.545	25.86	PK	37.7	-20.5	0	43.06	-	-	-	-	68.2	-25.14	0-360	150	H
5	* 15.813	24.62	PK	40.4	-19.9	0	45.12	-	-	74	-28.88	-	-	0-360	150	H
2	* 7.27	28.1	PK	36.2	-25.2	0	39.1	-	-	74	-34.9	-	-	0-360	150	V
4	10.542	24.07	PK	37.7	-20.6	0	41.17	-	-	-	-	68.2	-27.03	0-360	150	V
6	* 15.815	24.8	PK	40.4	-19.9	0	45.3	-	-	74	-28.7	-	-	0-360	250	V

* - indicates frequency in CFR47 Pt 15 / IC RSS-Restricted Band
PK – Peak Detector

Radiated Emissions

Frequency (GHz)	Meter Reading (dBuV)	Det	3117_00168724	6GHz_HP[dB]	DC Corr (dB)	Corrected Reading (dBuV/m)	Avg Limit (dBuV/m)	Margin (dB)	Peak Limit (dBuV/m)	Margin (dB)	UNII Non-Restricted (dBuV/m)	Margin (dB)	Azimuth (Degs)	Height (cm)	Polarity
10.542	37.94	PK-U	37.7	-20.6	0	55.04	-	-	-	-	68.2	-13.16	156	250	H
10.539	35.13	PK-U	37.7	-20.6	0	52.23	-	-	-	-	68.2	-15.97	171	151	V

* - indicates frequency in CFR47 Pt 15 / IC RSS-Restricted Band
PK-U - U-NII: Maximum Peak

UL Korea, Ltd. Confidential
This report shall not be reproduced except in full, without the written approval of UL Korea, Ltd.

HIGH CHANNEL HORIZONTAL

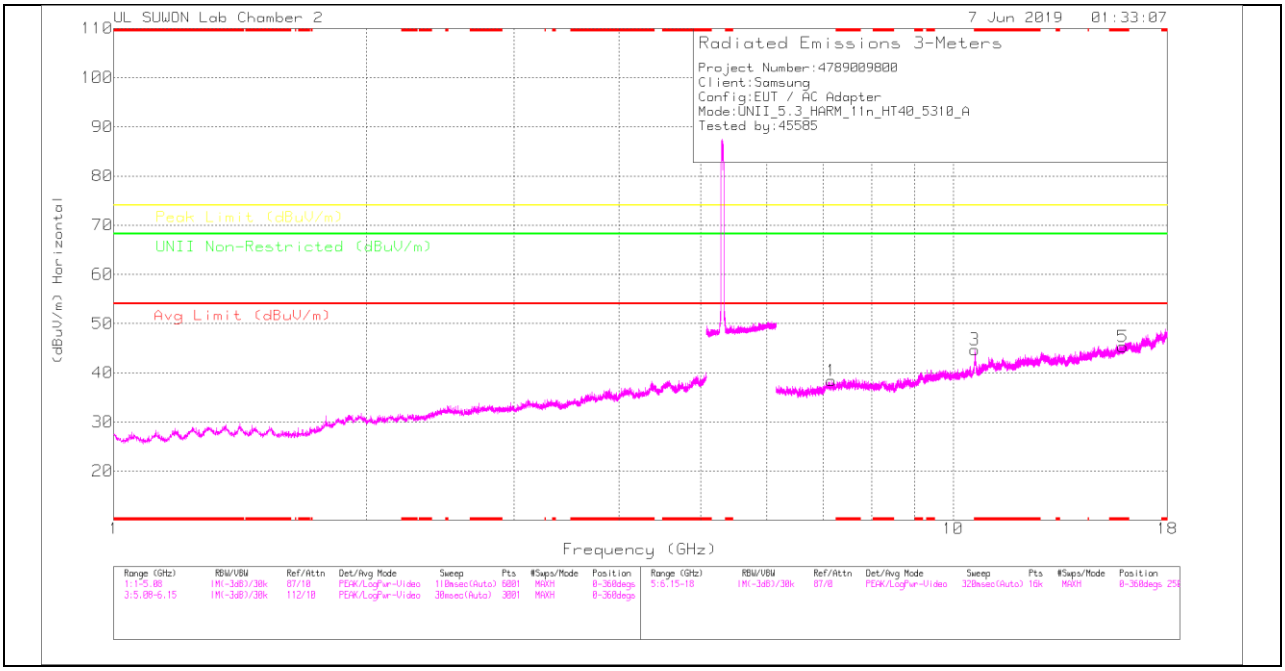

HIGH CHANNEL VERTICAL

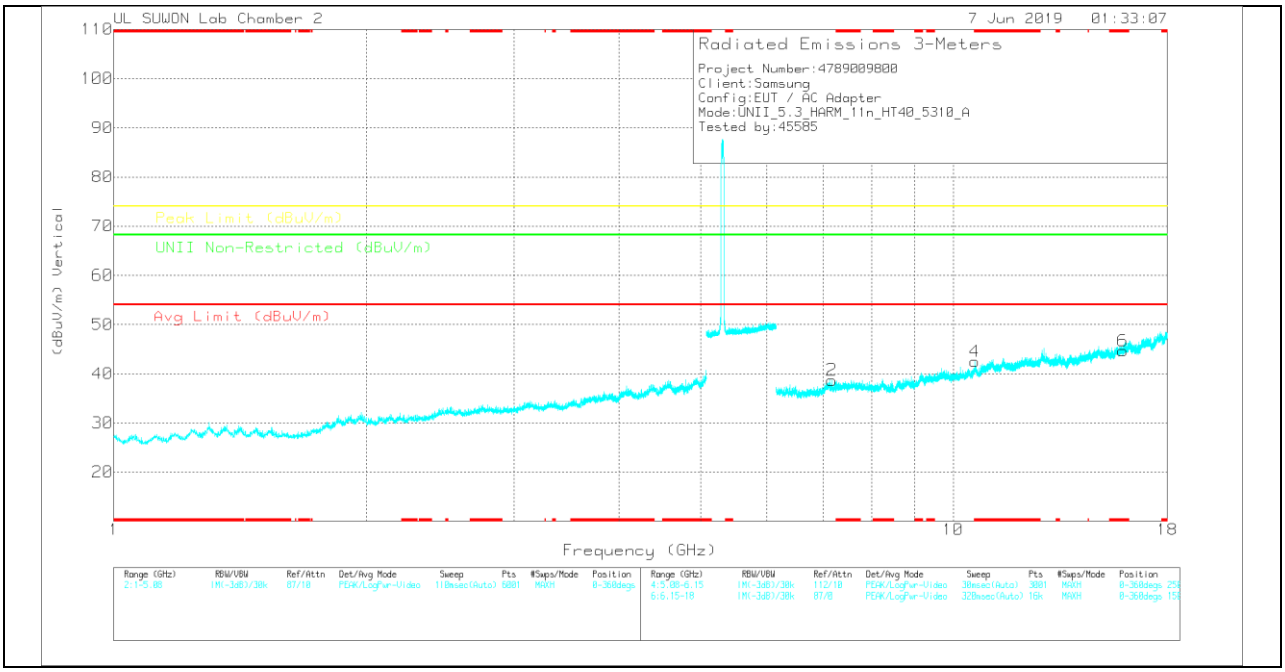

Note: Emission was scanned up to 40GHz; No emissions were detected above the noise floor which was at least 20dB below the specification limit.

UL Korea, Ltd. Confidential
This report shall not be reproduced except in full, without the written approval of UL Korea, Ltd.

HIGH CHANNEL DATA

Trace Markers

Marker	Frequency (GHz)	Meter Reading (dBuV)	Det	3117_00168724	6GHz_HP[dB]	DC Corr (dB)	Corrected Reading (dBuV/m)	Avg Limit (dBuV/m)	Margin (dB)	Peak Limit (dBuV/m)	Margin (dB)	UNII Non-Restricted (dBuV/m)	Margin (dB)	Azimuth (Degs)	Height (cm)	Polarity
1	7.164	27.31	PK	36	-24.9	0	38.41	-	-	-	-	68.2	-29.79	0-360	150	H
3	* 10.617	26.59	PK	37.8	-19.7	0	44.69	-	-	74	-29.31	-	-	0-360	250	H
5	* 15.929	24.28	PK	40.5	-19.5	0	45.28	-	-	74	-28.72	-	-	0-360	250	H
2	7.168	27.49	PK	36.1	-24.9	0	38.69	-	-	-	-	68.2	-29.51	0-360	250	V
4	* 10.619	24.26	PK	37.8	-19.6	0	42.46	-	-	74	-31.54	-	-	0-360	150	V
6	* 15.929	23.65	PK	40.5	-19.5	0	44.65	-	-	74	-29.35	-	-	0-360	250	V

* - indicates frequency in CFR47 Pt 15 / IC RSS-Restricted Band
PK – Peak Detector

Radiated Emissions

Frequency (GHz)	Meter Reading (dBuV)	Det	3117_00168724	6GHz_HP[dB]	DC Corr (dB)	Corrected Reading (dBuV/m)	Avg Limit (dBuV/m)	Margin (dB)	Peak Limit (dBuV/m)	Margin (dB)	UNII Non-Restricted (dBuV/m)	Margin (dB)	Azimuth (Degs)	Height (cm)	Polarity
* 10.618	38.09	PK-U	37.8	-19.7	0	56.19	-	-	74	-17.81	-	-	157	240	H
* 10.62	24.91	ADR	37.8	-19.6	0	43.11	54	-10.89	-	-	-	-	157	240	H
* 10.619	35.15	PK-U	37.8	-19.6	0	53.35	-	-	74	-20.65	-	-	168	147	V
* 10.62	22.57	ADR	37.8	-19.6	0	40.77	54	-13.23	-	-	-	-	168	147	V

* - indicates frequency in CFR47 Pt 15 / IC RSS-Restricted Band
PK-U - U-NII: Maximum Peak
ADR - U-NII AD primary method, RMS average

UL Korea, Ltd. Confidential
This report shall not be reproduced except in full, without the written approval of UL Korea, Ltd.

11.2.4. TX ABOVE 1GHz 802.11ac VHT80 2Tx CDD MODE IN THE 5.3GHz BAND RESTRICTED BANDEDGE (High CHANNEL)

HORIZONTAL PEAK AND AVERAGE DATA

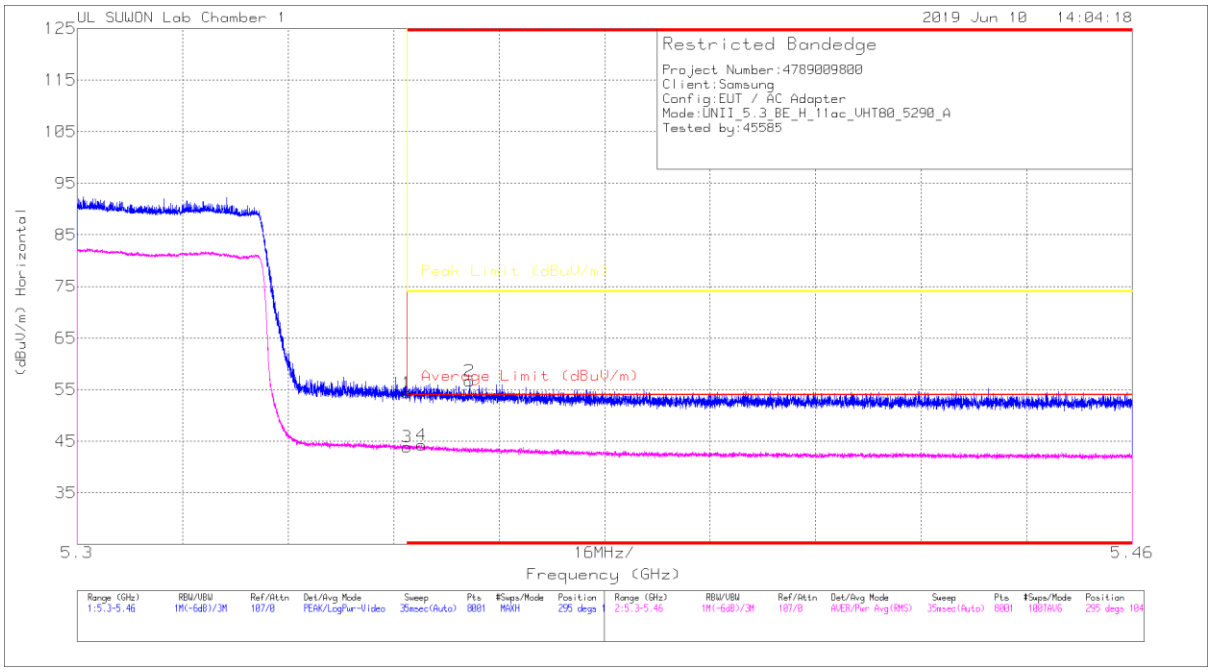

Trace Markers

Marker	Frequency (GHz)	Meter Reading (dBuV)	Det	3117_00168717	10dB[dB]	DC Corr (dB)	Corrected Reading (dBuV/m)	Average Limit (dBuV/m)	Margin (dB)	Peak Limit (dBuV/m)	PK Margin (dB)	Azimuth (Degs)	Height (cm)	Polarity
1	* 5.35002	41.26	Pk	34.7	-21.6	0	54.36	-	-	74	-19.64	295	104	H
2	* 5.35952	43.59	Pk	34.7	-21.6	0	56.69	-	-	74	-17.31	295	104	H
3	* 5.35002	30.89	RMS	34.7	-21.7	0	43.89	54	-10.11	-	-	295	104	H
4	* 5.3522	31.26	RMS	34.7	-21.7	0	44.26	54	-9.74	-	-	295	104	H

* - indicates frequency in CFR47 Pt 15 / IC RSS-Restricted Band
Pk - Peak detector
RMS - RMS detection

UL Korea, Ltd. Confidential
This report shall not be reproduced except in full, without the written approval of UL Korea, Ltd.

VERTICAL PEAK AND AVERAGE DATA

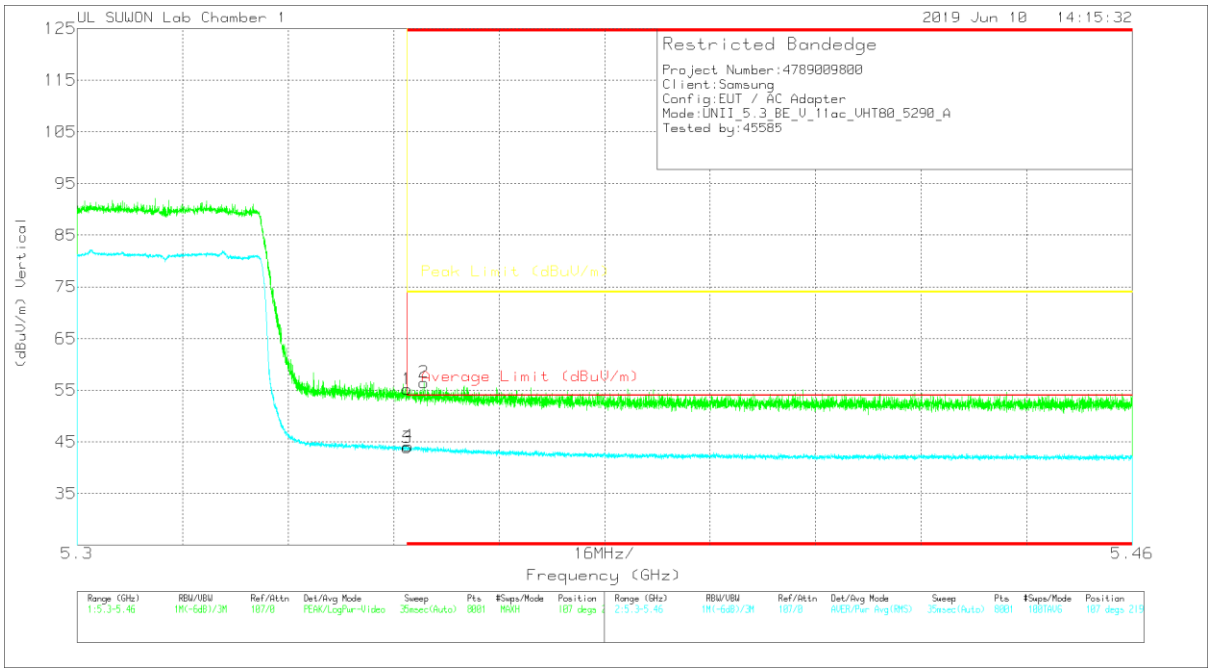

Trace Markers

Marker	Frequency (GHz)	Meter Reading (dBuV)	Det	3117_00168717	10dB[dB]	DC Corr (dB)	Corrected Reading (dBuV/m)	Average Limit (dBuV/m)	Margin (dB)	Peak Limit (dBuV/m)	PK Margin (dB)	Azimuth (Degs)	Height (cm)	Polarity
1	* 5.35002	42.14	Pk	34.7	-21.6	0	55.24	-	-	74	-18.76	107	219	V
2	* 5.35262	43.41	Pk	34.7	-21.6	0	56.51	-	-	74	-17.49	107	219	V
3	* 5.35002	30.88	RMS	34.7	-21.7	0	43.88	54	-10.12	-	-	107	219	V
4	* 5.35018	31.21	RMS	34.7	-21.7	0	44.21	54	-9.79	-	-	107	219	V

* - indicates frequency in CFR47 Pt 15 / IC RSS-Restricted Band
Pk - Peak detector
RMS - RMS detection

UL Korea, Ltd. Confidential
This report shall not be reproduced except in full, without the written approval of UL Korea, Ltd.

HARMONICS AND SPURIOUS EMISSIONS

MID CHANNEL HORIZONTAL

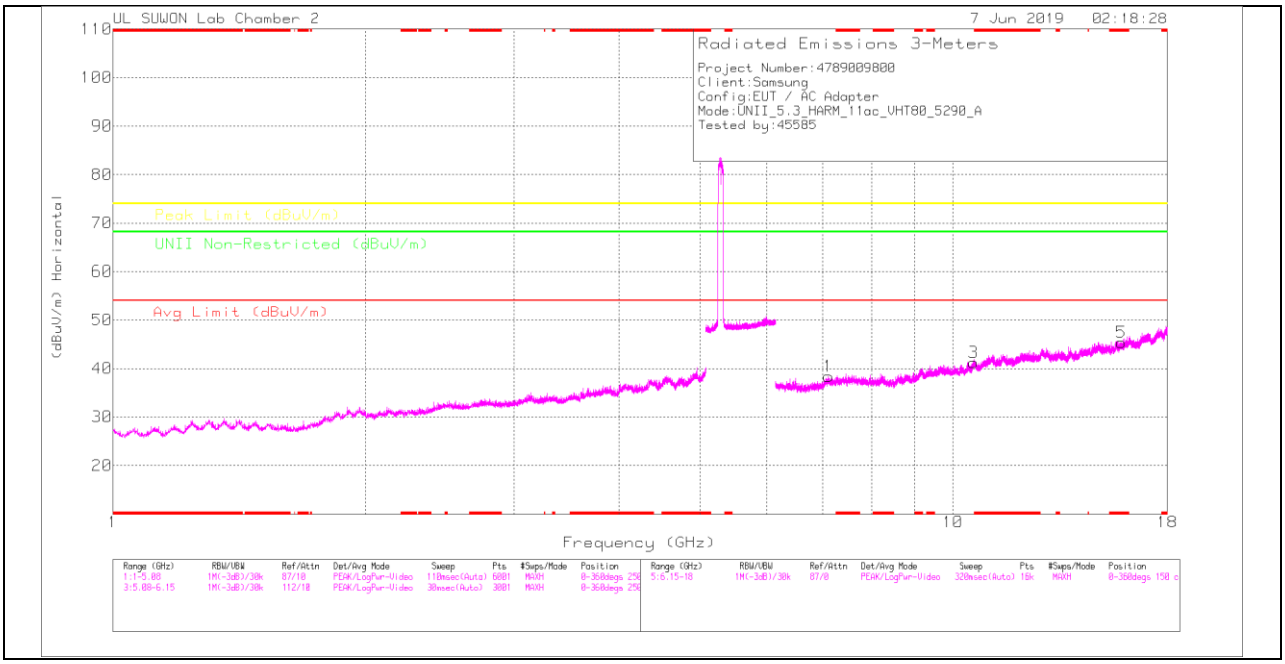

MID CHANNEL VERTICAL

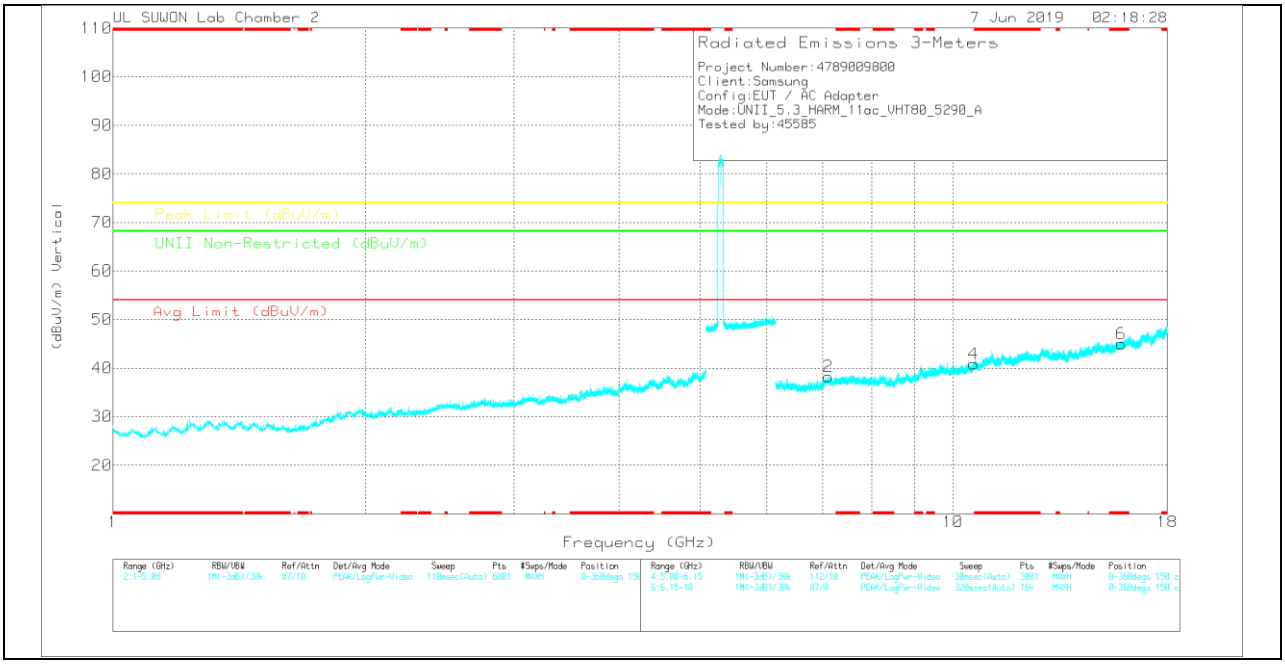

Note: Emission was scanned up to 40GHz; No emissions were detected above the noise floor which was at least 20dB below the specification limit.

UL Korea, Ltd. Confidential
This report shall not be reproduced except in full, without the written approval of UL Korea, Ltd.

MID CHANNEL DATA

Trace Markers

Marker	Frequency (GHz)	Meter Reading (dBuV)	Det	3117_00168724	6GHz_HP[dB]	DC Corr (dB)	Corrected Reading (dBuV/m)	Avg Limit (dBuV/m)	Margin (dB)	Peak Limit (dBuV/m)	Margin (dB)	UNII Non-Restricted (dBuV/m)	Margin (dB)	Azimuth (Degs)	Height (cm)	Polarity
1	7.111	26.05	PK	36	-23.7	0	38.35	-	-	-	-	68.2	-29.85	0-360	250	H
3	10.587	23.25	PK	37.8	-19.8	0	41.25	-	-	-	-	68.2	-26.95	0-360	250	H
5	* 15.872	24.57	PK	40.5	-19.7	0	45.37	-	-	74	-28.63	-	-	0-360	150	H
2	7.105	26	PK	36	-23.7	0	38.3	-	-	-	-	68.2	-29.9	0-360	150	V
4	10.588	22.72	PK	37.8	-19.7	0	40.82	-	-	-	-	68.2	-27.38	0-360	150	V
6	* 15.871	24.24	PK	40.5	-19.7	0	45.04	-	-	74	-28.96	-	-	0-360	250	V

* - indicates frequency in CFR47 Pt 15 / IC RSS-Restricted Band
PK – Peak Detector

Note: Only peak measurement was performed. Because peak measurement result of unwanted emission is less than average limit (54dBuV/m).

UL Korea, Ltd. Confidential
This report shall not be reproduced except in full, without the written approval of UL Korea, Ltd.

11.3. 5.5-5.6 GHz

11.3.1. TX ABOVE 1 GHz 802.11a 2Tx CDD MODE IN THE 5.5 GHz BAND

RESTRICTED BANDEDGE (LOW CHANNEL)

HORIZONTAL PEAK AND AVERAGE DATA

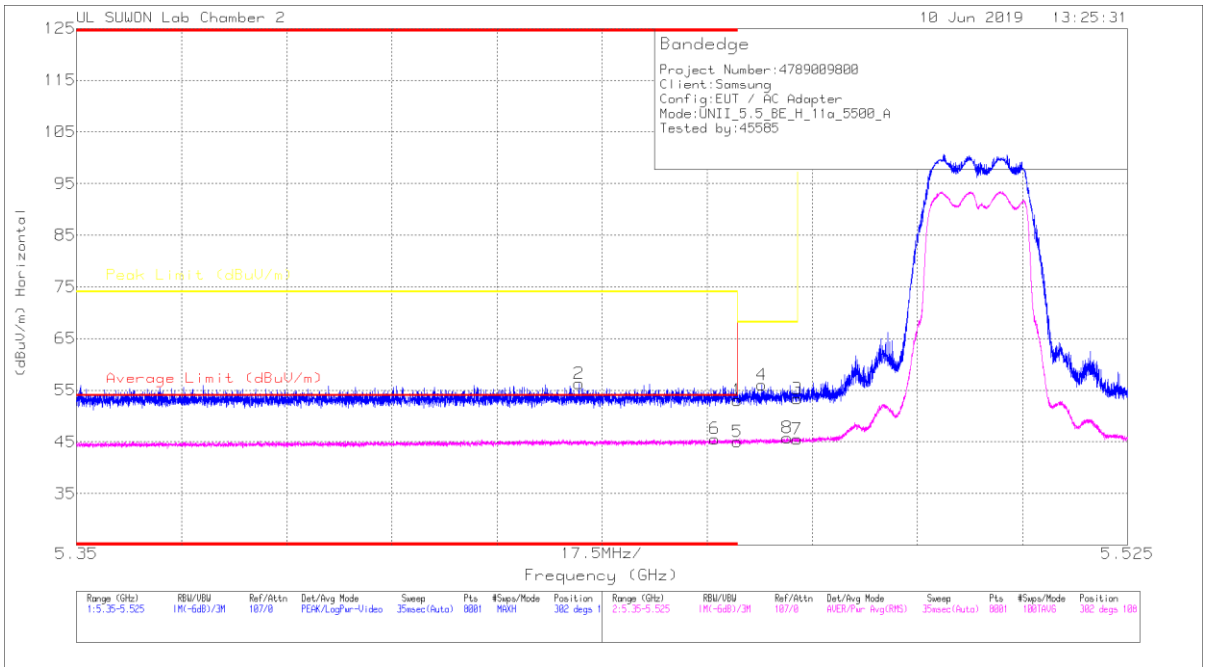

Trace Markers

Marker	Frequency (GHz)	Meter Reading (dBuV)	Det	3117_00168724	10dB[dB]	DC Corr (dB)	Corrected Reading (dBuV/m)	Average Limit (dBuV/m)	Margin (dB)	Peak Limit (dBuV/m)	PK Margin (dB)	Azimuth (Degs)	Height (cm)	Polarity
1	* 5.46	36.65	Pk	34.6	-18.2	0	53.05	-	-	74	-20.95	302	108	H
2	* 5.434	39.98	Pk	34.5	-18.2	0	56.28	-	-	74	-17.72	302	108	H
3	5.47	36.85	Pk	34.6	-18.1	0	53.35	-	-	68.2	-14.85	302	108	H
4	5.464	39.52	Pk	34.6	-18.1	0	56.02	-	-	68.2	-12.18	302	108	H
5	* 5.46	27.34	RMS	34.6	-16.9	0	45.04	54	-8.96	-	-	302	108	H
6	* 5.456	27.89	RMS	34.6	-16.9	0	45.59	54	-8.41	-	-	302	108	H
7	5.47	27.81	RMS	34.6	-16.9	0	45.51	-	-	-	-	302	108	H
8	5.468	28.1	RMS	34.6	-16.9	0	45.8	-	-	-	-	302	108	H

* - indicates frequency in CFR47 Pt 15 / IC RSS-Restricted Band
Pk - Peak detector
RMS - RMS detection

UL Korea, Ltd. Confidential
This report shall not be reproduced except in full, without the written approval of UL Korea, Ltd.

VERTICAL PEAK AND AVERAGE DATA

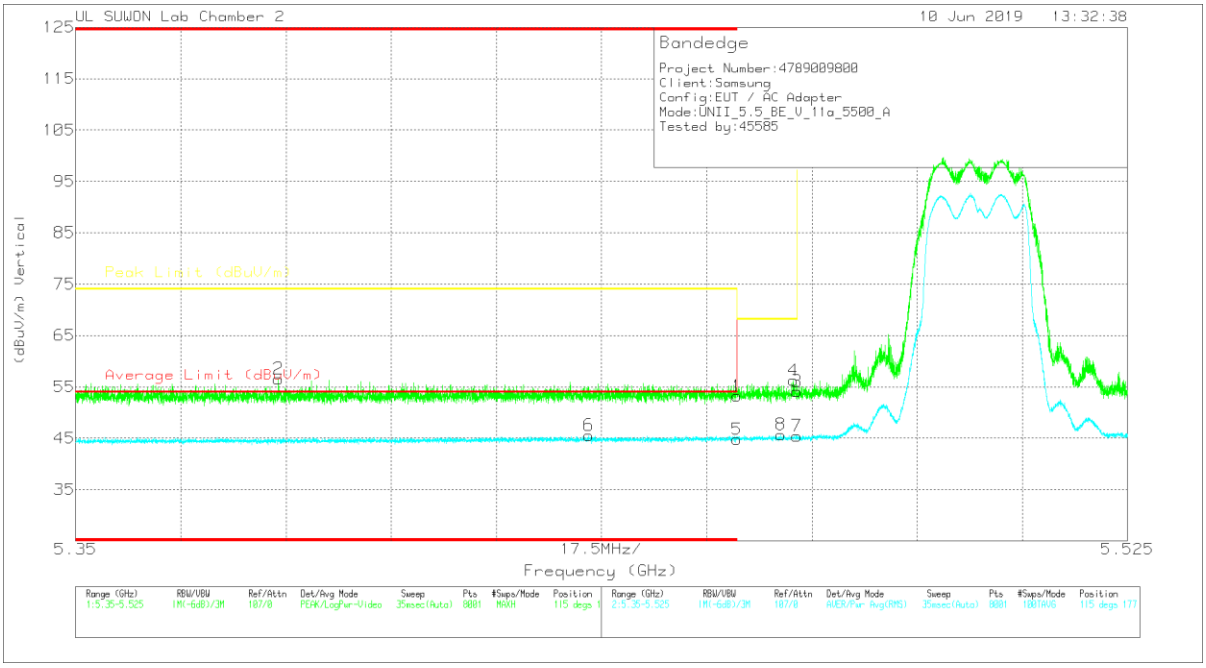

Trace Markers

Marker	Frequency (GHz)	Meter Reading (dBuV)	Det	3117_00168724	10dB[dB]	DC Corr (dB)	Corrected Reading (dBuV/m)	Average Limit (dBuV/m)	Margin (dB)	Peak Limit (dBuV/m)	PK Margin (dB)	Azimuth (Degs)	Height (cm)	Polarity
1	* 5.46	36.82	Pk	34.6	-18.2	0	53.22	-	-	74	-20.78	115	177	V
2	* 5.384	40.15	Pk	34.5	-18.1	0	56.55	-	-	74	-17.45	115	177	V
3	5.47	37.61	Pk	34.6	-18.1	0	54.11	-	-	68.2	-14.09	115	177	V
4	5.469	39.78	Pk	34.6	-18.1	0	56.28	-	-	68.2	-11.92	115	177	V
5	* 5.46	27.11	RMS	34.6	-16.9	0	44.81	54	-9.19	-	-	115	177	V
6	* 5.435	28.07	RMS	34.5	-17	0	45.57	54	-8.43	-	-	115	177	V
7	5.47	27.74	RMS	34.6	-16.9	0	45.44	-	-	-	-	115	177	V
8	5.467	28	RMS	34.6	-16.9	0	45.7	-	-	-	-	115	177	V

* - indicates frequency in CFR47 Pt 15 / IC RSS-Restricted Band
Pk - Peak detector
RMS - RMS detection

UL Korea, Ltd. Confidential
This report shall not be reproduced except in full, without the written approval of UL Korea, Ltd.

AUTHORIZED BANDEDGE (HIGH CHANNEL)

HORIZONTAL PEAK AND AVERAGE DATA

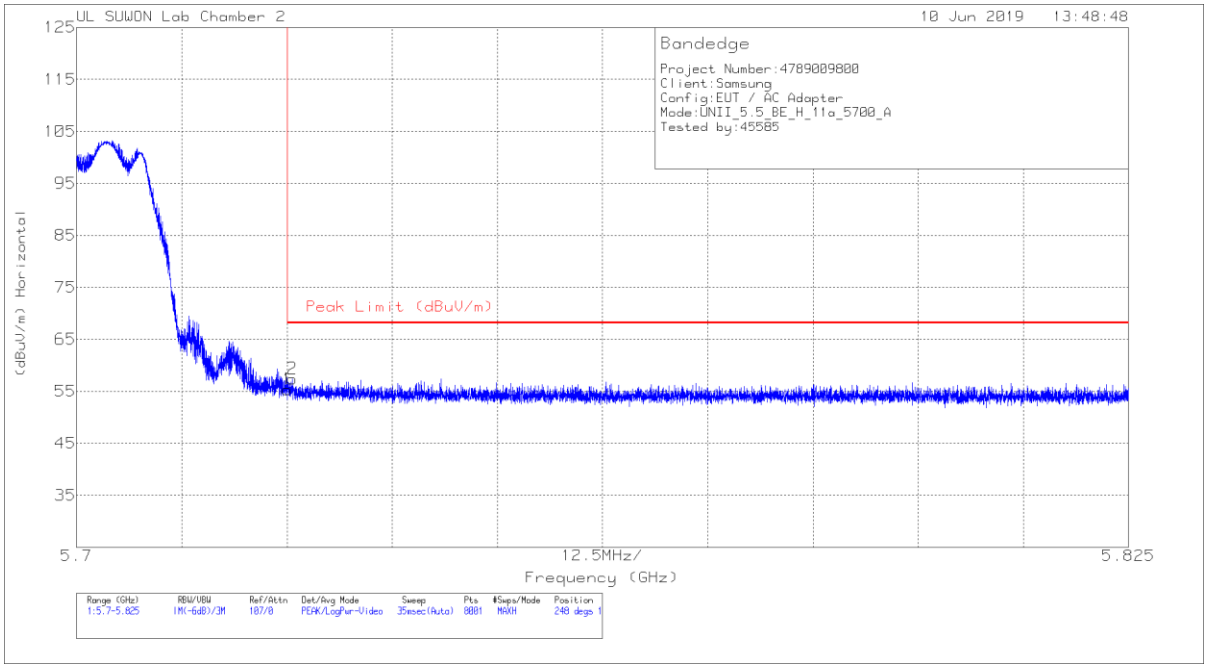

Trace Markers

Marker	Frequency (GHz)	Meter Reading (dBuV)	Det	3117_00168724	10dB[dB]	DC Corr (dB)	Corrected Reading (dBuV/m)	Peak Limit (dBuV/m)	PK Margin (dB)	Azimuth (Degs)	Height (cm)	Polarity
1	5.725	38.29	Pk	34.7	-17.6	0	55.39	68.2	-12.81	248	195	H
2	5.726	40.22	Pk	34.7	-17.5	0	57.42	68.2	-10.78	248	195	H

Pk - Peak detector

UL Korea, Ltd. Suwon Laboratory FORM ID: FCC_15E
218 Maeyeong-ro, Yeongtong-gu, Suwon-si, Gyeonggi-do, 16675 Korea TEL: (031) 337-9902,FAX: (031) 213-5433
UL Korea, Ltd. Confidential
This report shall not be reproduced except in full, without the written approval of UL Korea, Ltd.

VERTICAL PEAK AND AVERAGE DATA

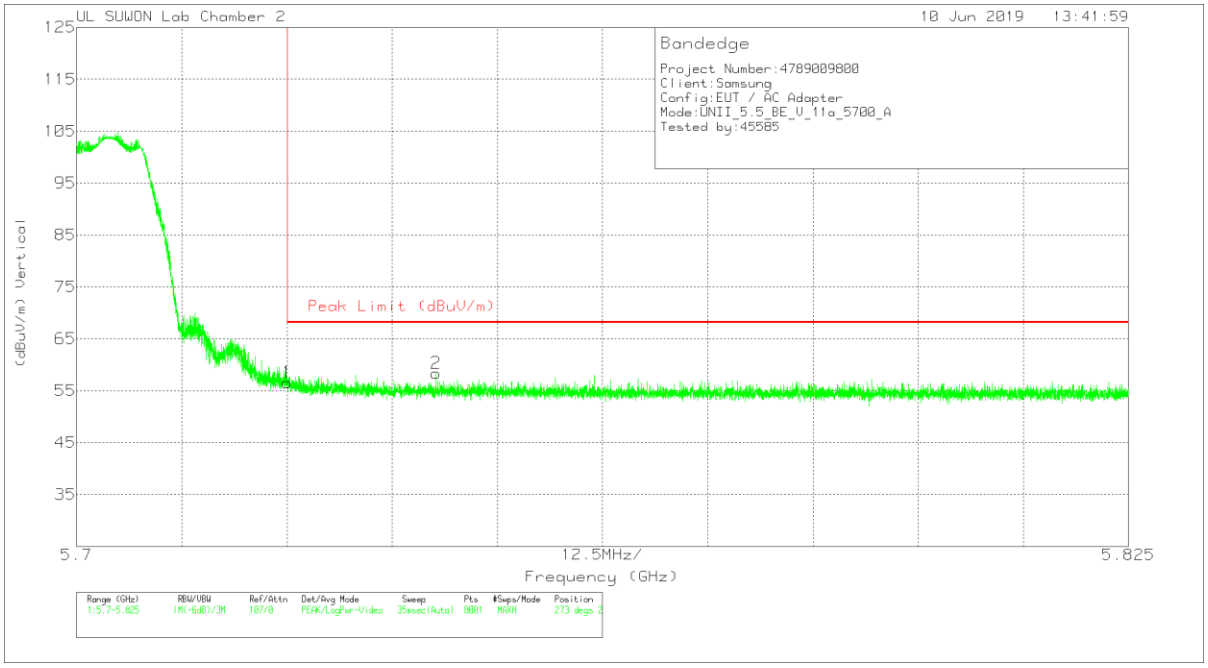

Trace Markers

Marker	Frequency (GHz)	Meter Reading (dBuV)	Det	3117_00168724	10dB[dB]	DC Corr (dB)	Corrected Reading (dBuV/m)	Peak Limit (dBuV/m)	PK Margin (dB)	Azimuth (Degs)	Height (cm)	Polarity
1	5.725	39.49	Pk	34.7	-17.6	0	56.59	68.2	-11.61	273	214	V
2	5.743	41.18	Pk	34.7	-17.5	0	58.38	68.2	-9.82	273	214	V

Pk - Peak detector

UL Korea, Ltd. Suwon Laboratory FORM ID: FCC_15E
218 Maeyeong-ro, Yeongtong-gu, Suwon-si, Gyeonggi-do, 16675 Korea TEL: (031) 337-9902,FAX: (031) 213-5433
UL Korea, Ltd. Confidential
This report shall not be reproduced except in full, without the written approval of UL Korea, Ltd.

HARMONICS AND SPURIOUS EMISSIONS

LOW CHANNEL HORIZONTAL

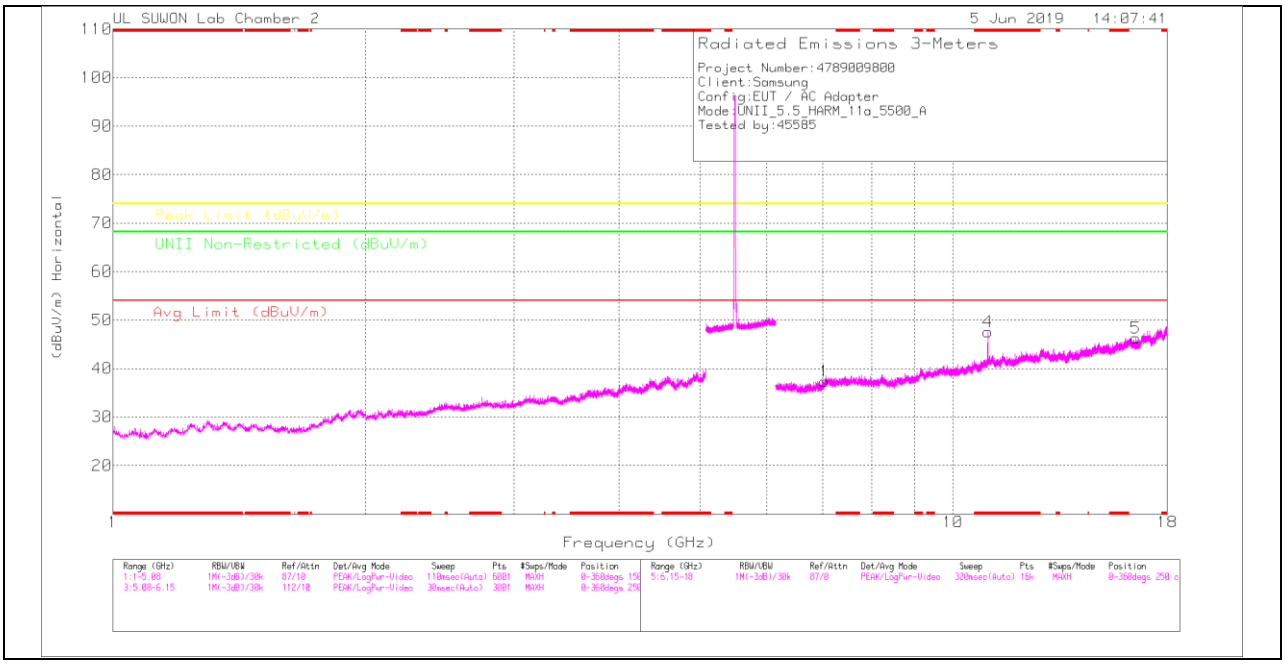

LOW CHANNEL VERTICAL

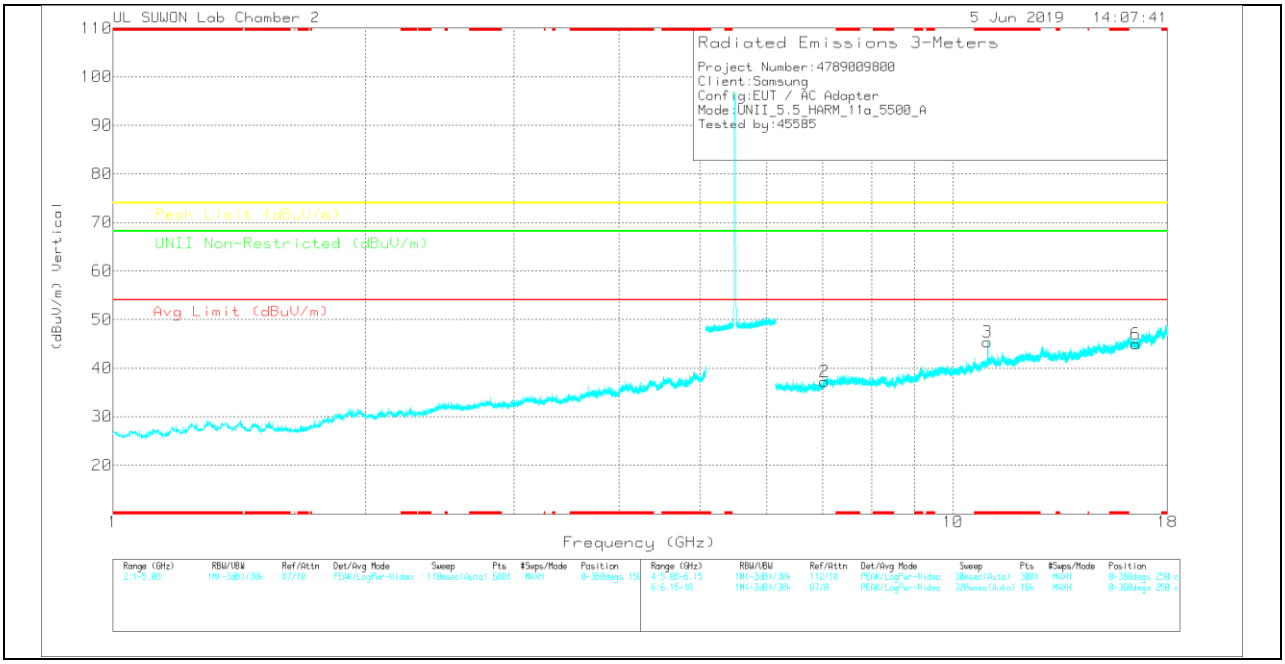

Note: Emission was scanned up to 40GHz; No emissions were detected above the noise floor which was at least 20dB below the specification limit.

UL Korea, Ltd. Confidential
This report shall not be reproduced except in full, without the written approval of UL Korea, Ltd.

LOW CHANNEL DATA

Trace Markers

Marker	Frequency (GHz)	Meter Reading (dBuV)	Det	3117_00168724	6GHz_HP[dB]	DC Corr (dB)	Corrected Reading (dBuV/m)	Avg Limit (dBuV/m)	Margin (dB)	Peak Limit (dBuV/m)	Margin (dB)	UNII Non-Restricted (dBuV/m)	Margin (dB)	Azimuth (Degs)	Height (cm)	Polarity
1	7.034	26.42	PK	35.9	-25	0	37.32	-	-	-	-	68.2	-30.88	0-360	150	H
4	* 11	30.02	PK	38.1	-20.6	0	47.52	-	-	74	-26.48	-	-	0-360	250	H
5	16.5	25.6	PK	40.5	-19.8	0	46.3	-	-	-	-	68.2	-21.9	0-360	150	H
2	7.03	26.47	PK	35.9	-25.1	0	37.27	-	-	-	-	68.2	-30.93	0-360	150	V
3	* 10.996	27.8	PK	38.1	-20.5	0	45.4	-	-	74	-28.6	-	-	0-360	250	V
6	16.504	24.44	PK	40.5	-19.9	0	45.04	-	-	-	-	68.2	-23.16	0-360	150	V

* - indicates frequency in CFR47 Pt 15 / IC RSS-Restricted Band
PK – Peak Detector

Radiated Emissions

Frequency (GHz)	Meter Reading (dBuV)	Det	3117_00168724	6GHz_HP[dB]	DC Corr (dB)	Corrected Reading (dBuV/m)	Avg Limit (dBuV/m)	Margin (dB)	Peak Limit (dBuV/m)	Margin (dB)	UNII Non-Restricted (dBuV/m)	Margin (dB)	Azimuth (Degs)	Height (cm)	Polarity
* 10.999	41.62	PK2	38.1	-20.6	0	59.12	-	-	74	-14.88	-	-	146	185	H
* 11	28.72	MAv1	38.1	-20.6	0	46.22	54	-7.78	-	-	-	-	146	185	H
* 11	39.46	PK2	38.1	-20.6	0	56.96	-	-	74	-17.04	-	-	193	203	V
* 10.999	26.72	MAv1	38.1	-20.6	0	44.22	54	-9.78	-	-	-	-	193	203	V

* - indicates frequency in CFR47 Pt 15 / IC RSS-Restricted Band
PK2 - KDB558074 Method: Maximum Peak
MAv1 - KDB558074 Option 1 Maximum RMS Average

UL Korea, Ltd. Confidential
This report shall not be reproduced except in full, without the written approval of UL Korea, Ltd.

MID CHANNEL HORIZONTAL

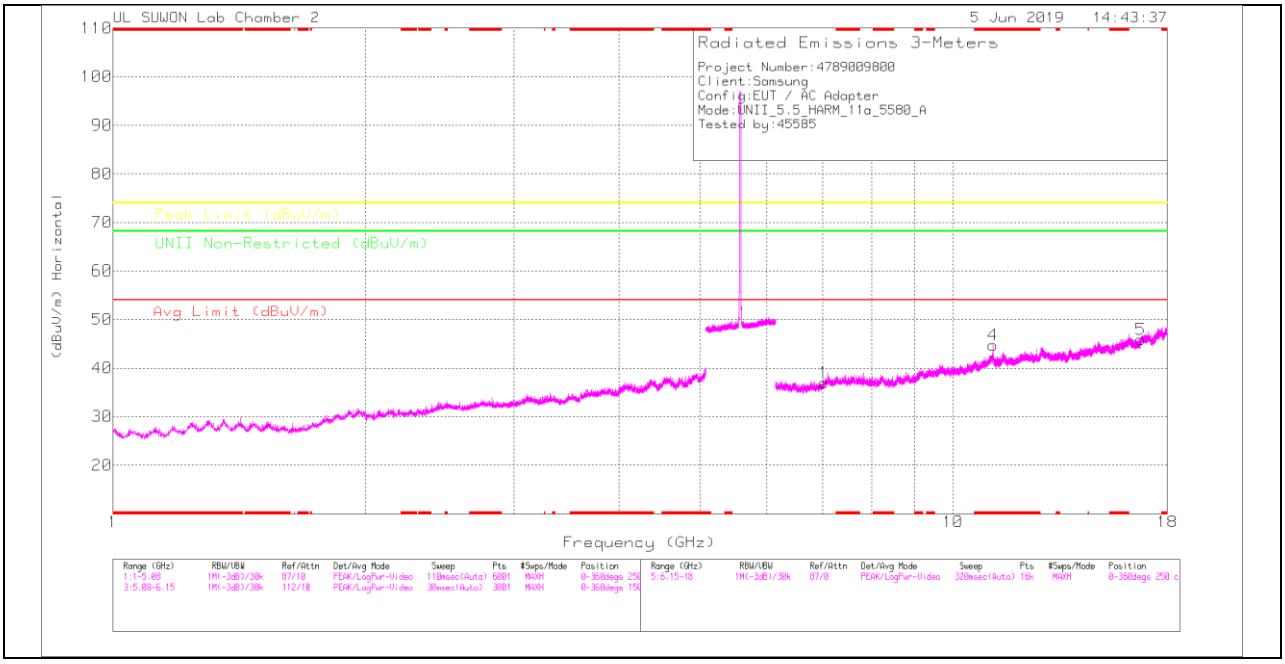

MID CHANNEL VERTICAL

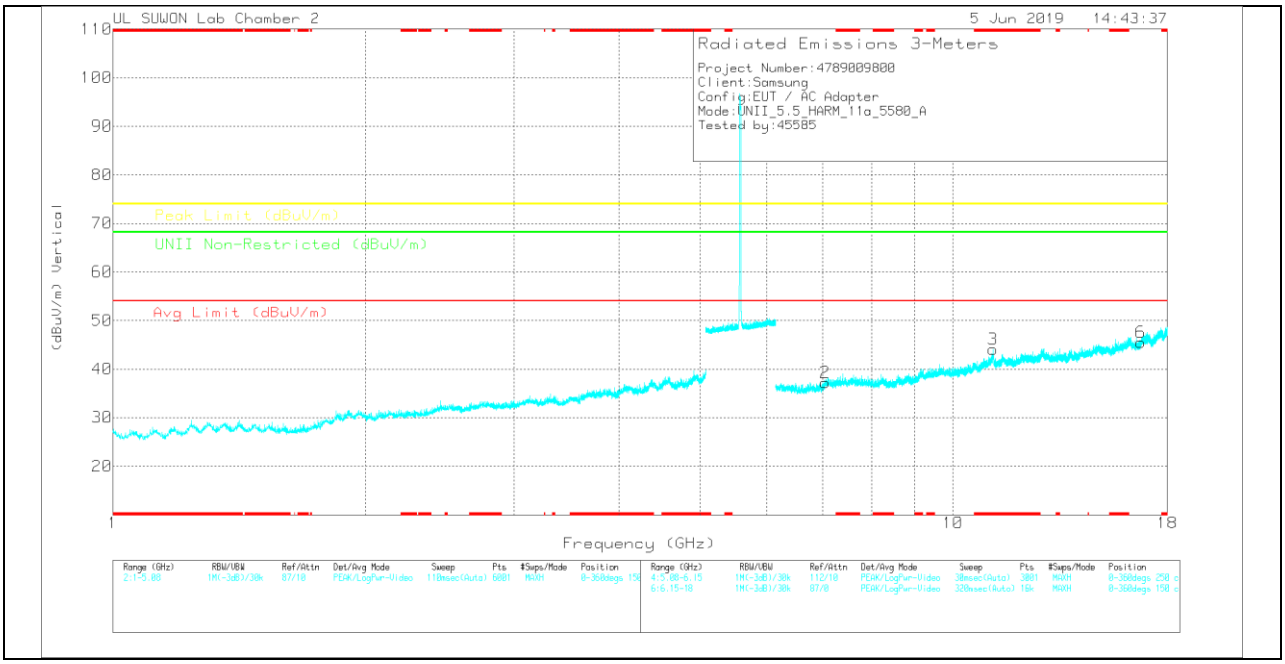

Note: Emission was scanned up to 40GHz; No emissions were detected above the noise floor which was at least 20dB below the specification limit.

UL Korea, Ltd. Confidential
This report shall not be reproduced except in full, without the written approval of UL Korea, Ltd.

MID CHANNEL DATA

Trace Markers

Marker	Frequency (GHz)	Meter Reading (dBuV)	Det	3117_00168724	6GHz_HP[dB]	DC Corr (dB)	Corrected Reading (dBuV/m)	Avg Limit (dBuV/m)	Margin (dB)	Peak Limit (dBuV/m)	Margin (dB)	UNII Non-Restricted (dBuV/m)	Margin (dB)	Azimuth (Degs)	Height (cm)	Polarity
1	7.017	26.59	PK	35.8	-25.4	0	36.99	-	-	-	-	68.2	-31.21	0-360	150	H
4	* 11.165	26.09	PK	38.2	-19.6	0	44.69	-	-	74	-29.31	-	-	0-360	250	H
5	16.74	24.24	PK	40.9	-19.2	0	45.94	-	-	-	-	68.2	-22.26	0-360	150	H
2	7.045	26.09	PK	35.9	-24.8	0	37.19	-	-	-	-	68.2	-31.01	0-360	150	V
3	* 11.159	25.5	PK	38.2	-19.6	0	44.1	-	-	74	-29.9	-	-	0-360	150	V
6	16.74	23.86	PK	40.9	-19.2	0	45.56	-	-	-	-	68.2	-22.64	0-360	150	V

* - indicates frequency in CFR47 Pt 15 / IC RSS-Restricted Band
PK – Peak Detector

Radiated Emissions

Frequency (GHz)	Meter Reading (dBuV)	Det	3117_00168724	6GHz_HP[dB]	DC Corr (dB)	Corrected Reading (dBuV/m)	Avg Limit (dBuV/m)	Margin (dB)	Peak Limit (dBuV/m)	Margin (dB)	UNII Non-Restricted (dBuV/m)	Margin (dB)	Azimuth (Degs)	Height (cm)	Polarity
* 11.159	37.74	PK2	38.2	-19.6	0	56.34	-	-	74	-17.66	-	-	151	184	H
* 11.16	25.18	MAv1	38.2	-19.6	0	43.78	54	-10.22	-	-	-	-	151	184	H
* 11.152	38.33	PK2	38.2	-19.6	0	56.93	-	-	74	-17.07	-	-	179	194	V
* 11.159	25.57	MAv1	38.2	-19.6	0	44.17	54	-9.83	-	-	-	-	179	194	V

* - indicates frequency in CFR47 Pt 15 / IC RSS-Restricted Band
PK2 - KDB558074 Method: Maximum Peak
MAv1 - KDB558074 Option 1 Maximum RMS Average

UL Korea, Ltd. Confidential
This report shall not be reproduced except in full, without the written approval of UL Korea, Ltd.

HIGH CHANNEL HORIZONTAL

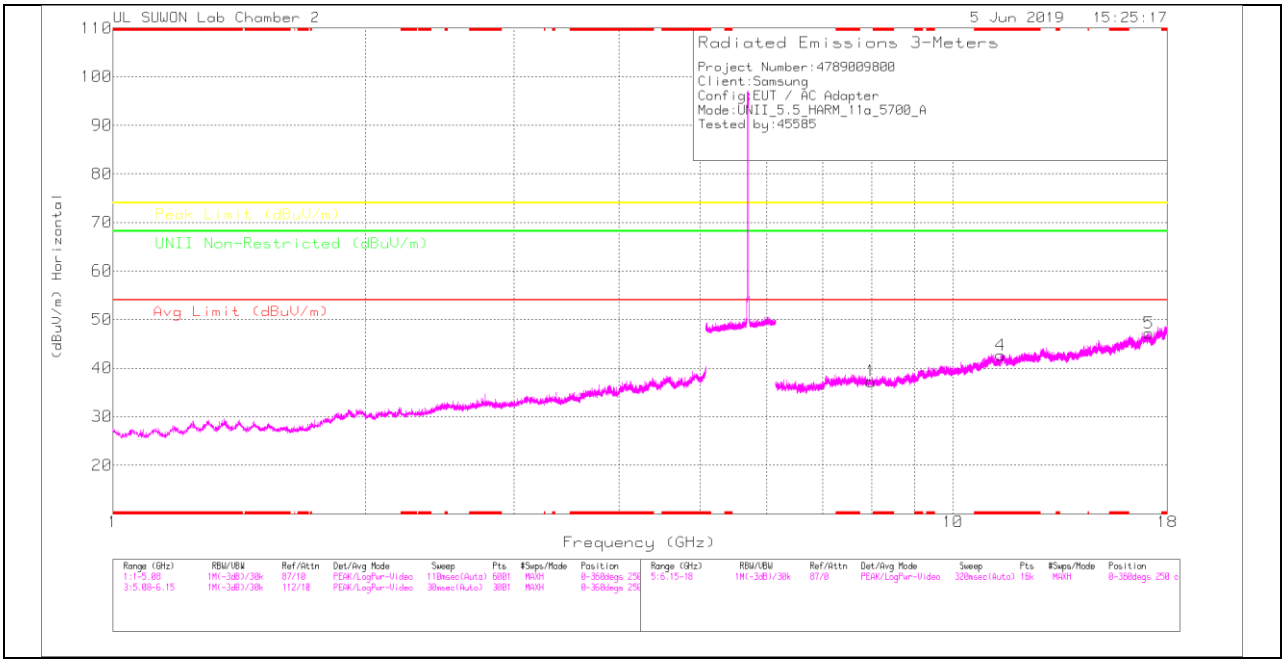

HIGH CHANNEL VERTICAL

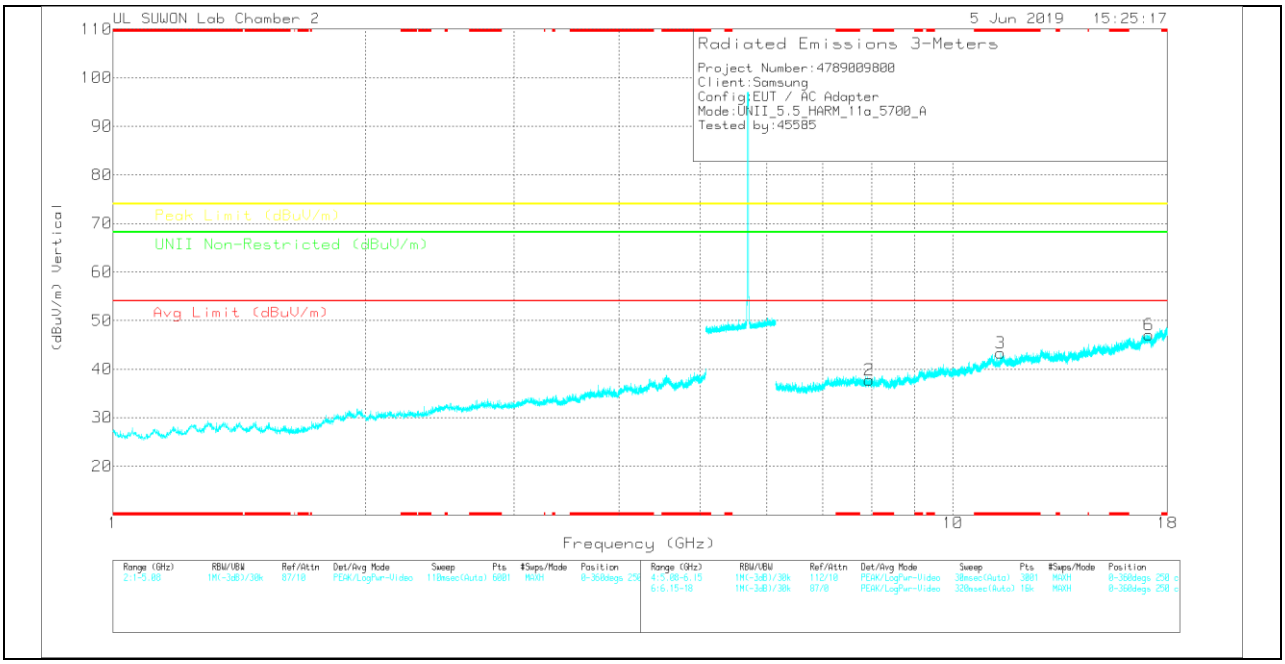

Note: Emission was scanned up to 40GHz; No emissions were detected above the noise floor which was at least 20dB below the specification limit.

UL Korea, Ltd. Confidential
This report shall not be reproduced except in full, without the written approval of UL Korea, Ltd.

HIGH CHANNEL DATA

Trace Markers

Marker	Frequency (GHz)	Meter Reading (dBuV)	Det	3117_00168724	6GHz_HP[dB]	DC Corr (dB)	Corrected Reading (dBuV/m)	Avg Limit (dBuV/m)	Margin (dB)	Peak Limit (dBuV/m)	Margin (dB)	UNII Non-Restricted (dBuV/m)	Margin (dB)	Azimuth (Degs)	Height (cm)	Polarity
1	7.989	25.29	PK	35.9	-23.9	0	37.29	-	-	-	-	68.2	-30.91	0-360	150	H
4	* 11.401	24.5	PK	38.3	-20.2	0	42.6	-	-	74	-31.4	-	-	0-360	150	H
5	17.104	24.56	PK	41.3	-18.7	0	47.16	-	-	-	-	68.2	-21.04	0-360	250	H
2	7.95	25.7	PK	35.9	-23.8	0	37.8	-	-	-	-	68.2	-30.4	0-360	250	V
3	* 11.399	25.15	PK	38.3	-20.2	0	43.25	-	-	74	-30.75	-	-	0-360	150	V
6	17.102	24.34	PK	41.3	-18.6	0	47.04	-	-	-	-	68.2	-21.16	0-360	250	V

* - indicates frequency in CFR47 Pt 15 / IC RSS-Restricted Band
PK – Peak Detector

Note: Only peak measurement was performed. Because peak measurement result of unwanted emission is less than average limit (54dBuV/m).

UL Korea, Ltd. Confidential
This report shall not be reproduced except in full, without the written approval of UL Korea, Ltd.

11.3.2.TX ABOVE 1GHz 802.11n HT20 2Tx CDD MODE IN THE 5.5GHz BAND RESTRICTED BANDEDGE (LOW CHANNEL)

HORIZONTAL PEAK AND AVERAGE DATA

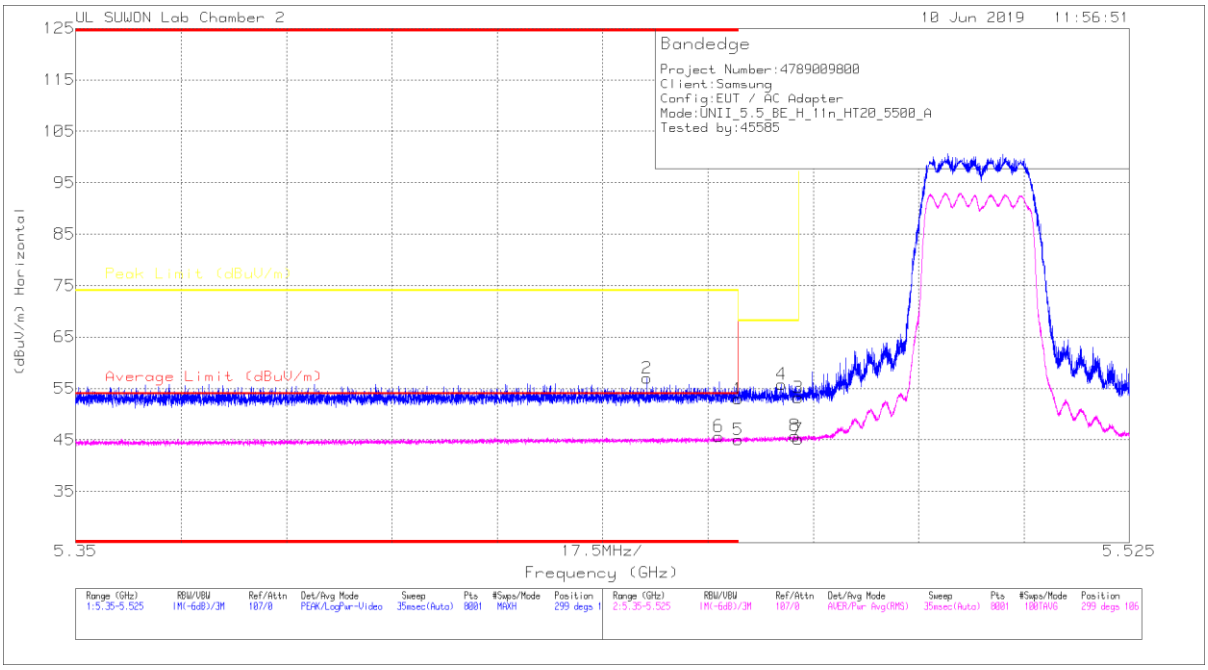

Trace Markers

Marker	Frequency (GHz)	Meter Reading (dBuV)	Det	3117_00168724	10dB[dB]	DC Corr (dB)	Corrected Reading (dBuV/m)	Average Limit (dBuV/m)	Margin (dB)	Peak Limit (dBuV/m)	PK Margin (dB)	Azimuth (Degs)	Height (cm)	Polarity
1	* 5.46	36.6	Pk	34.6	-18.2	0	53	-	-	74	-21	299	106	H
2	* 5.445	40.68	Pk	34.5	-18.2	0	56.98	-	-	74	-17.02	299	106	H
3	5.47	36.7	Pk	34.6	-18.1	0	53.2	-	-	68.2	-15	299	106	H
4	5.467	39.43	Pk	34.6	-18.2	0	55.83	-	-	68.2	-12.37	299	106	H
5	* 5.46	27.33	RMS	34.6	-16.9	0	45.03	54	-8.97	-	-	299	106	H
6	* 5.457	27.99	RMS	34.6	-16.9	0	45.69	54	-8.31	-	-	299	106	H
7	5.47	27.47	RMS	34.6	-16.9	0	45.17	-	-	-	-	299	106	H
8	5.469	28.12	RMS	34.6	-16.9	0	45.82	-	-	-	-	299	106	H

* - indicates frequency in CFR47 Pt 15 / IC RSS-Restricted Band
Pk - Peak detector
RMS - RMS detection

UL Korea, Ltd. Confidential
This report shall not be reproduced except in full, without the written approval of UL Korea, Ltd.

VERTICAL PEAK AND AVERAGE DATA

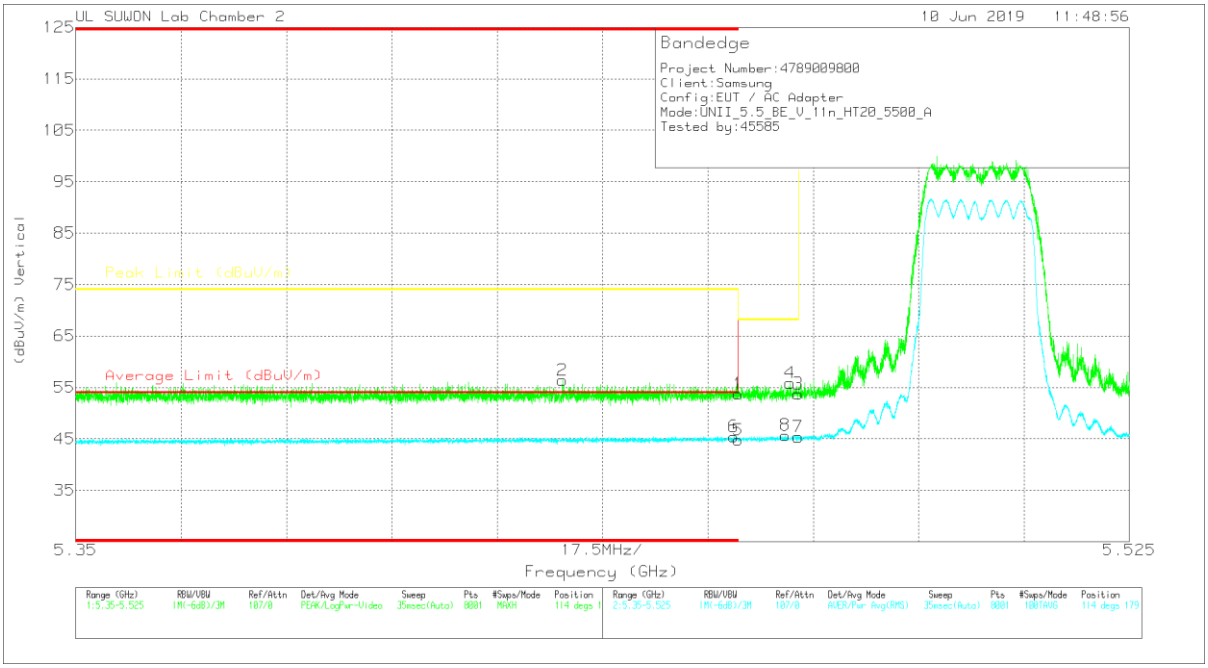

Trace Markers

Marker	Frequency (GHz)	Meter Reading (dBuV)	Det	3117_00168724	10dB[dB]	DC Corr (dB)	Corrected Reading (dBuV/m)	Average Limit (dBuV/m)	Margin (dB)	Peak Limit (dBuV/m)	PK Margin (dB)	Azimuth (Degs)	Height (cm)	Polarity
1	* 5.46	37.34	Pk	34.6	-18.2	0	53.74	-	-	74	-20.26	114	179	V
2	* 5.431	40.08	Pk	34.5	-18.2	0	56.38	-	-	74	-17.62	114	179	V
3	5.47	37.24	Pk	34.6	-18.1	0	53.74	-	-	68.2	-14.46	114	179	V
4	5.469	39.36	Pk	34.6	-18.1	0	55.86	-	-	68.2	-12.34	114	179	V
5	* 5.46	27.1	RMS	34.6	-16.9	0	44.8	54	-9.2	-	-	114	179	V
6	* 5.459	27.75	RMS	34.6	-16.9	0	45.45	54	-8.55	-	-	114	179	V
7	5.47	27.66	RMS	34.6	-16.9	0	45.36	-	-	-	-	114	179	V
8	5.468	28	RMS	34.6	-16.9	0	45.7	-	-	-	-	114	179	V

* - indicates frequency in CFR47 Pt 15 / IC RSS-Restricted Band
Pk - Peak detector
RMS - RMS detection

UL Korea, Ltd. Confidential
This report shall not be reproduced except in full, without the written approval of UL Korea, Ltd.

AUTHORIZED BANDEDGE (HIGH CHANNEL)

HORIZONTAL PEAK AND AVERAGE DATA

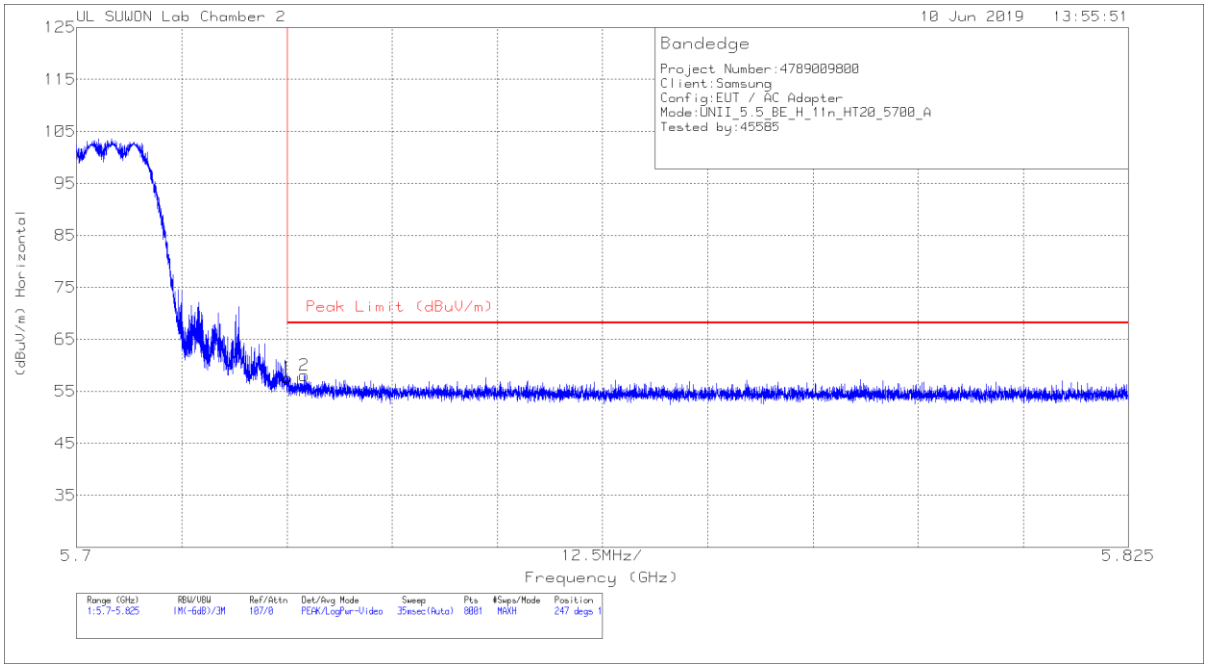

Trace Markers

Marker	Frequency (GHz)	Meter Reading (dBuV)	Det	3117_00168724	10dB[dB]	DC Corr (dB)	Corrected Reading (dBuV/m)	Peak Limit (dBuV/m)	PK Margin (dB)	Azimuth (Degs)	Height (cm)	Polarity
1	5.725	40.54	Pk	34.7	-17.6	0	57.64	68.2	-10.56	247	174	H
2	5.727	40.96	Pk	34.7	-17.6	0	58.06	68.2	-10.14	247	174	H

Pk - Peak detector

UL Korea, Ltd. Confidential
This report shall not be reproduced except in full, without the written approval of UL Korea, Ltd.

VERTICAL PEAK AND AVERAGE DATA

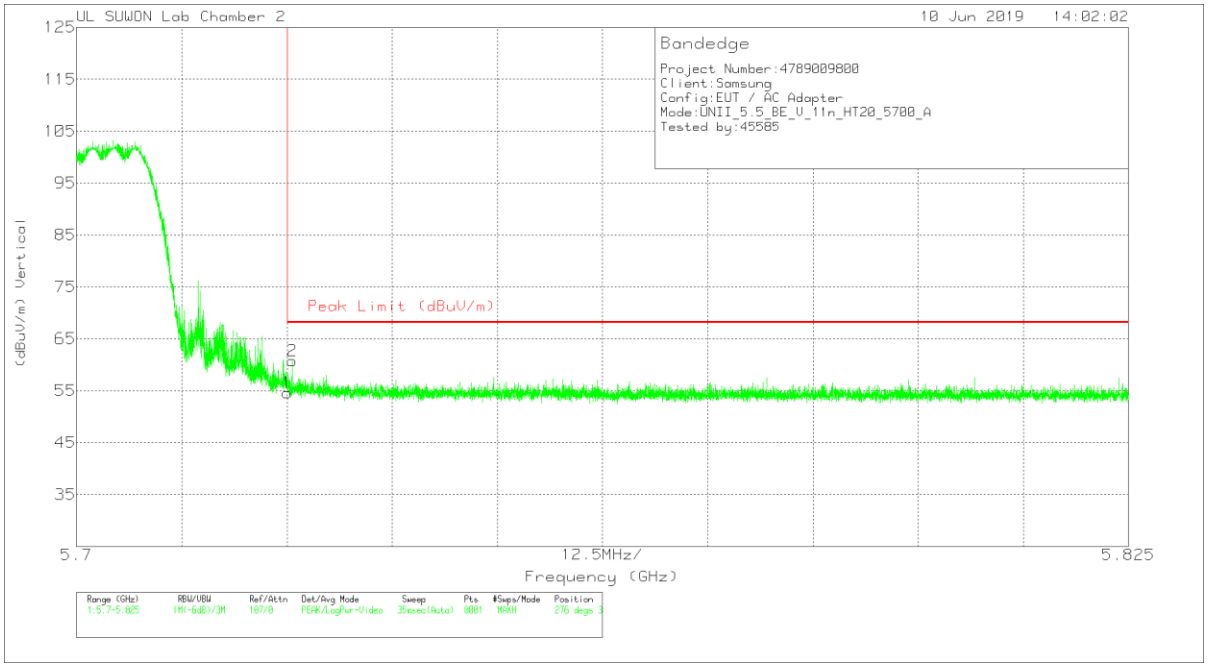

Trace Markers

Marker	Frequency (GHz)	Meter Reading (dBuV)	Det	3117_00168724	10dB[dB]	DC Corr (dB)	Corrected Reading (dBuV/m)	Peak Limit (dBuV/m)	PK Margin (dB)	Azimuth (Degs)	Height (cm)	Polarity
1	5.725	37.48	Pk	34.7	-17.6	0	54.58	68.2	-13.62	276	328	V
2	5.726	43.56	Pk	34.7	-17.5	0	60.76	68.2	-7.44	276	328	V

Pk - Peak detector

UL Korea, Ltd. Confidential
This report shall not be reproduced except in full, without the written approval of UL Korea, Ltd.

HARMONICS AND SPURIOUS EMISSIONS

LOW CHANNEL HORIZONTAL

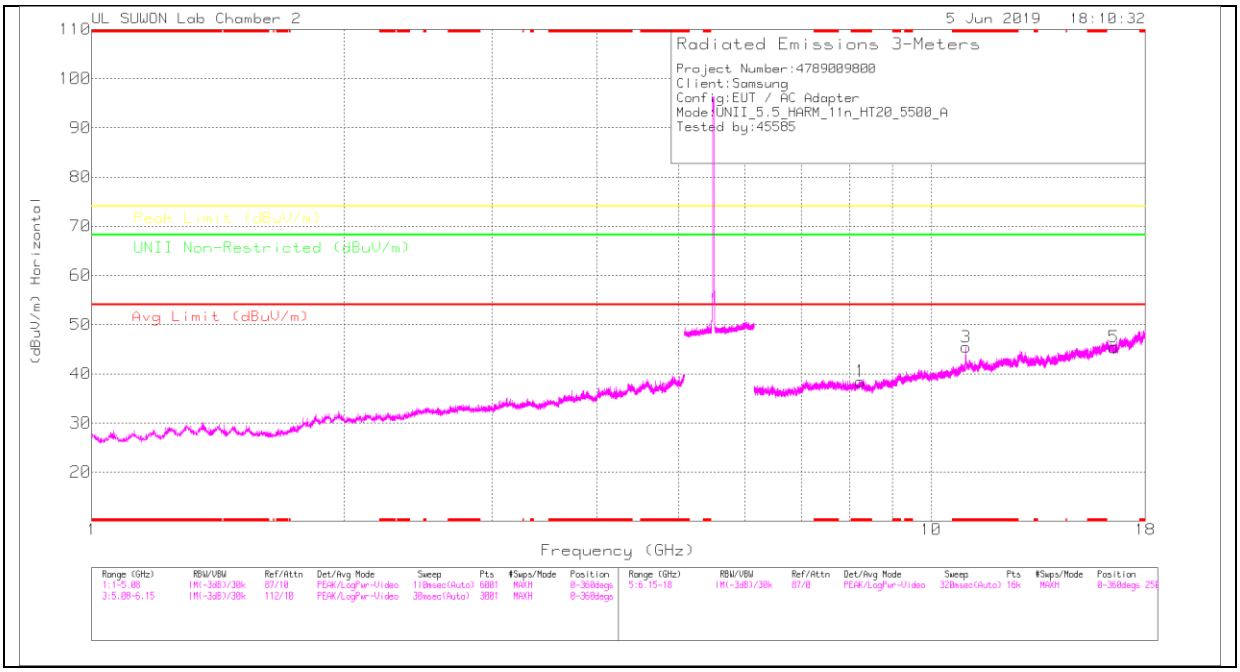

LOW CHANNEL VERTICAL

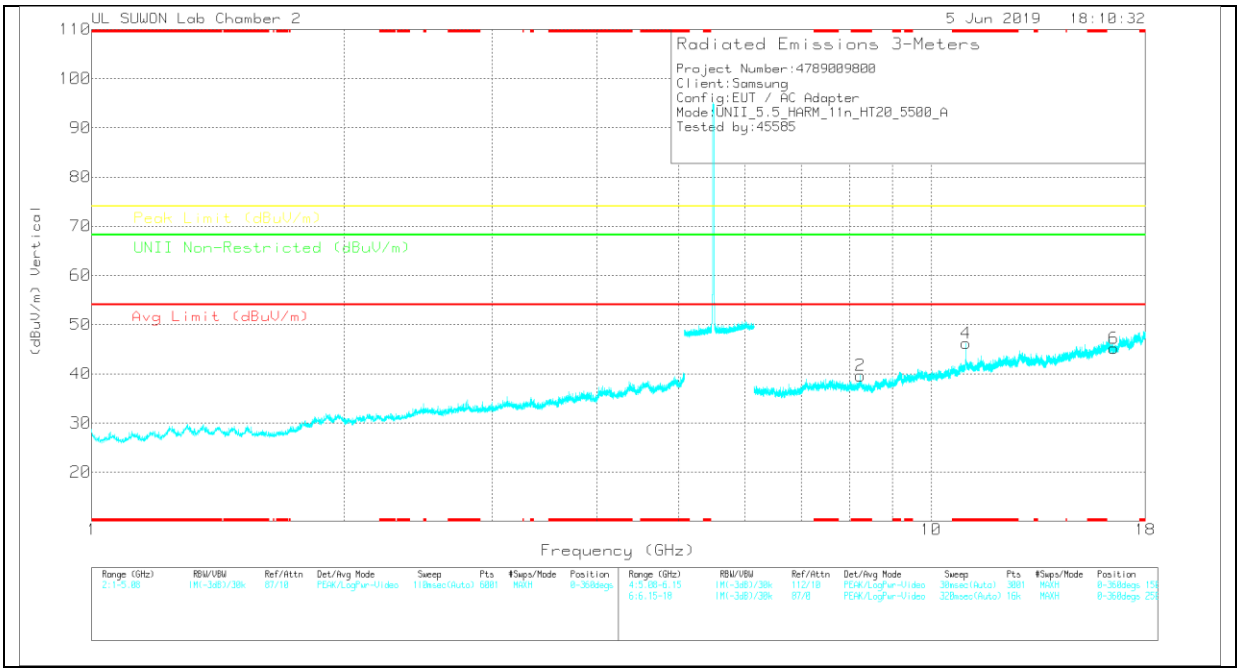

Note: Emission was scanned up to 40GHz; No emissions were detected above the noise floor which was at least 20dB below the specification limit.

UL Korea, Ltd. Confidential
This report shall not be reproduced except in full, without the written approval of UL Korea, Ltd.

LOW CHANNEL DATA

Trace Markers

Marker	Frequency (GHz)	Meter Reading (dBuV)	Det	3117_00168724	6GHz_HP[dB]	DC Corr (dB)	Corrected Reading (dBuV/m)	Avg Limit (dBuV/m)	Margin (dB)	Peak Limit (dBuV/m)	Margin (dB)	UNII Non-Restricted (dBuV/m)	Margin (dB)	Azimuth (Degs)	Height (cm)	Polarity
1	* 8.236	25.65	PK	36	-23.2	0	38.45	-	-	74	-35.55	-	-	0-360	250	H
3	* 11.002	27.89	PK	38.1	-20.6	0	45.39	-	-	74	-28.61	-	-	0-360	250	H
5	16.505	24.78	PK	40.5	-19.9	0	45.38	-	-	-	-	68.2	-22.82	0-360	250	H
2	* 8.237	26.93	PK	36	-23.3	0	39.63	-	-	74	-34.37	-	-	0-360	150	V
4	* 10.999	28.68	PK	38.1	-20.6	0	46.18	-	-	74	-27.82	-	-	0-360	150	V
6	16.506	24.48	PK	40.5	-19.8	0	45.18	-	-	-	-	68.2	-23.02	0-360	150	V

* - indicates frequency in CFR47 Pt 15 / IC RSS-Restricted Band
PK – Peak Detector

Radiated Emissions

Frequency (GHz)	Meter Reading (dBuV)	Det	3117_00168724	6GHz_HP[dB]	DC Corr (dB)	Corrected Reading (dBuV/m)	Avg Limit (dBuV/m)	Margin (dB)	Peak Limit (dBuV/m)	Margin (dB)	UNII Non-Restricted (dBuV/m)	Margin (dB)	Azimuth (Degs)	Height (cm)	Polarity
* 11.002	39.4	PK-U	38.1	-20.6	0	56.9	-	-	74	-17.1	-	-	140	188	H
* 11	26.98	ADR	38.1	-20.6	0	44.48	54	-9.52	-	-	-	-	140	188	H
* 11.002	39.75	PK-U	38.1	-20.6	0	57.25	-	-	74	-16.75	-	-	178	161	V
* 10.999	26.25	ADR	38.1	-20.6	0	43.75	54	-10.25	-	-	-	-	178	161	V

* - indicates frequency in CFR47 Pt 15 / IC RSS-Restricted Band
PK-U - U-NII: Maximum Peak
ADR - U-NII AD primary method, RMS average

UL Korea, Ltd. Confidential
This report shall not be reproduced except in full, without the written approval of UL Korea, Ltd.

MID CHANNEL HORIZONTAL

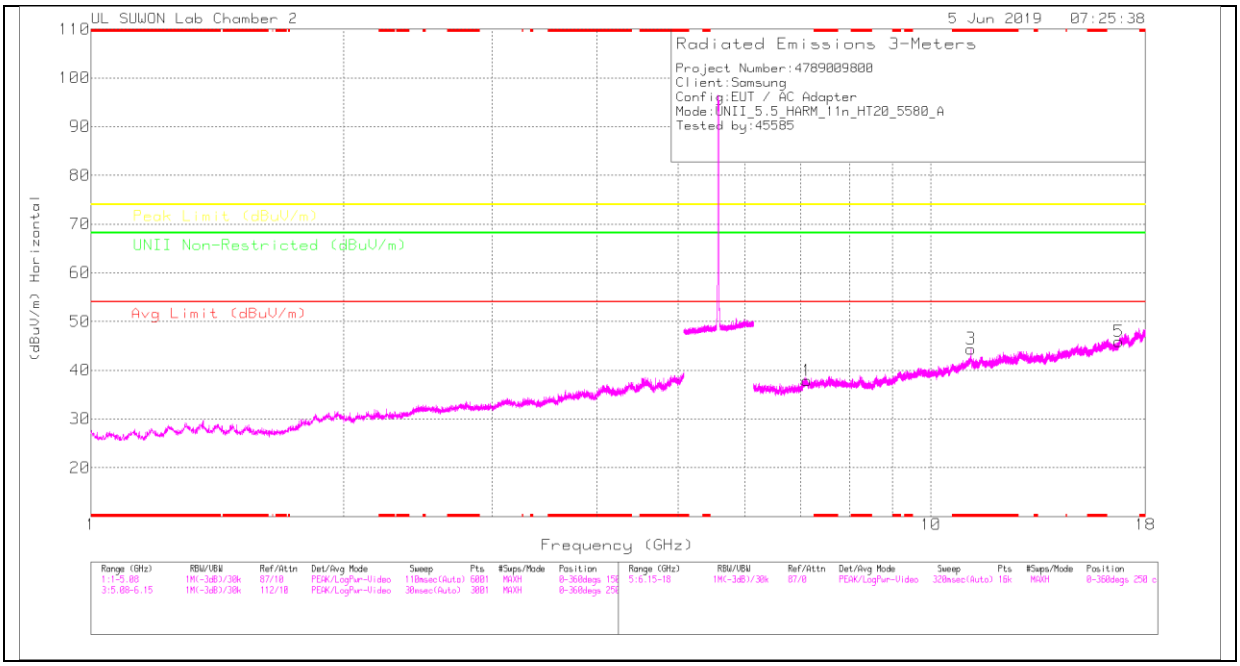

MID CHANNEL VERTICAL

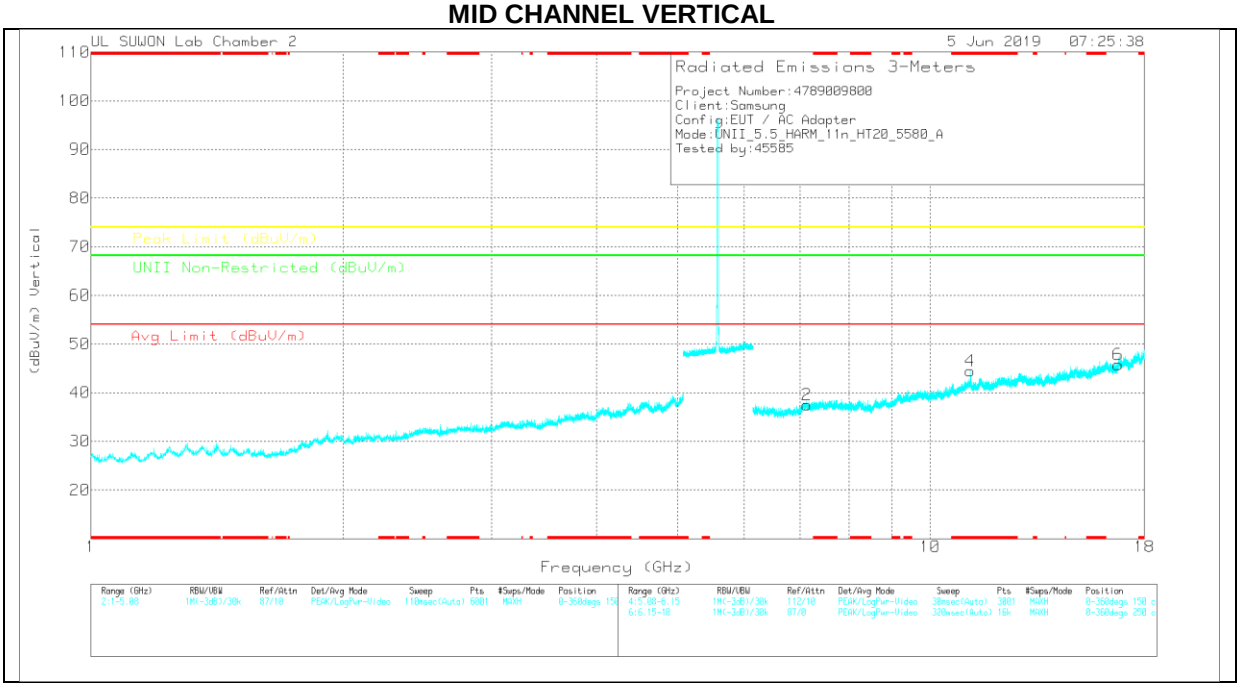

Note: Emission was scanned up to 40GHz; No emissions were detected above the noise floor which was at least 20dB below the specification limit.

UL Korea, Ltd. Confidential
This report shall not be reproduced except in full, without the written approval of UL Korea, Ltd.

MID CHANNEL DATA

Trace Markers

Marker	Frequency (GHz)	Meter Reading (dBuV)	Det	3117_00168724	6GHz_HP[dB]	DC Corr (dB)	Corrected Reading (dBuV/m)	Avg Limit (dBuV/m)	Margin (dB)	Peak Limit (dBuV/m)	Margin (dB)	UNII Non-Restricted (dBuV/m)	Margin (dB)	Azimuth (Degs)	Height (cm)	Polarity
1	7.122	25.62	PK	36	-23.8	0	37.82	-	-	-	-	68.2	-30.38	0-360	250	H
3	* 11.16	25.8	PK	38.2	-19.6	0	44.4	-	-	74	-29.6	-	-	0-360	150	H
5	16.744	24.04	PK	40.9	-19.1	0	45.84	-	-	-	-	68.2	-22.36	0-360	150	H
2	7.125	25.3	PK	36	-23.8	0	37.5	-	-	-	-	68.2	-30.7	0-360	250	V
4	* 11.158	25.85	PK	38.2	-19.6	0	44.45	-	-	74	-29.55	-	-	0-360	150	V
6	16.745	23.96	PK	40.9	-19.1	0	45.76	-	-	-	-	68.2	-22.44	0-360	150	V

* - indicates frequency in CFR47 Pt 15 / IC RSS-Restricted Band
PK – Peak Detector

Radiated Emissions

Frequency (GHz)	Meter Reading (dBuV)	Det	3117_00168724	6GHz_HP[dB]	DC Corr (dB)	Corrected Reading (dBuV/m)	Avg Limit (dBuV/m)	Margin (dB)	Peak Limit (dBuV/m)	Margin (dB)	UNII Non-Restricted (dBuV/m)	Margin (dB)	Azimuth (Degs)	Height (cm)	Polarity
* 11.154	37.27	PK-U	38.2	-19.6	0	55.87	-	-	74	-18.13	-	-	254	168	H
* 11.16	24.64	ADR	38.2	-19.6	0	43.24	54	-10.76	-	-	-	-	254	168	H
* 11.152	38.74	PK-U	38.2	-19.6	0	57.34	-	-	74	-16.66	-	-	184	165	V
* 11.16	25.49	ADR	38.2	-19.6	0	44.09	54	-9.91	-	-	-	-	184	165	V

* - indicates frequency in CFR47 Pt 15 / IC RSS-Restricted Band
PK-U - U-NII: Maximum Peak
ADR - U-NII AD primary method, RMS average

UL Korea, Ltd. Confidential
This report shall not be reproduced except in full, without the written approval of UL Korea, Ltd.

HIGH CHANNEL HORIZONTAL

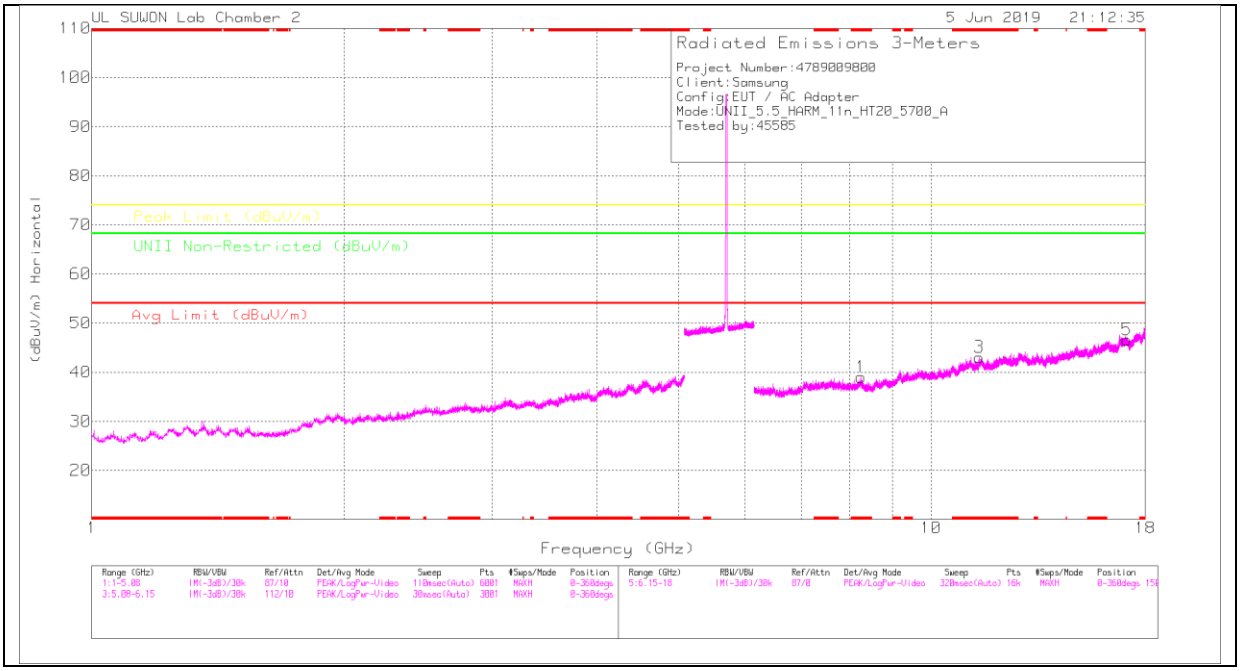

HIGH CHANNEL VERTICAL

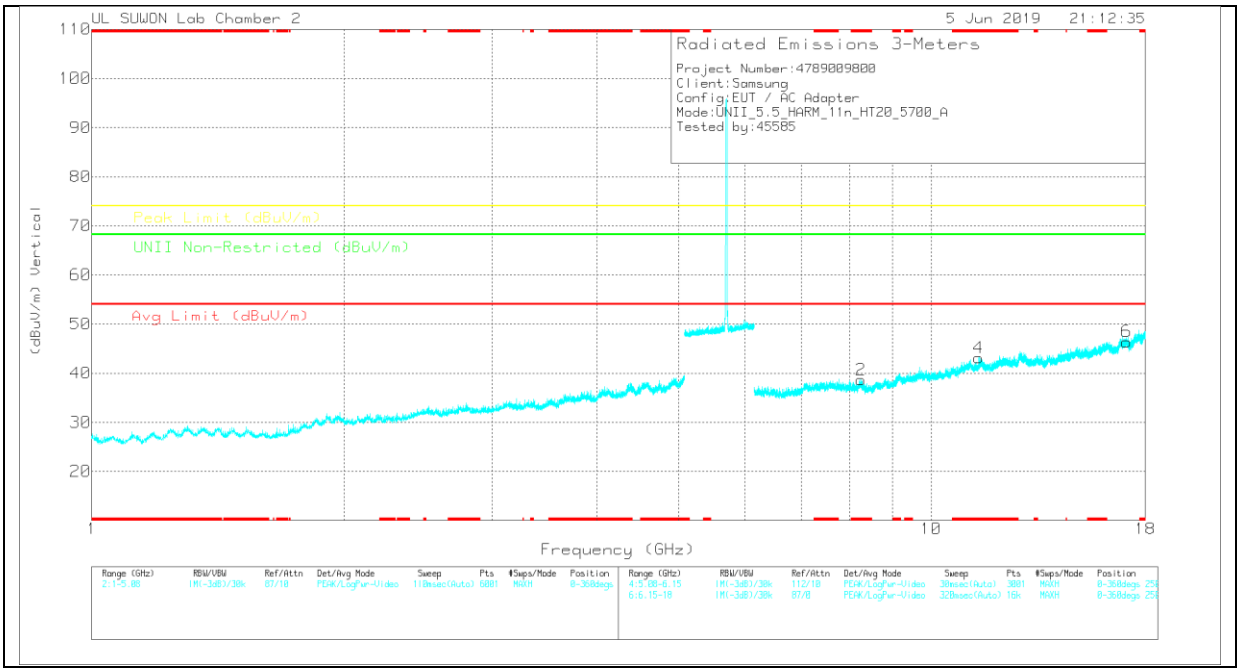

Note: Emission was scanned up to 40GHz; No emissions were detected above the noise floor which was at least 20dB below the specification limit.

UL Korea, Ltd. Confidential
This report shall not be reproduced except in full, without the written approval of UL Korea, Ltd.

HIGH CHANNEL DATA

Trace Markers

Marker	Frequency (GHz)	Meter Reading (dBuV)	Det	3117_00168724	6GHz_HP[dB]	DC Corr (dB)	Corrected Reading (dBuV/m)	Avg Limit (dBuV/m)	Margin (dB)	Peak Limit (dBuV/m)	Margin (dB)	UNII Non-Restricted (dBuV/m)	Margin (dB)	Azimuth (Degs)	Height (cm)	Polarity
1	* 8.246	26.09	PK	36	-23.1	0	38.99	-	-	74	-35.01	-	-	0-360	250	H
3	* 11.401	24.96	PK	38.3	-20.2	0	43.06	-	-	74	-30.94	-	-	0-360	250	H
5	17.103	24.02	PK	41.3	-18.7	0	46.62	-	-	-	-	68.2	-21.58	0-360	250	H
2	* 8.247	25.76	PK	36	-23.1	0	38.66	-	-	74	-35.34	-	-	0-360	150	V
4	* 11.393	25.01	PK	38.3	-20.2	0	43.11	-	-	74	-30.89	-	-	0-360	150	V
6	17.094	23.79	PK	41.3	-18.7	0	46.39	-	-	-	-	68.2	-21.81	0-360	250	V

* - indicates frequency in CFR47 Pt 15 / IC RSS-Restricted Band
PK – Peak Detector

Note: Only peak measurement was performed. Because peak measurement result of unwanted emission is less than average limit (54dBuV/m).

UL Korea, Ltd. Confidential
This report shall not be reproduced except in full, without the written approval of UL Korea, Ltd.

11.3.3.TX ABOVE 1GHz 802.11n HT40 2Tx CDD MODE IN THE 5.5GHz BAND RESTRICTED BANDEDGE (LOW CHANNEL)

HORIZONTAL PEAK AND AVERAGE DATA

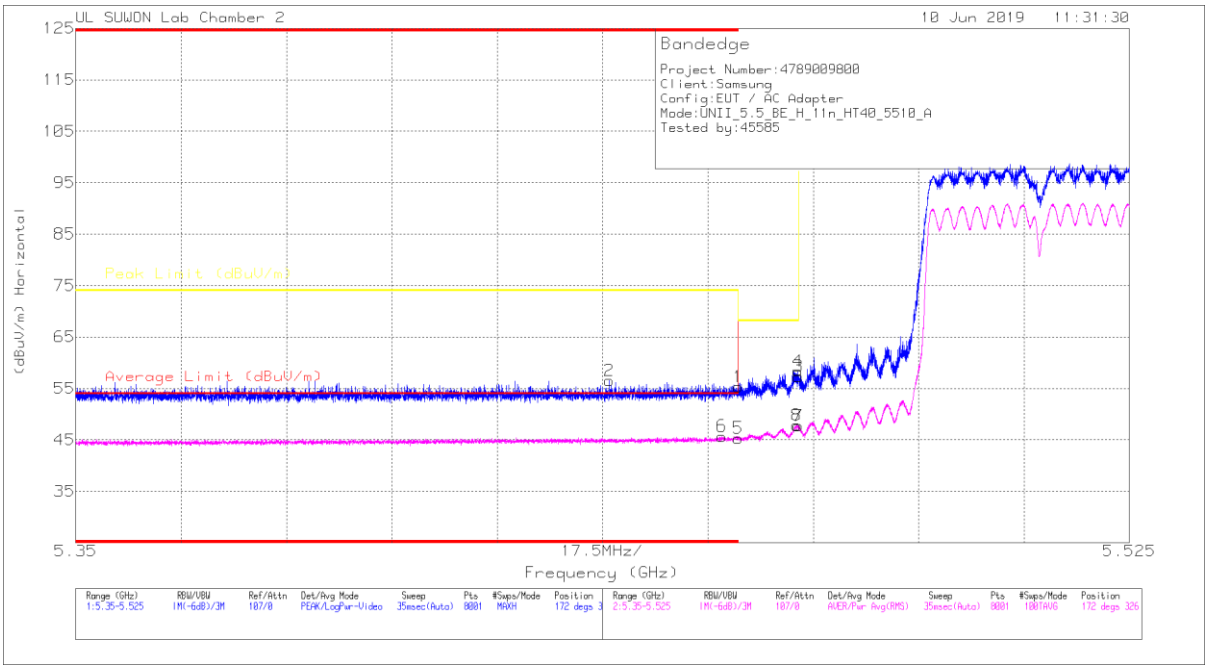

Trace Markers

Marker	Frequency (GHz)	Meter Reading (dBuV)	Det	3117_00168724	10dB[dB]	DC Corr (dB)	Corrected Reading (dBuV/m)	Average Limit (dBuV/m)	Margin (dB)	Peak Limit (dBuV/m)	PK Margin (dB)	Azimuth (Degs)	Height (cm)	Polarity
1	* 5.46	38.9	Pk	34.6	-18.2	0	55.3	-	-	74	-18.7	172	326	H
2	* 5.439	40.2	Pk	34.5	-18.2	0	56.5	-	-	74	-17.5	172	326	H
3	5.47	40.83	Pk	34.6	-18.1	0	57.33	-	-	68.2	-10.87	172	326	H
4	5.47	41.87	Pk	34.6	-18.1	0	58.37	-	-	68.2	-9.83	172	326	H
5	* 5.46	27.61	RMS	34.6	-16.9	0	45.31	54	-8.69	-	-	172	326	H
6	* 5.457	28	RMS	34.6	-16.9	0	45.7	54	-8.3	-	-	172	326	H
7	5.47	30.04	RMS	34.6	-16.9	0	47.74	-	-	-	-	172	326	H
8	5.47	30.15	RMS	34.6	-16.9	0	47.85	-	-	-	-	172	326	H

* - indicates frequency in CFR47 Pt 15 / IC RSS-Restricted Band
Pk - Peak detector
RMS - RMS detection

UL Korea, Ltd. Confidential
This report shall not be reproduced except in full, without the written approval of UL Korea, Ltd.

VERTICAL PEAK AND AVERAGE DATA

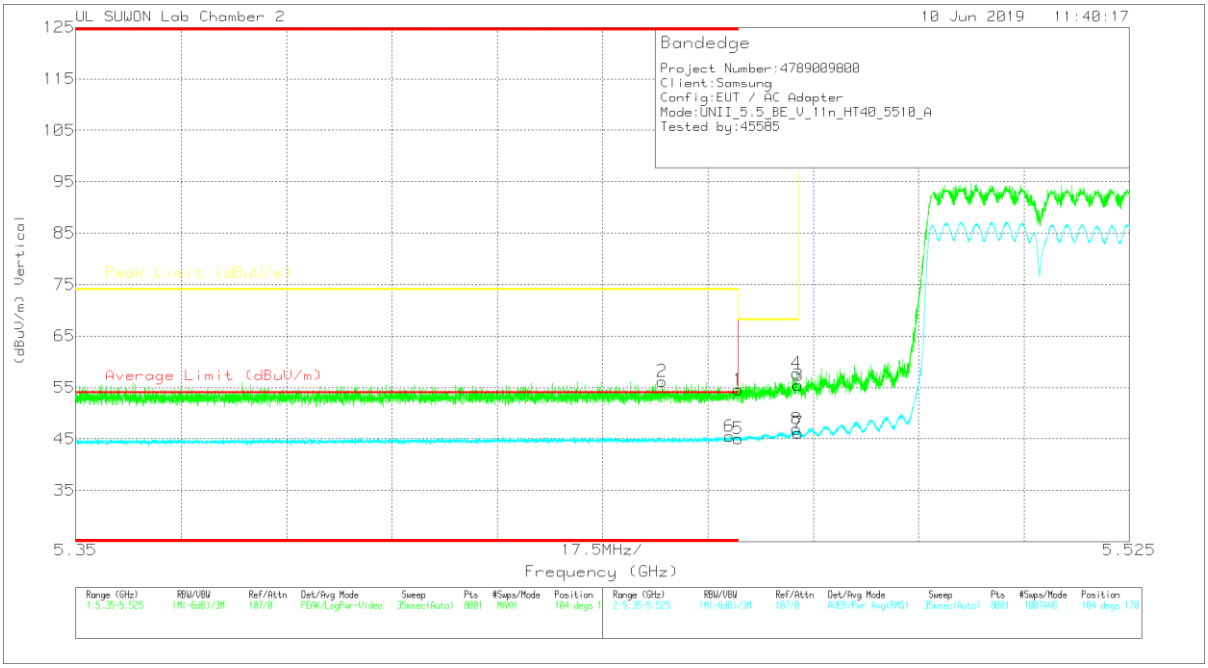

Trace Markers

Marker	Frequency (GHz)	Meter Reading (dBuV)	Det	3117_00168724	10dB[dB]	DC Corr (dB)	Corrected Reading (dBuV/m)	Average Limit (dBuV/m)	Margin (dB)	Peak Limit (dBuV/m)	PK Margin (dB)	Azimuth (Degs)	Height (cm)	Polarity
1	* 5.46	38.14	Pk	34.6	-18.2	0	54.54	-	-	74	-19.46	104	170	V
2	* 5.447	39.89	Pk	34.5	-18.2	0	56.19	-	-	74	-17.81	104	170	V
3	5.47	38.94	Pk	34.6	-18.1	0	55.44	-	-	68.2	-12.76	104	170	V
4	5.47	41.28	Pk	34.6	-18.1	0	57.78	-	-	68.2	-10.42	104	170	V
5	* 5.46	27.37	RMS	34.6	-16.9	0	45.07	54	-8.93	-	-	104	170	V
6	* 5.459	27.84	RMS	34.6	-16.9	0	45.54	54	-8.46	-	-	104	170	V
7	5.47	28.49	RMS	34.6	-16.9	0	46.19	-	-	-	-	104	170	V
8	5.47	29.25	RMS	34.6	-16.9	0	46.95	-	-	-	-	104	170	V

* - indicates frequency in CFR47 Pt 15 / IC RSS-Restricted Band
Pk - Peak detector
RMS - RMS detection

UL Korea, Ltd. Confidential
This report shall not be reproduced except in full, without the written approval of UL Korea, Ltd.

AUTHORIZED BANDEDGE (HIGH CHANNEL)

HORIZONTAL PEAK AND AVERAGE DATA

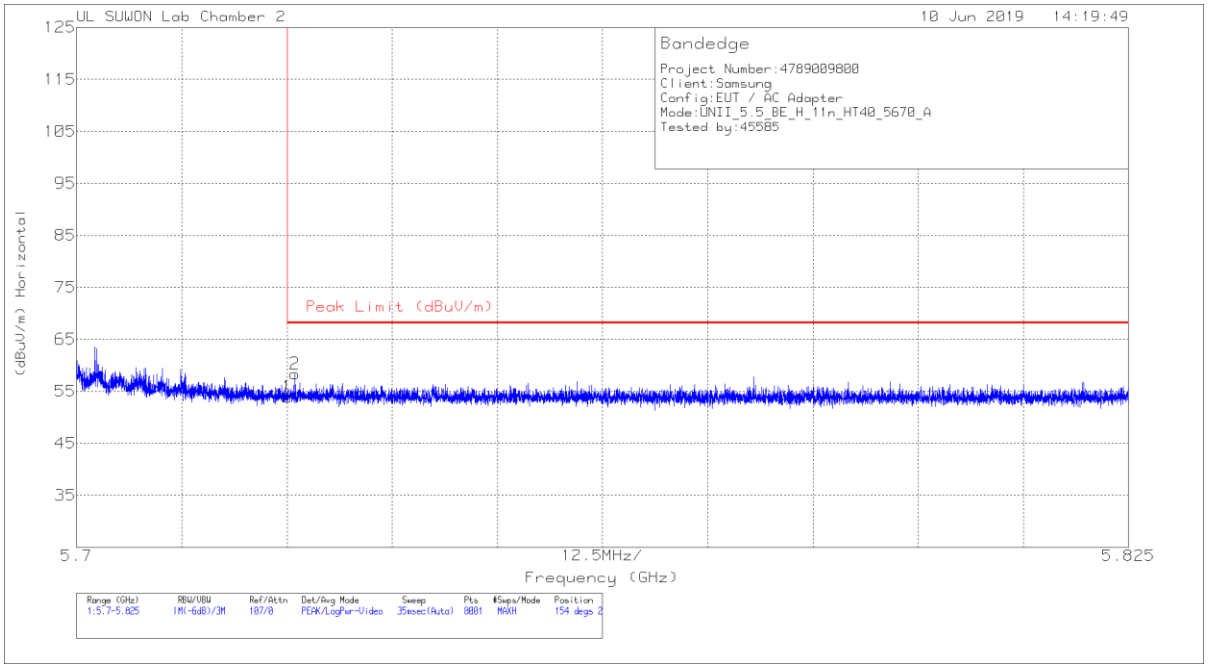

Trace Markers

Marker	Frequency (GHz)	Meter Reading (dBuV)	Det	3117_00168724	10dB[dB]	DC Corr (dB)	Corrected Reading (dBuV/m)	Peak Limit (dBuV/m)	PK Margin (dB)	Azimuth (Degs)	Height (cm)	Polarity
1	5.725	36.81	Pk	34.7	-17.6	0	53.91	68.2	-14.29	154	219	H
2	5.726	41.18	Pk	34.7	-17.5	0	58.38	68.2	-9.82	154	219	H

Pk - Peak detector

UL Korea, Ltd. Confidential
This report shall not be reproduced except in full, without the written approval of UL Korea, Ltd.

VERTICAL PEAK AND AVERAGE DATA

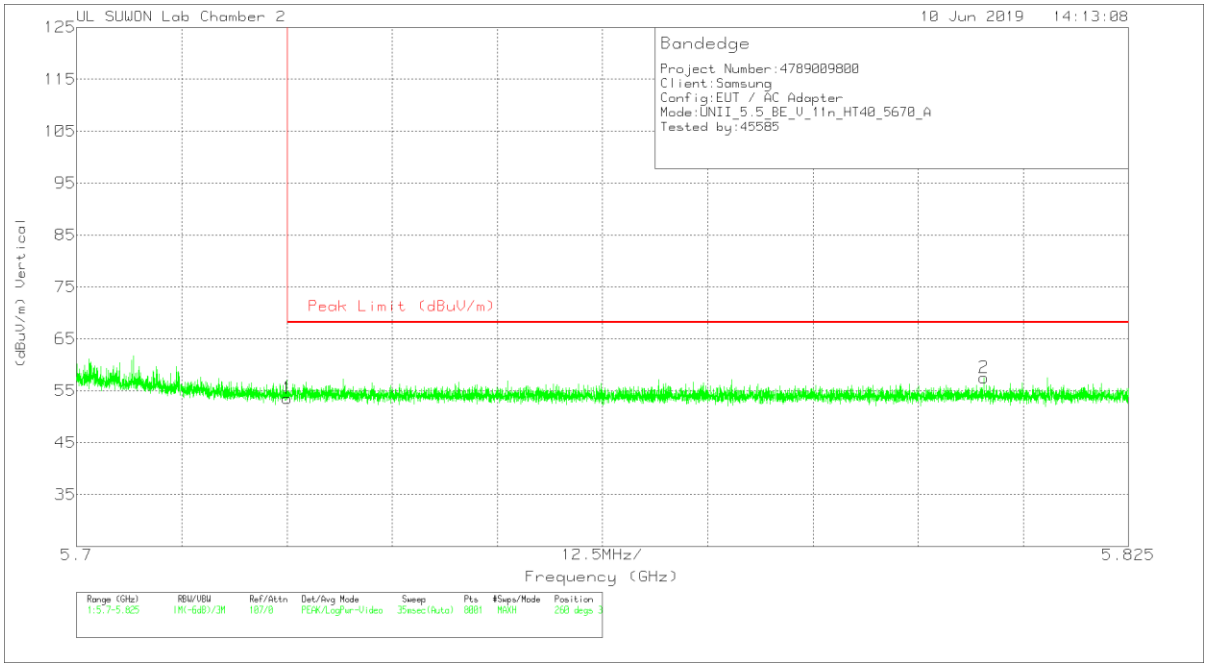

Trace Markers

Marker	Frequency (GHz)	Meter Reading (dBuV)	Det	3117_00168724	10dB[dB]	DC Corr (dB)	Corrected Reading (dBuV/m)	Peak Limit (dBuV/m)	PK Margin (dB)	Azimuth (Degs)	Height (cm)	Polarity
1	5.725	36.45	Pk	34.7	-17.6	0	53.55	68.2	-14.65	260	312	V
2	5.808	40.25	Pk	34.8	-17.5	0	57.55	68.2	-10.65	260	312	V

Pk - Peak detector

UL Korea, Ltd. Suwon Laboratory FORM ID: FCC_15E
218 Maeyeong-ro, Yeongtong-gu, Suwon-si, Gyeonggi-do, 16675 Korea TEL: (031) 337-9902,FAX: (031) 213-5433
UL Korea, Ltd. Confidential
This report shall not be reproduced except in full, without the written approval of UL Korea, Ltd.

HARMONICS AND SPURIOUS EMISSIONS

LOW CHANNEL HORIZONTAL

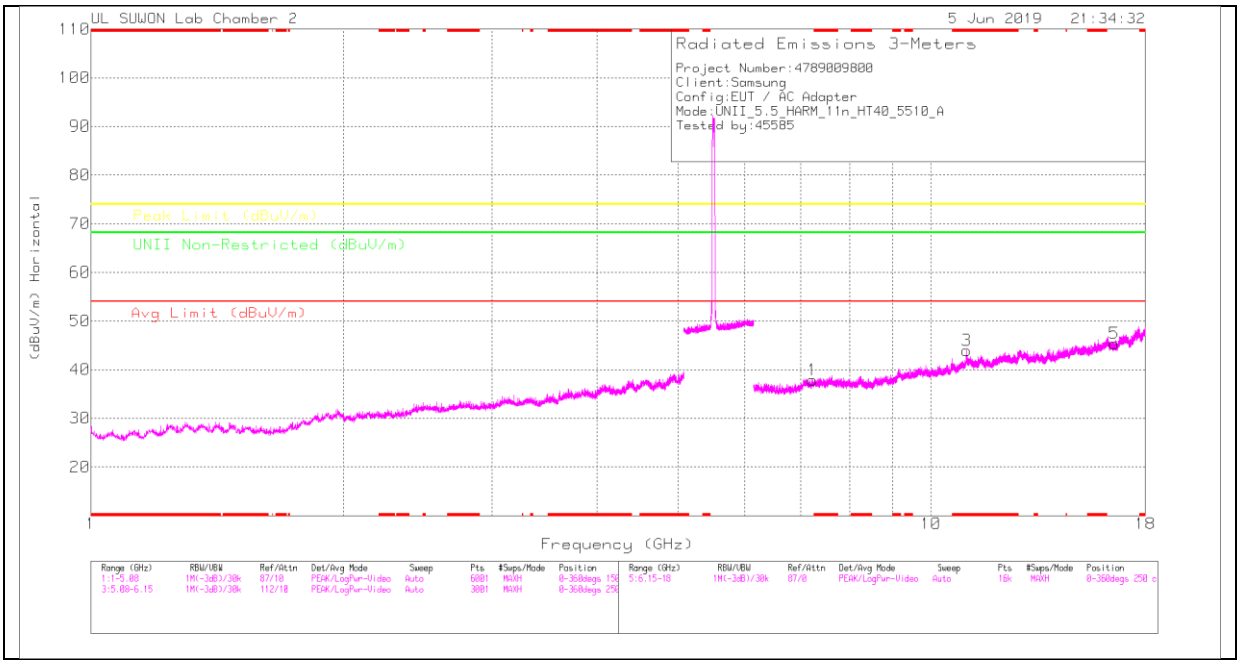

LOW CHANNEL VERTICAL

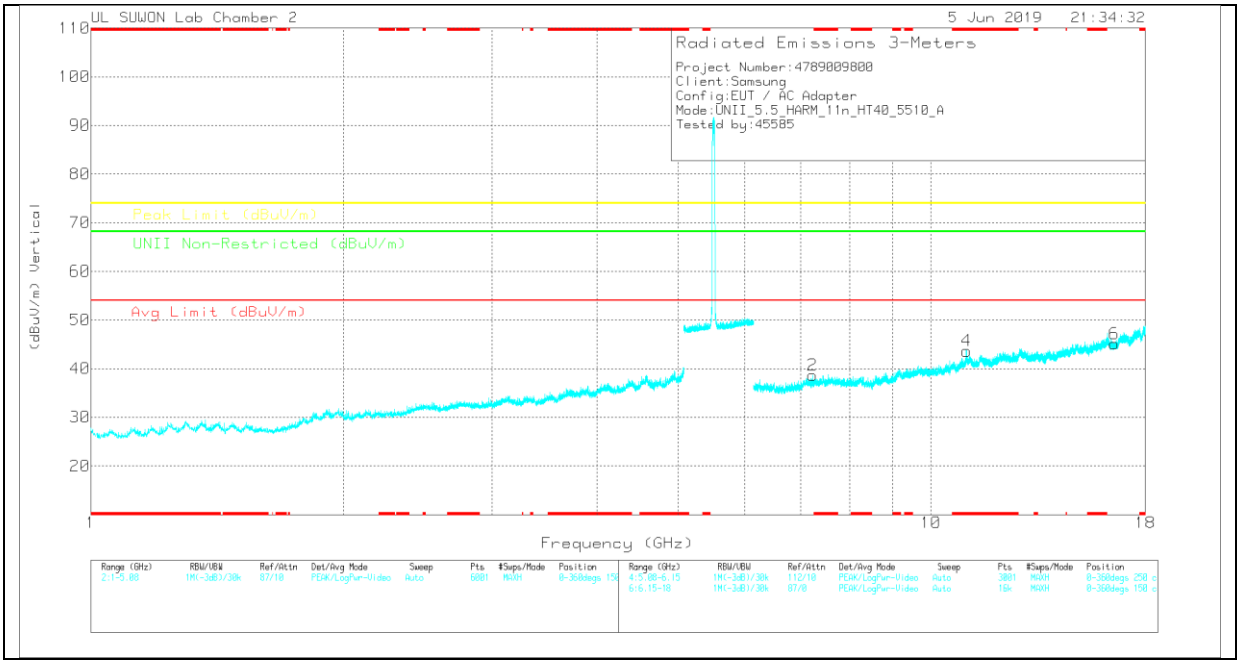

Note: Emission was scanned up to 40GHz; No emissions were detected above the noise floor which was at least 20dB below the specification limit.

UL Korea, Ltd. Confidential
This report shall not be reproduced except in full, without the written approval of UL Korea, Ltd.

LOW CHANNEL DATA

Trace Markers

Marker	Frequency (GHz)	Meter Reading (dBuV)	Det	3117_00168724	6GHz_HP[dB]	DC Corr (dB)	Corrected Reading (dBuV/m)	Avg Limit (dBuV/m)	Margin (dB)	Peak Limit (dBuV/m)	Margin (dB)	UNII Non-Restricted (dBuV/m)	Margin (dB)	Azimuth (Degs)	Height (cm)	Polarity
1	7.23	27.16	PK	36.1	-25.4	0	37.86	-	-	-	-	68.2	-30.34	0-360	250	H
3	* 11.023	26.44	PK	38.1	-20.6	0	43.94	-	-	74	-30.06	-	-	0-360	250	H
5	16.534	24.66	PK	40.5	-19.8	0	45.36	-	-	-	-	68.2	-22.84	0-360	150	H
2	7.231	27.86	PK	36.1	-25.3	0	38.66	-	-	-	-	68.2	-29.54	0-360	150	V
4	* 11.017	26.13	PK	38.1	-20.6	0	43.63	-	-	74	-30.37	-	-	0-360	150	V
6	16.531	24.42	PK	40.5	-19.8	0	45.12	-	-	-	-	68.2	-23.08	0-360	250	V

* - indicates frequency in CFR47 Pt 15 / IC RSS-Restricted Band
PK – Peak Detector

Radiated Emissions

Frequency (GHz)	Meter Reading (dBuV)	Det	3117_00168724	6GHz_HP[dB]	DC Corr (dB)	Corrected Reading (dBuV/m)	Avg Limit (dBuV/m)	Margin (dB)	Peak Limit (dBuV/m)	Margin (dB)	UNII Non-Restricted (dBuV/m)	Margin (dB)	Azimuth (Degs)	Height (cm)	Polarity
* 11.021	36.12	PK-U	38.1	-20.6	0	53.62	-	-	74	-20.38	-	-	145	162	H
* 11.02	24.04	ADR	38.1	-20.6	0	41.54	54	-12.46	-	-	-	-	145	162	H
* 11.017	37.06	PK-U	38.1	-20.6	0	54.56	-	-	74	-19.44	-	-	184	144	V
* 11.019	24.69	ADR	38.1	-20.6	0	42.19	54	-11.81	-	-	-	-	184	144	V

* - indicates frequency in CFR47 Pt 15 / IC RSS-Restricted Band
PK-U - U-NII: Maximum Peak
ADR - U-NII AD primary method, RMS average

UL Korea, Ltd. Suwon Laboratory FORM ID: FCC_15E
218 Maeyeong-ro, Yeongtong-gu, Suwon-si, Gyeonggi-do, 16675 Korea TEL: (031) 337-9902,FAX: (031) 213-5433
UL Korea, Ltd. Confidential
This report shall not be reproduced except in full, without the written approval of UL Korea, Ltd.

MID CHANNEL HORIZONTAL

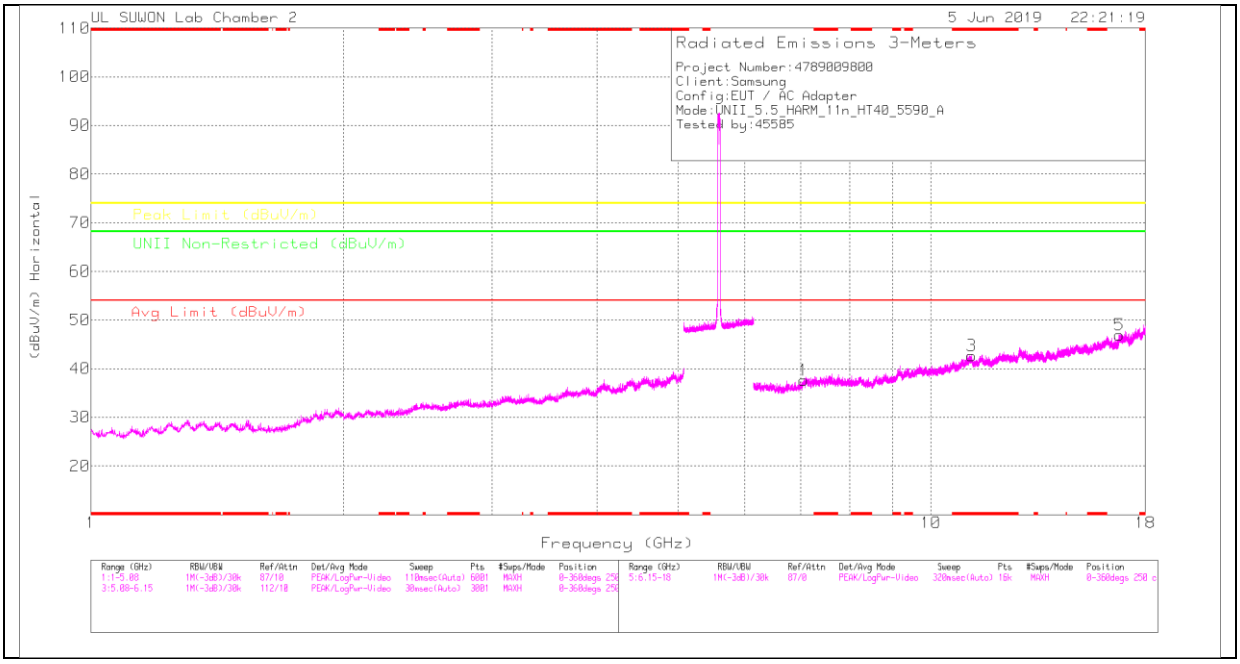

MID CHANNEL VERTICAL

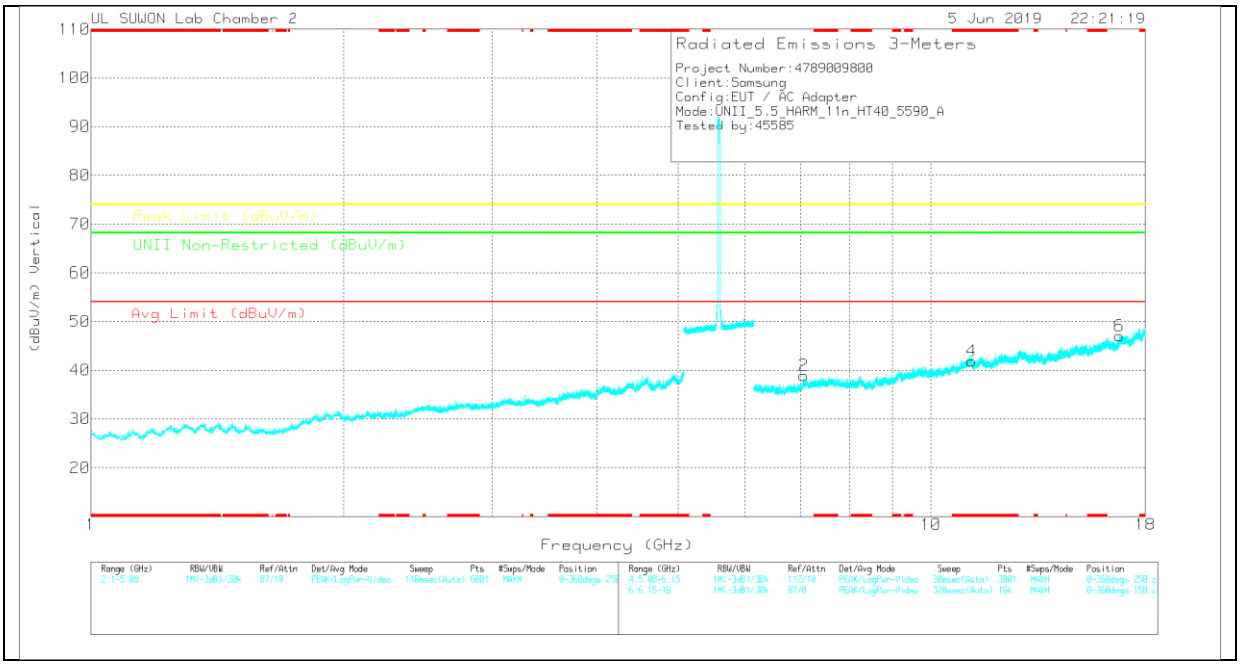

Note: Emission was scanned up to 40GHz; No emissions were detected above the noise floor which was at least 20dB below the specification limit.

UL Korea, Ltd. Confidential
This report shall not be reproduced except in full, without the written approval of UL Korea, Ltd.

MID CHANNEL DATA

Trace Markers

Marker	Frequency (GHz)	Meter Reading (dBuV)	Det	3117_00168724	6GHz_HP[dB]	DC Corr (dB)	Corrected Reading (dBuV/m)	Avg Limit (dBuV/m)	Margin (dB)	Peak Limit (dBuV/m)	Margin (dB)	UNII Non-Restricted (dBuV/m)	Margin (dB)	Azimuth (Degs)	Height (cm)	Polarity
1	7.054	26.16	PK	35.9	-24.5	0	37.56	-	-	-	-	68.2	-30.64	0-360	250	H
3	* 11.173	24.11	PK	38.2	-19.6	0	42.71	-	-	74	-31.29	-	-	0-360	250	H
5	16.764	24.84	PK	41	-18.9	0	46.94	-	-	-	-	68.2	-21.26	0-360	150	H
2	7.055	27.51	PK	35.9	-24.5	0	38.91	-	-	-	-	68.2	-29.29	0-360	150	V
4	* 11.171	23.27	PK	38.2	-19.6	0	41.87	-	-	74	-32.13	-	-	0-360	150	V
6	16.771	24.85	PK	41	-18.8	0	47.05	-	-	-	-	68.2	-21.15	0-360	250	V

* - indicates frequency in CFR47 Pt 15 / IC RSS-Restricted Band
PK – Peak Detector

Note: Only peak measurement was performed. Because peak measurement result of unwanted emission is less than average limit (54dBuV/m).

UL Korea, Ltd. Confidential
This report shall not be reproduced except in full, without the written approval of UL Korea, Ltd.

HIGH CHANNEL HORIZONTAL

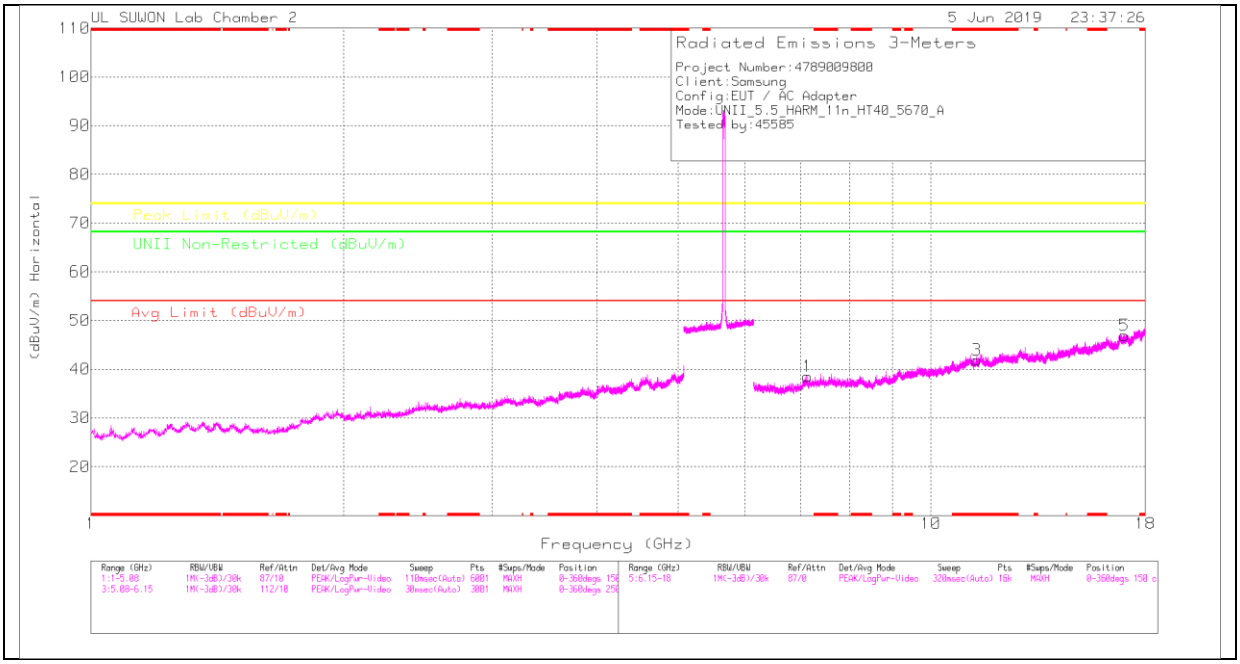

HIGH CHANNEL VERTICAL

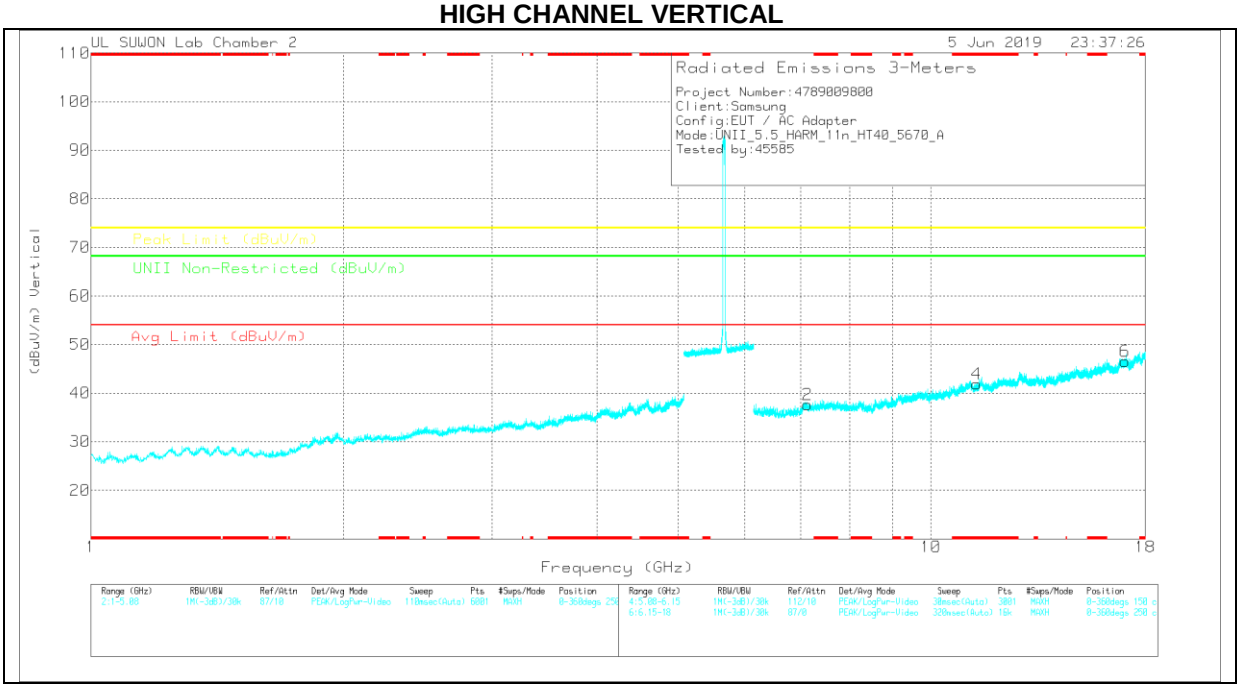

Note: Emission was scanned up to 40GHz; No emissions were detected above the noise floor which was at least 20dB below the specification limit.

UL Korea, Ltd. Confidential
This report shall not be reproduced except in full, without the written approval of UL Korea, Ltd.

HIGH CHANNEL DATA

Trace Markers

Marker	Frequency (GHz)	Meter Reading (dBuV)	Det	3117_00168724	6GHz_HP[dB]	DC Corr (dB)	Corrected Reading (dBuV/m)	Avg Limit (dBuV/m)	Margin (dB)	Peak Limit (dBuV/m)	Margin (dB)	UNII Non-Restricted (dBuV/m)	Margin (dB)	Azimuth (Degs)	Height (cm)	Polarity
1	7.125	26.35	PK	36	-23.8	0	38.55	-	-	-	-	68.2	-29.65	0-360	150	H
3	* 11.336	23.83	PK	38.3	-20.3	0	41.83	-	-	74	-32.17	-	-	0-360	150	H
5	17.007	24.18	PK	41.3	-18.5	0	46.98	-	-	-	-	68.2	-21.22	0-360	150	H
2	7.125	25.4	PK	36	-23.8	0	37.6	-	-	-	-	68.2	-30.6	0-360	150	V
4	* 11.336	23.83	PK	38.3	-20.3	0	41.83	-	-	74	-32.17	-	-	0-360	250	V
6	17.013	23.8	PK	41.3	-18.6	0	46.5	-	-	-	-	68.2	-21.7	0-360	250	V

* - indicates frequency in CFR47 Pt 15 / IC RSS-Restricted Band
PK – Peak Detector

Note: Only peak measurement was performed. Because peak measurement result of unwanted emission is less than average limit (54dBuV/m).

UL Korea, Ltd. Confidential
This report shall not be reproduced except in full, without the written approval of UL Korea, Ltd.

11.3.4. TX ABOVE 1GHz 802.11ac VHT80 2Tx CDD MODE IN THE 5.5GHz BAND RESTRICTED BANDEDGE (LOW CHANNEL)

HORIZONTAL PEAK AND AVERAGE DATA

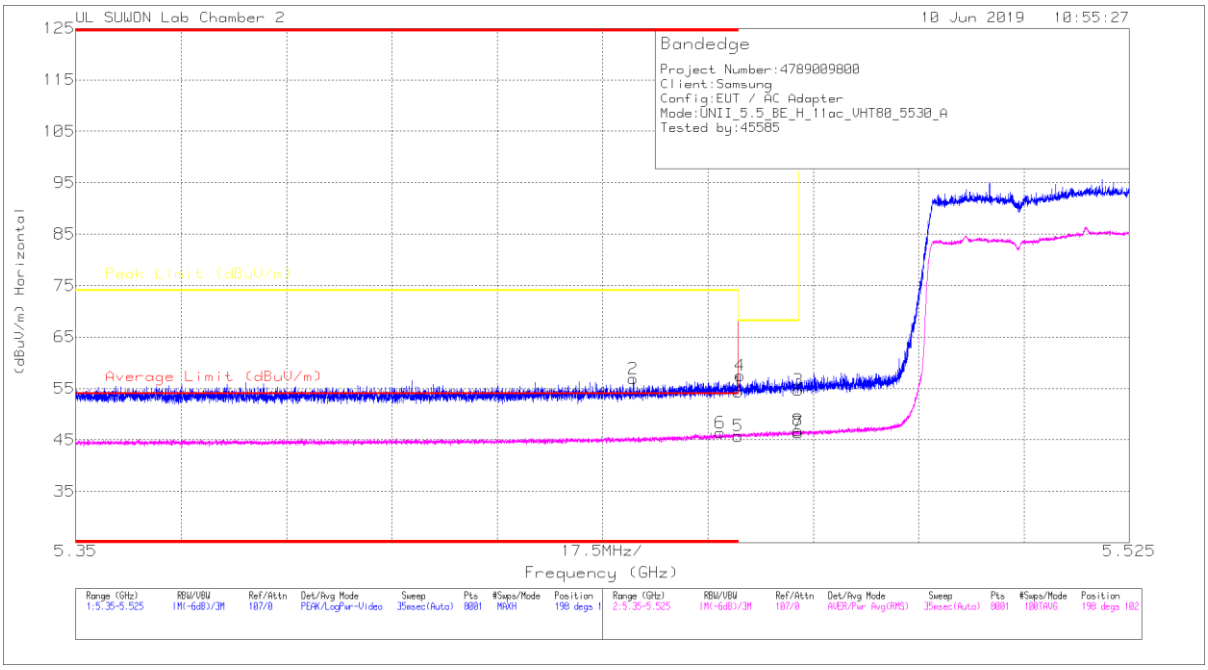

Trace Markers

Marker	Frequency (GHz)	Meter Reading (dBuV)	Det	3117_00168724	10dB[dB]	DC Corr (dB)	Corrected Reading (dBuV/m)	Average Limit (dBuV/m)	Margin (dB)	Peak Limit (dBuV/m)	PK Margin (dB)	Azimuth (Degs)	Height (cm)	Polarity
1	* 5.46	37.93	Pk	34.6	-18.2	0	54.33	-	-	74	-19.67	198	102	H
2	* 5.443	40.47	Pk	34.5	-18.1	0	56.87	-	-	74	-17.13	198	102	H
3	5.47	38.2	Pk	34.6	-18.1	0	54.7	-	-	68.2	-13.5	198	102	H
4	5.46	41.12	Pk	34.6	-18.2	0	57.52	-	-	68.2	-10.68	198	102	H
5	* 5.46	28.02	RMS	34.6	-16.9	0	45.72	54	-8.28	-	-	198	102	H
6	* 5.457	28.67	RMS	34.6	-16.9	0	46.37	54	-7.63	-	-	198	102	H
7	5.47	28.69	RMS	34.6	-16.9	0	46.39	-	-	-	-	198	102	H
8	5.47	29.12	RMS	34.6	-16.9	0	46.82	-	-	-	-	198	102	H

* - indicates frequency in CFR47 Pt 15 / IC RSS-Restricted Band
Pk - Peak detector
RMS - RMS detection

UL Korea, Ltd. Confidential
This report shall not be reproduced except in full, without the written approval of UL Korea, Ltd.

VERTICAL PEAK AND AVERAGE DATA

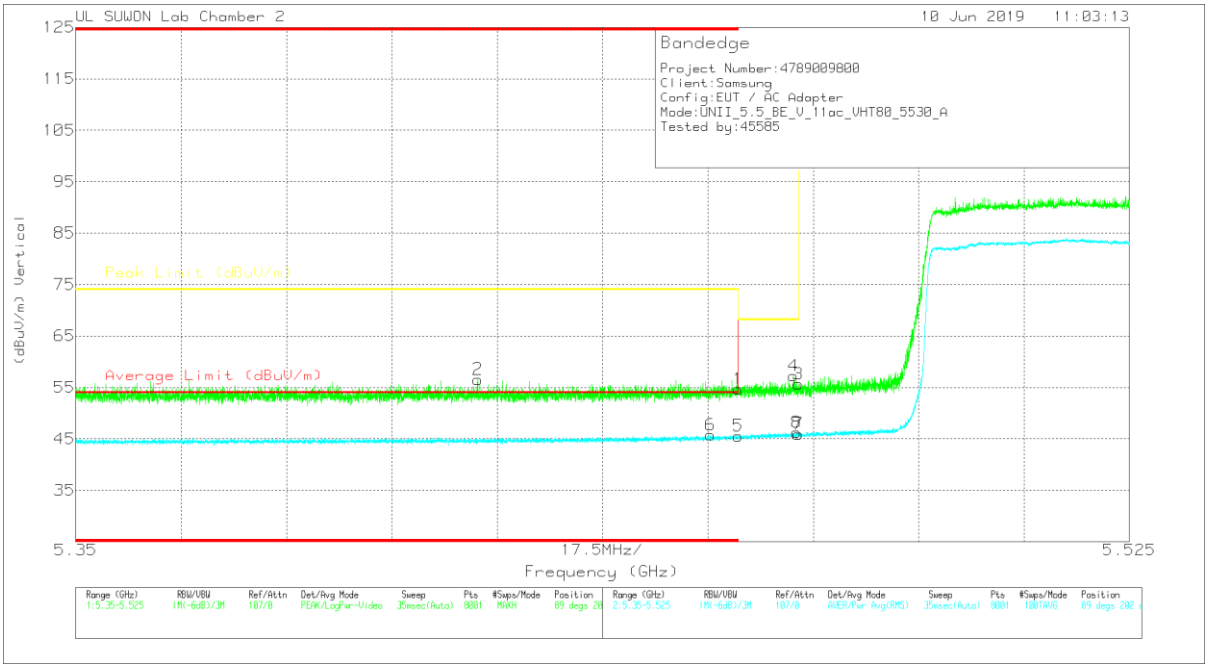

Trace Markers

Marker	Frequency (GHz)	Meter Reading (dBuV)	Det	3117_00168724	10dB[dB]	DC Corr (dB)	Corrected Reading (dBuV/m)	Average Limit (dBuV/m)	Margin (dB)	Peak Limit (dBuV/m)	PK Margin (dB)	Azimuth (Degs)	Height (cm)	Polarity
1	* 5.46	38.3	Pk	34.6	-18.2	0	54.7	-	-	74	-19.3	89	202	V
2	* 5.417	40.16	Pk	34.5	-18.1	0	56.56	-	-	74	-17.44	89	202	V
3	5.47	39.19	Pk	34.6	-18.1	0	55.69	-	-	68.2	-12.51	89	202	V
4	5.469	40.74	Pk	34.6	-18.1	0	57.24	-	-	68.2	-10.96	89	202	V
5	* 5.46	27.88	RMS	34.6	-16.9	0	45.58	54	-8.42	-	-	89	202	V
6	* 5.455	28.09	RMS	34.6	-16.9	0	45.79	54	-8.21	-	-	89	202	V
7	5.47	28.23	RMS	34.6	-16.9	0	45.93	-	-	-	-	89	202	V
8	5.47	28.54	RMS	34.6	-16.9	0	46.24	-	-	-	-	89	202	V

* - indicates frequency in CFR47 Pt 15 / IC RSS-Restricted Band
Pk - Peak detector
RMS - RMS detection

UL Korea, Ltd. Confidential
This report shall not be reproduced except in full, without the written approval of UL Korea, Ltd.

AUTHORIZED BANDEDGE (HIGH CHANNEL)

HORIZONTAL PEAK AND AVERAGE DATA

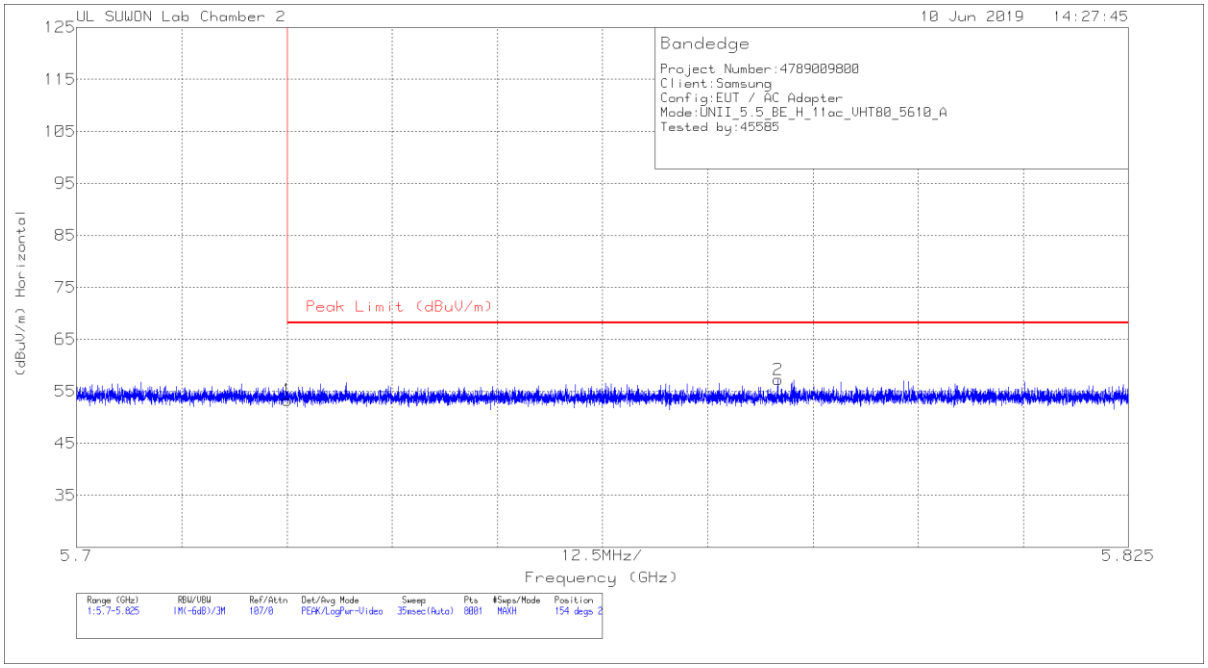

Trace Markers

Marker	Frequency (GHz)	Meter Reading (dBuV)	Det	3117_00168724	10dB[dB]	DC Corr (dB)	Corrected Reading (dBuV/m)	Peak Limit (dBuV/m)	PK Margin (dB)	Azimuth (Degs)	Height (cm)	Polarity
1	5.725	36.23	Pk	34.7	-17.6	0	53.33	68.2	-14.87	154	213	H
2	5.783	39.94	Pk	34.8	-17.5	0	57.24	68.2	-10.96	154	213	H

Pk - Peak detector

UL Korea, Ltd. Confidential
This report shall not be reproduced except in full, without the written approval of UL Korea, Ltd.

VERTICAL PEAK AND AVERAGE DATA

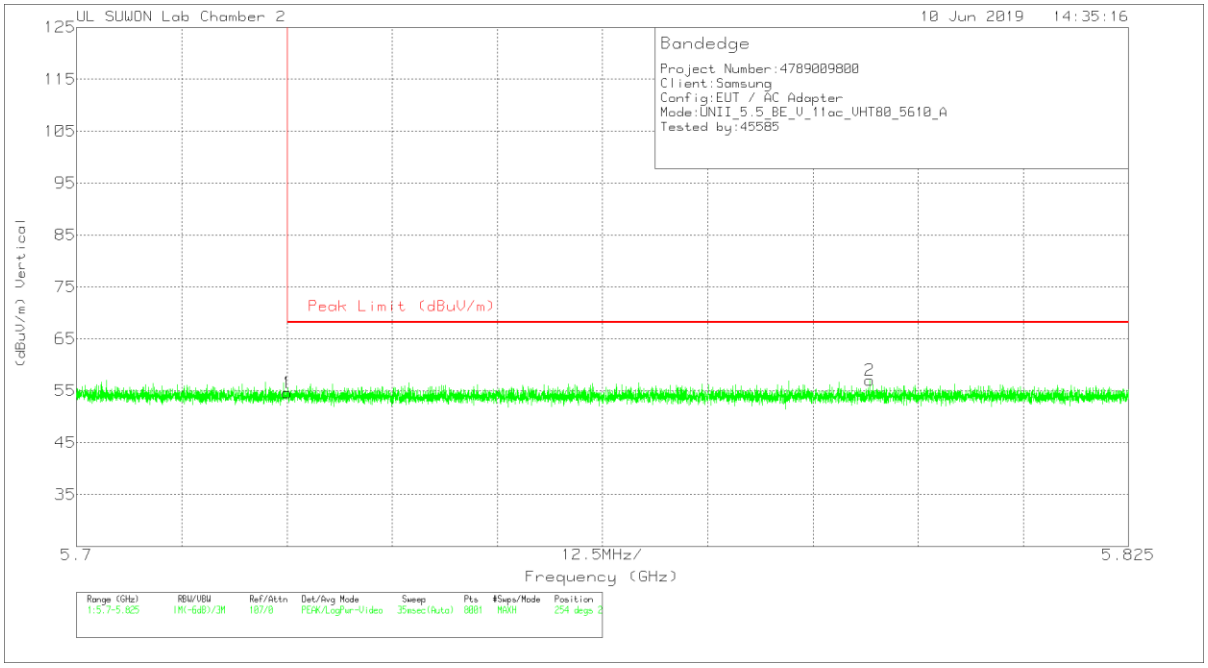

Trace Markers

Marker	Frequency (GHz)	Meter Reading (dBuV)	Det	3117_00168724	10dB[dB]	DC Corr (dB)	Corrected Reading (dBuV/m)	Peak Limit (dBuV/m)	PK Margin (dB)	Azimuth (Degs)	Height (cm)	Polarity
1	5.725	37.48	Pk	34.7	-17.6	0	54.58	68.2	-13.62	254	298	V
2	5.794	39.7	Pk	34.8	-17.5	0	57	68.2	-11.2	254	298	V

Pk - Peak detector

UL Korea, Ltd. Confidential
This report shall not be reproduced except in full, without the written approval of UL Korea, Ltd.

HARMONICS AND SPURIOUS EMISSIONS

LOW CHANNEL HORIZONTAL

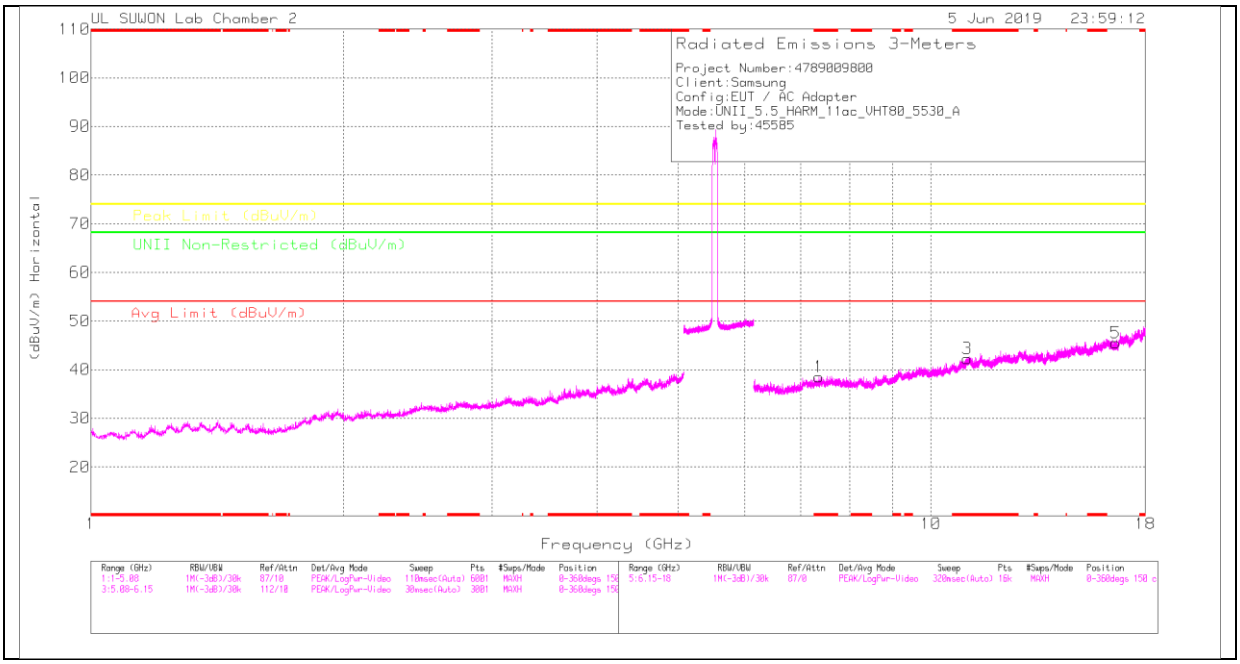

LOW CHANNEL VERTICAL

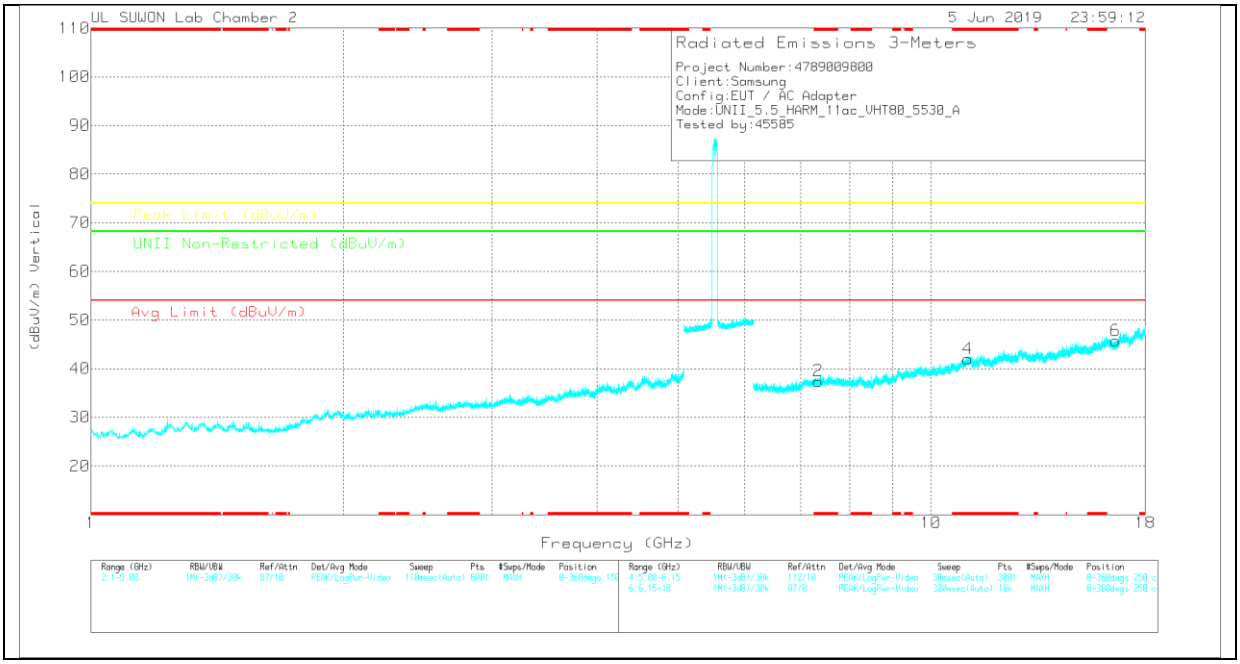

Note: Emission was scanned up to 40GHz; No emissions were detected above the noise floor which was at least 20dB below the specification limit.

UL Korea, Ltd. Confidential
This report shall not be reproduced except in full, without the written approval of UL Korea, Ltd.

LOW CHANNEL DATA

Trace Markers

Marker	Frequency (GHz)	Meter Reading (dBuV)	Det	3117_00168724	6GHz_HP[dB]	DC Corr (dB)	Corrected Reading (dBuV/m)	Avg Limit (dBuV/m)	Margin (dB)	Peak Limit (dBuV/m)	Margin (dB)	UNII Non-Restricted (dBuV/m)	Margin (dB)	Azimuth (Degs)	Height (cm)	Polarity
1	* 7.35	27.11	PK	36.2	-24.8	0	38.51	-	-	74	-35.49	-	-	0-360	150	H
3	* 11.053	24.68	PK	38.2	-20.6	0	42.28	-	-	74	-31.72	-	-	0-360	150	H
5	16.588	24.59	PK	40.6	-19.7	0	45.49	-	-	-	-	68.2	-22.71	0-360	250	H
2	* 7.346	26.02	PK	36.2	-24.8	0	37.42	-	-	74	-36.58	-	-	0-360	150	V
4	* 11.058	24.36	PK	38.2	-20.6	0	41.96	-	-	74	-32.04	-	-	0-360	150	V
6	16.594	24.91	PK	40.6	-19.7	0	45.81	-	-	-	-	68.2	-22.39	0-360	150	V

* - indicates frequency in CFR47 Pt 15 / IC RSS-Restricted Band
PK – Peak Detector

Note: Only peak measurement was performed. Because peak measurement result of unwanted emission is less than average limit (54dBuV/m).

UL Korea, Ltd. Confidential
This report shall not be reproduced except in full, without the written approval of UL Korea, Ltd.

HIGH CHANNEL HORIZONTAL

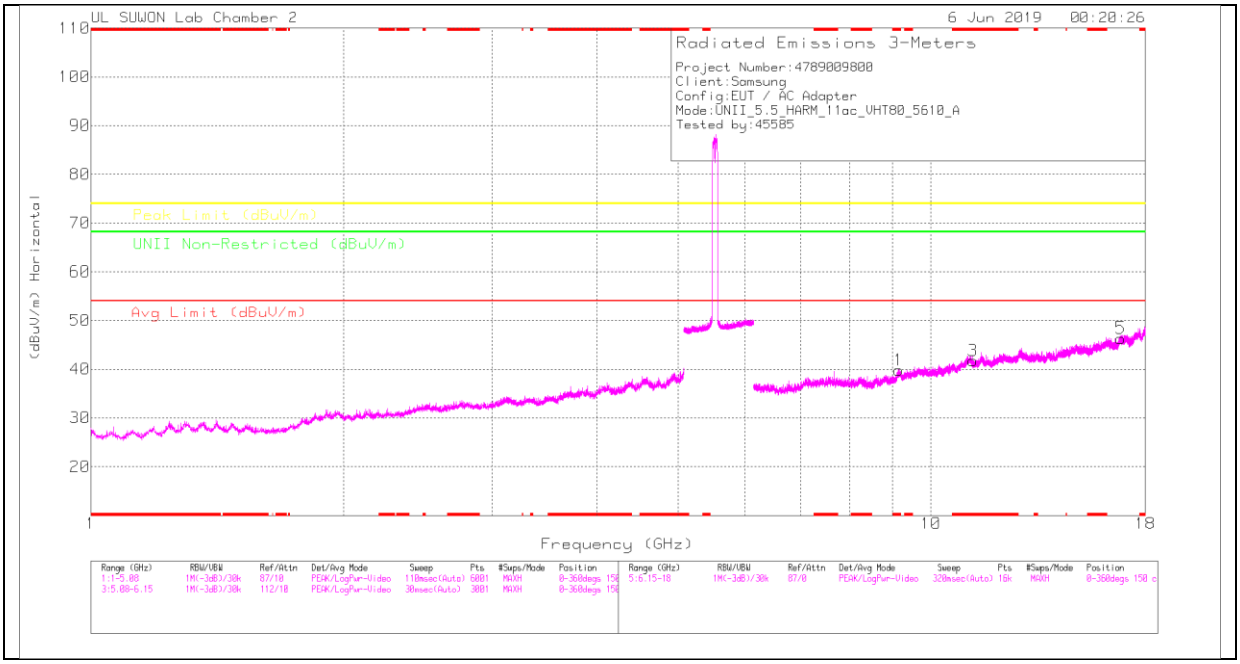

HIGH CHANNEL VERTICAL

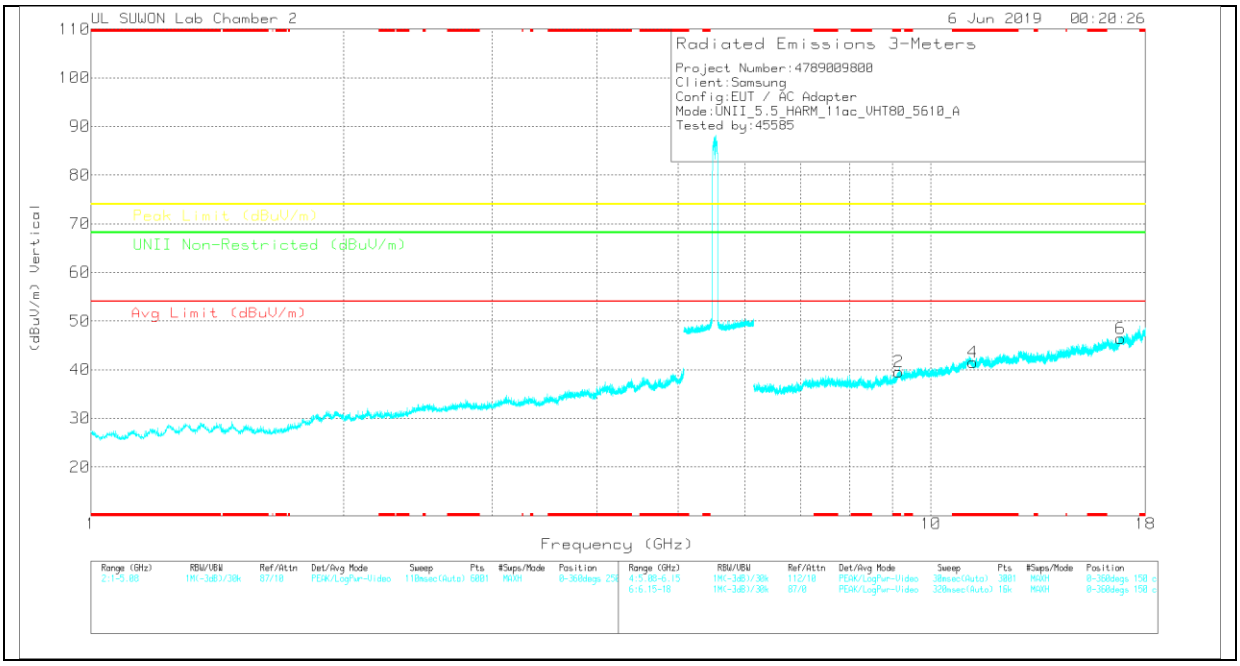

Note: Emission was scanned up to 40GHz; No emissions were detected above the noise floor which was at least 20dB below the specification limit.

UL Korea, Ltd. Confidential
This report shall not be reproduced except in full, without the written approval of UL Korea, Ltd.

HIGH CHANNEL DATA

Trace Markers

Marker	Frequency (GHz)	Meter Reading (dBuV)	Det	3117_00168724	6GHz_HP[dB]	DC Corr (dB)	Corrected Reading (dBuV/m)	Avg Limit (dBuV/m)	Margin (dB)	Peak Limit (dBuV/m)	Margin (dB)	UNII Non-Restricted (dBuV/m)	Margin (dB)	Azimuth (Degs)	Height (cm)	Polarity
1	* 9.154	24.86	PK	36.6	-21.6	0	39.86	-	-	74	-34.14	-	-	0-360	250	H
3	* 11.216	23.52	PK	38.3	-20.1	0	41.72	-	-	74	-32.28	-	-	0-360	250	H
5	16.828	23.84	PK	41.1	-18.6	0	46.34	-	-	-	-	68.2	-21.86	0-360	150	H
2	* 9.152	24.5	PK	36.6	-21.6	0	39.5	-	-	74	-34.5	-	-	0-360	150	V
4	* 11.216	23.4	PK	38.3	-20.2	0	41.5	-	-	74	-32.5	-	-	0-360	150	V
6	16.831	23.93	PK	41.1	-18.6	0	46.43	-	-	-	-	68.2	-21.77	0-360	250	V

* - indicates frequency in CFR47 Pt 15 / IC RSS-Restricted Band
PK – Peak Detector

Note: Only peak measurement was performed. Because peak measurement result of unwanted emission is less than average limit (54dBuV/m).

UL Korea, Ltd. Confidential
This report shall not be reproduced except in full, without the written approval of UL Korea, Ltd.

11.4. 5.8 GHz

11.4.1. TX ABOVE 1GHz 802.11a 2Tx CDD MODE IN THE 5.8GHz BAND BANDEDGE (LOW CHANNEL)

HORIZONTAL PEAK PLOT

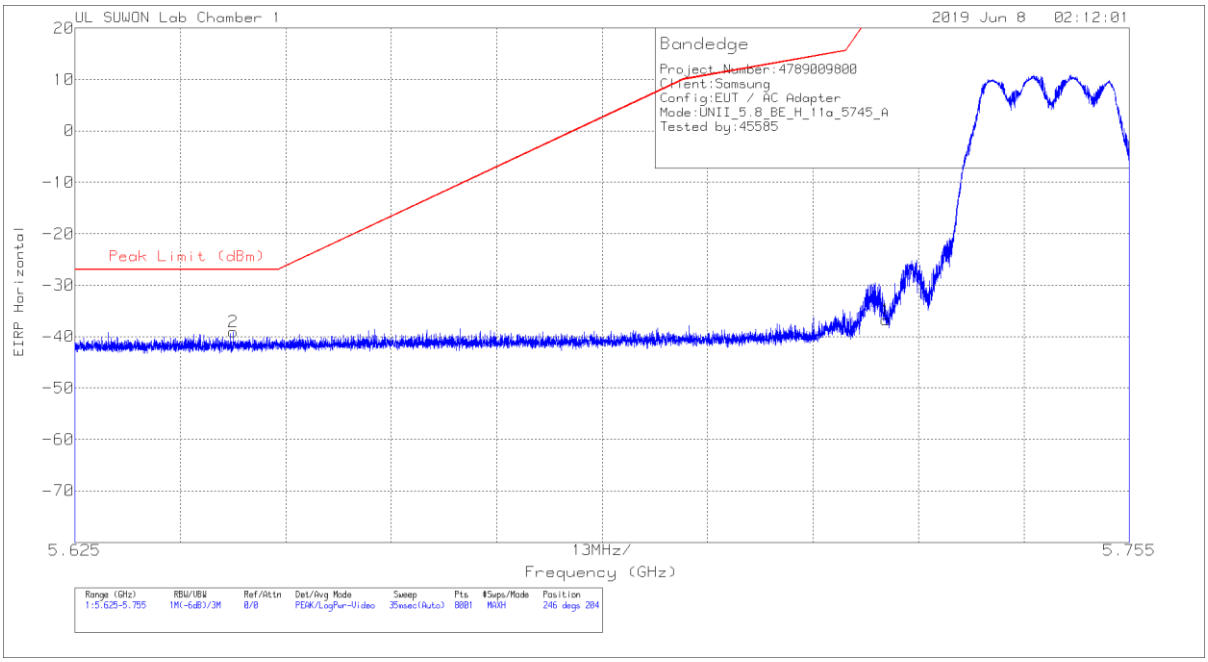

Trace Markers

Marker	Frequency (GHz)	Meter Reading (dBm)	Det	3117_00168717	10dB[dB]	Conversion Factor (dB)	DC Corr (dB)	Corrected Reading EIRP	Peak Limit (dBm)	PK Margin (dB)	Azimuth (Degs)	Height (cm)	Polarity
1	5.72499	-62.27	Pk	34.8	-21.1	11.8	0	-36.77	26.97	-63.74	246	204	H
2	5.6445	-64.43	Pk	34.7	-21.1	11.8	0	-39.03	-27	-12.03	246	204	H

Pk - Peak detector

UL Korea, Ltd. Confidential
This report shall not be reproduced except in full, without the written approval of UL Korea, Ltd.

VERTICAL PEAK PLOT

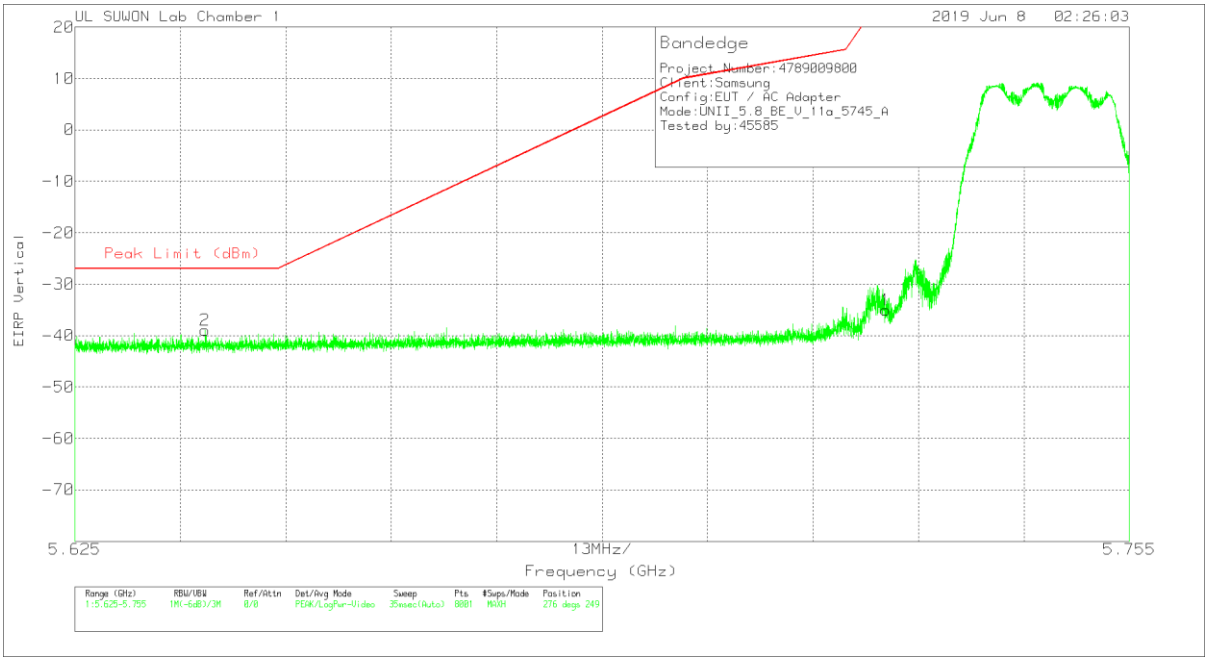

Trace Markers

Marker	Frequency (GHz)	Meter Reading (dBm)	Det	3117_00168717	10dB[dB]	Conversion Factor (dB)	DC Corr (dB)	Corrected Reading EIRP	Peak Limit (dBm)	PK Margin (dB)	Azimuth (Degs)	Height (cm)	Polarity
1	5.72499	-60.55	Pk	34.8	-21.1	11.8	0	-35.05	26.97	-62.02	276	249	V
2	5.64107	-64.29	Pk	34.7	-21.1	11.8	0	-38.89	-27	-11.89	276	249	V

Pk - Peak detector

UL Korea, Ltd. Confidential
This report shall not be reproduced except in full, without the written approval of UL Korea, Ltd.

BANDEDGE (HIGH CHANNEL)

HORIZONTAL PEAK PLOT

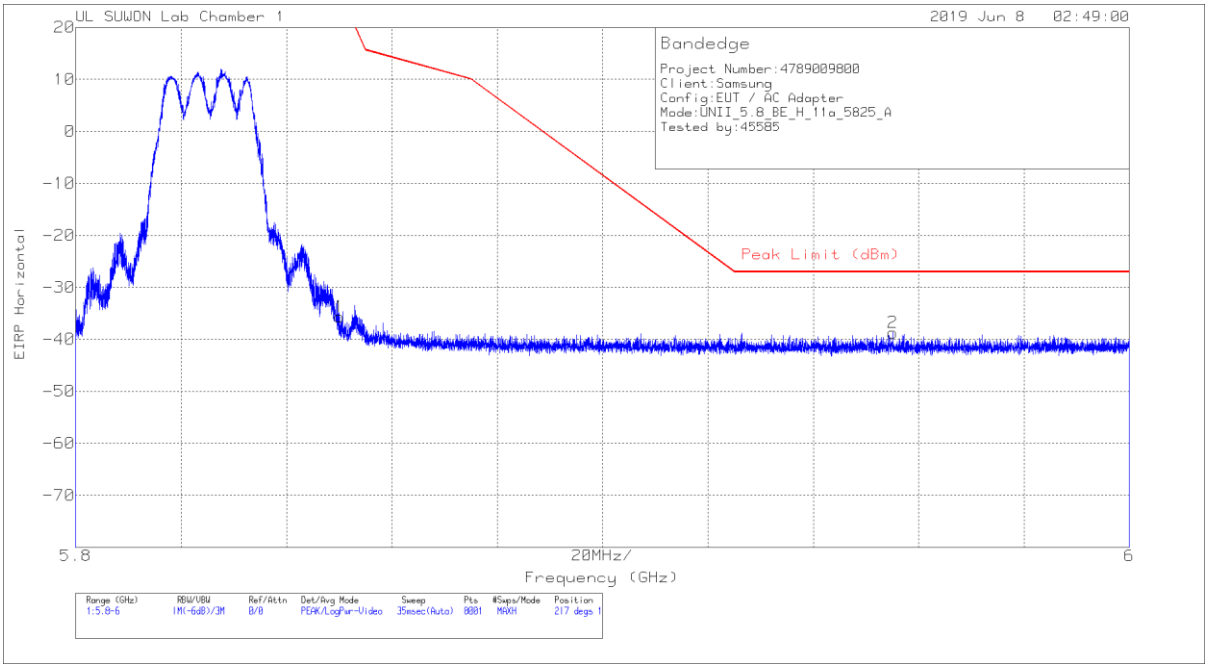

Trace Markers

Marker	Frequency (GHz)	Meter Reading (dBm)	Det	3117_00168717	10dB[dB]	Conversion Factor (dB)	DC Corr (dB)	Corrected Reading EIRP	Peak Limit (dBm)	PK Margin (dB)	Azimuth (Degs)	Height (cm)	Polarity
1	5.85003	-61.44	Pk	35	-21	11.8	0	-35.64	26.94	-62.58	217	199	H
2	5.9551	-64.82	Pk	35.1	-20.8	11.8	0	-38.72	-27	-11.72	217	199	H

Pk - Peak detector

UL Korea, Ltd. Confidential
This report shall not be reproduced except in full, without the written approval of UL Korea, Ltd.

VERTICAL PEAK PLOT

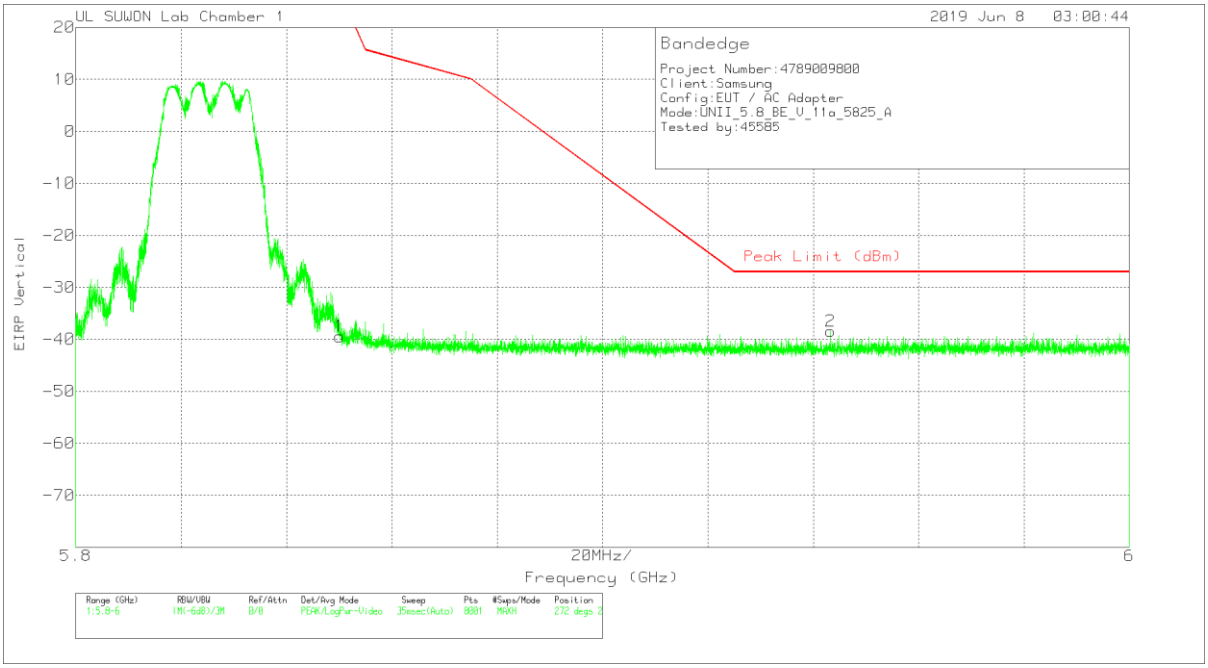

Trace Markers

Marker	Frequency (GHz)	Meter Reading (dBm)	Det	3117_00168717	10dB[dB]	Conversion Factor (dB)	DC Corr (dB)	Corrected Reading EIRP	Peak Limit (dBm)	PK Margin (dB)	Azimuth (Degs)	Height (cm)	Polarity
1	5.85003	-65.25	Pk	35	-21	11.8	0	-39.45	26.94	-66.39	272	275	V
2	5.94328	-64.54	Pk	35.1	-20.8	11.8	0	-38.44	-27	-11.44	272	275	V

Pk - Peak detector

UL Korea, Ltd. Confidential
This report shall not be reproduced except in full, without the written approval of UL Korea, Ltd.

LOW CHANNEL HORIZONTAL

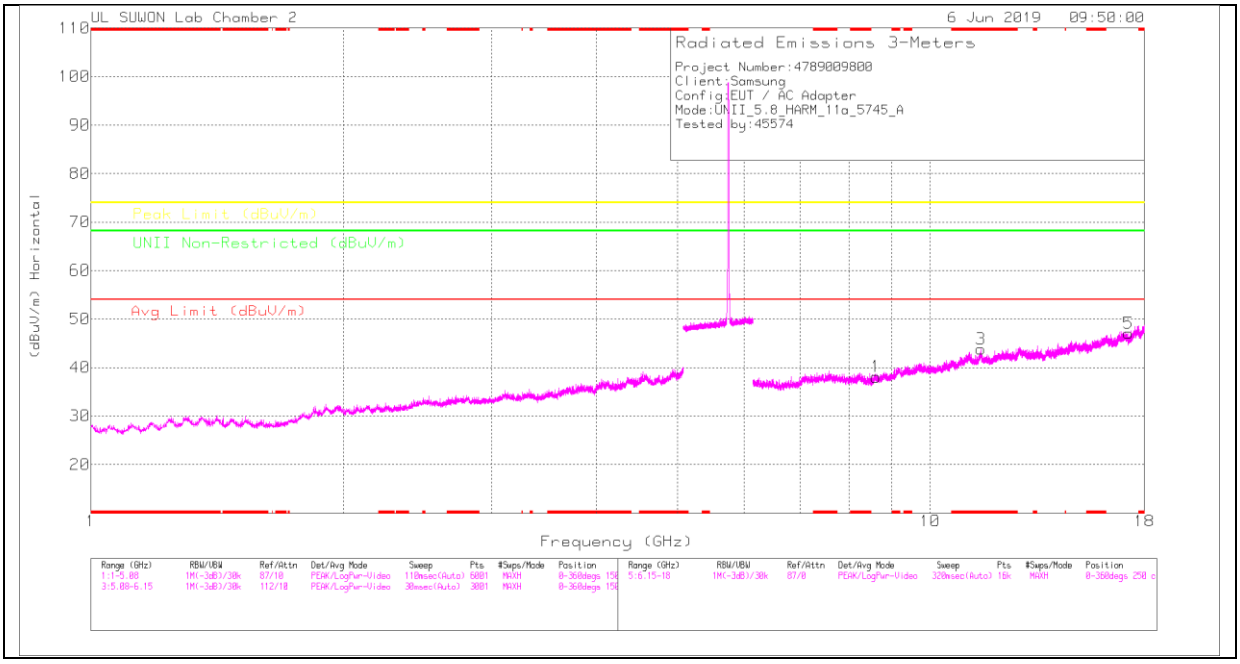

LOW CHANNEL VERTICAL

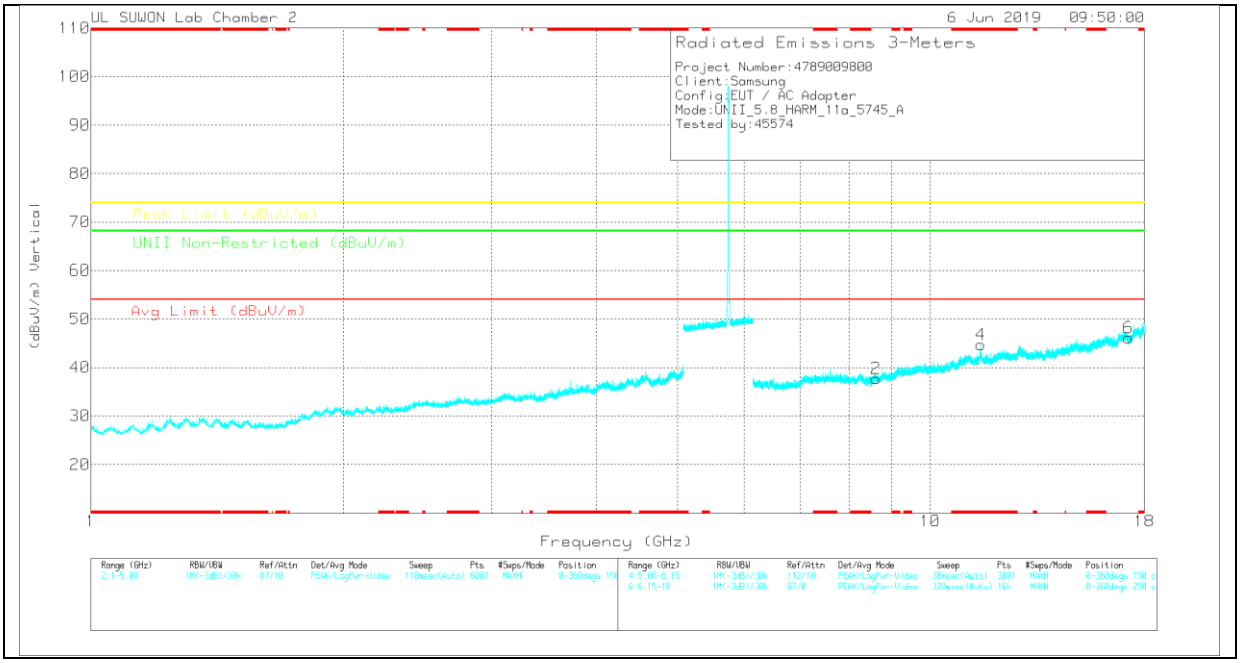

Note: Emission was scanned up to 40GHz; No emissions were detected above the noise floor which was at least 20dB below the specification limit.

UL Korea, Ltd. Confidential
This report shall not be reproduced except in full, without the written approval of UL Korea, Ltd.

LOW CHANNEL DATA

Trace Markers

Marker	Frequency (GHz)	Meter Reading (dBuV)	Det	3117_00168724	6GHz_HP[dB]	DC Corr (dB)	Corrected Reading (dBuV/m)	Avg Limit (dBuV/m)	Margin (dB)	Peak Limit (dBuV/m)	Margin (dB)	UNII Non-Restricted (dBuV/m)	Margin (dB)	Azimuth (Degs)	Height (cm)	Polarity
1	8.617	23.97	PK	36.1	-22	0	38.07	-	-	-	-	68.2	-30.13	0-360	250	H
3	* 11.495	25.44	PK	38.3	-19.9	0	43.84	-	-	74	-30.16	-	-	0-360	250	H
5	17.235	24.48	PK	41.3	-18.7	0	47.08	-	-	-	-	68.2	-21.12	0-360	150	H
2	8.617	23.62	PK	36.1	-22	0	37.72	-	-	-	-	68.2	-30.48	0-360	250	V
4	* 11.49	26.37	PK	38.3	-19.9	0	44.77	-	-	74	-29.23	-	-	0-360	150	V
6	17.236	23.57	PK	41.3	-18.7	0	46.17	-	-	-	-	68.2	-22.03	0-360	150	V

* - indicates frequency in CFR47 Pt 15 / IC RSS-Restricted Band
PK – Peak Detector

Radiated Emissions

Frequency (GHz)	Meter Reading (dBuV)	Det	3117_00168724	6GHz_HP[dB]	DC Corr (dB)	Corrected Reading (dBuV/m)	Avg Limit (dBuV/m)	Margin (dB)	Peak Limit (dBuV/m)	Margin (dB)	UNII Non-Restricted (dBuV/m)	Margin (dB)	Azimuth (Degs)	Height (cm)	Polarity
* 11.5	36.02	PK-U	38.3	-19.9	0	54.42	-	-	74	-19.58	-	-	166	240	H
* 11.49	23.67	ADR	38.3	-19.9	0	42.07	54	-11.93	-	-	-	-	166	240	H
* 11.498	36.22	PK-U	38.3	-19.9	0	54.62	-	-	74	-19.38	-	-	176	156	V
* 11.49	24.23	ADR	38.3	-19.9	0	42.63	54	-11.37	-	-	-	-	176	156	V

* - indicates frequency in CFR47 Pt 15 / IC RSS-Restricted Band
PK-U - U-NII: Maximum Peak
ADR - U-NII AD primary method, RMS average

UL Korea, Ltd. Confidential
This report shall not be reproduced except in full, without the written approval of UL Korea, Ltd.

MID CHANNEL HORIZONTAL

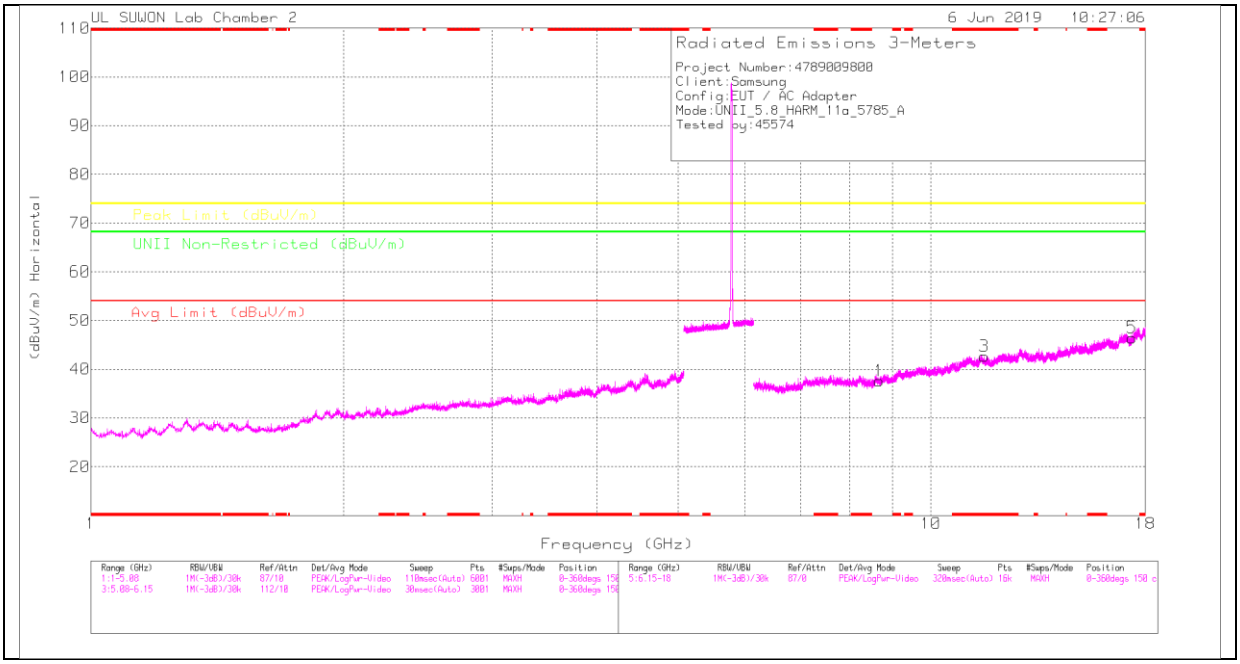

MID CHANNEL VERTICAL

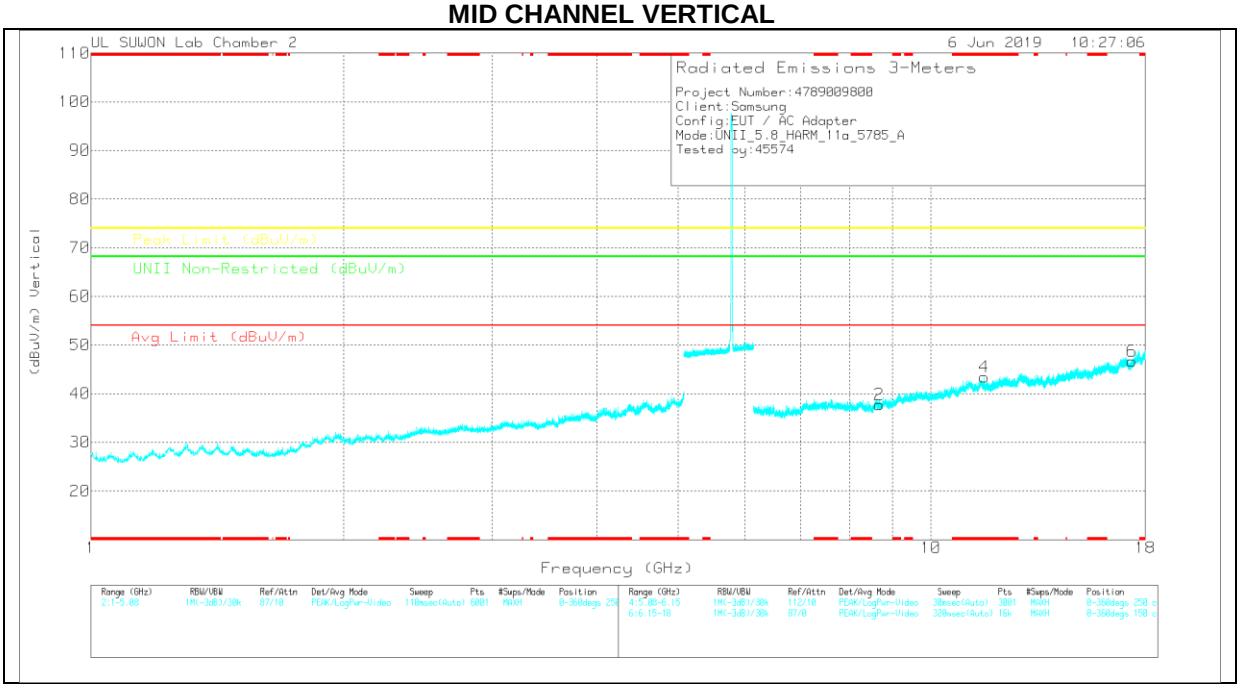

Note: Emission was scanned up to 40GHz; No emissions were detected above the noise floor which was at least 20dB below the specification limit.

UL Korea, Ltd. Confidential
This report shall not be reproduced except in full, without the written approval of UL Korea, Ltd.

MID CHANNEL DATA

Trace Markers

Marker	Frequency (GHz)	Meter Reading (dBuV)	Det	3117_00168724	6GHz_HP[dB]	DC Corr (dB)	Corrected Reading (dBuV/m)	Avg Limit (dBuV/m)	Margin (dB)	Peak Limit (dBuV/m)	Margin (dB)	UNII Non-Restricted (dBuV/m)	Margin (dB)	Azimuth (Degs)	Height (cm)	Polarity
1	8.677	24.27	PK	36.2	-22.9	0	37.57	-	-	-	-	68.2	-30.63	0-360	150	H
3	* 11.567	24.23	PK	38.4	-20	0	42.63	-	-	74	-31.37	-	-	0-360	250	H
5	17.354	23.97	PK	41.3	-18.8	0	46.47	-	-	-	-	68.2	-21.73	0-360	250	H
2	8.676	24.44	PK	36.2	-22.9	0	37.74	-	-	-	-	68.2	-30.46	0-360	150	V
4	* 11.574	24.98	PK	38.4	-20	0	43.38	-	-	74	-30.62	-	-	0-360	150	V
6	17.354	24.2	PK	41.3	-18.8	0	46.7	-	-	-	-	68.2	-21.5	0-360	250	V

* - indicates frequency in CFR47 Pt 15 / IC RSS-Restricted Band
PK – Peak Detector

Note: Only peak measurement was performed. Because peak measurement result of unwanted emission is less than average limit (54dBuV/m).

UL Korea, Ltd. Confidential
This report shall not be reproduced except in full, without the written approval of UL Korea, Ltd.