242T RU mode (MIMO / HE80 / RU offset 64)

HORIZONTAL PEAK PLOT

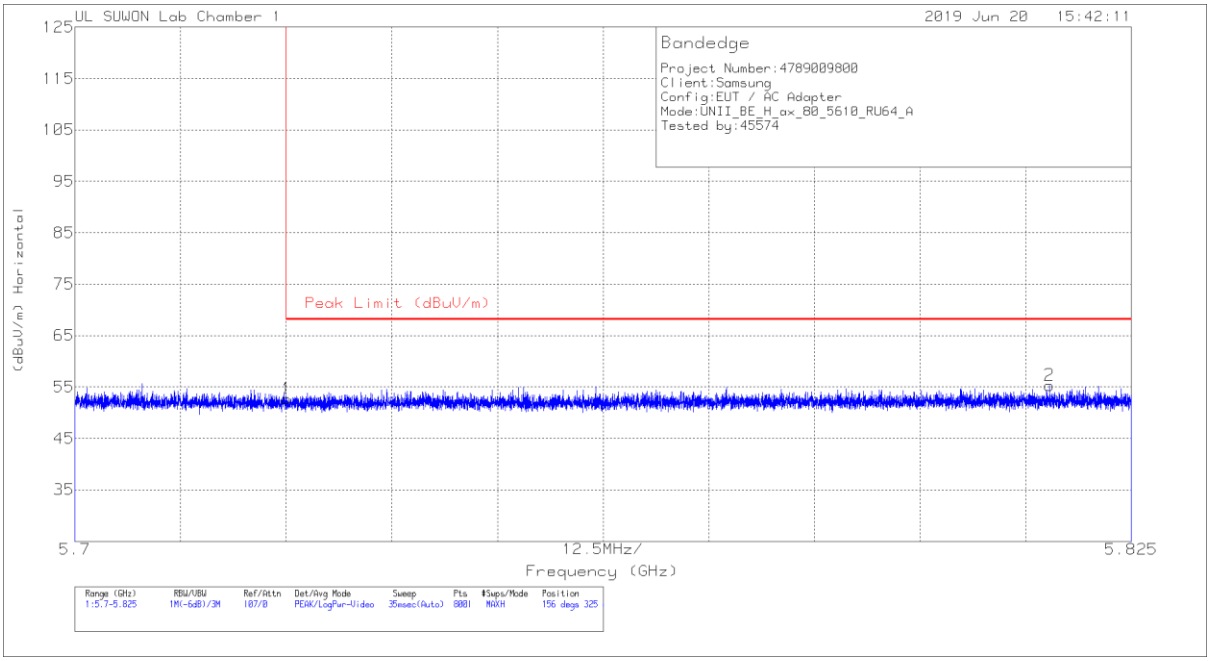

HORIZONTAL DATA

Trace Markers

Marker	Frequency (GHz)	Meter Reading (dBuV)	Det	3117_00168717	10dB[dB]	DC Corr (dB)	Corrected Reading (dBuV/m)	Peak Limit (dBuV/m)	PK Margin (dB)	Azimuth (Degs)	Height (cm)	Polarity
1	5.72502	38.97	Pk	34.8	-21.1	0	52.67	68.2	-15.53	156	325	H
2	5.81534	41.55	Pk	34.9	-21.1	0	55.35	68.2	-12.85	156	325	H

Pk - Peak detector

UL Korea, Ltd. Suwon Laboratory FORM ID: FCC_15E
218 Maeyeong-ro, Yeongtong-gu, Suwon-si, Gyeonggi-do, 16675 Korea TEL: (031) 337-9902,FAX: (031) 213-5433
UL Korea, Ltd. Confidential
This report shall not be reproduced except in full, without the written approval of UL Korea, Ltd.

VERTICAL PEAK PLOT

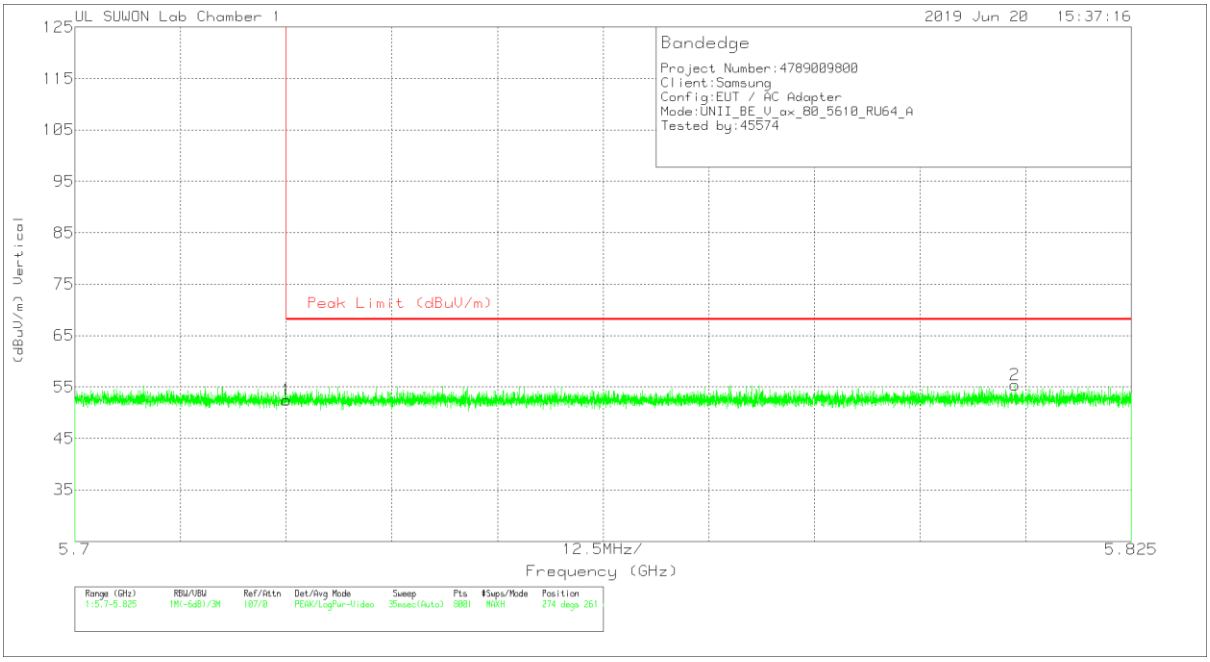

VERTICAL DATA

Trace Markers

Marker	Frequency (GHz)	Meter Reading (dBuV)	Det	3117_0016871 7	10dB[dB]	DC Corr (dB)	Corrected Reading (dBuV/m)	Peak Limit (dBuV/m)	PK Margin (dB)	Azimuth (Degs)	Height (cm)	Polarity
1	5.72502	38.75	Pk	34.8	-21.1	0	52.45	68.2	-15.75	274	261	V
2	5.81122	41.54	Pk	34.9	-21	0	55.44	68.2	-12.76	274	261	V

Pk - Peak detector

UL Korea, Ltd. Confidential
This report shall not be reproduced except in full, without the written approval of UL Korea, Ltd.

106T RU mode (MIMO / HE20 / RU offset 54)

HORIZONTAL PEAK PLOT

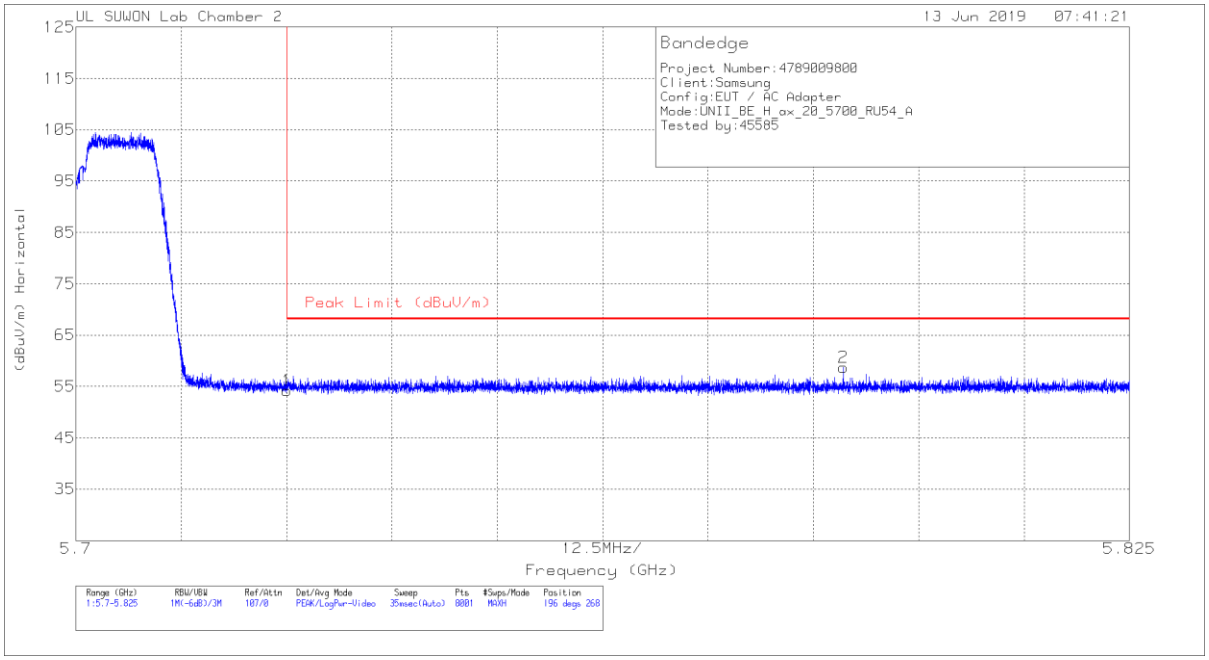

HORIZONTAL DATA

Trace Markers

Marker	Frequency (GHz)	Meter Reading (dBuV)	Det	3117_00168724	10dB[dB]	DC Corr (dB)	Corrected Reading (dBuV/m)	Peak Limit (dBuV/m)	PK Margin (dB)	Azimuth (Degs)	Height (cm)	Polarity
1	5.725	37.09	Pk	34.7	-17.6	0	54.19	68.2	-14.01	196	268	H
2	5.791	41.43	Pk	34.8	-17.5	0	58.73	68.2	-9.47	196	268	H

Pk - Peak detector

UL Korea, Ltd. Suwon Laboratory FORM ID: FCC_15E
218 Maeyeong-ro, Yeongtong-gu, Suwon-si, Gyeonggi-do, 16675 Korea TEL: (031) 337-9902,FAX: (031) 213-5433
UL Korea, Ltd. Confidential
This report shall not be reproduced except in full, without the written approval of UL Korea, Ltd.

VERTICAL PEAK PLOT

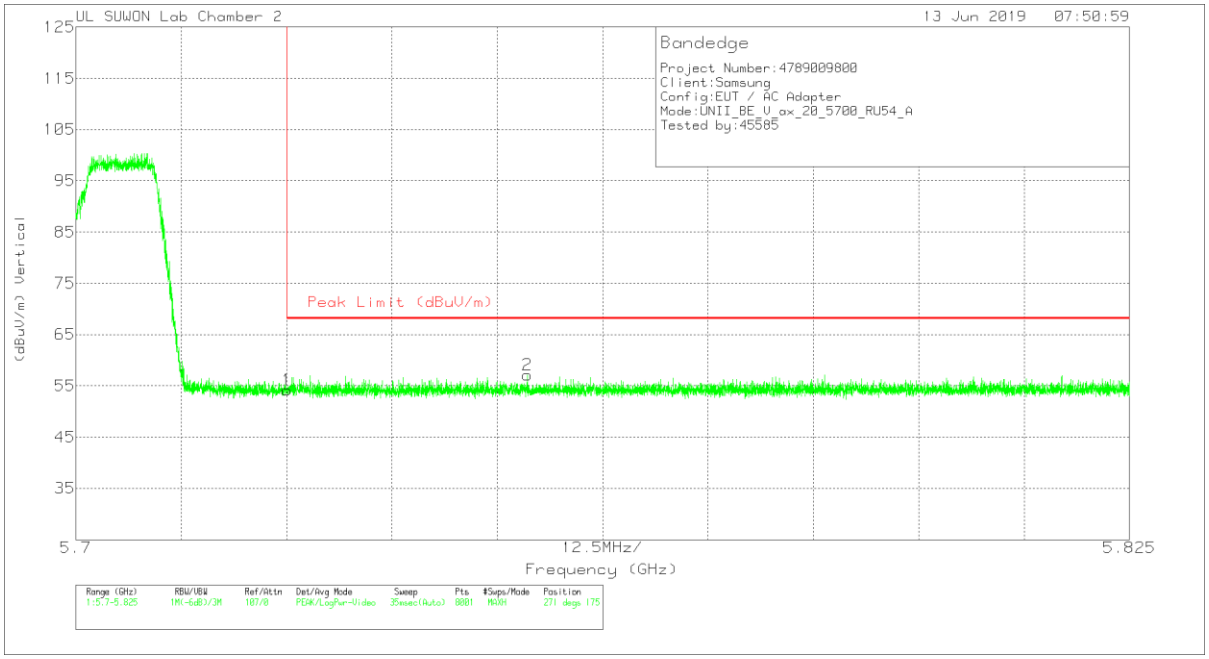

VERTICAL DATA

Trace Markers

Marker	Frequency (GHz)	Meter Reading (dBuV)	Det	3117_00168724	10dB[dB]	DC Corr (dB)	Corrected Reading (dBuV/m)	Peak Limit (dBuV/m)	PK Margin (dB)	Azimuth (Degs)	Height (cm)	Polarity
1	5.725	37.12	Pk	34.7	-17.6	0	54.22	68.2	-13.98	271	175	V
2	5.754	39.95	Pk	34.7	-17.5	0	57.15	68.2	-11.05	271	175	V

Pk - Peak detector

UL Korea, Ltd. Confidential
This report shall not be reproduced except in full, without the written approval of UL Korea, Ltd.

52T RU mode (MIMO / HE80 / RU offset 52)

HORIZONTAL PEAK PLOT

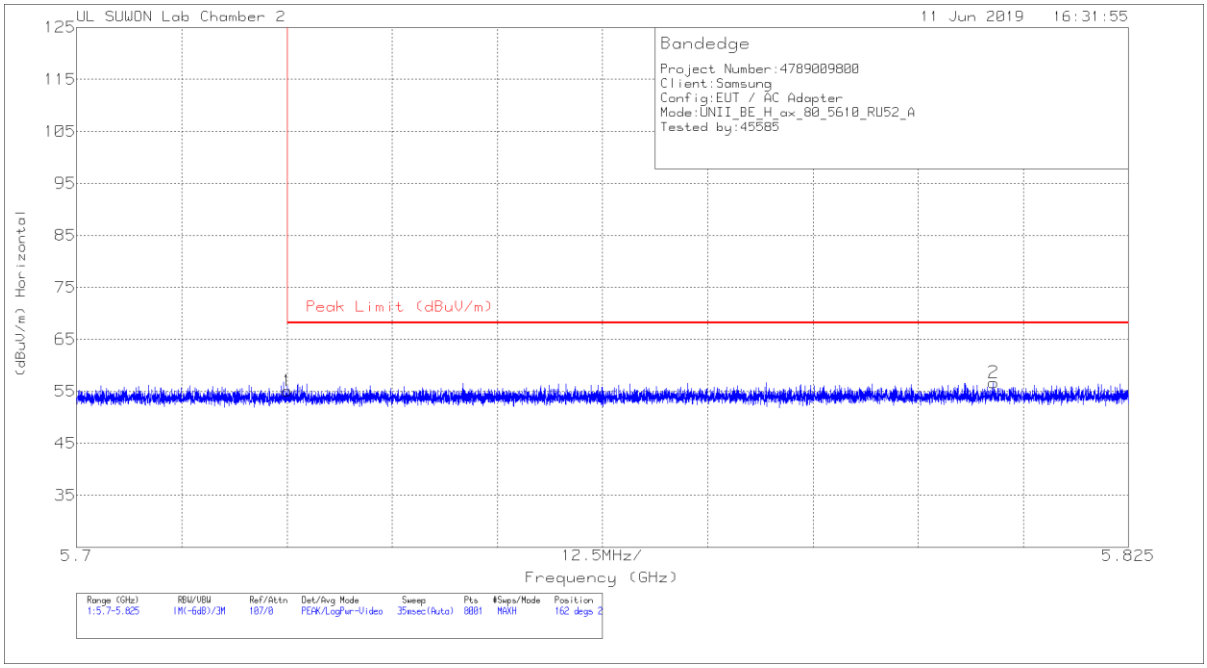

HORIZONTAL DATA

Trace Markers

Marker	Frequency (GHz)	Meter Reading (dBuV)	Det	3117_00168724	10dB[dB]	DC Corr (dB)	Corrected Reading (dBuV/m)	Peak Limit (dBuV/m)	PK Margin (dB)	Azimuth (Degs)	Height (cm)	Polarity
1	5.725	37.99	Pk	34.7	-17.6	0	55.09	68.2	-13.11	162	256	H
2	5.809	39.3	Pk	34.8	-17.4	0	56.7	68.2	-11.5	162	256	H

Pk - Peak detector

UL Korea, Ltd. Confidential
This report shall not be reproduced except in full, without the written approval of UL Korea, Ltd.

VERTICAL PEAK PLOT

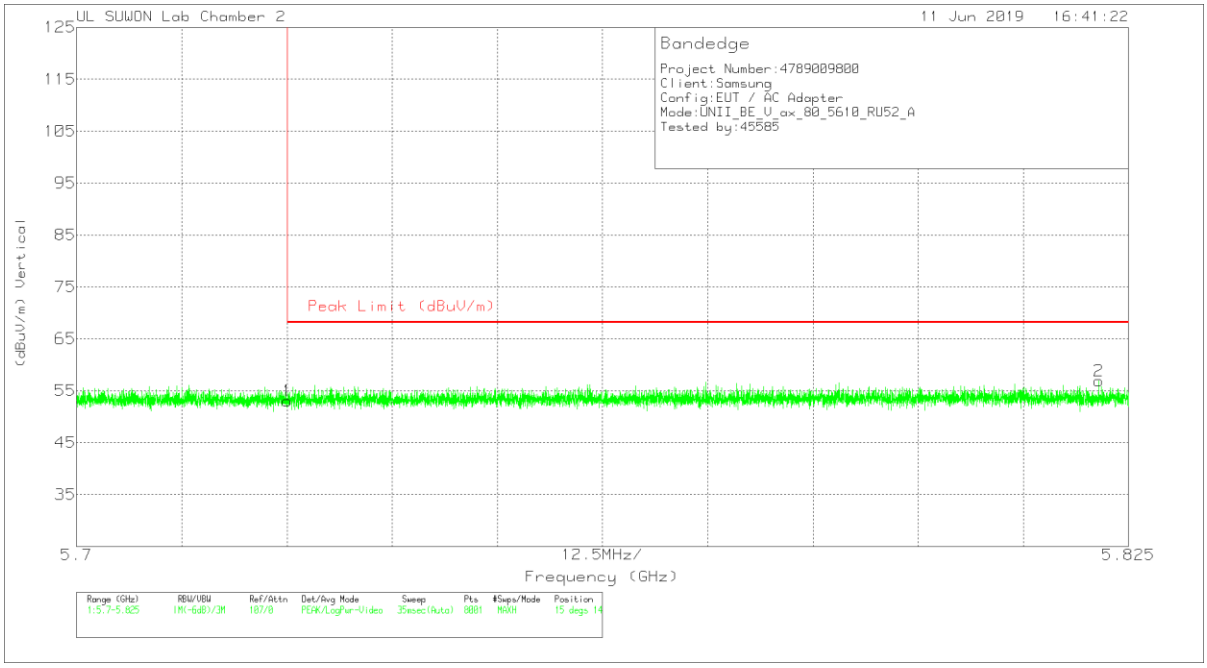

VERTICAL DATA

Trace Markers

Marker	Frequency (GHz)	Meter Reading (dBuV)	Det	3117_00168724	10dB[dB]	DC Corr (dB)	Corrected Reading (dBuV/m)	Peak Limit (dBuV/m)	PK Margin (dB)	Azimuth (Degs)	Height (cm)	Polarity
1	5.725	35.92	Pk	34.7	-17.6	0	53.02	68.2	-15.18	15	147	V
2	5.821	39.57	Pk	34.8	-17.5	0	56.87	68.2	-11.33	15	147	V

Pk - Peak detector

UL Korea, Ltd. Suwon Laboratory FORM ID: FCC_15E
218 Maeyeong-ro, Yeongtong-gu, Suwon-si, Gyeonggi-do, 16675 Korea TEL: (031) 337-9902,FAX: (031) 213-5433
UL Korea, Ltd. Confidential
This report shall not be reproduced except in full, without the written approval of UL Korea, Ltd.

26T RU mode (MIMO / HE20 / RU offset 8)

HORIZONTAL PEAK PLOT

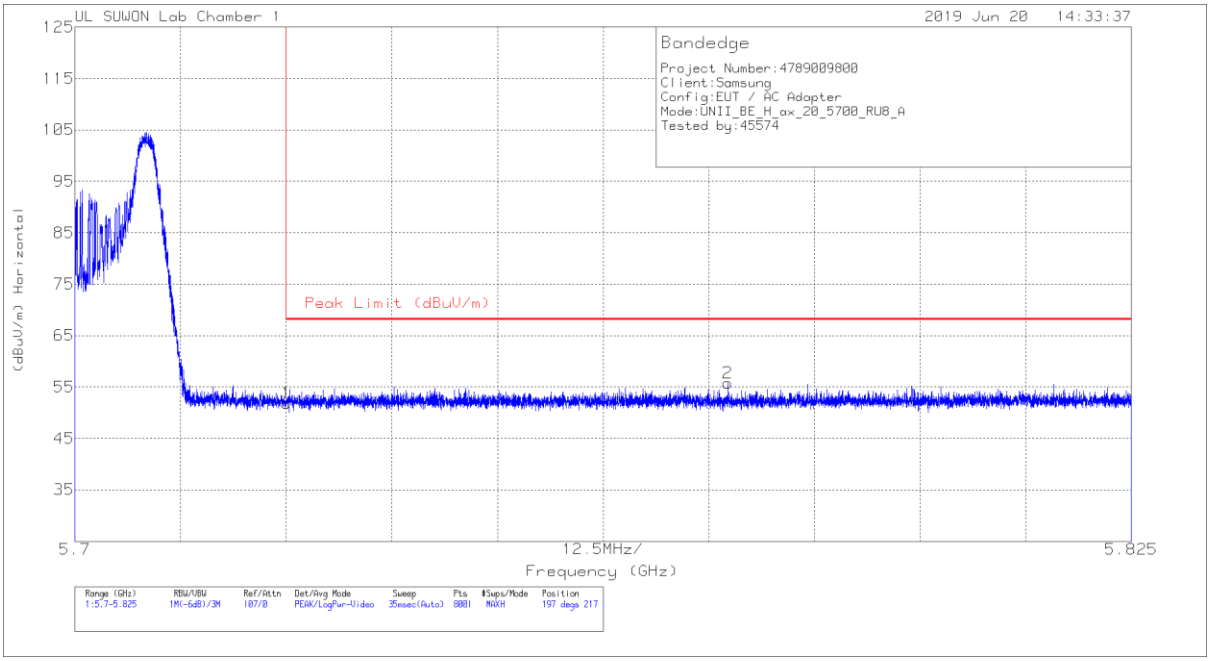

HORIZONTAL DATA

Trace Markers

Marker	Frequency (GHz)	Meter Reading (dBuV)	Det	3117_00168717	10dB[dB]	DC Corr (dB)	Corrected Reading (dBuV/m)	Peak Limit (dBuV/m)	PK Margin (dB)	Azimuth (Degs)	Height (cm)	Polarity
1	5.72502	38.2	Pk	34.8	-21.1	0	51.9	68.2	-16.3	197	217	H
2	5.77723	41.96	Pk	34.9	-21.1	0	55.76	68.2	-12.44	197	217	H

Pk - Peak detector

UL Korea, Ltd. Confidential
This report shall not be reproduced except in full, without the written approval of UL Korea, Ltd.

VERTICAL PEAK PLOT

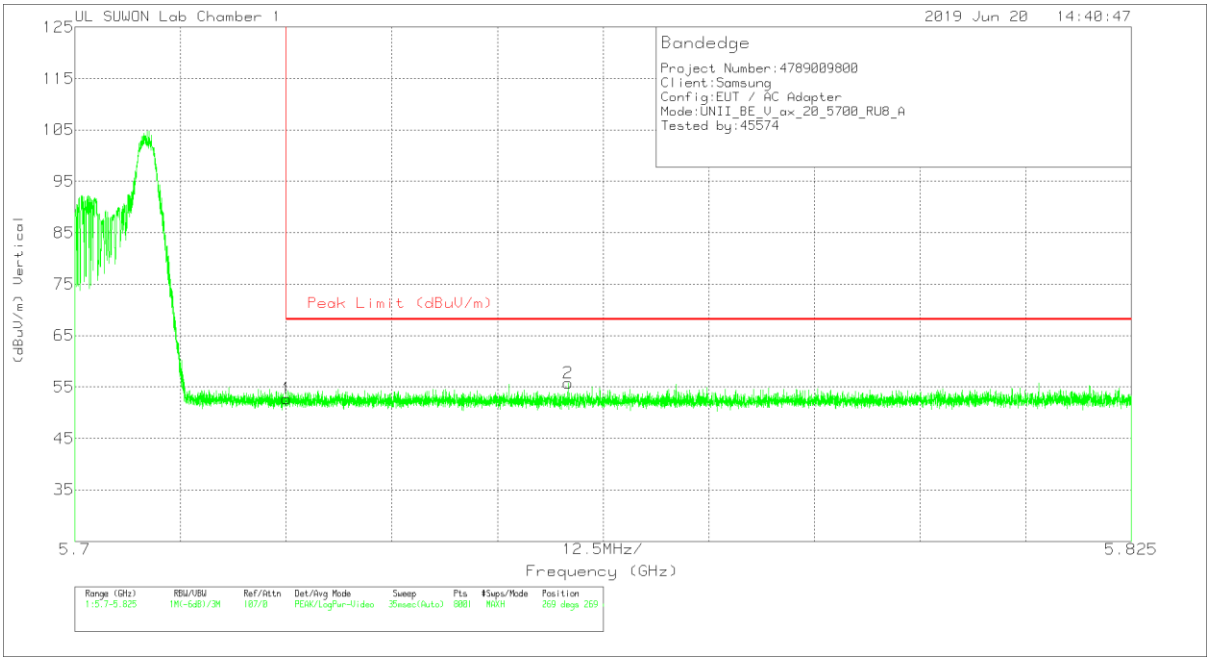

VERTICAL DATA

Trace Markers

Marker	Frequency (GHz)	Meter Reading (dBuV)	Det	3117_0016871 7	10dB[dB]	DC Corr (dB)	Corrected Reading (dBuV/m)	Peak Limit (dBuV/m)	PK Margin (dB)	Azimuth (Degs)	Height (cm)	Polarity
1	5.72502	39	Pk	34.8	-21.1	0	52.7	68.2	-15.5	269	269	V
2	5.75838	42.05	Pk	34.8	-21.1	0	55.75	68.2	-12.45	269	269	V

Pk - Peak detector

UL Korea, Ltd. Confidential
This report shall not be reproduced except in full, without the written approval of UL Korea, Ltd.

HARMONICS AND SPURIOUS EMISSIONS

HE20 SU mode (MIMO)

LOW CHANNEL HORIZONTAL

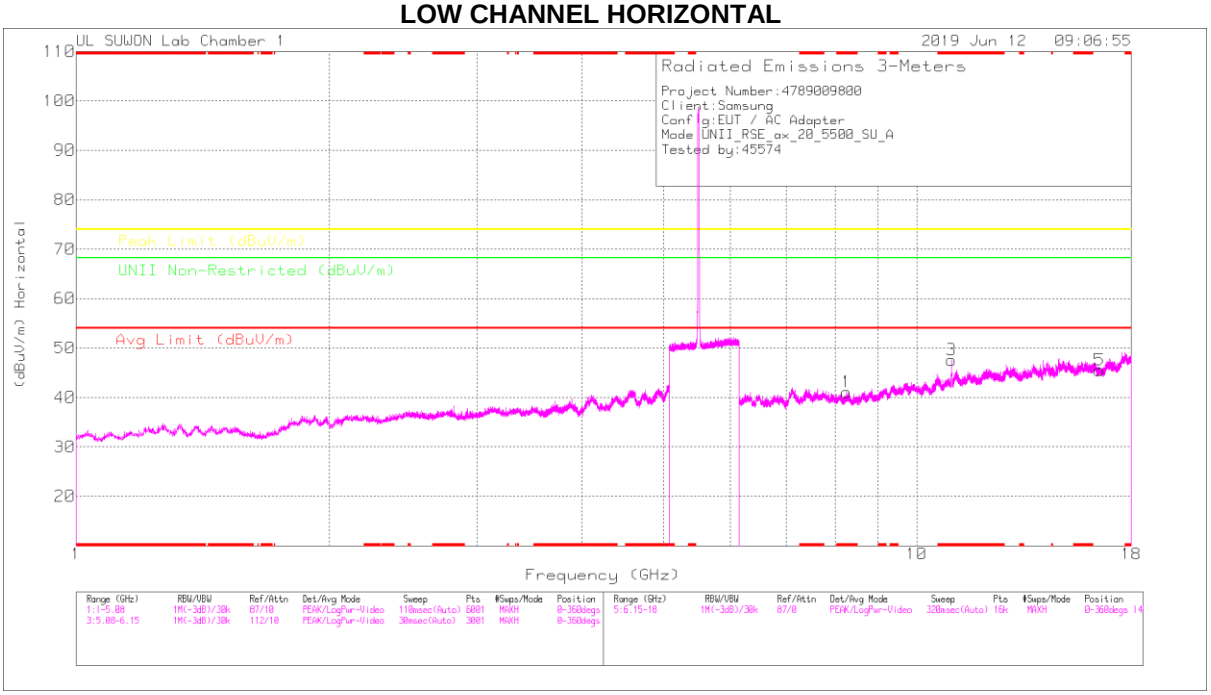

LOW CHANNEL VERTICAL

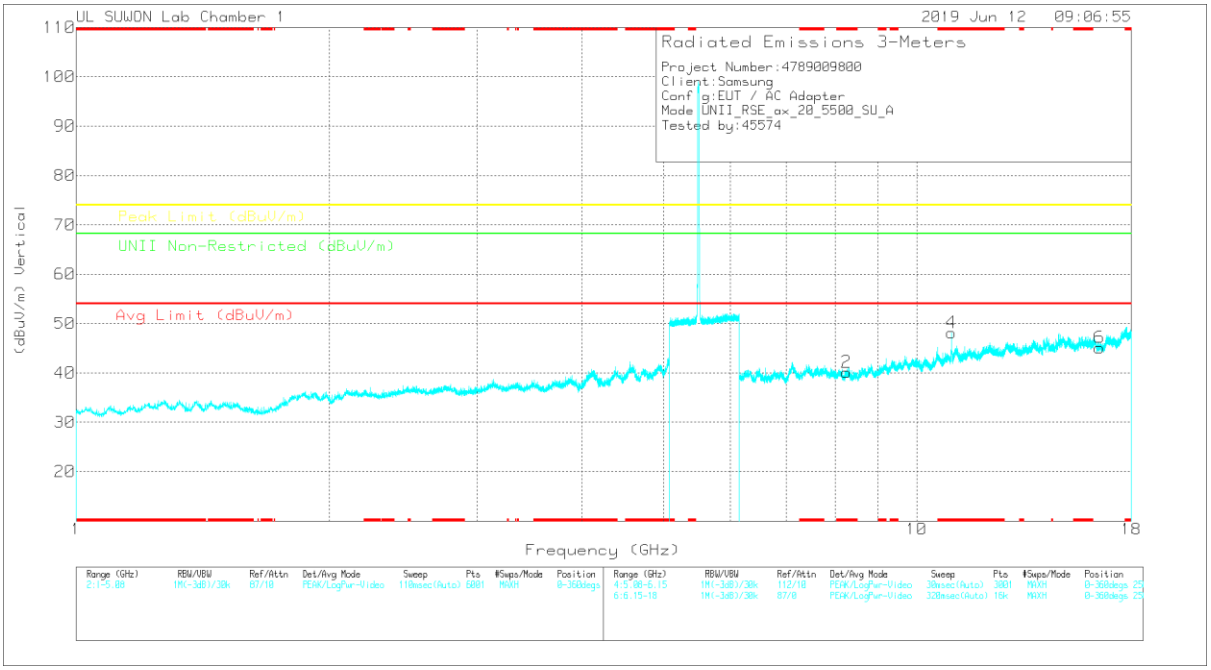

Note: Emission was scanned up to 40GHz; No emissions were detected above the noise floor which was at least 20dB below the specification limit.

UL Korea, Ltd. Confidential
This report shall not be reproduced except in full, without the written approval of UL Korea, Ltd.

LOW CHANNEL DATA

Trace Markers

Marker	Frequency (GHz)	Meter Reading (dBuV)	Det	3117_00168724	6GHz_HP[dB]	DC Corr (dB)	Corrected Reading (dBuV/m)	Avg Limit (dBuV/m)	Margin (dB)	Peak Limit (dBuV/m)	Margin (dB)	UNII Non-Restricted (dBuV/m)	Margin (dB)	Azimuth (Degs)	Height (cm)	Polarity
1	* 8.25176	28.07	PK	36	-23	0	41.07	-	-	74	-32.93	-	-	0-360	250	H
3	* 11.00079	29.96	PK	38.1	-20.5	0	47.56	-	-	74	-26.44	-	-	0-360	250	H
5	16.50033	24.82	PK	40.5	-19.8	0	45.52	-	-	-	-	68.2	-22.68	0-360	250	H
2	* 8.25102	27.15	PK	36	-23	0	40.15	-	-	74	-33.85	-	-	0-360	150	V
4	* 10.99857	30.66	PK	38.1	-20.6	0	48.16	-	-	74	-25.84	-	-	0-360	150	V
6	16.50033	24.43	PK	40.5	-19.8	0	45.13	-	-	-	-	68.2	-23.07	0-360	250	V

* - indicates frequency in CFR47 Pt 15 / IC RSS-Restricted Band
PK – Peak detector

Radiated Emissions

Frequency (GHz)	Meter Reading (dBuV)	Det	3117_00168724	6GHz_HP[dB]	DC Corr (dB)	Corrected Reading (dBuV/m)	Avg Limit (dBuV/m)	Margin (dB)	Peak Limit (dBuV/m)	Margin (dB)	UNII Non-Restricted (dBuV/m)	Margin (dB)	Azimuth (Degs)	Height (cm)	Polarity
* 10.99499	41.65	PK-U	38.1	-20.5	0	59.25	-	-	74	-14.75	-	-	163	187	H
* 10.99933	28.49	ADR	38.1	-20.6	0	45.99	54	-8.01	-	-	-	-	163	187	H
* 11.00121	42.19	PK-U	38.1	-20.5	0	59.79	-	-	74	-14.21	-	-	185	172	V
* 11.00001	28.86	ADR	38.1	-20.6	0	46.36	54	-7.64	-	-	-	-	185	172	V

* - indicates frequency in CFR47 Pt 15 / IC RSS-Restricted Band
PK-U - U-NII: Maximum Peak
ADR - U-NII AD primary method, RMS average

UL Korea, Ltd. Suwon Laboratory FORM ID: FCC_15E
218 Maeyeong-ro, Yeongtong-gu, Suwon-si, Gyeonggi-do, 16675 Korea TEL: (031) 337-9902,FAX: (031) 213-5433
UL Korea, Ltd. Confidential
This report shall not be reproduced except in full, without the written approval of UL Korea, Ltd.

MID CHANNEL HORIZONTAL

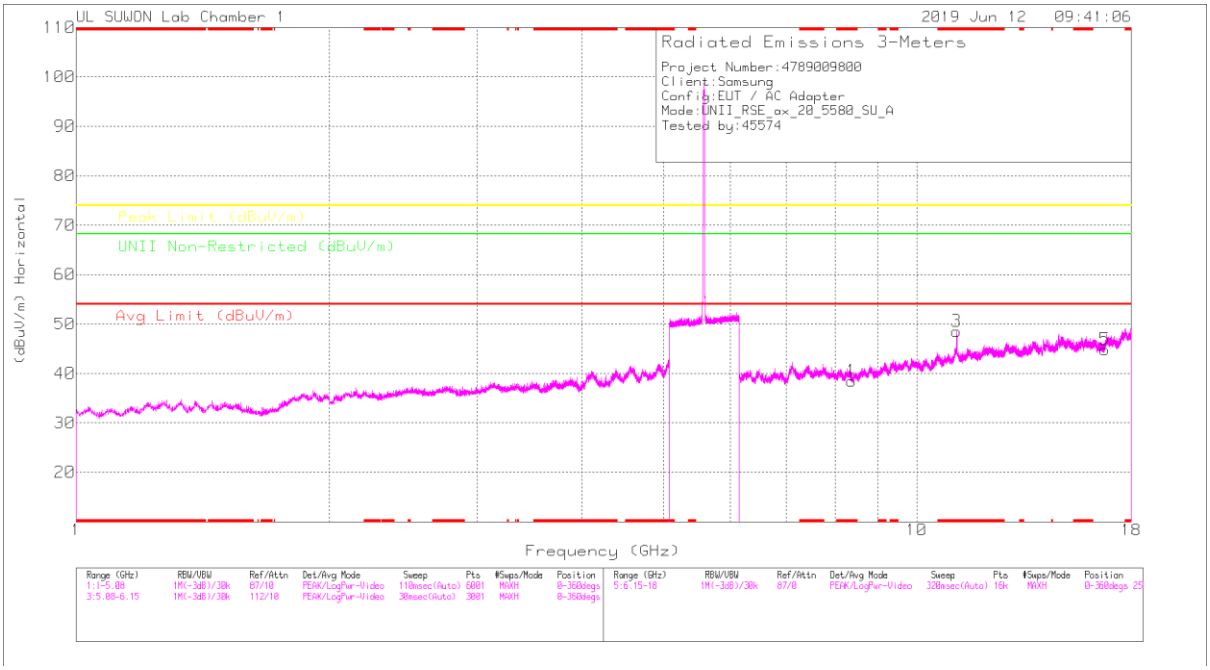

MID CHANNEL VERTICAL

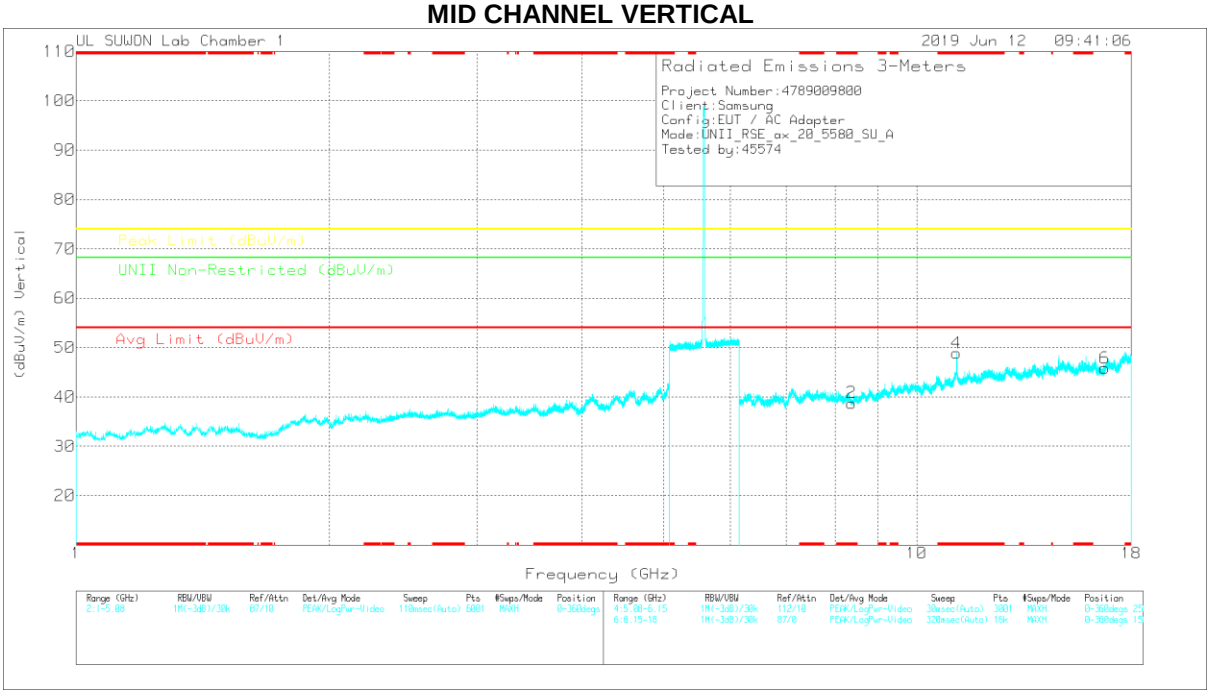

Note: Emission was scanned up to 40GHz; No emissions were detected above the noise floor which was at least 20dB below the specification limit.

UL Korea, Ltd. Confidential
This report shall not be reproduced except in full, without the written approval of UL Korea, Ltd.

MID CHANNEL DATA

Trace Markers

Marker	Frequency (GHz)	Meter Reading (dBuV)	Det	3117_00168724	6GHz_HP[dB]	DC Corr (dB)	Corrected Reading (dBuV/m)	Avg Limit (dBuV/m)	Margin (dB)	Peak Limit (dBuV/m)	Margin (dB)	UNII Non-Restricted (dBuV/m)	Margin (dB)	Azimuth (Degs)	Height (cm)	Polarity
1	* 8.37026	26.3	PK	36	-23.8	0	38.5	-	-	74	-35.5	-	-	0-360	150	H
3	* 11.15854	29.94	PK	38.2	-19.6	0	48.54	-	-	74	-25.46	-	-	0-360	150	H
5	16.74102	23.16	PK	40.9	-19.2	0	44.86	-	-	-	-	68.2	-23.34	0-360	150	H
2	* 8.37026	26.56	PK	36	-23.8	0	38.76	-	-	74	-35.24	-	-	0-360	250	V
4	* 11.15557	30.28	PK	38.2	-19.6	0	48.88	-	-	74	-25.12	-	-	0-360	150	V
6	16.74102	24.1	PK	40.9	-19.2	0	45.8	-	-	-	-	68.2	-22.4	0-360	250	V

* - indicates frequency in CFR47 Pt 15 / IC RSS-Restricted Band
PK – Peak detector

Radiated Emissions

Frequency (GHz)	Meter Reading (dBuV)	Det	3117_00168724	6GHz_HP[dB]	DC Corr (dB)	Corrected Reading (dBuV/m)	Avg Limit (dBuV/m)	Margin (dB)	Peak Limit (dBuV/m)	Margin (dB)	UNII Non-Restricted (dBuV/m)	Margin (dB)	Azimuth (Degs)	Height (cm)	Polarity
* 11.16154	41.52	PK-U	38.2	-19.5	0	60.22	-	-	74	-13.78	-	-	164	181	H
* 11.16024	28.33	ADR	38.2	-19.6	0	46.93	54	-7.07	-	-	-	-	164	181	H
* 11.15916	43.05	PK-U	38.2	-19.6	0	61.65	-	-	74	-12.35	-	-	185	171	V
* 11.15978	29.74	ADR	38.2	-19.6	0	48.34	54	-5.66	-	-	-	-	185	171	V

* - indicates frequency in CFR47 Pt 15 / IC RSS-Restricted Band
PK-U - U-NII: Maximum Peak
ADR - U-NII AD primary method, RMS average

UL Korea, Ltd. Suwon Laboratory FORM ID: FCC_15E
218 Maeyeong-ro, Yeongtong-gu, Suwon-si, Gyeonggi-do, 16675 Korea TEL: (031) 337-9902,FAX: (031) 213-5433
UL Korea, Ltd. Confidential
This report shall not be reproduced except in full, without the written approval of UL Korea, Ltd.

HIGH CHANNEL HORIZONTAL

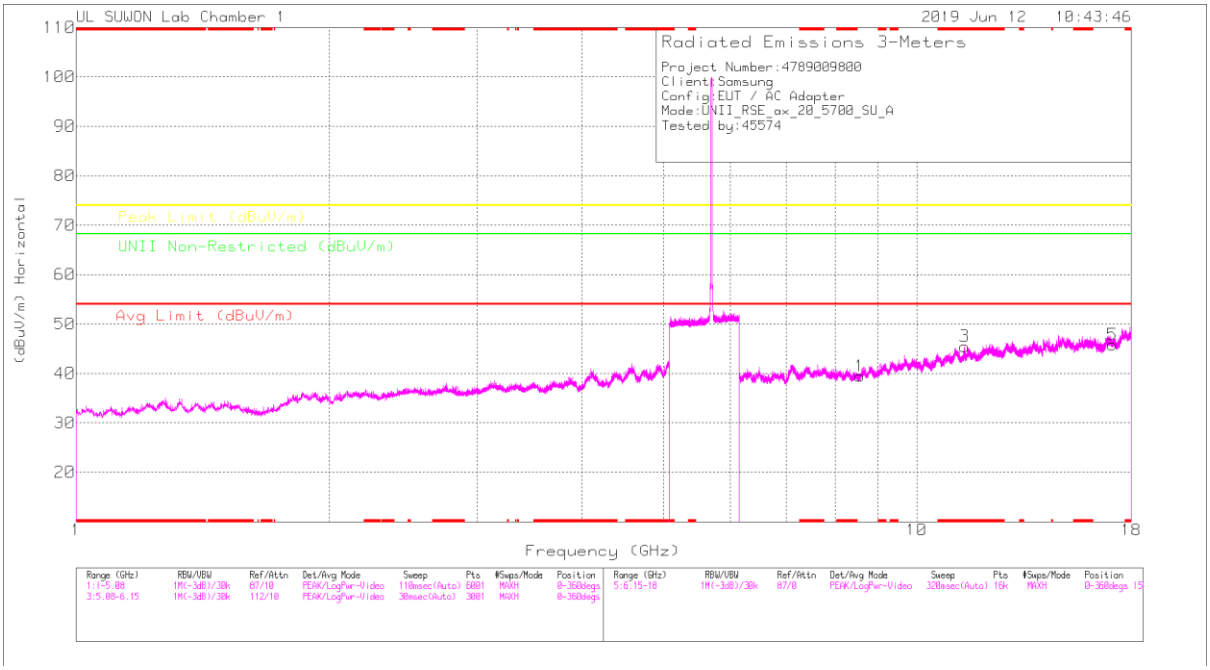

HIGH CHANNEL VERTICAL

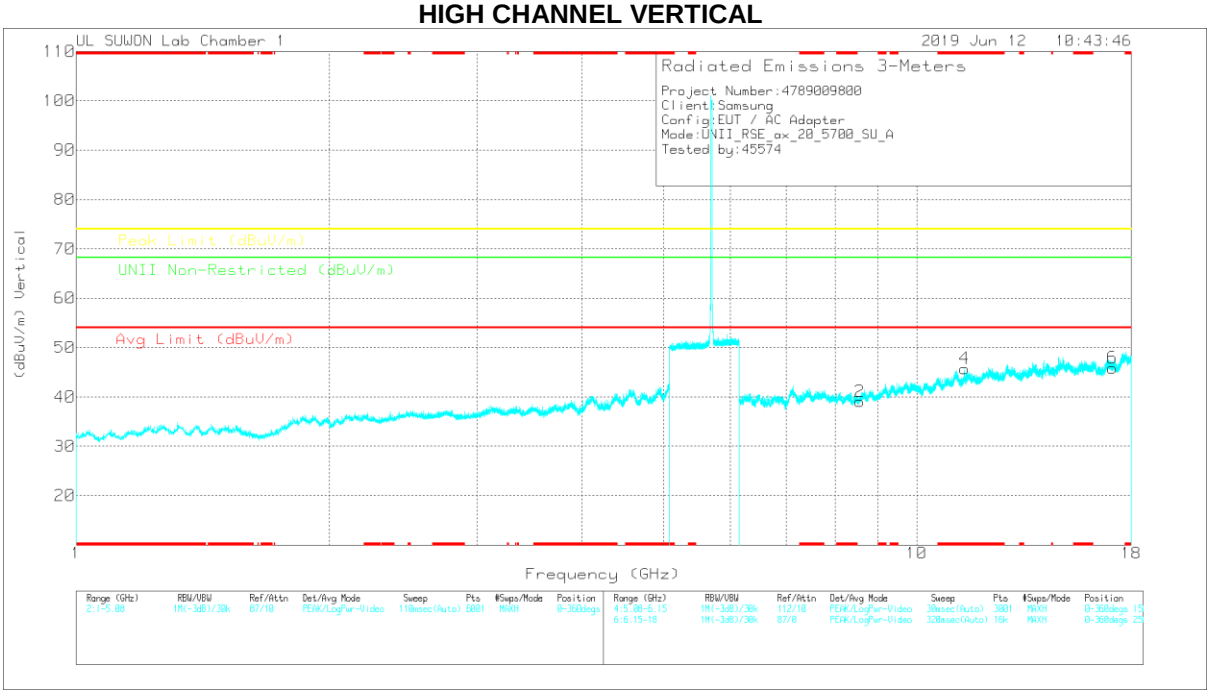

Note: Emission was scanned up to 40GHz; No emissions were detected above the noise floor which was at least 20dB below the specification limit.

UL Korea, Ltd. Confidential
This report shall not be reproduced except in full, without the written approval of UL Korea, Ltd.

HIGH CHANNEL DATA

Trace Markers

Marker	Frequency (GHz)	Meter Reading (dBuV)	Det	3117_00168724	6GHz_HP[dB]	DC Corr (dB)	Corrected Reading (dBuV/m)	Avg Limit (dBuV/m)	Margin (dB)	Peak Limit (dBuV/m)	Margin (dB)	UNII Non-Restricted (dBuV/m)	Margin (dB)	Azimuth (Degs)	Height (cm)	Polarity
1	8.5517	26.04	PK	36.1	-22.7	0	39.44	-	-	-	-	68.2	-28.76	0-360	150	H
3	* 11.40515	27.4	PK	38.3	-20.2	0	45.5	-	-	74	-28.5	-	-	0-360	250	H
5	17.1002	23.2	PK	41.3	-18.7	0	45.8	-	-	-	-	68.2	-22.4	0-360	150	H
2	8.5517	25.67	PK	36.1	-22.7	0	39.07	-	-	-	-	68.2	-29.13	0-360	150	V
4	* 11.40145	27.65	PK	38.3	-20.2	0	45.75	-	-	74	-28.25	-	-	0-360	150	V
6	17.1002	23.28	PK	41.3	-18.7	0	45.88	-	-	-	-	68.2	-22.32	0-360	250	V

* - indicates frequency in CFR47 Pt 15 / IC RSS-Restricted Band
PK – Peak detector

Note: Only peak measurement was performed. Because peak measurement result of unwanted emission is less than average limit (54dBuV/m).

UL Korea, Ltd. Suwon Laboratory FORM ID: FCC_15E
218 Maeyeong-ro, Yeongtong-gu, Suwon-si, Gyeonggi-do, 16675 Korea TEL: (031) 337-9902,FAX: (031) 213-5433
UL Korea, Ltd. Confidential
This report shall not be reproduced except in full, without the written approval of UL Korea, Ltd.

HE40 SU mode (MIMO)

LOW CHANNEL HORIZONTAL

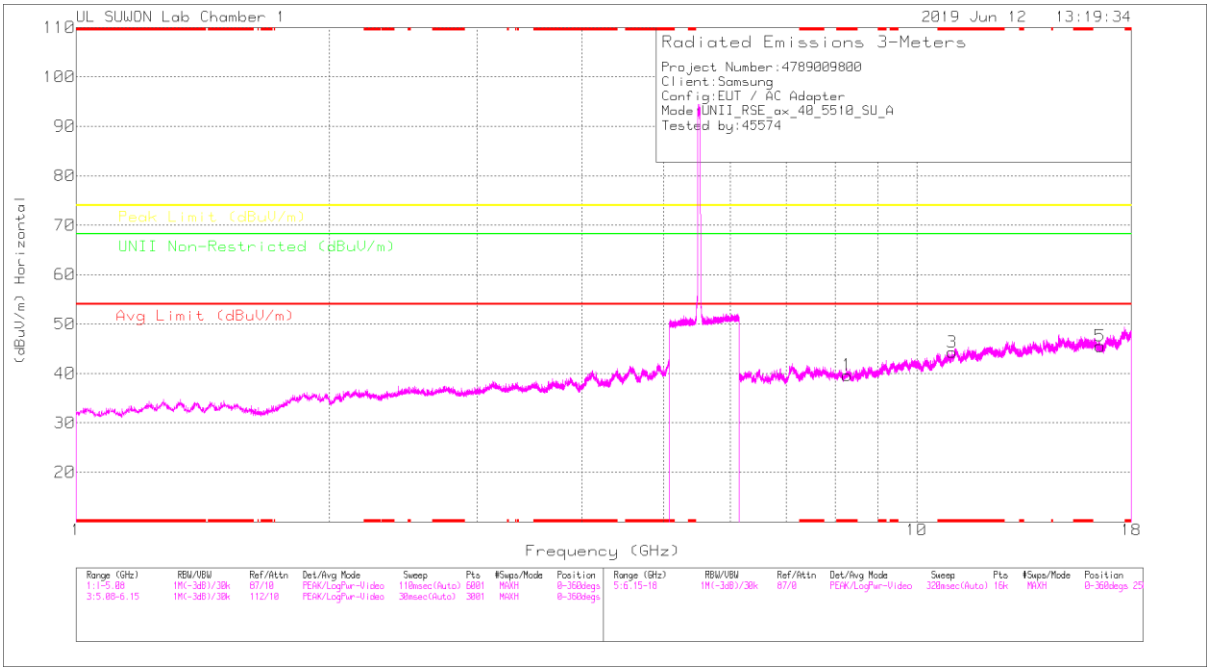

LOW CHANNEL VERTICAL

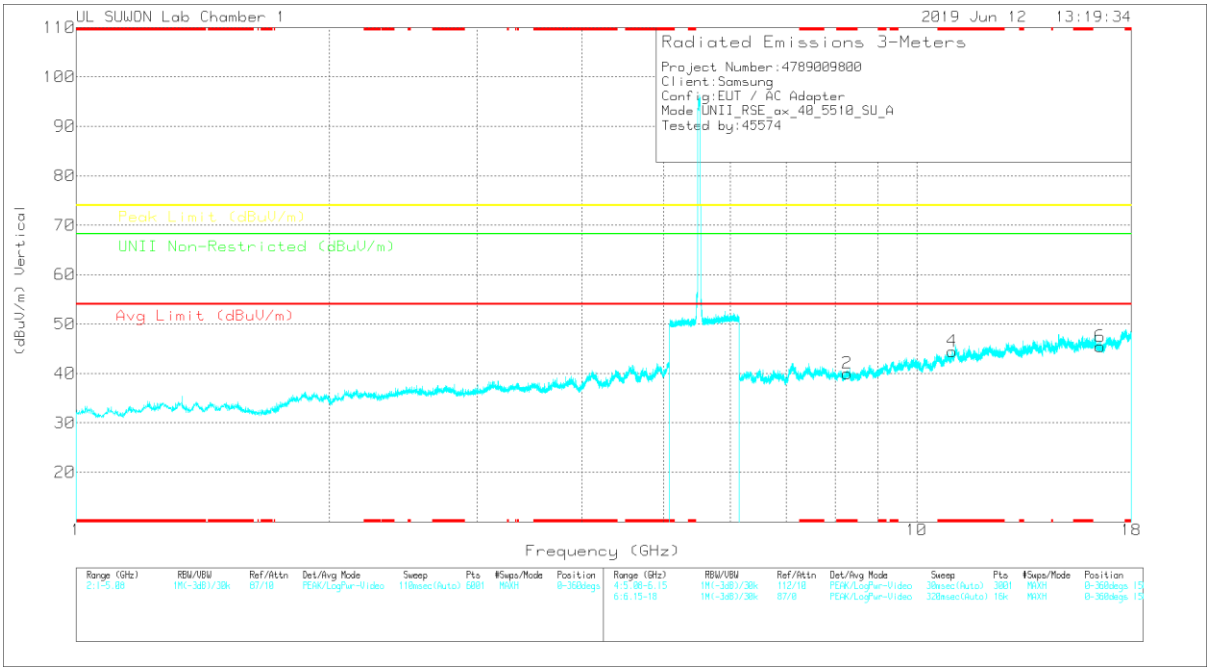

Note: Emission was scanned up to 40GHz; No emissions were detected above the noise floor which was at least 20dB below the specification limit.

UL Korea, Ltd. Confidential
This report shall not be reproduced except in full, without the written approval of UL Korea, Ltd.

LOW CHANNEL DATA

Trace Markers

Marker	Frequency (GHz)	Meter Reading (dBuV)	Det	3117_00168724	6GHz_HP[dB]	DC Corr (dB)	Corrected Reading (dBuV/m)	Avg Limit (dBuV/m)	Margin (dB)	Peak Limit (dBuV/m)	Margin (dB)	UNII Non-Restricted (dBuV/m)	Margin (dB)	Azimuth (Degs)	Height (cm)	Polarity
1	* 8.26583	26.54	PK	36	-22.9	0	39.64	-	-	74	-34.36	-	-	0-360	250	H
3	* 11.02153	26.8	PK	38.1	-20.6	0	44.3	-	-	74	-29.7	-	-	0-360	250	H
5	16.52996	24.84	PK	40.5	-19.8	0	45.54	-	-	-	-	68.2	-22.66	0-360	150	H
2	* 8.26509	26.94	PK	36	-22.9	0	40.04	-	-	74	-33.96	-	-	0-360	250	V
4	* 11.02079	26.98	PK	38.1	-20.6	0	44.48	-	-	74	-29.52	-	-	0-360	150	V
6	16.52996	24.78	PK	40.5	-19.8	0	45.48	-	-	-	-	68.2	-22.72	0-360	250	V

* - indicates frequency in CFR47 Pt 15 / IC RSS-Restricted Band
PK – Peak detector

Note: Only peak measurement was performed. Because peak measurement result of unwanted emission is less than average limit (54dBuV/m).

UL Korea, Ltd. Confidential
This report shall not be reproduced except in full, without the written approval of UL Korea, Ltd.

MID CHANNEL HORIZONTAL

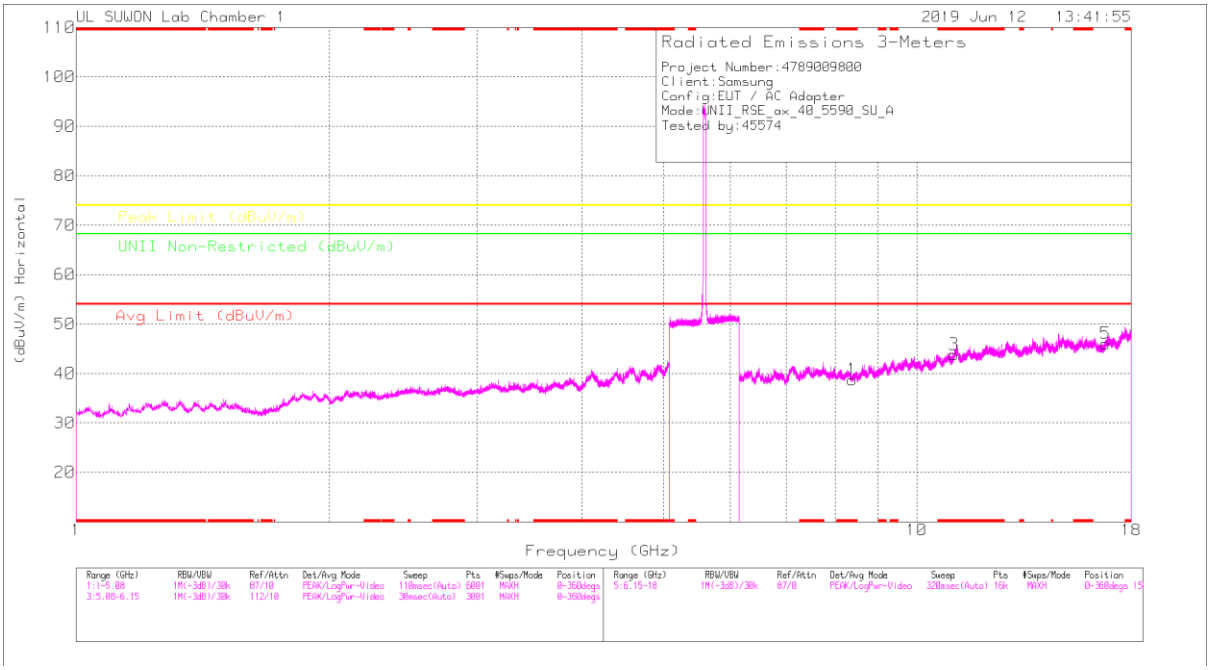

MID CHANNEL VERTICAL

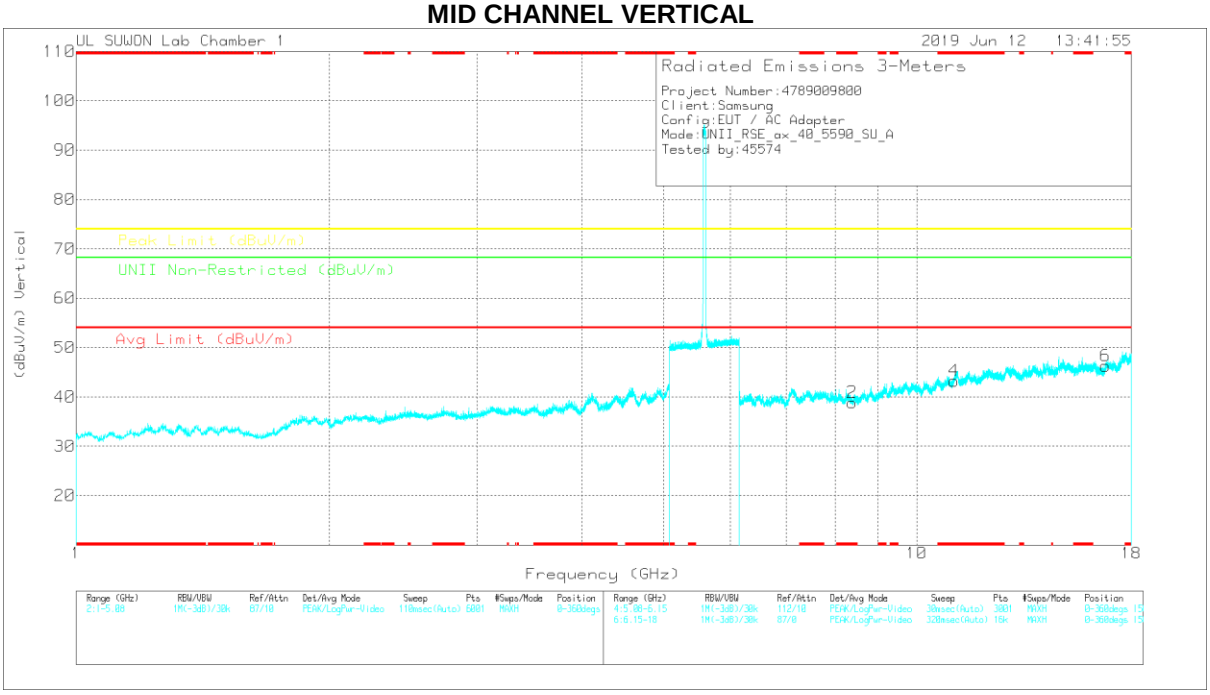

Note: Emission was scanned up to 40GHz; No emissions were detected above the noise floor which was at least 20dB below the specification limit.

UL Korea, Ltd. Confidential
This report shall not be reproduced except in full, without the written approval of UL Korea, Ltd.

MID CHANNEL DATA

Trace Markers

Marker	Frequency (GHz)	Meter Reading (dBuV)	Det	3117_00168724	6GHz_HP[dB]	DC Corr (dB)	Corrected Reading (dBuV/m)	Avg Limit (dBuV/m)	Margin (dB)	Peak Limit (dBuV/m)	Margin (dB)	UNII Non-Restricted (dBuV/m)	Margin (dB)	Azimuth (Degs)	Height (cm)	Polarity
1	* 8.38507	26.54	PK	36	-23.8	0	38.74	-	-	74	-35.26	-	-	0-360	150	H
3	* 11.08078	25.93	PK	38.2	-20.3	0	43.83	-	-	74	-30.17	-	-	0-360	150	H
5	16.77064	23.85	PK	41	-18.8	0	46.05	-	-	-	-	68.2	-22.15	0-360	150	H
2	* 8.38507	26.66	PK	36	-23.8	0	38.86	-	-	74	-35.14	-	-	0-360	250	V
4	* 11.08003	25.34	PK	38.2	-20.3	0	43.24	-	-	74	-30.76	-	-	0-360	150	V
6	16.77064	24.1	PK	41	-18.8	0	46.3	-	-	-	-	68.2	-21.9	0-360	150	V

* - indicates frequency in CFR47 Pt 15 / IC RSS-Restricted Band
PK – Peak detector

Note: Only peak measurement was performed. Because peak measurement result of unwanted emission is less than average limit (54dBuV/m).

UL Korea, Ltd. Suwon Laboratory FORM ID: FCC_15E
218 Maeyeong-ro, Yeongtong-gu, Suwon-si, Gyeonggi-do, 16675 Korea TEL: (031) 337-9902,FAX: (031) 213-5433
UL Korea, Ltd. Confidential
This report shall not be reproduced except in full, without the written approval of UL Korea, Ltd.

HIGH CHANNEL HORIZONTAL

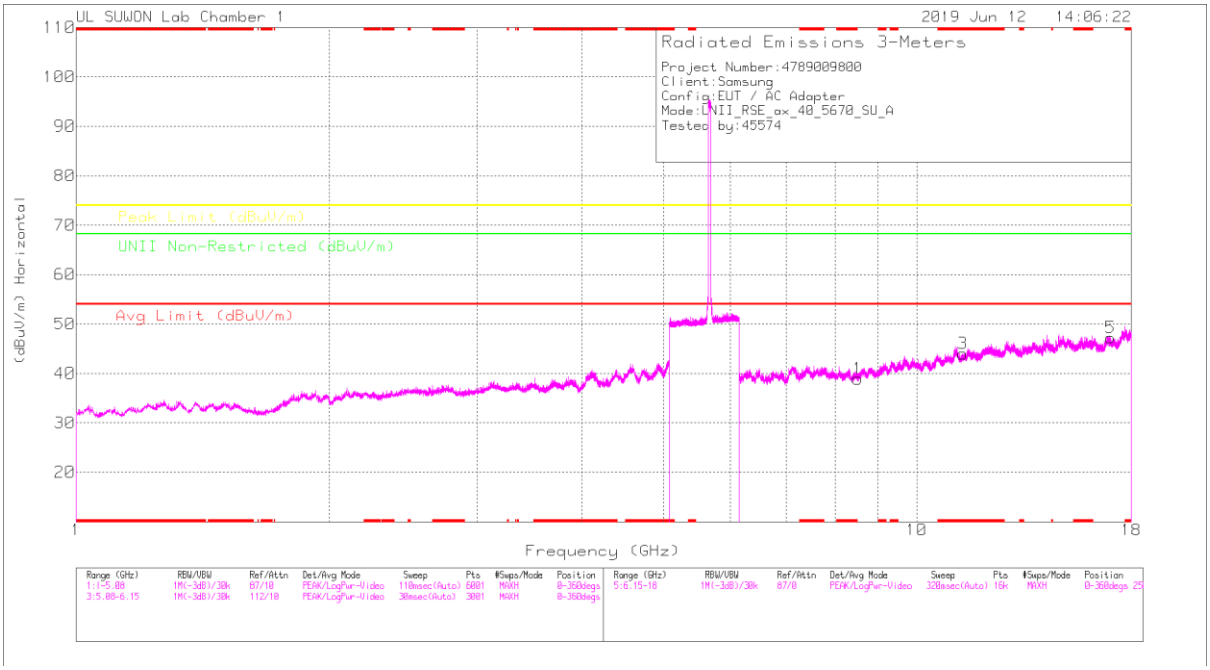

HIGH CHANNEL VERTICAL

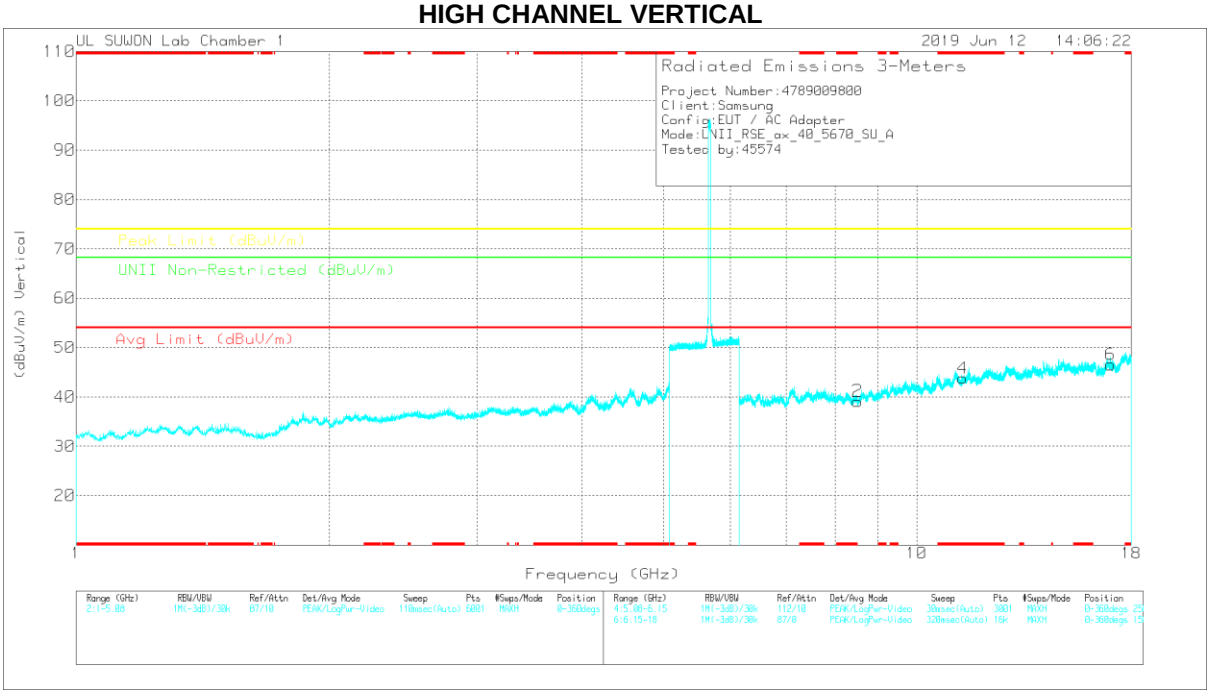

Note: Emission was scanned up to 40GHz; No emissions were detected above the noise floor which was at least 20dB below the specification limit.

UL Korea, Ltd. Confidential
This report shall not be reproduced except in full, without the written approval of UL Korea, Ltd.

HIGH CHANNEL DATA

Trace Markers

Marker	Frequency (GHz)	Meter Reading (dBuV)	Det	3117_00168724	6GHz_HP[dB]	DC Corr (dB)	Corrected Reading (dBuV/m)	Avg Limit (dBuV/m)	Margin (dB)	Peak Limit (dBuV/m)	Margin (dB)	UNII Non-Restricted (dBuV/m)	Margin (dB)	Azimuth (Degs)	Height (cm)	Polarity
1	8.50578	26.22	PK	36.1	-23.4	0	38.92	-	-	-	-	68.2	-29.28	0-360	250	H
3	* 11.33998	26	PK	38.3	-20.3	0	44	-	-	74	-30	-	-	0-360	250	H
5	17.01133	24.6	PK	41.3	-18.7	0	47.2	-	-	-	-	68.2	-21	0-360	150	H
2	8.50504	26.43	PK	36.1	-23.4	0	39.13	-	-	-	-	68.2	-29.07	0-360	150	V
4	* 11.33998	25.76	PK	38.3	-20.3	0	43.76	-	-	74	-30.24	-	-	0-360	150	V
6	17.01059	23.95	PK	41.3	-18.7	0	46.55	-	-	-	-	68.2	-21.65	0-360	150	V

* - indicates frequency in CFR47 Pt 15 / IC RSS-Restricted Band
PK – Peak detector

Note: Only peak measurement was performed. Because peak measurement result of unwanted emission is less than average limit (54dBuV/m).

UL Korea, Ltd. Confidential
This report shall not be reproduced except in full, without the written approval of UL Korea, Ltd.

HE80 SU mode (MIMO)

LOW CHANNEL HORIZONTAL

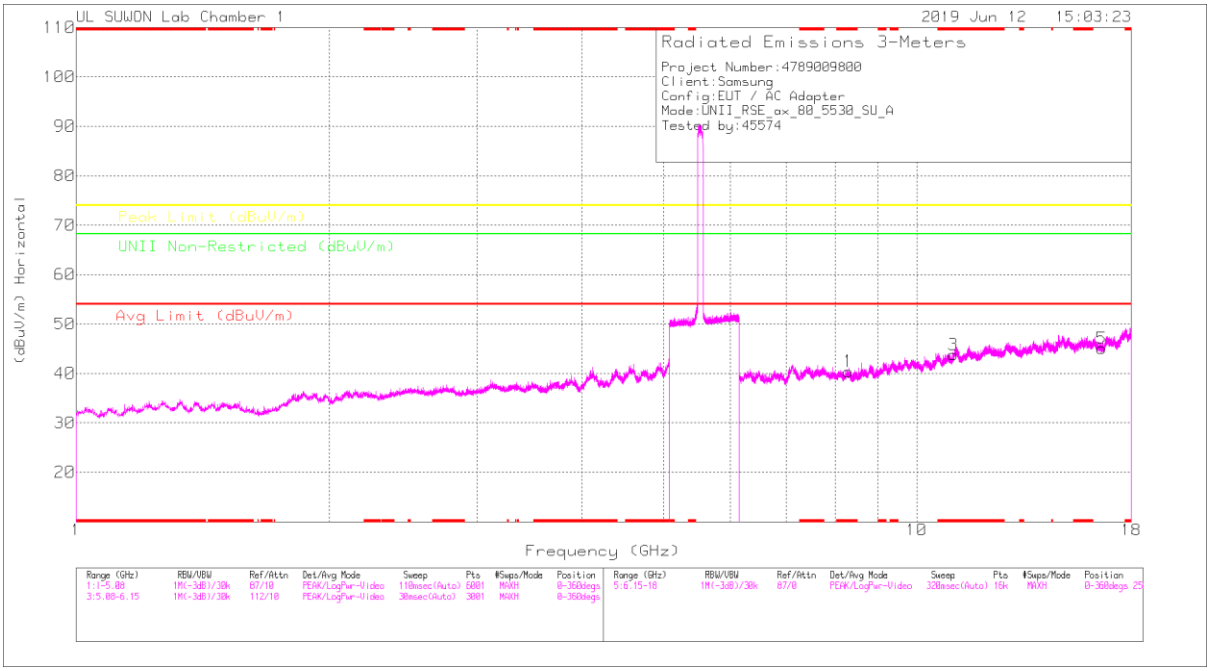

LOW CHANNEL VERTICAL

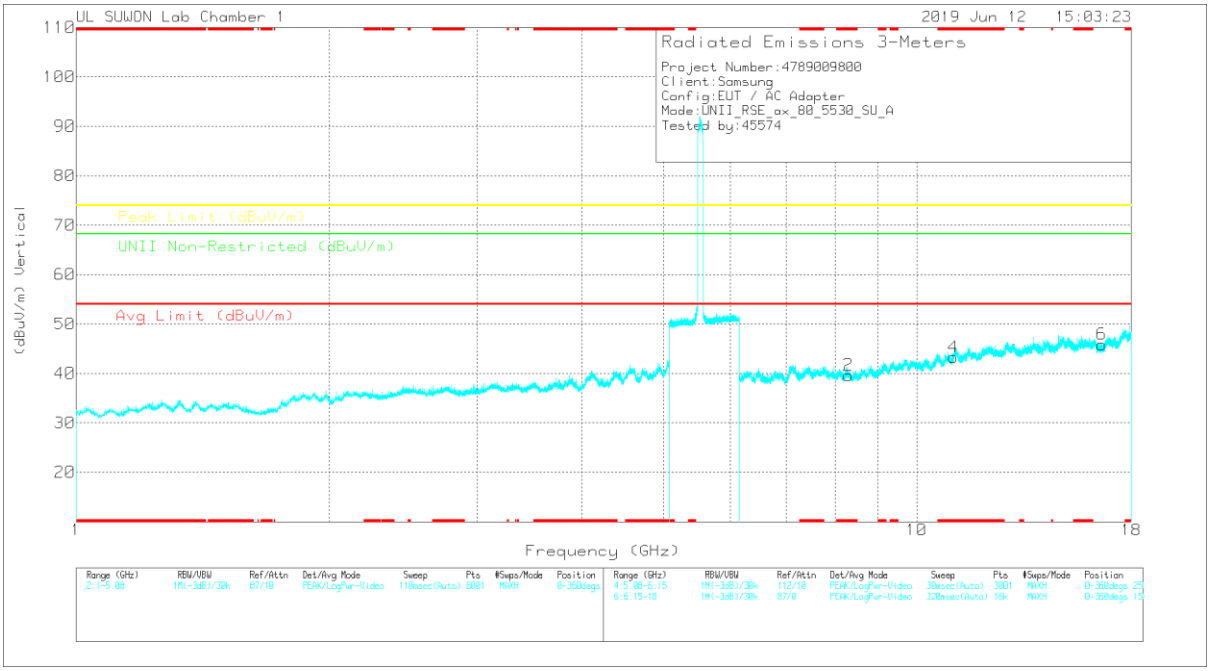

Note: Emission was scanned up to 40GHz; No emissions were detected above the noise floor which was at least 20dB below the specification limit.

UL Korea, Ltd. Confidential
This report shall not be reproduced except in full, without the written approval of UL Korea, Ltd.

LOW CHANNEL DATA

Trace Markers

Marker	Frequency (GHz)	Meter Reading (dBuV)	Det	3117_00168724	6GHz_HP[dB]	DC Corr (dB)	Corrected Reading (dBuV/m)	Avg Limit (dBuV/m)	Margin (dB)	Peak Limit (dBuV/m)	Margin (dB)	UNII Non-Restricted (dBuV/m)	Margin (dB)	Azimuth (Degs)	Height (cm)	Polarity
1	* 8.2962	27.2	PK	36	-22.8	0	40.4	-	-	74	-33.6	-	-	0-360	250	H
3	* 11.06004	26.09	PK	38.2	-20.5	0	43.79	-	-	74	-30.21	-	-	0-360	150	H
5	16.59142	24.18	PK	40.6	-19.7	0	45.08	-	-	-	-	68.2	-23.12	0-360	150	H
2	* 8.29546	26.44	PK	36	-22.8	0	39.64	-	-	74	-34.36	-	-	0-360	250	V
4	* 11.06078	25.6	PK	38.2	-20.5	0	43.3	-	-	74	-30.7	-	-	0-360	250	V
6	16.5892	25	PK	40.6	-19.7	0	45.9	-	-	-	-	68.2	-22.3	0-360	250	V

* - indicates frequency in CFR47 Pt 15 / IC RSS-Restricted Band
PK – Peak detector

Note: Only peak measurement was performed. Because peak measurement result of unwanted emission is less than average limit (54dBuV/m).

UL Korea, Ltd. Suwon Laboratory FORM ID: FCC_15E
218 Maeyeong-ro, Yeongtong-gu, Suwon-si, Gyeonggi-do, 16675 Korea TEL: (031) 337-9902,FAX: (031) 213-5433
UL Korea, Ltd. Confidential
This report shall not be reproduced except in full, without the written approval of UL Korea, Ltd.

HIGH CHANNEL HORIZONTAL

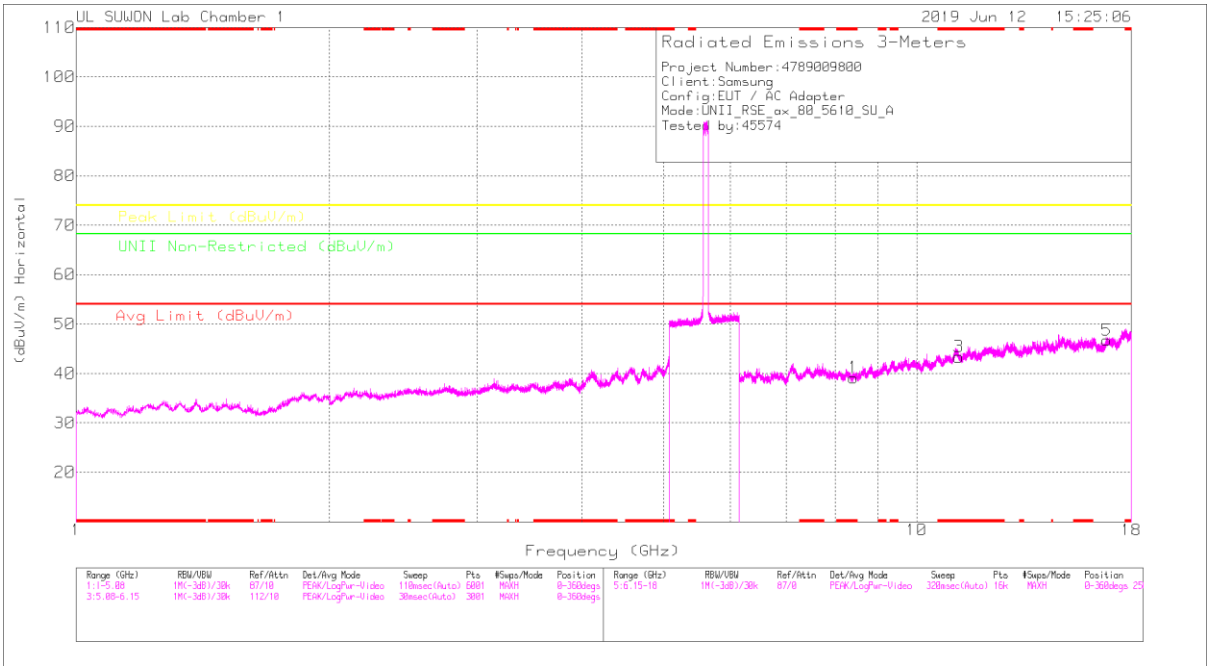

HIGH CHANNEL VERTICAL

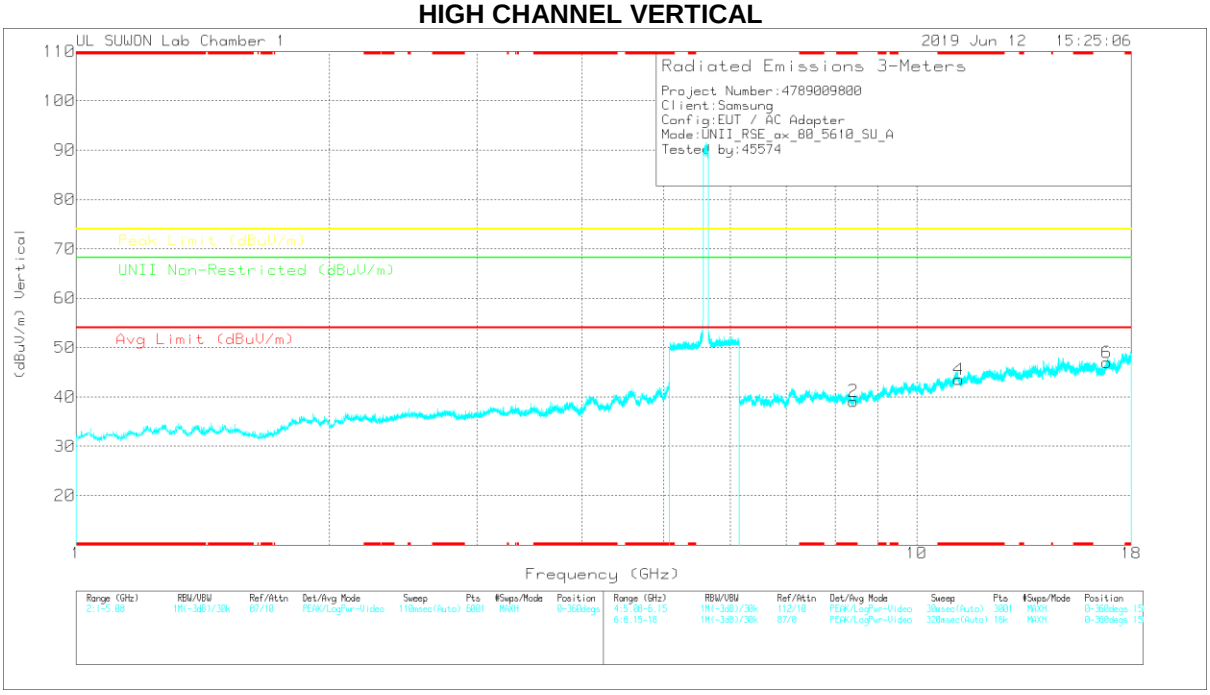

Note: Emission was scanned up to 40GHz; No emissions were detected above the noise floor which was at least 20dB below the specification limit.

UL Korea, Ltd. Confidential
This report shall not be reproduced except in full, without the written approval of UL Korea, Ltd.

HIGH CHANNEL DATA

Trace Markers

Marker	Frequency (GHz)	Meter Reading (dBuV)	Det	3117_00168724	6GHz_HP[dB]	DC Corr (dB)	Corrected Reading (dBuV/m)	Avg Limit (dBuV/m)	Margin (dB)	Peak Limit (dBuV/m)	Margin (dB)	UNII Non-Restricted (dBuV/m)	Margin (dB)	Azimuth (Degs)	Height (cm)	Polarity
1	* 8.41543	26.64	PK	36	-23.5	0	39.14	-	-	74	-34.86	-	-	0-360	150	H
3	* 11.22	25.27	PK	38.3	-20.2	0	43.37	-	-	74	-30.63	-	-	0-360	250	H
5	16.83137	24.23	PK	41.1	-18.6	0	46.73	-	-	-	-	68.2	-21.47	0-360	150	H
2	* 8.41543	26.62	PK	36	-23.5	0	39.12	-	-	74	-34.88	-	-	0-360	250	V
4	* 11.21926	25.45	PK	38.3	-20.2	0	43.55	-	-	74	-30.45	-	-	0-360	150	V
6	16.82915	24.39	PK	41.1	-18.5	0	46.99	-	-	-	-	68.2	-21.21	0-360	250	V

* - indicates frequency in CFR47 Pt 15 / IC RSS-Restricted Band
PK – Peak detector

Note: Only peak measurement was performed. Because peak measurement result of unwanted emission is less than average limit (54dBuV/m).

UL Korea, Ltd. Suwon Laboratory FORM ID: FCC_15E
218 Maeyeong-ro, Yeongtong-gu, Suwon-si, Gyeonggi-do, 16675 Korea TEL: (031) 337-9902,FAX: (031) 213-5433
UL Korea, Ltd. Confidential
This report shall not be reproduced except in full, without the written approval of UL Korea, Ltd.

HE20 RU mode (MIMO / 26T / Low: 4, Mid: 0, High: 8)

LOW CHANNEL HORIZONTAL

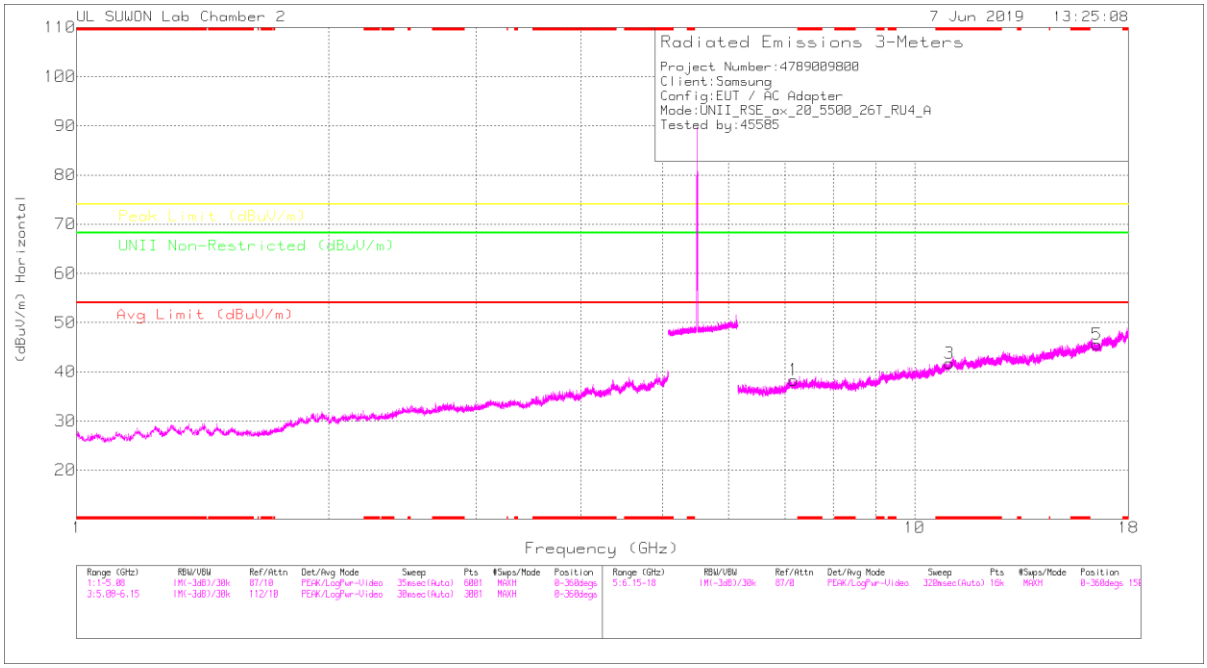

LOW CHANNEL VERTICAL

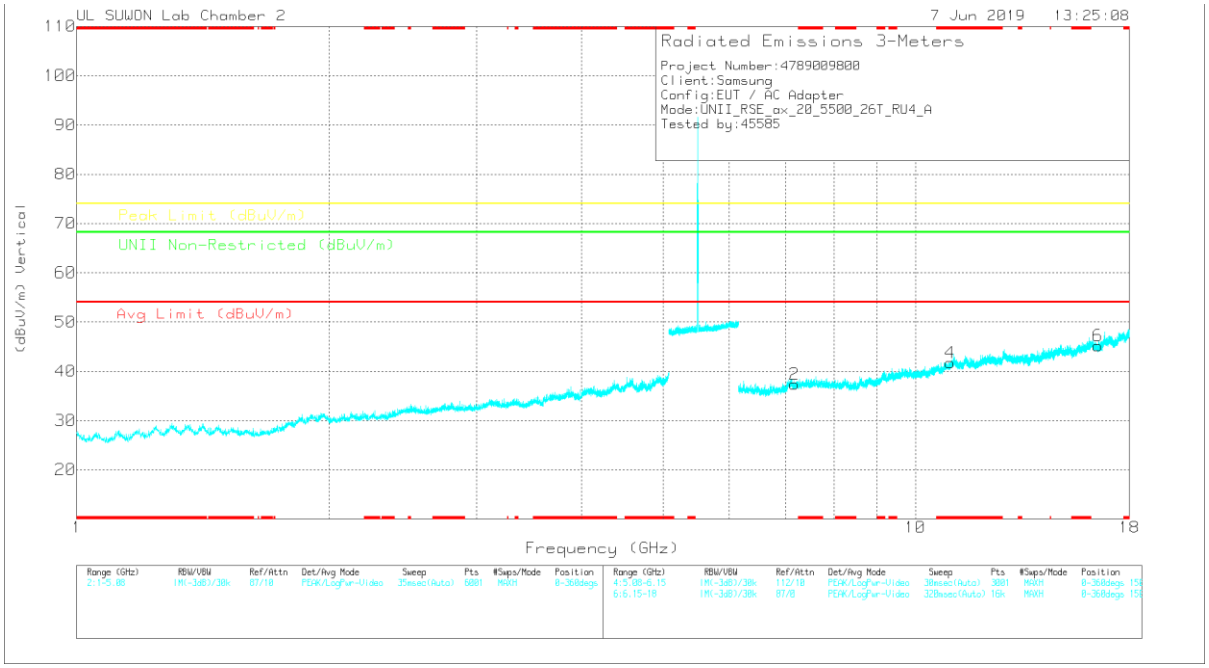

Note: Emission was scanned up to 40GHz; No emissions were detected above the noise floor which was at least 20dB below the specification limit.

UL Korea, Ltd. Confidential
This report shall not be reproduced except in full, without the written approval of UL Korea, Ltd.

LOW CHANNEL DATA

Trace Markers

Marker	Frequency (GHz)	Meter Reading (dBuV)	Det	3117_00168724	6GHz_HP[dB]	DC Corr (dB)	Corrected Reading (dBuV/m)	Avg Limit (dBuV/m)	Margin (dB)	Peak Limit (dBuV/m)	Margin (dB)	UNII Non-Restricted (dBuV/m)	Margin (dB)	Azimuth (Degs)	Height (cm)	Polarity
1	7.172	27.13	PK	36.1	-24.9	0	38.33	-	-	-	-	68.2	-29.87	0-360	150	H
3	* 11.007	24.21	PK	38.1	-20.6	0	41.71	-	-	74	-32.29	-	-	0-360	150	H
5	16.501	24.84	PK	40.5	-19.8	0	45.54	-	-	-	-	68.2	-22.66	0-360	150	H
2	7.172	26.18	PK	36.1	-24.9	0	37.38	-	-	-	-	68.2	-30.82	0-360	150	V
4	* 11.007	24.22	PK	38.1	-20.6	0	41.72	-	-	74	-32.28	-	-	0-360	250	V
6	16.505	24.55	PK	40.5	-19.9	0	45.15	-	-	-	-	68.2	-23.05	0-360	150	V

* - indicates frequency in CFR47 Pt 15 / IC RSS-Restricted Band
PK – Peak detector

Note: Only peak measurement was performed. Because peak measurement result of unwanted emission is less than average limit (54dBuV/m).

UL Korea, Ltd. Suwon Laboratory FORM ID: FCC_15E
218 Maeyeong-ro, Yeongtong-gu, Suwon-si, Gyeonggi-do, 16675 Korea TEL: (031) 337-9902,FAX: (031) 213-5433
UL Korea, Ltd. Confidential
This report shall not be reproduced except in full, without the written approval of UL Korea, Ltd.

MID CHANNEL HORIZONTAL

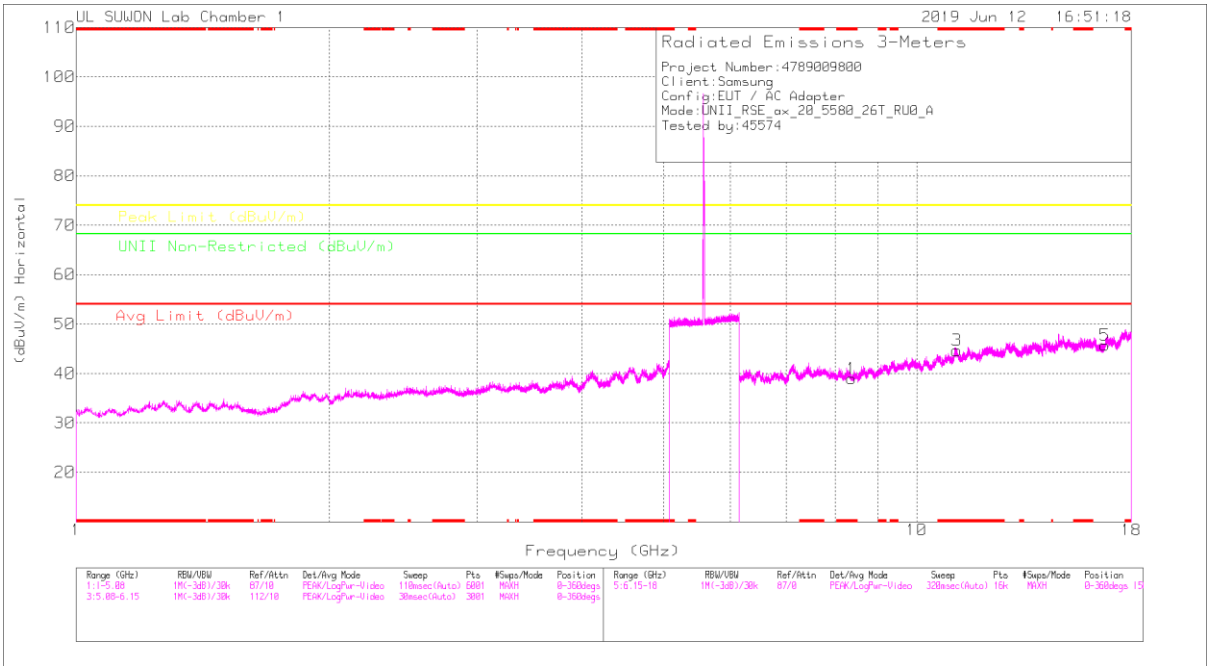

MID CHANNEL VERTICAL

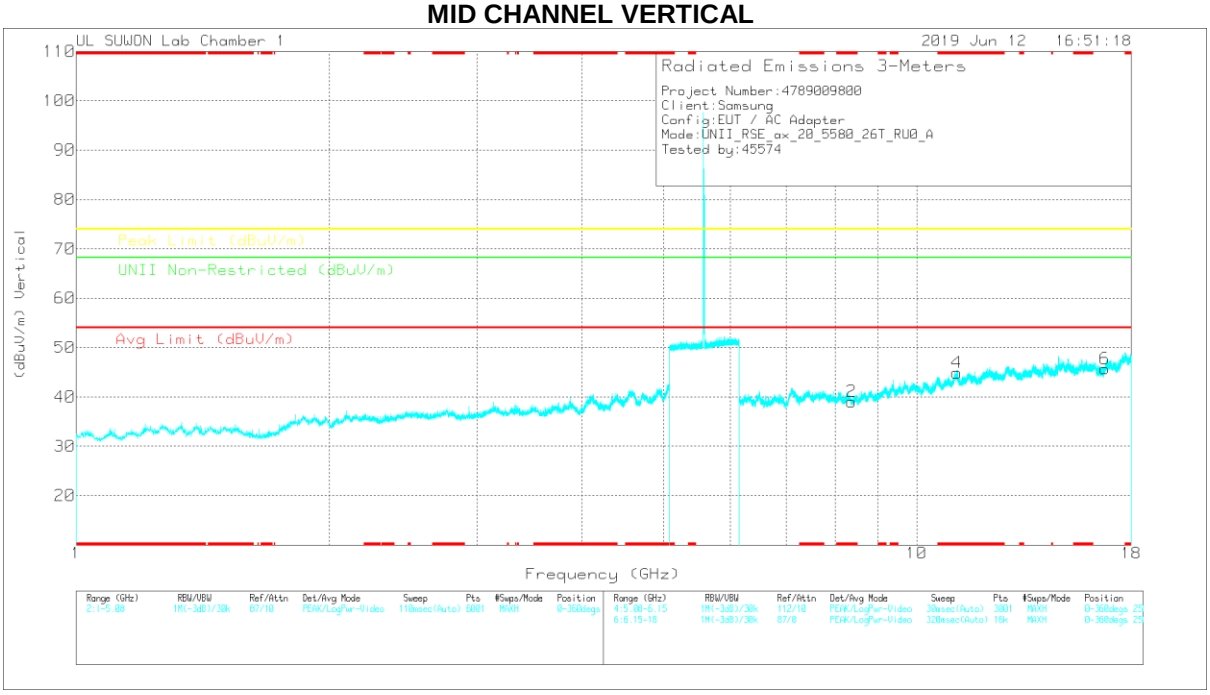

Note: Emission was scanned up to 40GHz; No emissions were detected above the noise floor which was at least 20dB below the specification limit.

UL Korea, Ltd. Confidential
This report shall not be reproduced except in full, without the written approval of UL Korea, Ltd.

MID CHANNEL DATA

Trace Markers

Marker	Frequency (GHz)	Meter Reading (dBuV)	Det	3117_00168724	6GHz_HP[dB]	DC Corr (dB)	Corrected Reading (dBuV/m)	Avg Limit (dBuV/m)	Margin (dB)	Peak Limit (dBuV/m)	Margin (dB)	UNII Non-Restricted (dBuV/m)	Margin (dB)	Azimuth (Degs)	Height (cm)	Polarity
1	* 8.371	26.75	PK	36	-23.8	0	38.95	-	-	74	-35.05	-	-	0-360	150	H
3	* 11.16372	25.94	PK	38.2	-19.5	0	44.64	-	-	74	-29.36	-	-	0-360	150	H
5	16.74176	24	PK	40.9	-19.2	0	45.7	-	-	-	-	68.2	-22.5	0-360	250	H
2	* 8.371	26.84	PK	36	-23.8	0	39.04	-	-	74	-34.96	-	-	0-360	250	V
4	* 11.16224	26.3	PK	38.2	-19.6	0	44.9	-	-	74	-29.1	-	-	0-360	150	V
6	16.74028	23.98	PK	40.9	-19.2	0	45.68	-	-	-	-	68.2	-22.52	0-360	150	V

* - indicates frequency in CFR47 Pt 15 / IC RSS-Restricted Band
PK – Peak detector

Note: Only peak measurement was performed. Because peak measurement result of unwanted emission is less than average limit (54dBuV/m).

UL Korea, Ltd. Suwon Laboratory FORM ID: FCC_15E
218 Maeyeong-ro, Yeongtong-gu, Suwon-si, Gyeonggi-do, 16675 Korea TEL: (031) 337-9902,FAX: (031) 213-5433
UL Korea, Ltd. Confidential
This report shall not be reproduced except in full, without the written approval of UL Korea, Ltd.

HIGH CHANNEL HORIZONTAL

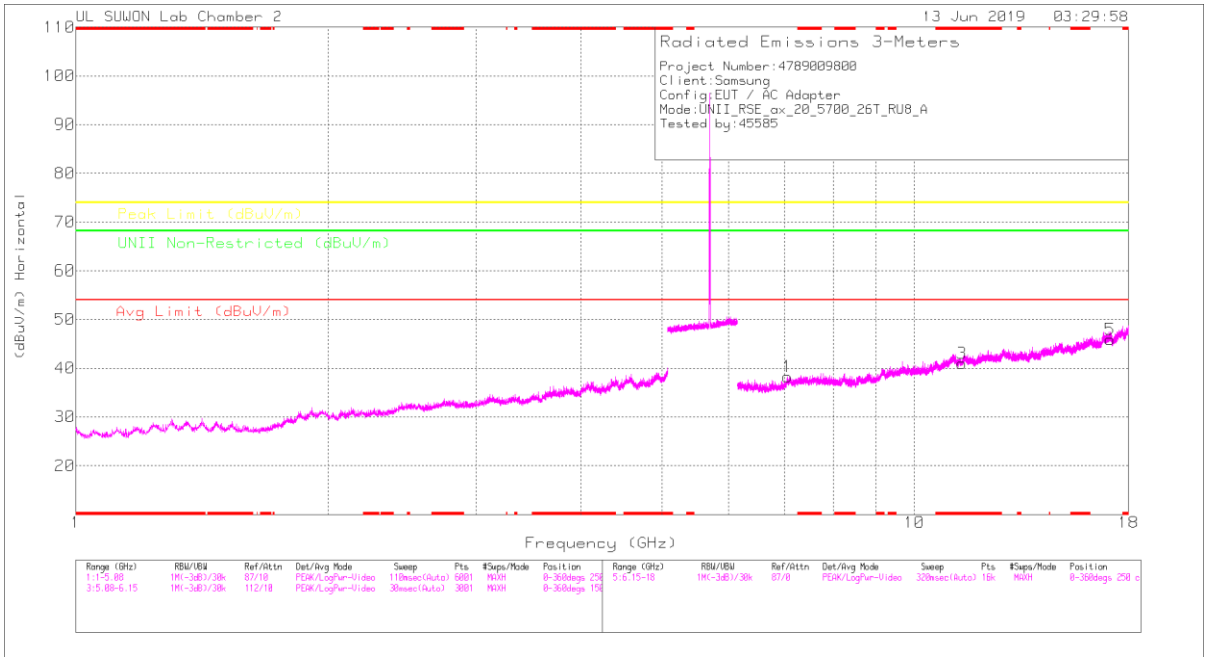

HIGH CHANNEL VERTICAL

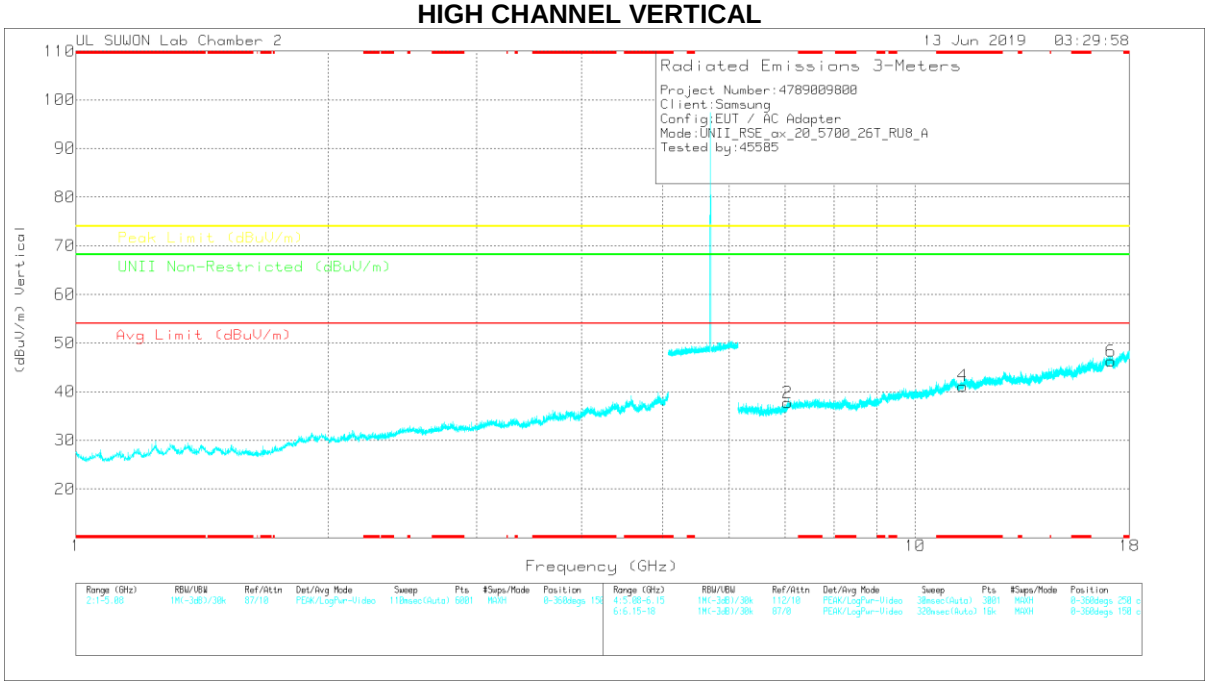

Note: Emission was scanned up to 40GHz; No emissions were detected above the noise floor which was at least 20dB below the specification limit.

UL Korea, Ltd. Confidential
This report shall not be reproduced except in full, without the written approval of UL Korea, Ltd.

HIGH CHANNEL DATA

Trace Markers

Marker	Frequency (GHz)	Meter Reading (dBuV)	Det	3117_00168724	6GHz_HP[dB]	DC Corr (dB)	Corrected Reading (dBuV/m)	Avg Limit (dBuV/m)	Margin (dB)	Peak Limit (dBuV/m)	Margin (dB)	UNII Non-Restricted (dBuV/m)	Margin (dB)	Azimuth (Degs)	Height (cm)	Polarity
1	7.059	26.78	PK	35.9	-24.4	0	38.28	-	-	-	-	68.2	-29.92	0-360	250	H
3	* 11.401	22.88	PK	38.3	-20.2	0	40.98	-	-	74	-33.02	-	-	0-360	150	H
5	17.1	23.23	PK	41.3	-18.7	0	45.83	-	-	-	-	68.2	-22.37	0-360	250	H
2	7.047	26.53	PK	35.9	-24.7	0	37.73	-	-	-	-	68.2	-30.47	0-360	150	V
4	* 11.4	23.07	PK	38.3	-20.2	0	41.17	-	-	74	-32.83	-	-	0-360	250	V
6	17.1	23.71	PK	41.3	-18.7	0	46.31	-	-	-	-	68.2	-21.89	0-360	150	V

* - indicates frequency in CFR47 Pt 15 / IC RSS-Restricted Band
PK – Peak detector

Note: Only peak measurement was performed. Because peak measurement result of unwanted emission is less than average limit (54dBuV/m).

UL Korea, Ltd. Suwon Laboratory FORM ID: FCC_15E
218 Maeyeong-ro, Yeongtong-gu, Suwon-si, Gyeonggi-do, 16675 Korea TEL: (031) 337-9902,FAX: (031) 213-5433
UL Korea, Ltd. Confidential
This report shall not be reproduced except in full, without the written approval of UL Korea, Ltd.

HE40 RU mode (MIMO / 26T / Low: 0, Mid: 9, High: 0)

LOW CHANNEL HORIZONTAL

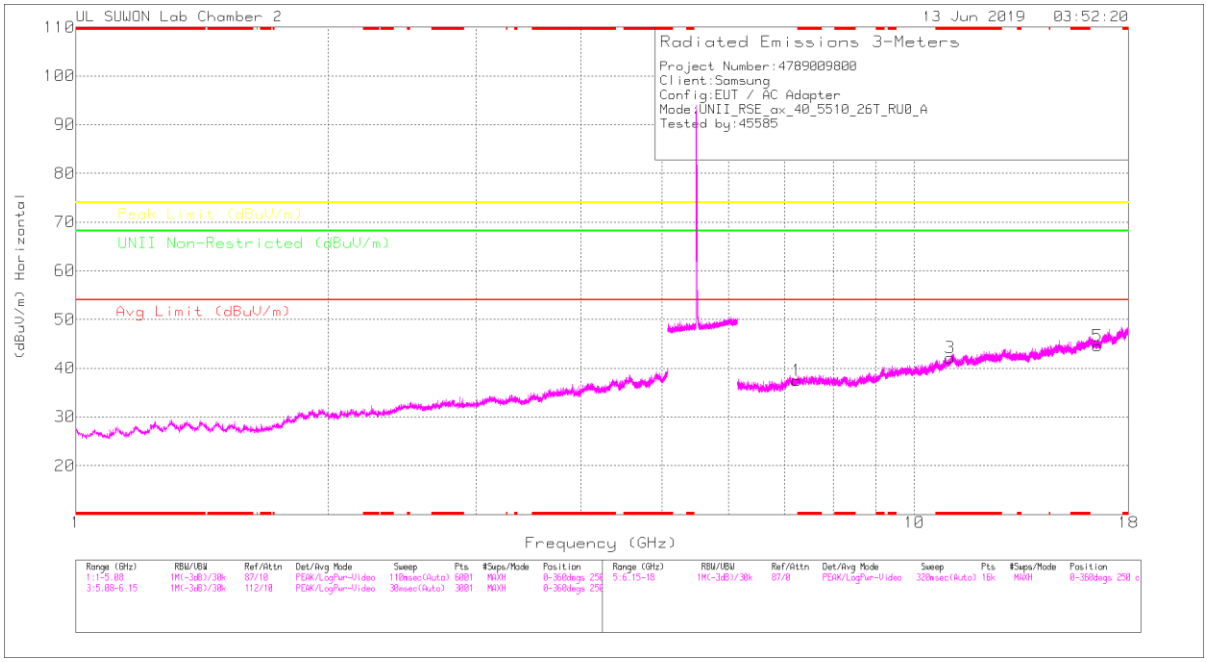

LOW CHANNEL VERTICAL

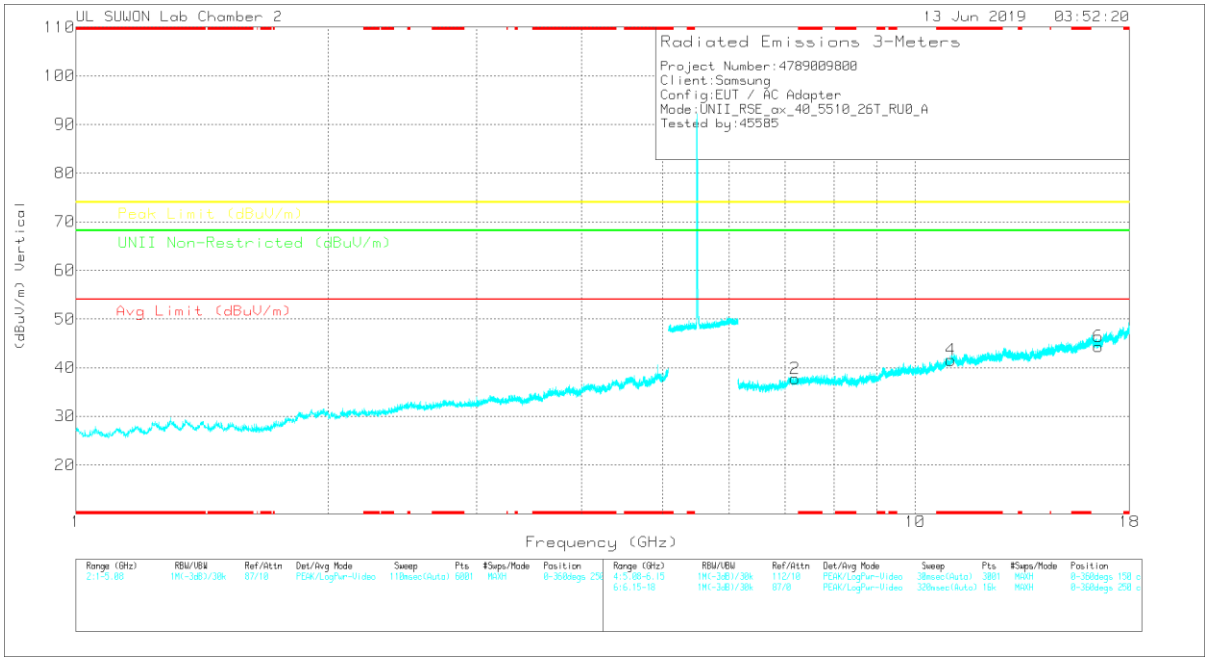

Note: Emission was scanned up to 40GHz; No emissions were detected above the noise floor which was at least 20dB below the specification limit.

UL Korea, Ltd. Confidential
This report shall not be reproduced except in full, without the written approval of UL Korea, Ltd.

LOW CHANNEL DATA

Trace Markers

Marker	Frequency (GHz)	Meter Reading (dBuV)	Det	3117_00168724	6GHz_HP[dB]	DC Corr (dB)	Corrected Reading (dBuV/m)	Avg Limit (dBuV/m)	Margin (dB)	Peak Limit (dBuV/m)	Margin (dB)	UNII Non-Restricted (dBuV/m)	Margin (dB)	Azimuth (Degs)	Height (cm)	Polarity
1	7.242	26.71	PK	36.1	-25.3	0	37.51	-	-	-	-	68.2	-30.69	0-360	150	H
3	* 11.022	24.65	PK	38.1	-20.6	0	42.15	-	-	74	-31.85	-	-	0-360	250	H
5	16.53	23.84	PK	40.5	-19.8	0	44.54	-	-	-	-	68.2	-23.66	0-360	150	H
2	7.195	26.96	PK	36.1	-25.3	0	37.76	-	-	-	-	68.2	-30.44	0-360	250	V
4	* 11.022	24.06	PK	38.1	-20.6	0	41.56	-	-	74	-32.44	-	-	0-360	250	V
6	16.53	23.6	PK	40.5	-19.8	0	44.3	-	-	-	-	68.2	-23.9	0-360	250	V

* - indicates frequency in CFR47 Pt 15 / IC RSS-Restricted Band
PK – Peak detector

Note: Only peak measurement was performed. Because peak measurement result of unwanted emission is less than average limit (54dBuV/m).

UL Korea, Ltd. Suwon Laboratory FORM ID: FCC_15E
218 Maeyeong-ro, Yeongtong-gu, Suwon-si, Gyeonggi-do, 16675 Korea TEL: (031) 337-9902,FAX: (031) 213-5433
UL Korea, Ltd. Confidential
This report shall not be reproduced except in full, without the written approval of UL Korea, Ltd.

MID CHANNEL HORIZONTAL

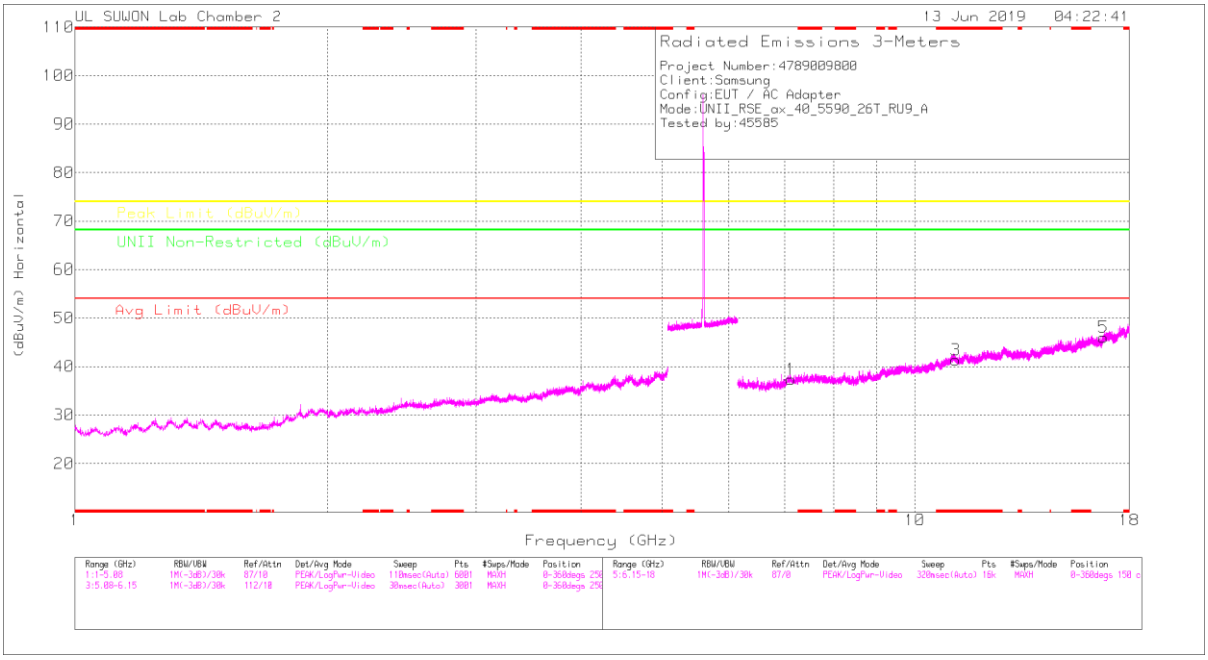

MID CHANNEL VERTICAL

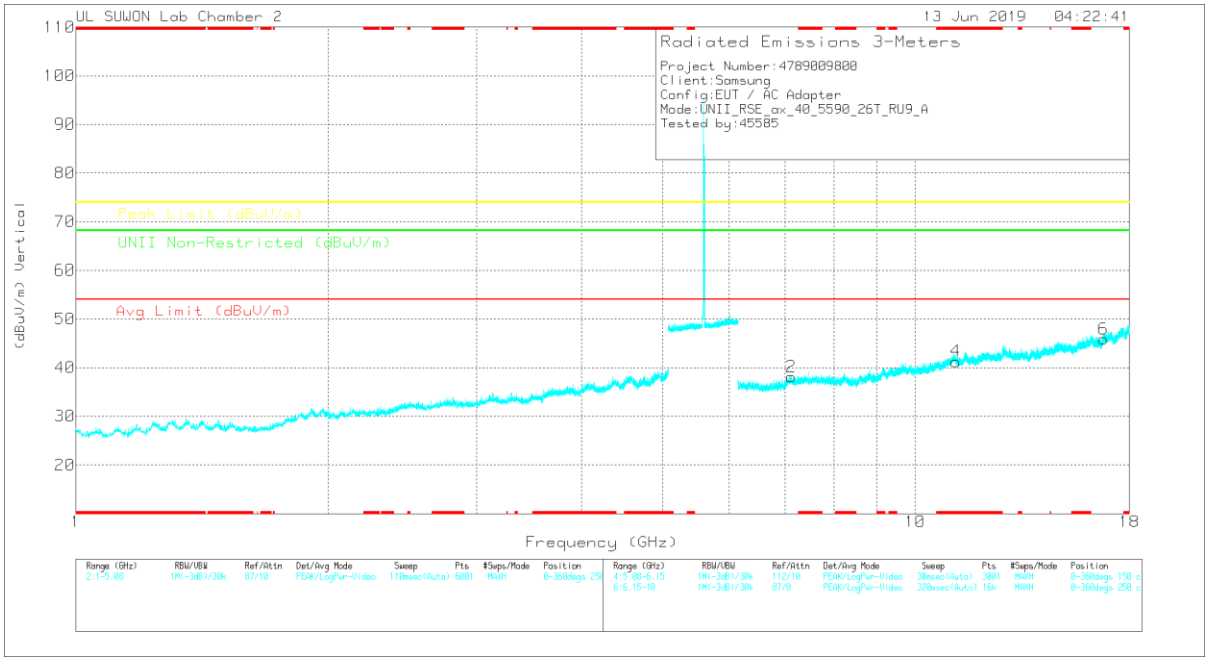

Note: Emission was scanned up to 40GHz; No emissions were detected above the noise floor which was at least 20dB below the specification limit.

UL Korea, Ltd. Confidential
This report shall not be reproduced except in full, without the written approval of UL Korea, Ltd.

MID CHANNEL DATA

Trace Markers

Marker	Frequency (GHz)	Meter Reading (dBuV)	Det	3117_00168724	6GHz_HP[dB]	DC Corr (dB)	Corrected Reading (dBuV/m)	Avg Limit (dBuV/m)	Margin (dB)	Peak Limit (dBuV/m)	Margin (dB)	UNII Non-Restricted (dBuV/m)	Margin (dB)	Azimuth (Degs)	Height (cm)	Polarity
1	7.121	25.16	PK	36	-23.8	0	37.36	-	-	-	-	68.2	-30.84	0-360	250	H
3	* 11.182	22.92	PK	38.2	-19.7	0	41.42	-	-	74	-32.58	-	-	0-360	250	H
5	16.771	23.82	PK	41	-18.8	0	46.02	-	-	-	-	68.2	-22.18	0-360	250	H
2	7.122	25.98	PK	36	-23.8	0	38.18	-	-	-	-	68.2	-30.02	0-360	250	V
4	* 11.182	22.8	PK	38.2	-19.7	0	41.3	-	-	74	-32.7	-	-	0-360	250	V
6	16.77	23.74	PK	41	-18.8	0	45.94	-	-	-	-	68.2	-22.26	0-360	150	V

* - indicates frequency in CFR47 Pt 15 / IC RSS-Restricted Band
PK – Peak detector

Note: Only peak measurement was performed. Because peak measurement result of unwanted emission is less than average limit (54dBuV/m).

UL Korea, Ltd. Confidential
This report shall not be reproduced except in full, without the written approval of UL Korea, Ltd.

HIGH CHANNEL HORIZONTAL

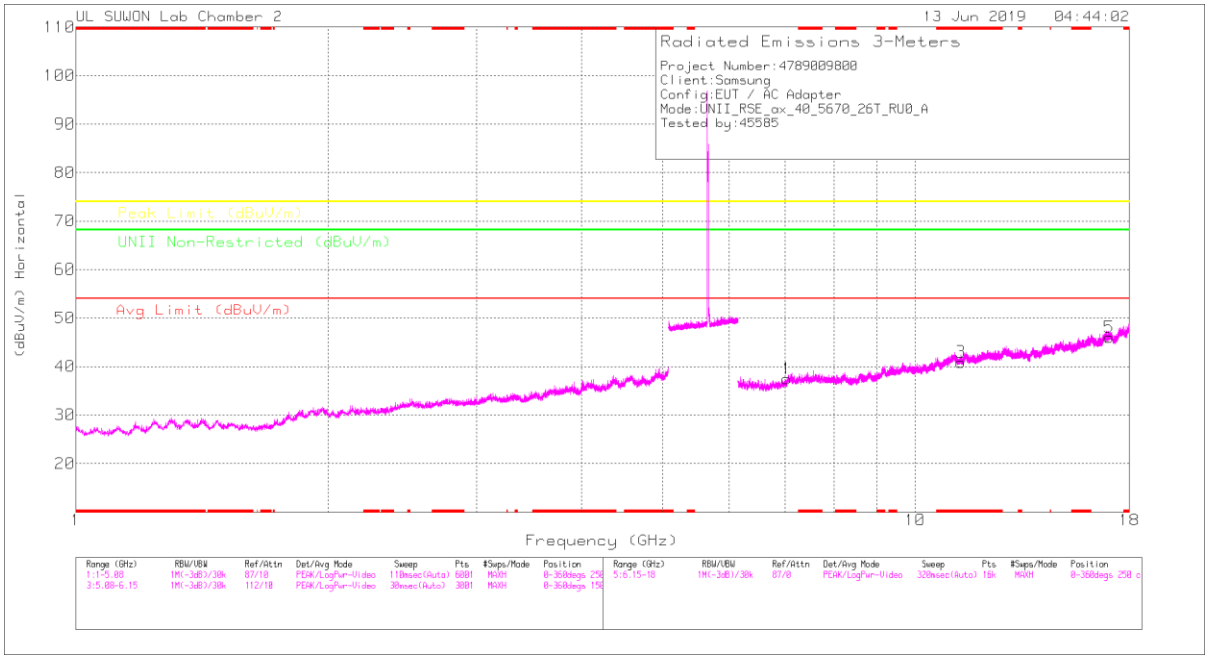

HIGH CHANNEL VERTICAL

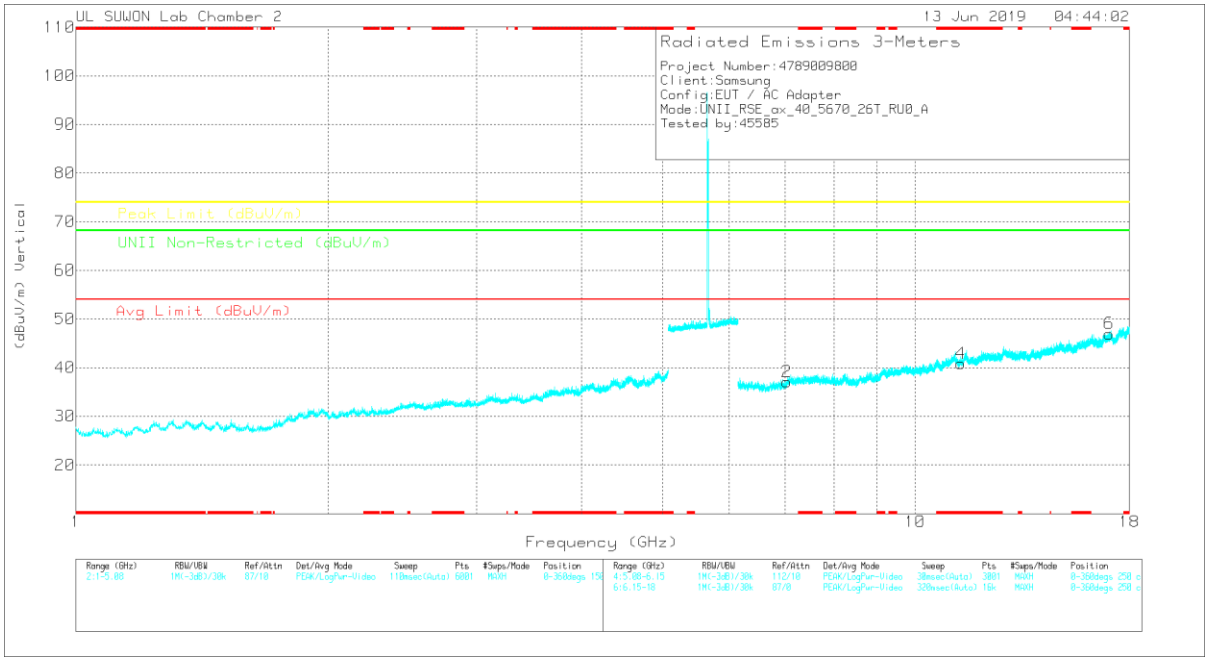

Note: Emission was scanned up to 40GHz; No emissions were detected above the noise floor which was at least 20dB below the specification limit.

UL Korea, Ltd. Confidential
This report shall not be reproduced except in full, without the written approval of UL Korea, Ltd.

HIGH CHANNEL DATA

Trace Markers

Marker	Frequency (GHz)	Meter Reading (dBuV)	Det	3117_00168724	6GHz_HP[dB]	DC Corr (dB)	Corrected Reading (dBuV/m)	Avg Limit (dBuV/m)	Margin (dB)	Peak Limit (dBuV/m)	Margin (dB)	UNII Non-Restricted (dBuV/m)	Margin (dB)	Azimuth (Degs)	Height (cm)	Polarity
1	7.031	26.68	PK	35.9	-25.1	0	37.48	-	-	-	-	68.2	-30.72	0-360	150	H
3	* 11.341	22.91	PK	38.3	-20.3	0	40.91	-	-	74	-33.09	-	-	0-360	250	H
5	17.011	23.41	PK	41.3	-18.7	0	46.01	-	-	-	-	68.2	-22.19	0-360	250	H
2	7.033	26.24	PK	35.9	-25.1	0	37.04	-	-	-	-	68.2	-31.16	0-360	250	V
4	* 11.341	22.82	PK	38.3	-20.3	0	40.82	-	-	74	-33.18	-	-	0-360	250	V
6	17.011	24.39	PK	41.3	-18.7	0	46.99	-	-	-	-	68.2	-21.21	0-360	150	V

* - indicates frequency in CFR47 Pt 15 / IC RSS-Restricted Band
PK – Peak detector

Note: Only peak measurement was performed. Because peak measurement result of unwanted emission is less than average limit (54dBuV/m).

UL Korea, Ltd. Suwon Laboratory FORM ID: FCC_15E
218 Maeyeong-ro, Yeongtong-gu, Suwon-si, Gyeonggi-do, 16675 Korea TEL: (031) 337-9902,FAX: (031) 213-5433
UL Korea, Ltd. Confidential
This report shall not be reproduced except in full, without the written approval of UL Korea, Ltd.

HE80 RU mode (MIMO / 26T / Low: 0, High: 18)

LOW CHANNEL HORIZONTAL

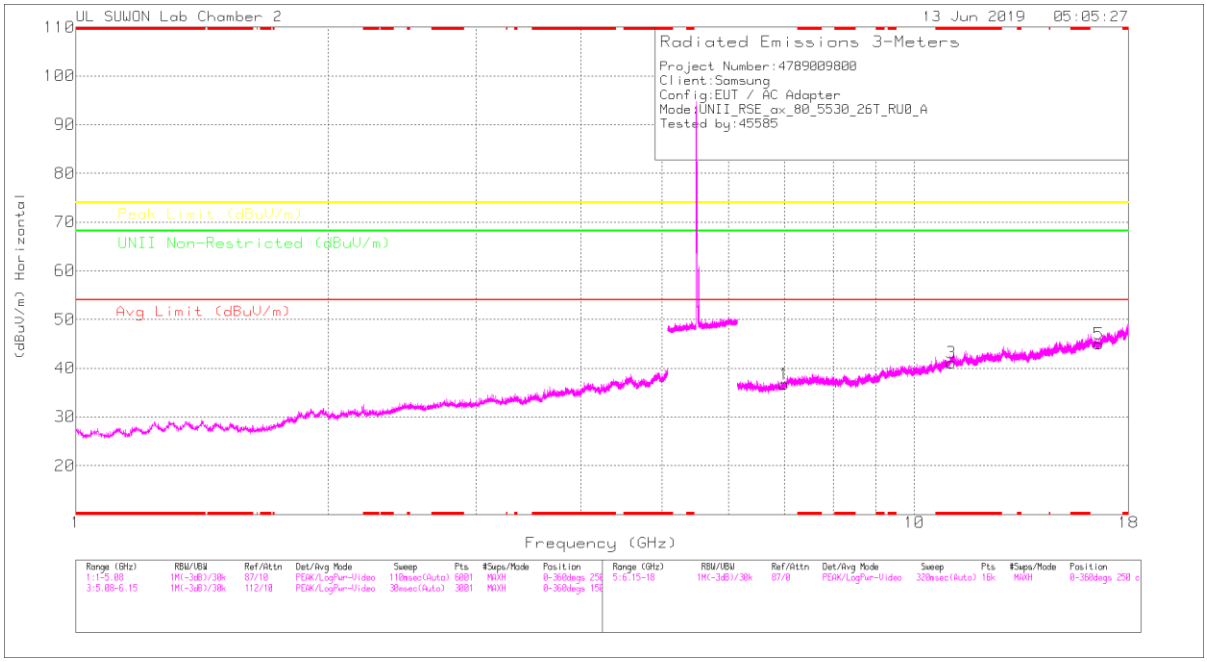

LOW CHANNEL VERTICAL

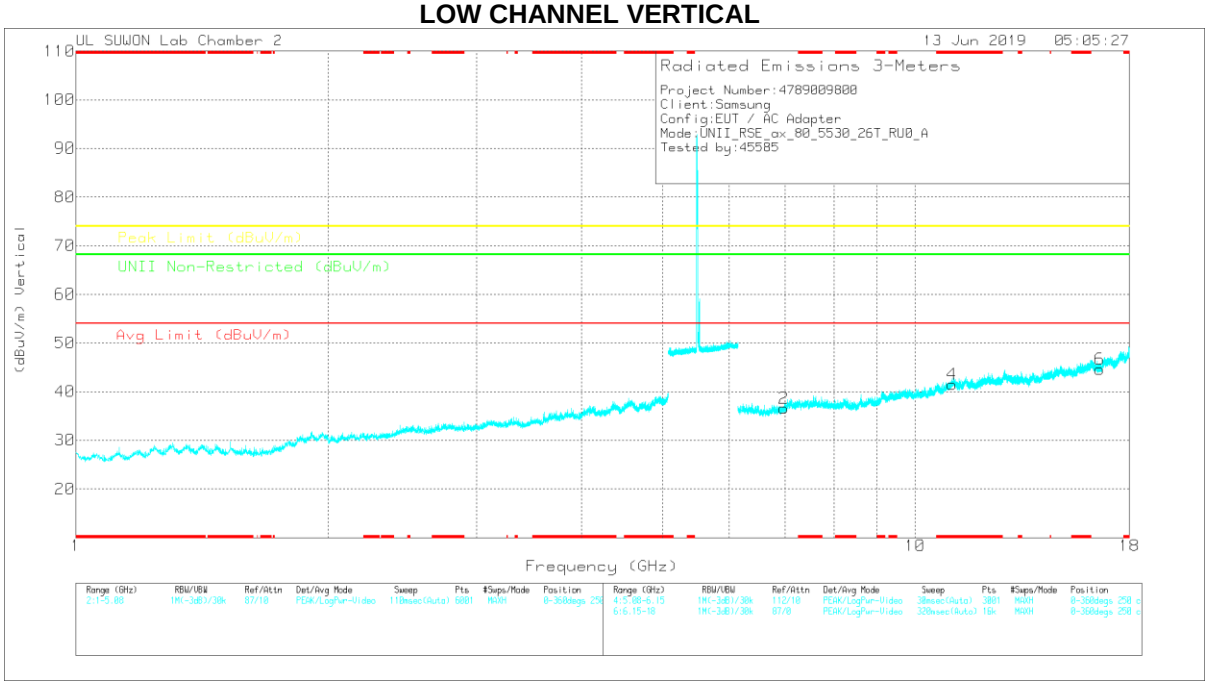

Note: Emission was scanned up to 40GHz; No emissions were detected above the noise floor which was at least 20dB below the specification limit.

UL Korea, Ltd. Confidential
This report shall not be reproduced except in full, without the written approval of UL Korea, Ltd.

LOW CHANNEL DATA

Trace Markers

Marker	Frequency (GHz)	Meter Reading (dBuV)	Det	3117_00168724	6GHz_HP[dB]	DC Corr (dB)	Corrected Reading (dBuV/m)	Avg Limit (dBuV/m)	Margin (dB)	Peak Limit (dBuV/m)	Margin (dB)	UNII Non-Restricted (dBuV/m)	Margin (dB)	Azimuth (Degs)	Height (cm)	Polarity
1	6.999	26.65	PK	35.8	-25.7	0	36.75	-	-	-	-	68.2	-31.45	0-360	150	H
3	* 11.061	23.41	PK	38.2	-20.5	0	41.11	-	-	74	-32.89	-	-	0-360	250	H
5	16.591	24.14	PK	40.6	-19.8	0	44.94	-	-	-	-	68.2	-23.26	0-360	250	H
2	6.975	26.44	PK	35.8	-25.7	0	36.54	-	-	-	-	68.2	-31.66	0-360	250	V
4	* 11.061	23.79	PK	38.2	-20.5	0	41.49	-	-	74	-32.51	-	-	0-360	150	V
6	16.591	23.83	PK	40.6	-19.8	0	44.63	-	-	-	-	68.2	-23.57	0-360	250	V

* - indicates frequency in CFR47 Pt 15 / IC RSS-Restricted Band
PK – Peak detector

Note: Only peak measurement was performed. Because peak measurement result of unwanted emission is less than average limit (54dBuV/m).

UL Korea, Ltd. Suwon Laboratory FORM ID: FCC_15E
218 Maeyeong-ro, Yeongtong-gu, Suwon-si, Gyeonggi-do, 16675 Korea TEL: (031) 337-9902,FAX: (031) 213-5433
UL Korea, Ltd. Confidential
This report shall not be reproduced except in full, without the written approval of UL Korea, Ltd.

HIGH CHANNEL HORIZONTAL

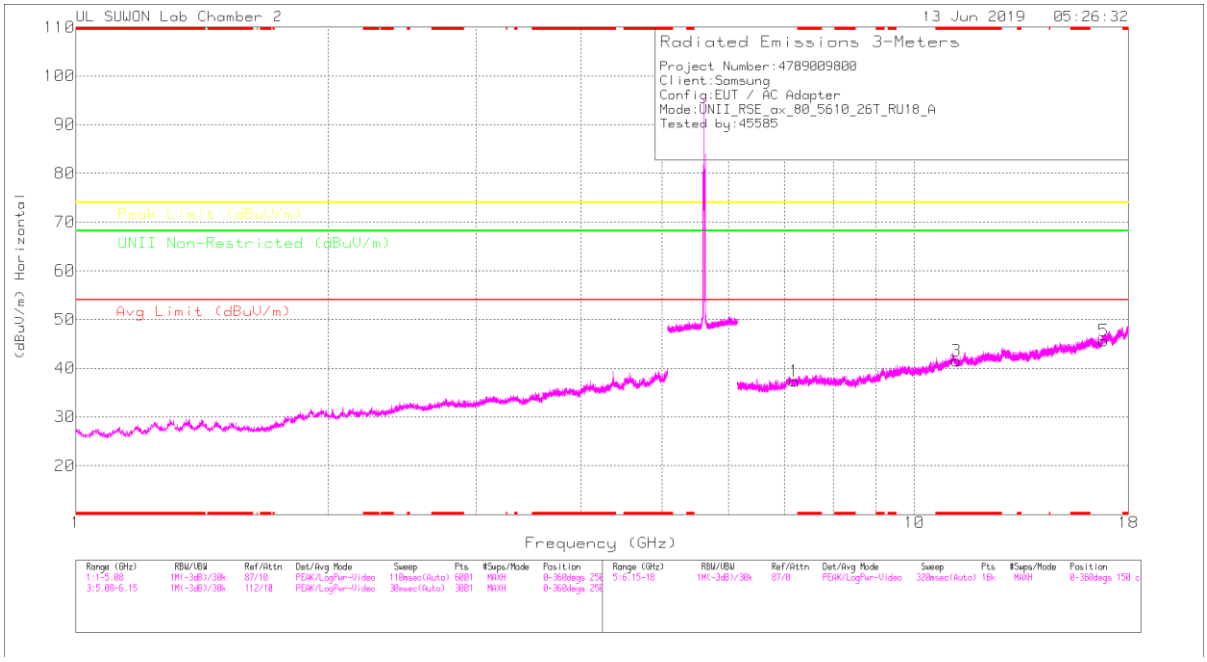

HIGH CHANNEL VERTICAL

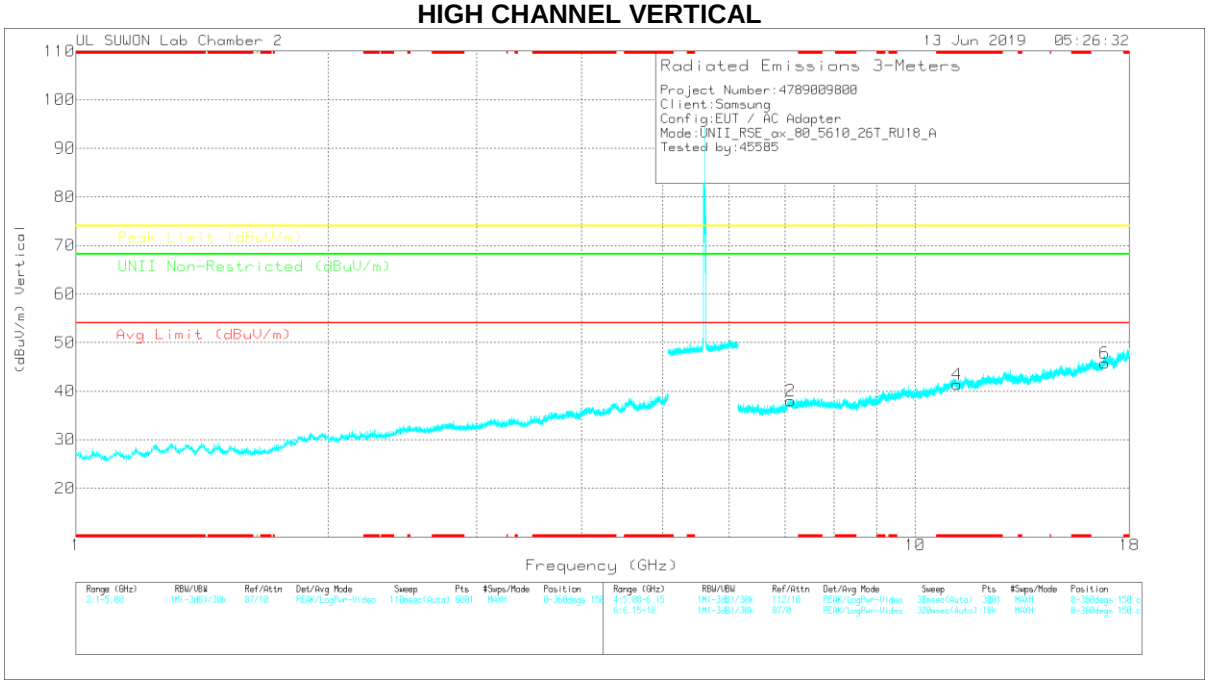

Note: Emission was scanned up to 40GHz; No emissions were detected above the noise floor which was at least 20dB below the specification limit.

UL Korea, Ltd. Confidential
This report shall not be reproduced except in full, without the written approval of UL Korea, Ltd.

HIGH CHANNEL DATA

Trace Markers

Marker	Frequency (GHz)	Meter Reading (dBuV)	Det	3117_00168724	6GHz_HP[dB]	DC Corr (dB)	Corrected Reading (dBuV/m)	Avg Limit (dBuV/m)	Margin (dB)	Peak Limit (dBuV/m)	Margin (dB)	UNII Non-Restricted (dBuV/m)	Margin (dB)	Azimuth (Degs)	Height (cm)	Polarity
1	7.194	26.6	PK	36.1	-25.3	0	37.4	-	-	-	-	68.2	-30.8	0-360	150	H
3	* 11.222	23.55	PK	38.3	-20.3	0	41.55	-	-	74	-32.45	-	-	0-360	250	H
5	16.831	23.08	PK	41.1	-18.5	0	45.68	-	-	-	-	68.2	-22.52	0-360	150	H
2	7.109	25.68	PK	36	-23.7	0	37.98	-	-	-	-	68.2	-30.22	0-360	150	V
4	* 11.221	23.27	PK	38.3	-20.2	0	41.37	-	-	74	-32.63	-	-	0-360	150	V
6	16.831	23.17	PK	41.1	-18.5	0	45.77	-	-	-	-	68.2	-22.43	0-360	250	V

* - indicates frequency in CFR47 Pt 15 / IC RSS-Restricted Band
PK – Peak detector

Note: Only peak measurement was performed. Because peak measurement result of unwanted emission is less than average limit (54dBuV/m).

UL Korea, Ltd. Suwon Laboratory FORM ID: FCC_15E
218 Maeyeong-ro, Yeongtong-gu, Suwon-si, Gyeonggi-do, 16675 Korea TEL: (031) 337-9902,FAX: (031) 213-5433
UL Korea, Ltd. Confidential
This report shall not be reproduced except in full, without the written approval of UL Korea, Ltd.

11.8. 5.8 GHz_2Tx (MIMO)

11.8.1.TX ABOVE 1GHz 802.11ax MODE IN THE 5.8GHz BAND BANDEDGE (LOW CHANNEL)

HE20 SU mode (MIMO)

HORIZONTAL PEAK PLOT

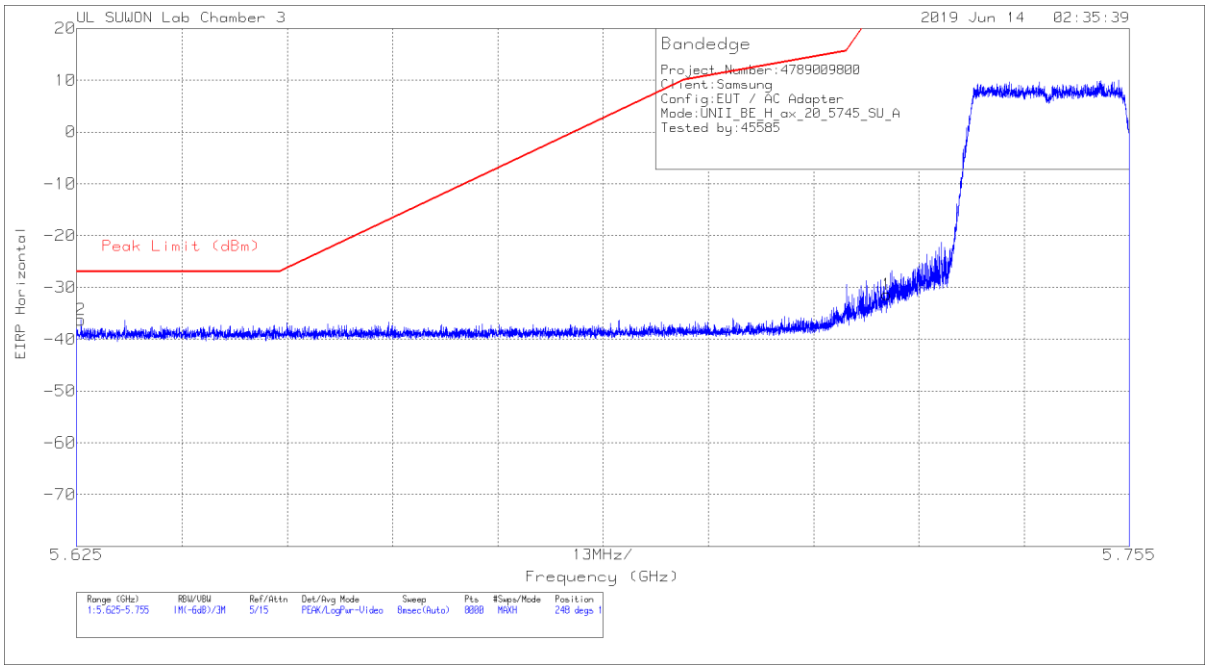

HORIZONTAL DATA

Trace Markers

Marker	Frequency (GHz)	Meter Reading (dBm)	Det	3117_002059 59	10dB[dB]	Conversion Factor (dB)	DC Corr (dB)	Corrected Reading EIRP	Peak Limit (dBm)	PK Margin (dB)	Azimuth (Degs)	Height (cm)	Polarity
1	5.725	-60.06	Pk	34.8	-17.9	11.8	0	-31.36	27	-58.36	248	110	H
2	5.626	-64.46	Pk	34.7	-18.3	11.8	0	-36.26	-27	-9.26	248	110	H

Pk - Peak detector

UL Korea, Ltd. Suwon Laboratory FORM ID: FCC_15E
218 Maeyeong-ro, Yeongtong-gu, Suwon-si, Gyeonggi-do, 16675 Korea TEL: (031) 337-9902,FAX: (031) 213-5433
UL Korea, Ltd. Confidential
This report shall not be reproduced except in full, without the written approval of UL Korea, Ltd.

VERTICAL PEAK PLOT

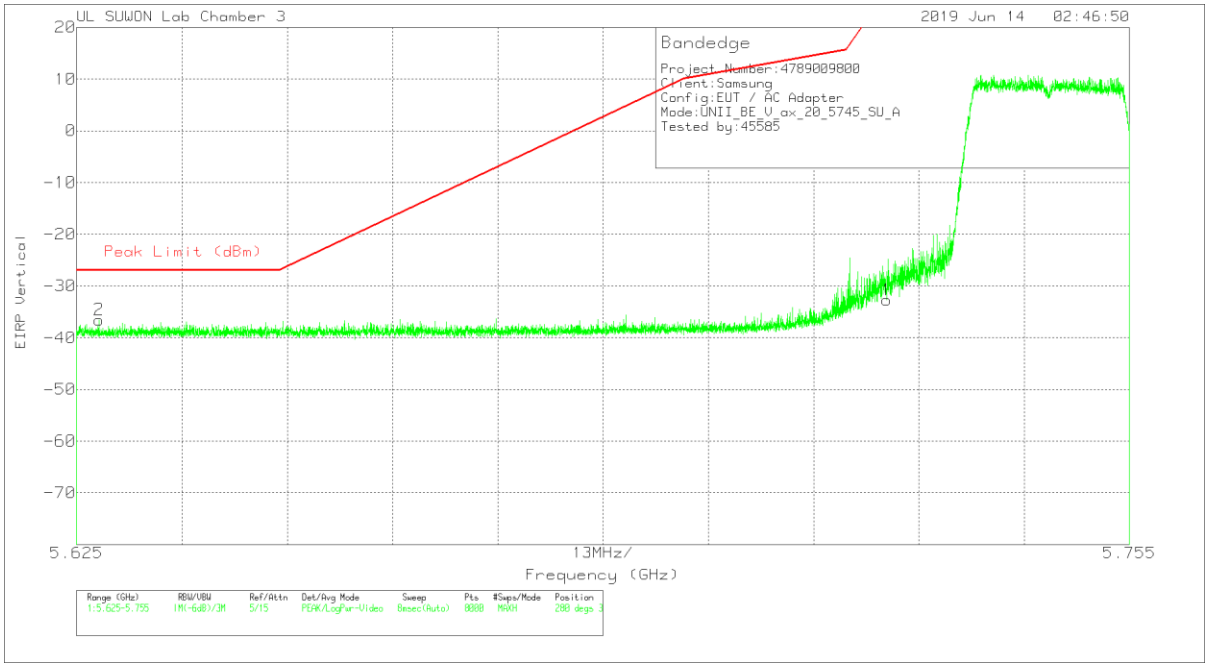

VERTICAL DATA

Trace Markers

Marker	Frequency (GHz)	Meter Reading (dBm)	Det	3117_002059 59	10dB[dB]	Conversion Factor (dB)	DC Corr (dB)	Corrected Reading EIRP	Peak Limit (dBm)	PK Margin (dB)	Azimuth (Degs)	Height (cm)	Polarity
1	5.725	-61.44	Pk	34.8	-17.9	11.8	0	-32.74	27	-59.74	280	302	V
2	5.628	-64.74	Pk	34.7	-18.3	11.8	0	-36.54	-27	-9.54	280	302	V

Pk - Peak detector

UL Korea, Ltd. Confidential
This report shall not be reproduced except in full, without the written approval of UL Korea, Ltd.

HE40 SU mode (MIMO)

HORIZONTAL PEAK PLOT

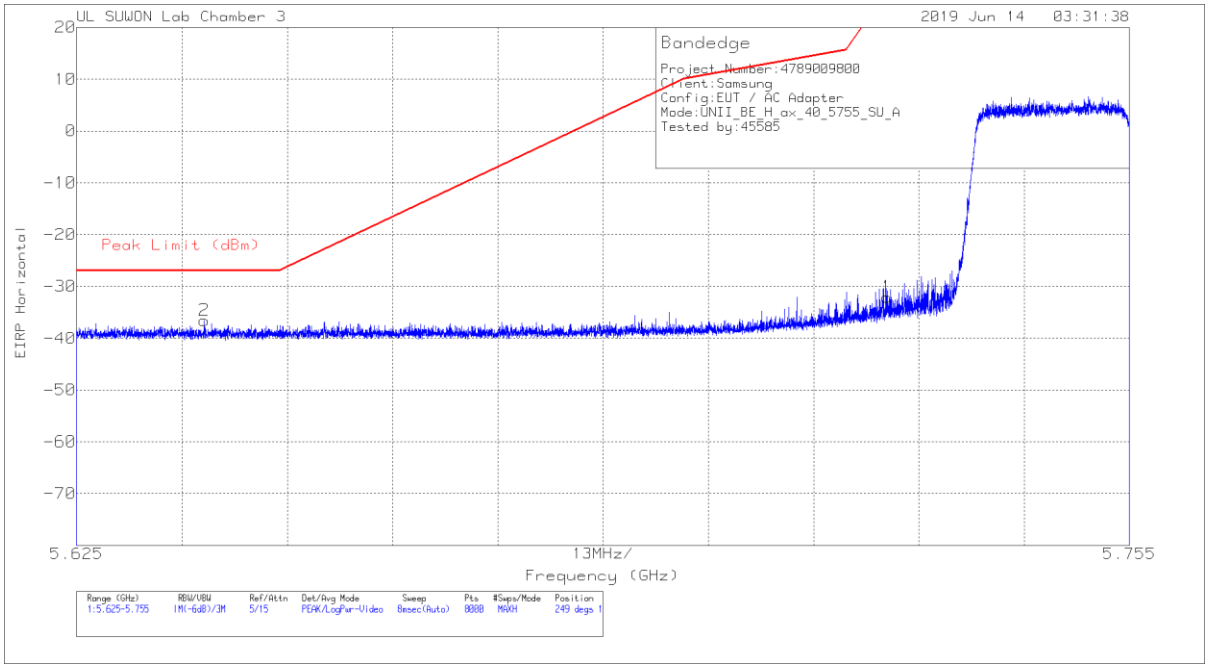

HORIZONTAL DATA

Trace Markers

Marker	Frequency (GHz)	Meter Reading (dBm)	Det	3117_00205959	10dB[dB]	Conversion Factor (dB)	DC Corr (dB)	Corrected Reading EIRP	Peak Limit (dBm)	PK Margin (dB)	Azimuth (Degs)	Height (cm)	Polarity
1	5.725	-60.76	Pk	34.8	-17.9	11.8	0	-32.06	27	-59.06	249	114	H
2	5.641	-64.75	Pk	34.7	-18.3	11.8	0	-36.55	-27	-9.55	249	114	H

Pk - Peak detector

UL Korea, Ltd. Suwon Laboratory FORM ID: FCC_15E
218 Maeyeong-ro, Yeongtong-gu, Suwon-si, Gyeonggi-do, 16675 Korea TEL: (031) 337-9902,FAX: (031) 213-5433
UL Korea, Ltd. Confidential
This report shall not be reproduced except in full, without the written approval of UL Korea, Ltd.

VERTICAL PEAK PLOT

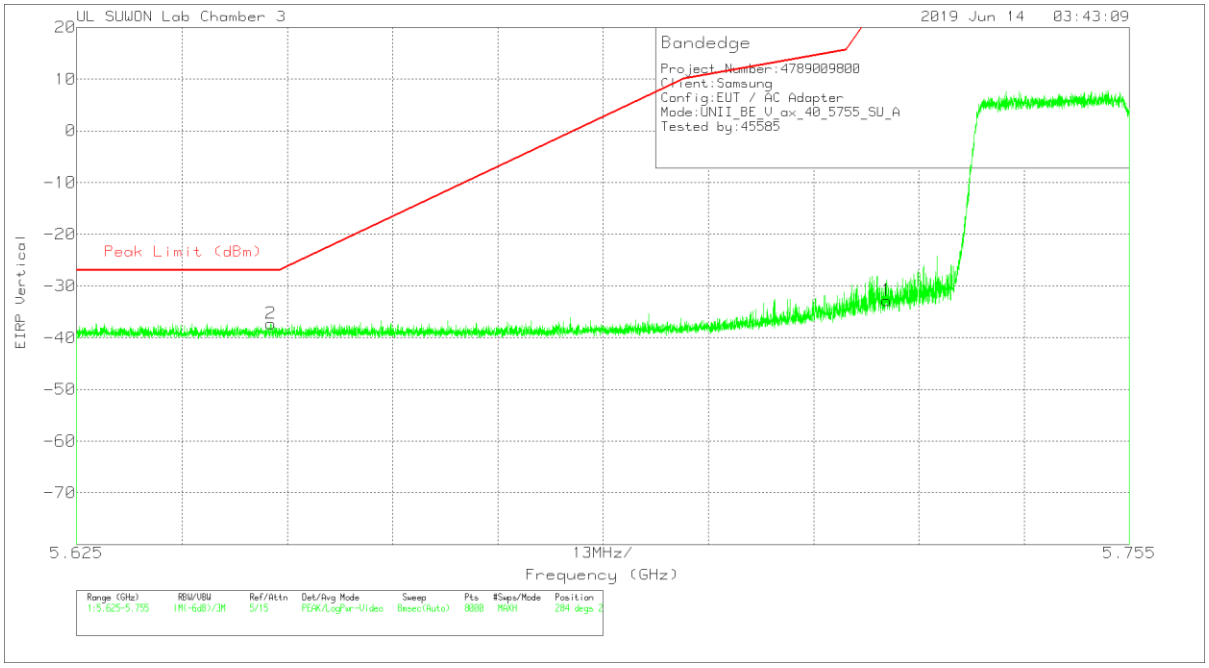

VERTICAL DATA

Trace Markers

Marker	Frequency (GHz)	Meter Reading (dBm)	Det	3117_00205959	10dB[dB]	Conversion Factor (dB)	DC Corr (dB)	Corrected Reading EIRP	Peak Limit (dBm)	PK Margin (dB)	Azimuth (Degs)	Height (cm)	Polarity
1	5.725	-61.47	Pk	34.8	-17.9	11.8	0	-32.77	27	-59.77	284	219	V
2	5.649	-65.55	Pk	34.7	-18.2	11.8	0	-37.25	-27	-10.25	284	219	V

Pk - Peak detector

UL Korea, Ltd. Confidential
This report shall not be reproduced except in full, without the written approval of UL Korea, Ltd.

HE80 SU mode (MIMO)

HORIZONTAL PEAK PLOT

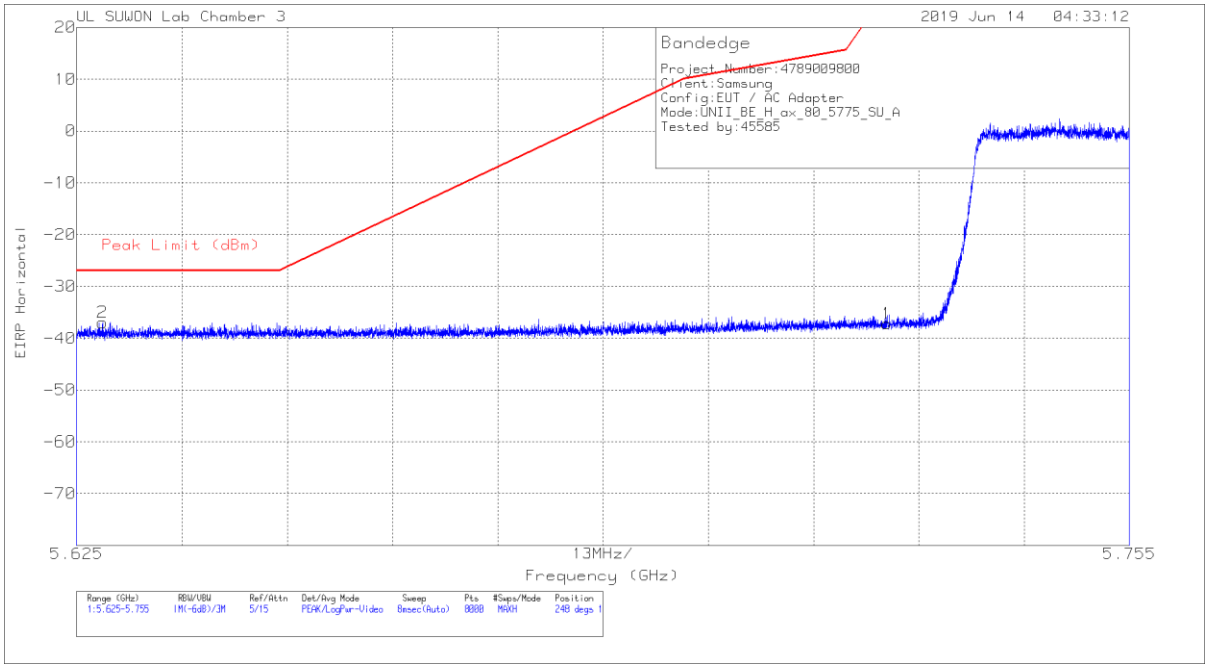

HORIZONTAL DATA

Trace Markers

Marker	Frequency (GHz)	Meter Reading (dBm)	Det	3117_00205959	10dB[dB]	Conversion Factor (dB)	DC Corr (dB)	Corrected Reading EIRP	Peak Limit (dBm)	PK Margin (dB)	Azimuth (Degs)	Height (cm)	Polarity
1	5.725	-65.88	Pk	34.8	-17.9	11.8	0	-37.18	27	-64.18	248	114	H
2	5.628	-65.19	Pk	34.7	-18.3	11.8	0	-36.99	-27	-9.99	248	114	H

Pk - Peak detector

UL Korea, Ltd. Confidential
This report shall not be reproduced except in full, without the written approval of UL Korea, Ltd.

VERTICAL PEAK PLOT

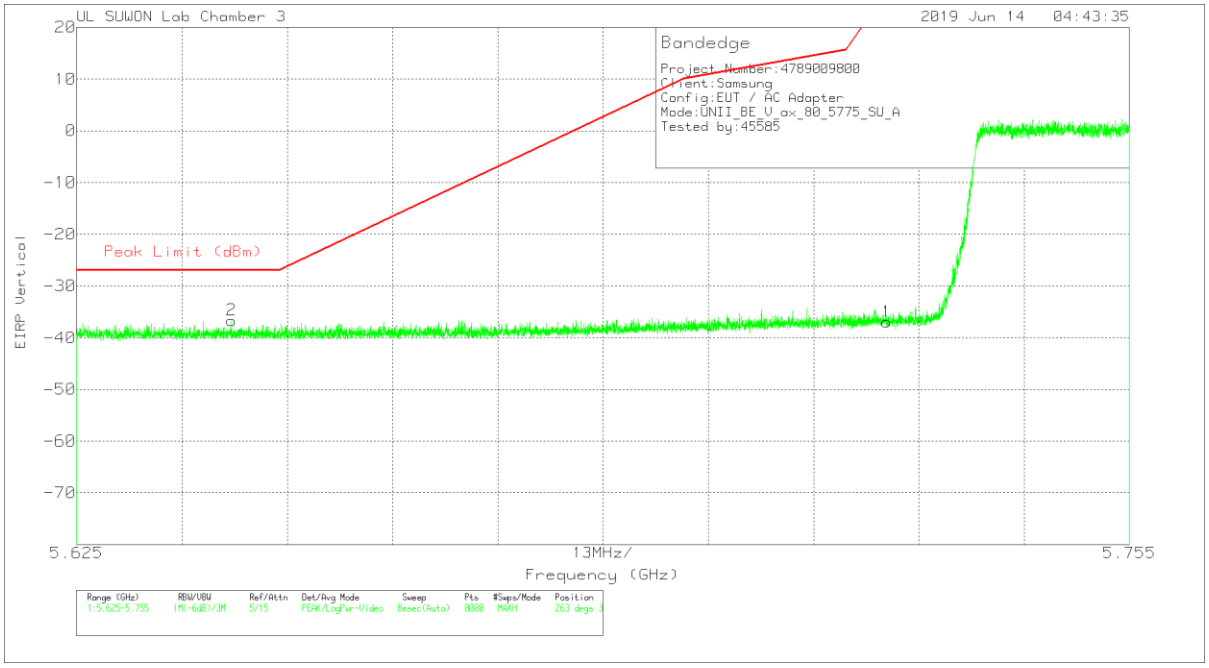

VERTICAL DATA

Trace Markers

Marker	Frequency (GHz)	Meter Reading (dBm)	Det	3117_002059 59	10dB[dB]	Conversion Factor (dB)	DC Corr (dB)	Corrected Reading EIRP	Peak Limit (dBm)	PK Margin (dB)	Azimuth (Degs)	Height (cm)	Polarity
1	5.725	-65.65	Pk	34.8	-17.9	11.8	0	-36.95	27	-63.95	263	302	V
2	5.644	-64.95	Pk	34.7	-18.2	11.8	0	-36.65	-27	-9.65	263	302	V

* - indicates frequency in CFR47 Pt 15 / IC RSS-Restricted Band
Pk - Peak detector
RMS - RMS detection

UL Korea, Ltd. Confidential
This report shall not be reproduced except in full, without the written approval of UL Korea, Ltd.

484T RU mode (MIMO / HE80 / RU offset 65)

HORIZONTAL PEAK PLOT

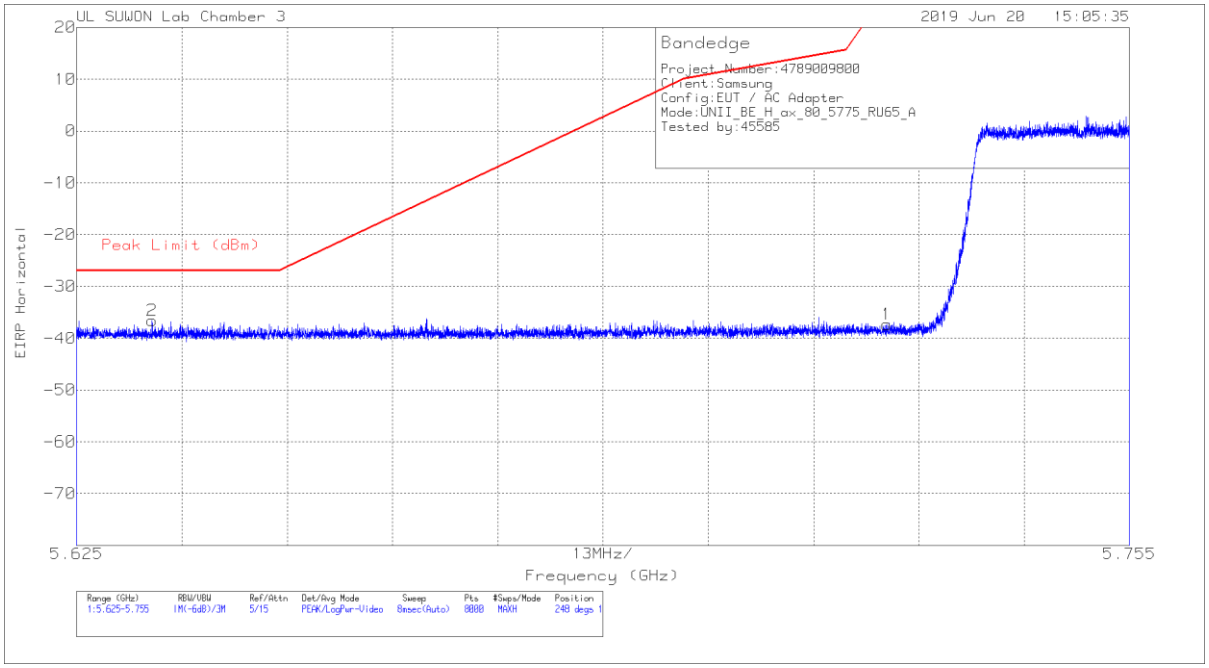

HORIZONTAL DATA

Trace Markers

Marker	Frequency (GHz)	Meter Reading (dBm)	Det	3117_002059 59	10dB[dB]	Conversion Factor (dB)	DC Corr (dB)	Corrected Reading EIRP	Peak Limit (dBm)	PK Margin (dB)	Azimuth (Degs)	Height (cm)	Polarity
1	5.725	-66.06	Pk	34.8	-17.9	11.8	0	-37.36	27	-64.36	248	104	H
2	5.634	-64.8	Pk	34.7	-18.3	11.8	0	-36.6	-27	-9.6	248	104	H

Pk - Peak detector

UL Korea, Ltd. Confidential
This report shall not be reproduced except in full, without the written approval of UL Korea, Ltd.

VERTICAL PEAK PLOT

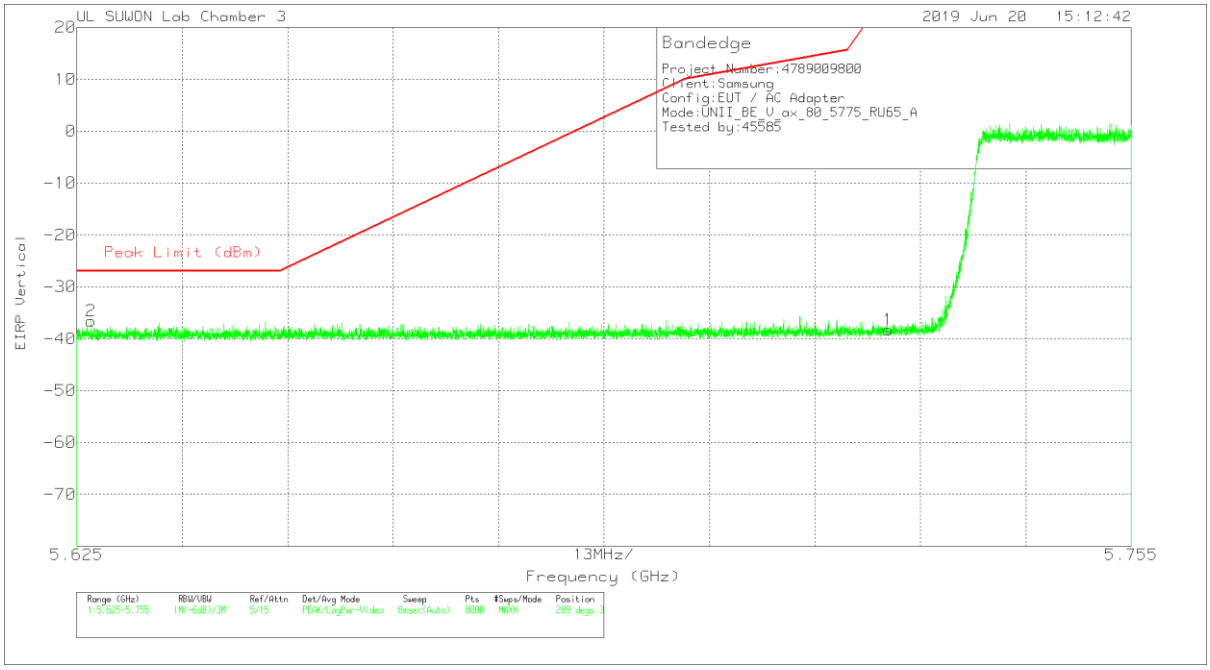

VERTICAL DATA

Trace Markers

Marker	Frequency(GHz)	Meter Reading (dBm)	Det	3117_00205959	10dB[dB]	Conversion Factor (dB)	DC Corr (dB)	Corrected Reading EIRP	Peak Limit (dBm)	PK Margin (dB)	Azimuth (Degs)	Height (cm)	Polarity
1	5.725	-67	Pk	34.8	-17.9	11.8	0	-38.3	27	-65.3	289	302	V
2	5.627	-64.8	Pk	34.7	-18.3	11.8	0	-36.6	-27	-9.6	289	302	V

Pk - Peak detector

UL Korea, Ltd. Confidential
This report shall not be reproduced except in full, without the written approval of UL Korea, Ltd.

242T RU mode (MIMO / HE80 / RU offset 61)

HORIZONTAL PEAK PLOT

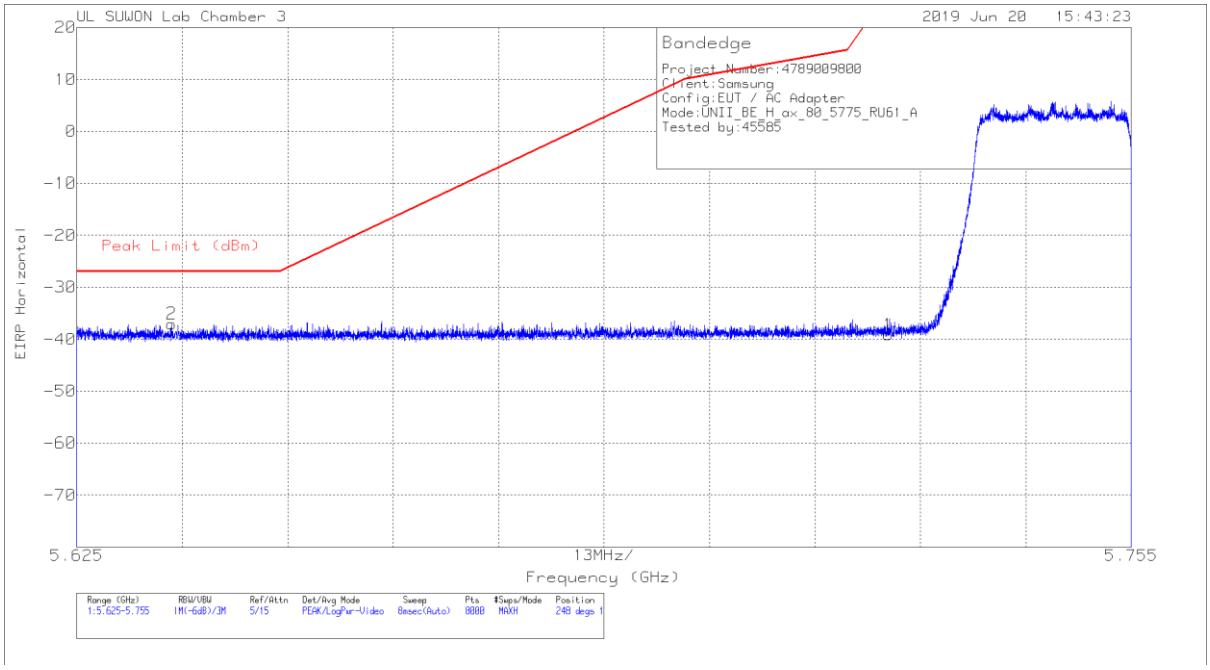

HORIZONTAL DATA

Trace Markers

Marker	Frequency (GHz)	Meter Reading (dBm)	Det	3117_002059 59	10dB[dB]	Conversion Factor (dB)	DC Corr (dB)	Corrected Reading EIRP	Peak Limit (dBm)	PK Margin (dB)	Azimuth (Degs)	Height (cm)	Polarity
1	5.725	-67.87	Pk	34.8	-17.9	11.8	0	-39.17	27	-66.17	248	104	H
2	5.637	-65.34	Pk	34.7	-18.2	11.8	0	-37.04	-27	-10.04	248	104	H

Pk - Peak detector

UL Korea, Ltd. Confidential
This report shall not be reproduced except in full, without the written approval of UL Korea, Ltd.

VERTICAL PEAK PLOT

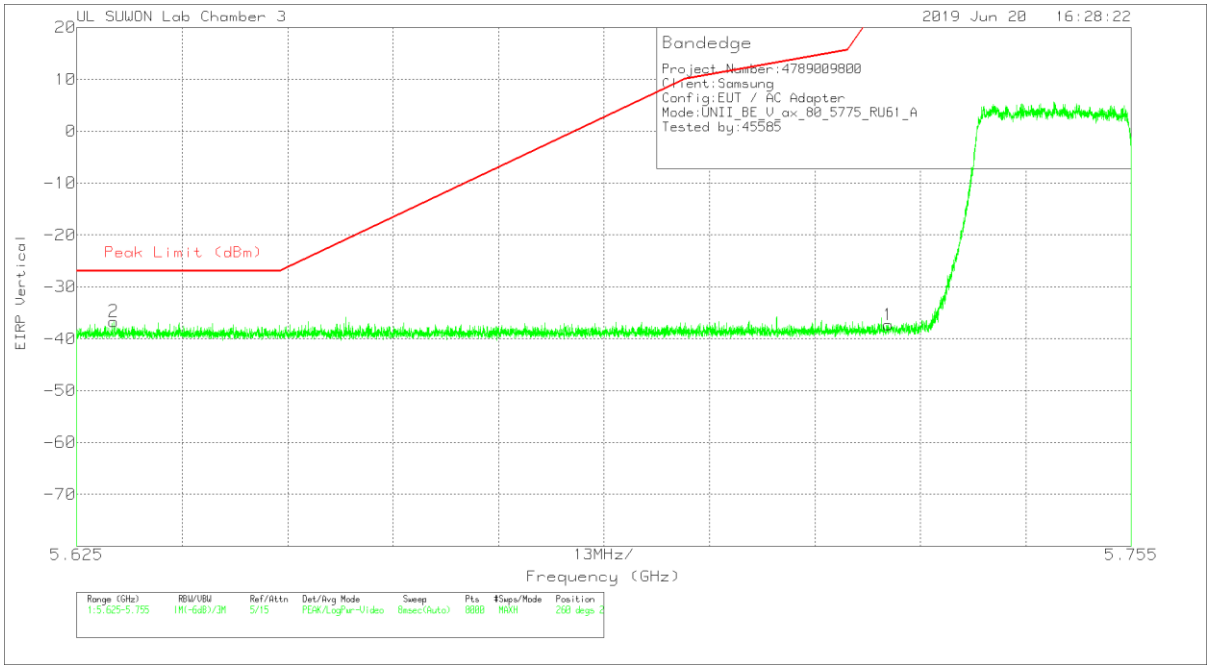

VERTICAL DATA

Trace Markers

Marker	Frequency (GHz)	Meter Reading (dBm)	Det	3117_002059 59	10dB[dB]	Conversion Factor (dB)	DC Corr (dB)	Corrected Reading EIRP	Peak Limit (dBm)	PK Margin (dB)	Azimuth (Degs)	Height (cm)	Polarity
1	5.725	-66.02	Pk	34.8	-17.9	11.8	0	-37.32	27	-64.32	260	242	V
2	5.63	-64.87	Pk	34.7	-18.3	11.8	0	-36.67	-27	-9.67	260	242	V

Pk - Peak detector

UL Korea, Ltd. Suwon Laboratory FORM ID: FCC_15E
218 Maeyeong-ro, Yeongtong-gu, Suwon-si, Gyeonggi-do, 16675 Korea TEL: (031) 337-9902,FAX: (031) 213-5433
UL Korea, Ltd. Confidential
This report shall not be reproduced except in full, without the written approval of UL Korea, Ltd.

106T RU mode (MIMO / HE20 / RU offset 53)

HORIZONTAL PEAK PLOT

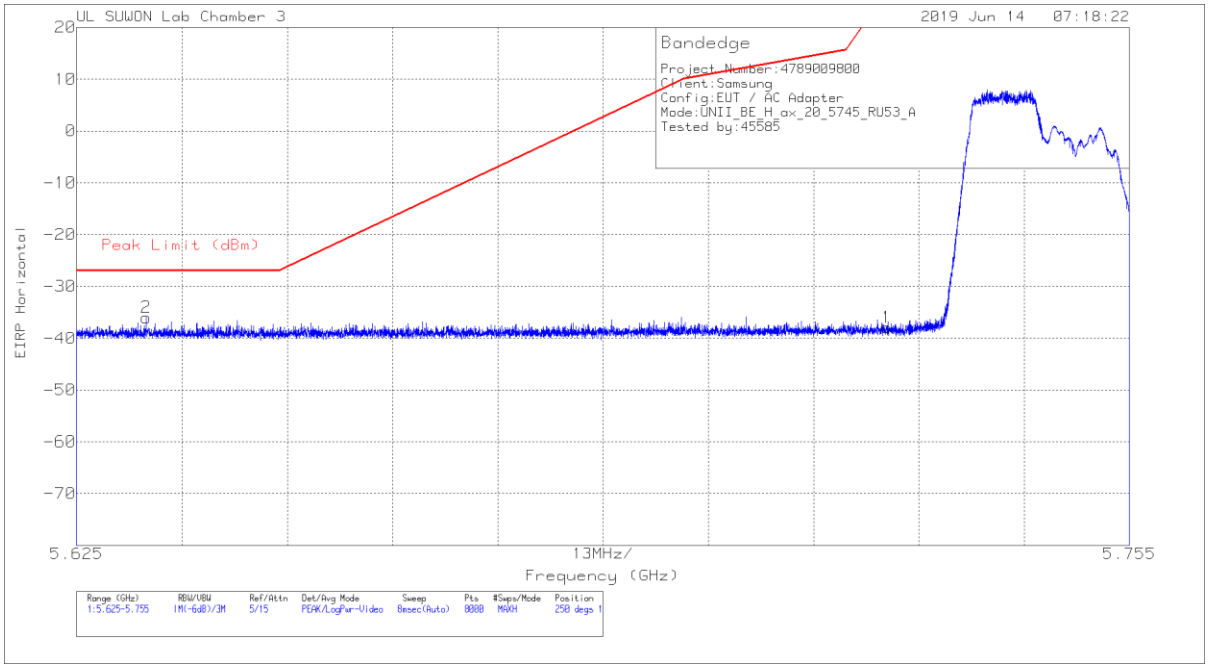

HORIZONTAL DATA

Trace Markers

Marker	Frequency (GHz)	Meter Reading (dBm)	Det	3117_00205959	10dB[dB]	Conversion Factor (dB)	DC Corr (dB)	Corrected Reading EIRP	Peak Limit (dBm)	PK Margin (dB)	Azimuth (Degs)	Height (cm)	Polarity
1	5.725	-66.62	Pk	34.8	-17.9	11.8	0	-37.92	27	-64.92	250	114	H
2	5.634	-64.23	Pk	34.7	-18.3	11.8	0	-36.03	-27	-9.03	250	114	H

Pk - Peak detector

UL Korea, Ltd. Confidential
This report shall not be reproduced except in full, without the written approval of UL Korea, Ltd.

VERTICAL PEAK PLOT

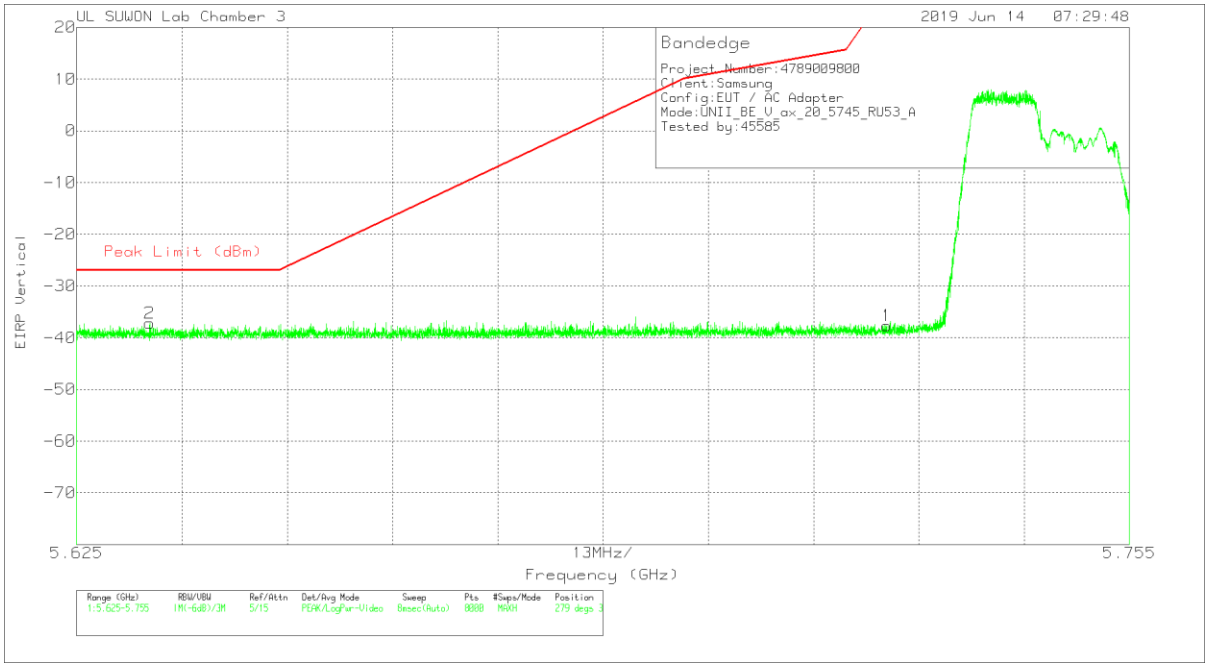

VERTICAL DATA

Trace Markers

Marker	Frequency (GHz)	Meter Reading (dBm)	Det	3117_002059 59	10dB[dB]	Conversion Factor (dB)	DC Corr (dB)	Corrected Reading EIRP	Peak Limit (dBm)	PK Margin (dB)	Azimuth (Degs)	Height (cm)	Polarity
1	5.725	-66.36	Pk	34.8	-17.9	11.8	0	-37.66	27	-64.66	279	317	V
2	5.634	-65.42	Pk	34.7	-18.3	11.8	0	-37.22	-27	-10.22	279	317	V

Pk - Peak detector

UL Korea, Ltd. Confidential
This report shall not be reproduced except in full, without the written approval of UL Korea, Ltd.

52T RU mode (MIMO / HE40 / RU offset 37)

HORIZONTAL PEAK PLOT

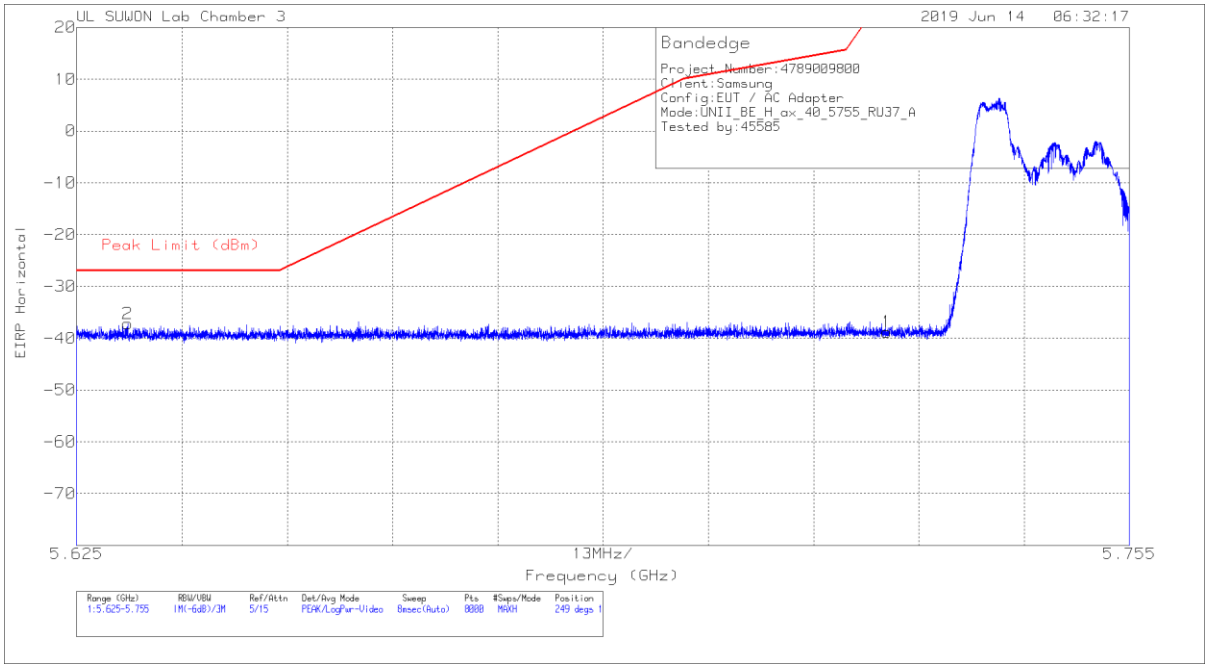

HORIZONTAL DATA

Trace Markers

Marker	Frequency (GHz)	Meter Reading (dBm)	Det	3117_00205959	10dB[dB]	Conversion Factor (dB)	DC Corr (dB)	Corrected Reading EIRP	Peak Limit (dBm)	PK Margin (dB)	Azimuth (Degs)	Height (cm)	Polarity
1	5.725	-67.52	Pk	34.8	-17.9	11.8	0	-38.82	27	-65.82	249	109	H
2	5.631	-65.38	Pk	34.7	-18.3	11.8	0	-37.18	-27	-10.18	249	109	H

Pk - Peak detector

UL Korea, Ltd. Confidential
This report shall not be reproduced except in full, without the written approval of UL Korea, Ltd.

VERTICAL PEAK PLOT

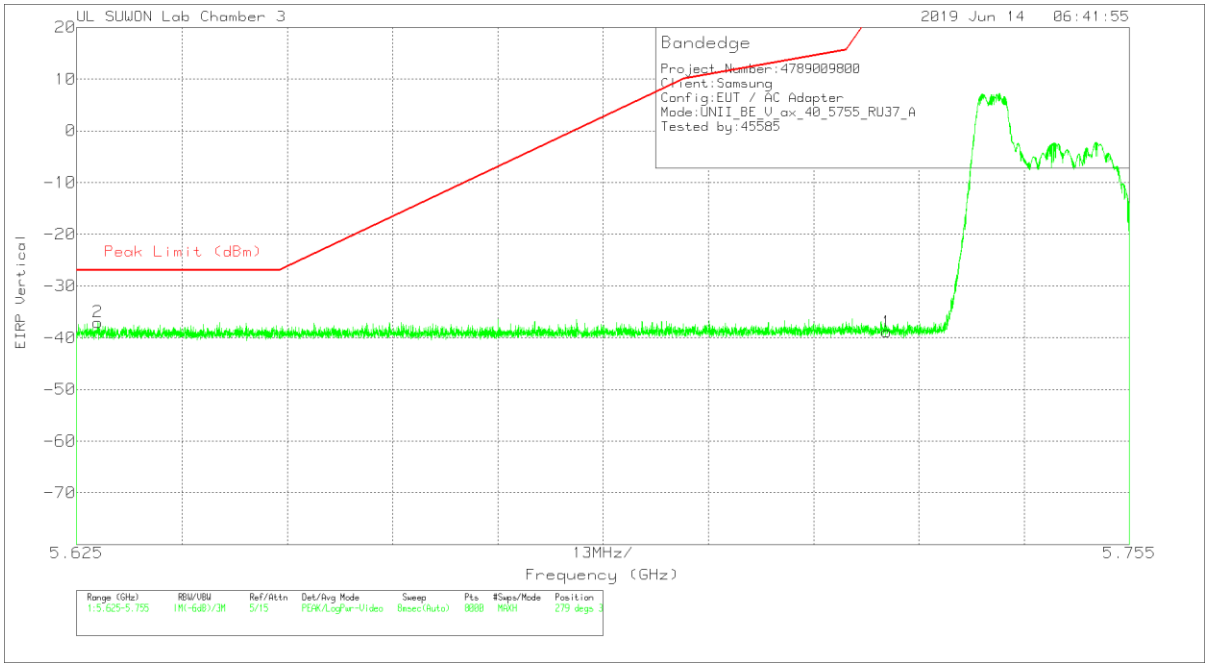

VERTICAL DATA

Trace Markers

Marker	Frequency (GHz)	Meter Reading (dBm)	Det	3117_002059 59	10dB[dB]	Conversion Factor (dB)	DC Corr (dB)	Corrected Reading EIRP	Peak Limit (dBm)	PK Margin (dB)	Azimuth (Degs)	Height (cm)	Polarity
1	5.725	-67.61	Pk	34.8	-17.9	11.8	0	-38.91	27	-65.91	279	302	V
2	5.628	-65.21	Pk	34.7	-18.3	11.8	0	-37.01	-27	-10.01	279	302	V

Pk - Peak detector

UL Korea, Ltd. Confidential
This report shall not be reproduced except in full, without the written approval of UL Korea, Ltd.

26T RU mode (MIMO / HE20 / RU offset 0)

HORIZONTAL PEAK PLOT

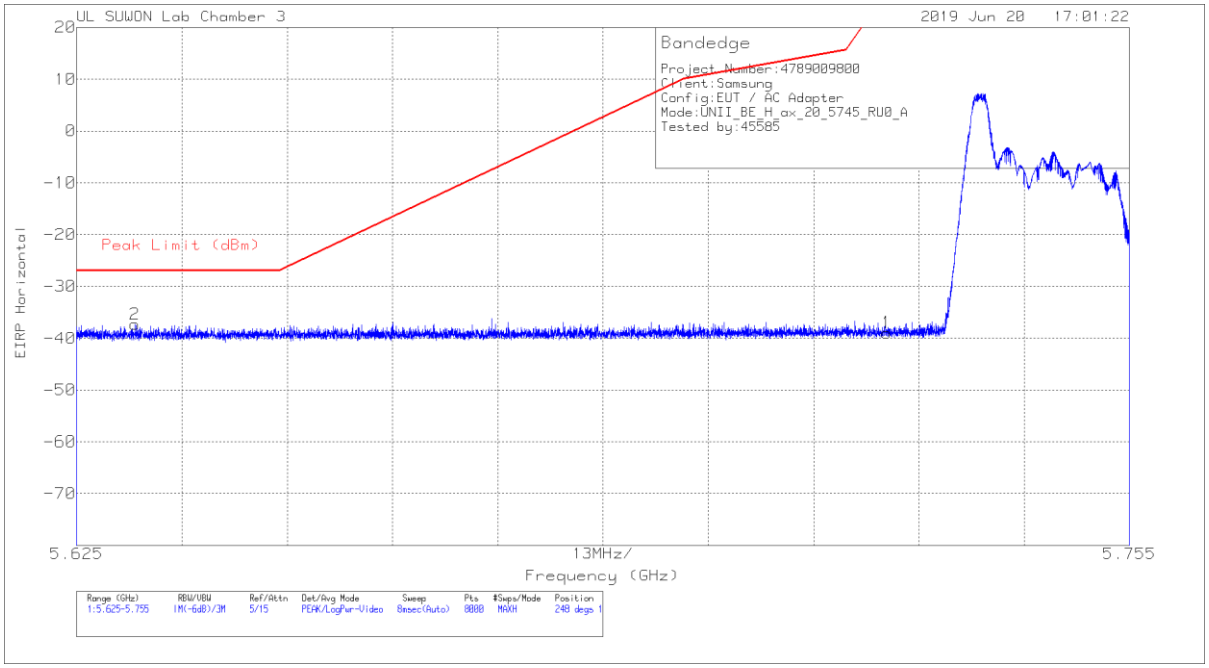

HORIZONTAL DATA

Trace Markers

Marker	Frequency (GHz)	Meter Reading (dBm)	Det	3117_002059 59	10dB[dB]	Conversion Factor (dB)	DC Corr (dB)	Corrected Reading EIRP	Peak Limit (dBm)	PK Margin (dB)	Azimuth (Degs)	Height (cm)	Polarity
1	5.725	-67.68	Pk	34.8	-17.9	11.8	0	-38.98	27	-65.98	248	105	H
2	5.632	-65.51	Pk	34.7	-18.3	11.8	0	-37.31	-27	-10.31	248	105	H

Pk - Peak detector

UL Korea, Ltd. Confidential
This report shall not be reproduced except in full, without the written approval of UL Korea, Ltd.

VERTICAL PEAK PLOT

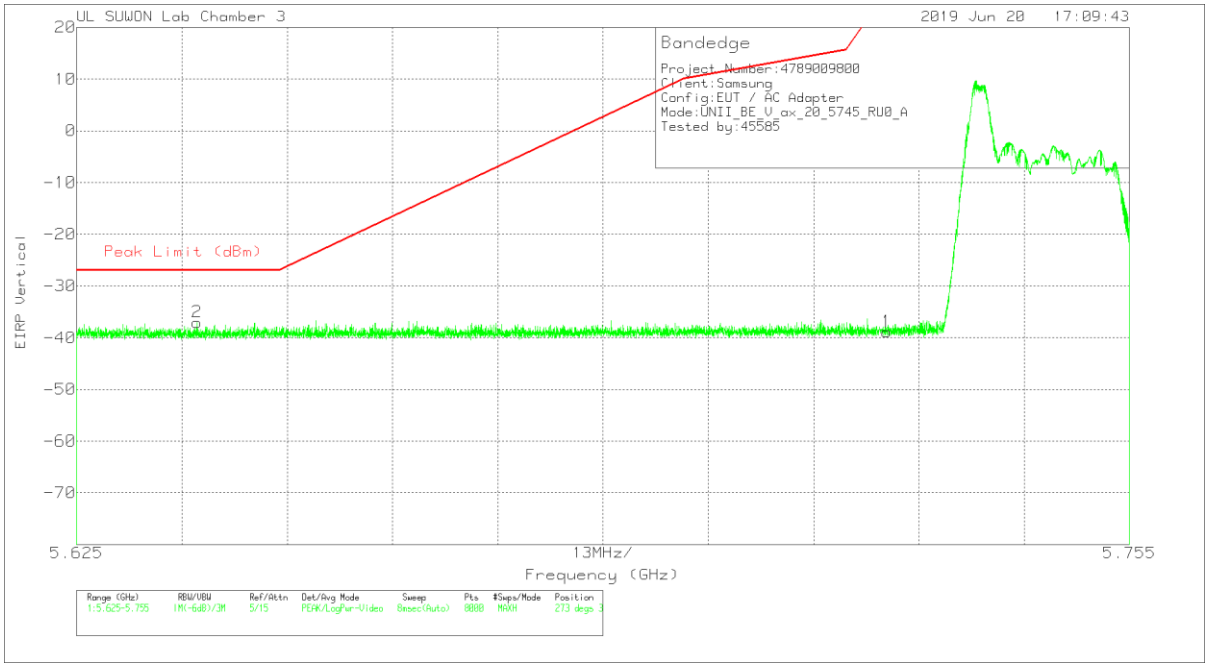

VERTICAL DATA

Trace Markers

Marker	Frequency (GHz)	Meter Reading (dBm)	Det	3117_002059 59	10dB[dB]	Conversion Factor (dB)	DC Corr (dB)	Corrected Reading EIRP	Peak Limit (dBm)	PK Margin (dB)	Azimuth (Degs)	Height (cm)	Polarity
1	5.725	-67.54	Pk	34.8	-17.9	11.8	0	-38.84	27	-65.84	273	330	V
2	5.64	-65.21	Pk	34.7	-18.3	11.8	0	-37.01	-27	-10.01	273	330	V

Pk - Peak detector

UL Korea, Ltd. Confidential
This report shall not be reproduced except in full, without the written approval of UL Korea, Ltd.

BANDEDGE (HIGH CHANNEL)

HE20 SU mode (MIMO)

HORIZONTAL PEAK PLOT

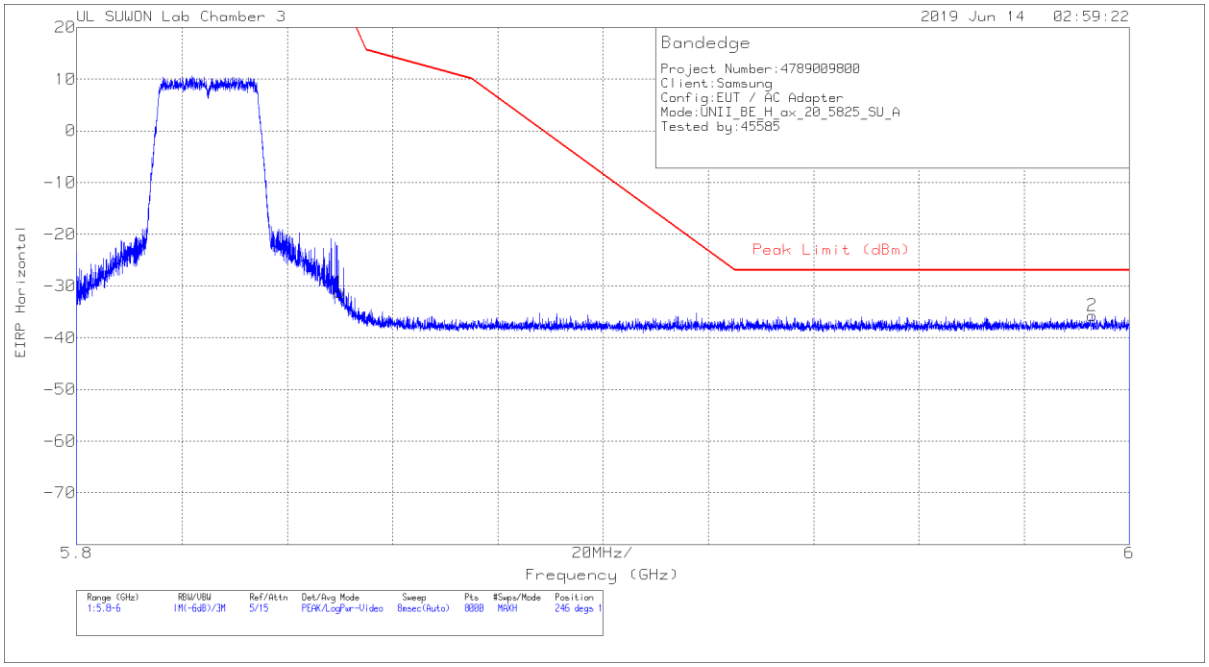

HORIZONTAL DATA

Trace Markers

Marker	Frequency (GHz)	Meter Reading (dBm)	Det	3117_00205959	10dB[dB]	Conversion Factor (dB)	DC Corr (dB)	Corrected Reading EIRP	Peak Limit (dBm)	PK Margin (dB)	Azimuth (Degs)	Height (cm)	Polarity
1	5.85	-60.29	Pk	35	-17.7	11.8	0	-31.19	26.99	-58.18	246	111	H
2	5.993	-64.89	Pk	35.1	-17.7	11.8	0	-35.69	-27	-8.69	246	111	H

Pk - Peak detector

UL Korea, Ltd. Confidential
This report shall not be reproduced except in full, without the written approval of UL Korea, Ltd.

VERTICAL PEAK PLOT

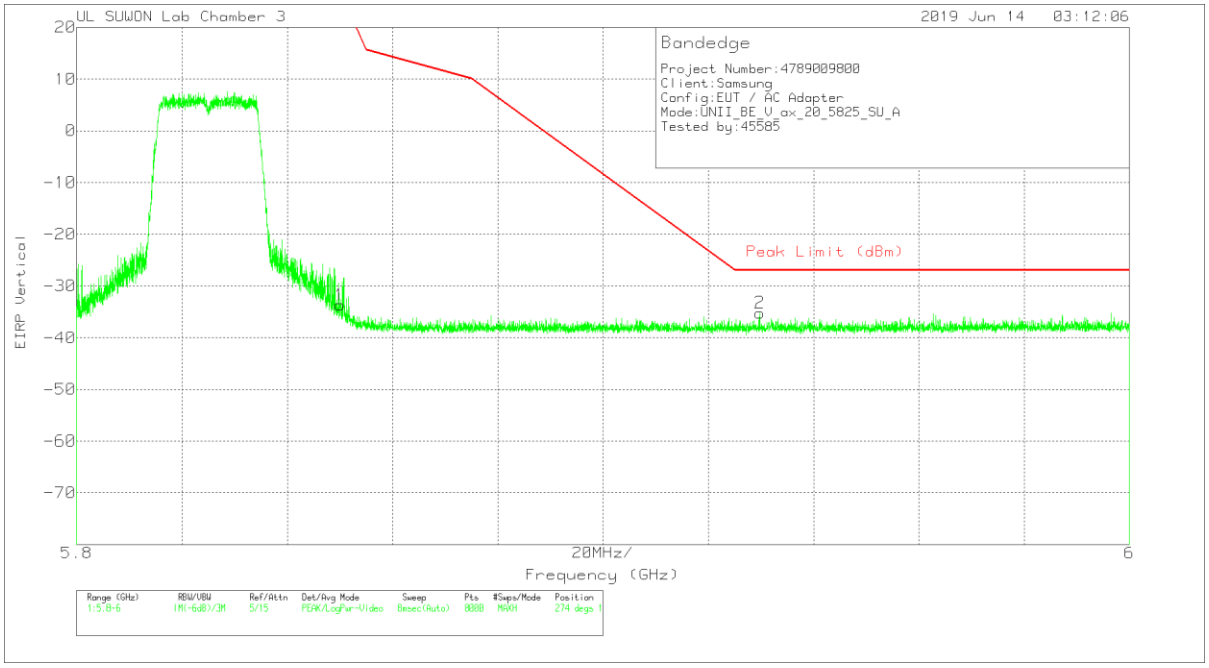

VERTICAL DATA

Trace Markers

Marker	Frequency (GHz)	Meter Reading (dBm)	Det	3117_002059 59	10dB[dB]	Conversion Factor (dB)	DC Corr (dB)	Corrected Reading EIRP	Peak Limit (dBm)	PK Margin (dB)	Azimuth (Degs)	Height (cm)	Polarity
1	5.85	-62.77	Pk	35	-17.7	11.8	0	-33.67	26.99	-60.66	274	158	V
2	5.93	-64.4	Pk	35.1	-17.7	11.8	0	-35.2	-27	-8.2	274	158	V

Pk - Peak detector

UL Korea, Ltd. Confidential
This report shall not be reproduced except in full, without the written approval of UL Korea, Ltd.

HE40 SU mode (MIMO)

HORIZONTAL PEAK PLOT

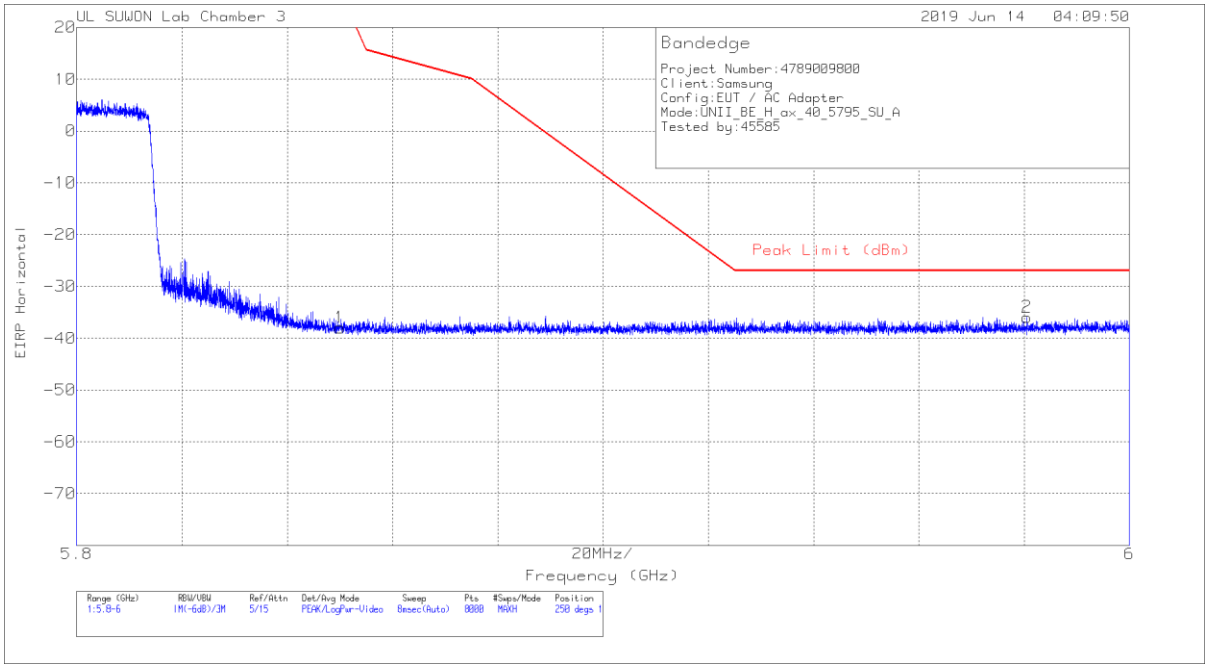

HORIZONTAL DATA

Trace Markers

Marker	Frequency (GHz)	Meter Reading (dBm)	Det	3117_00205959	10dB[dB]	Conversion Factor (dB)	DC Corr (dB)	Corrected Reading EIRP	Peak Limit (dBm)	PK Margin (dB)	Azimuth (Degs)	Height (cm)	Polarity
1	5.85	-67.06	Pk	35	-17.7	11.8	0	-37.96	26.99	-64.95	250	106	H
2	5.981	-65.13	Pk	35.1	-17.7	11.8	0	-35.93	-27	-8.93	250	106	H

Pk - Peak detector

UL Korea, Ltd. Confidential
This report shall not be reproduced except in full, without the written approval of UL Korea, Ltd.

VERTICAL PEAK PLOT

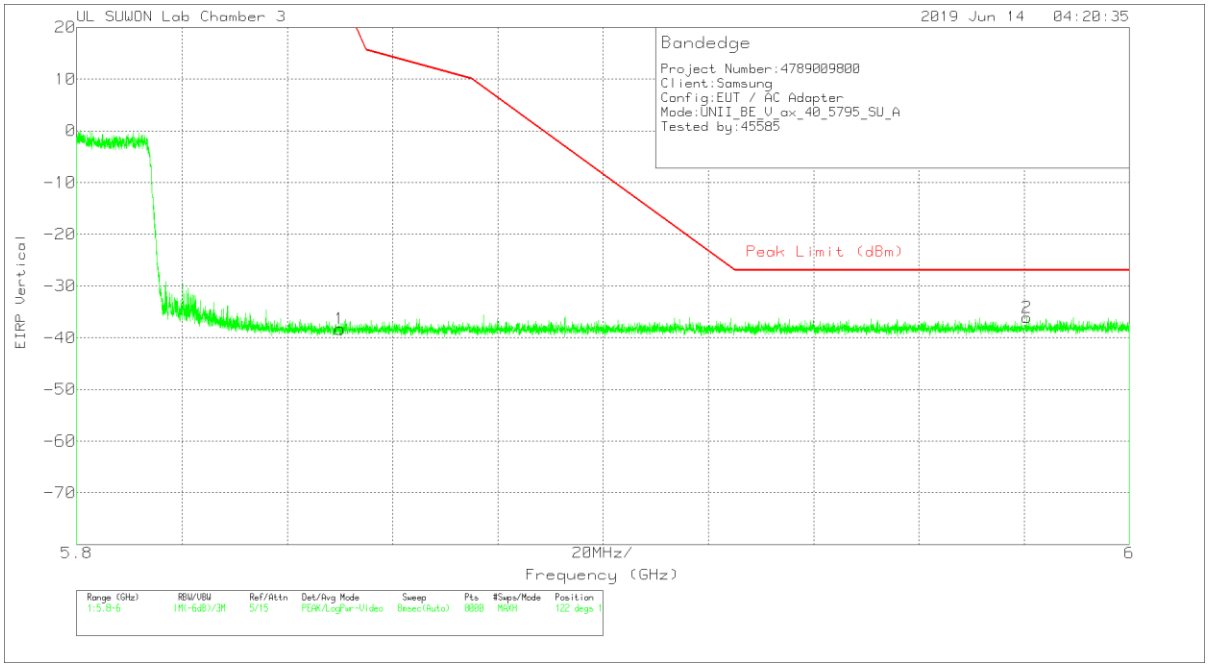

VERTICAL DATA

Trace Markers

Marker	Frequency (GHz)	Meter Reading (dBm)	Det	3117_002059 59	10dB[dB]	Conversion Factor (dB)	DC Corr (dB)	Corrected Reading EIRP	Peak Limit (dBm)	PK Margin (dB)	Azimuth (Degs)	Height (cm)	Polarity
1	5.85	-67.43	Pk	35	-17.7	11.8	0	-38.33	26.99	-65.32	122	104	V
2	5.98	-65.29	Pk	35.1	-17.7	11.8	0	-36.09	-27	-9.09	122	104	V

Pk - Peak detector

UL Korea, Ltd. Confidential
This report shall not be reproduced except in full, without the written approval of UL Korea, Ltd.

HE80 SU mode (MIMO)

HORIZONTAL PEAK PLOT

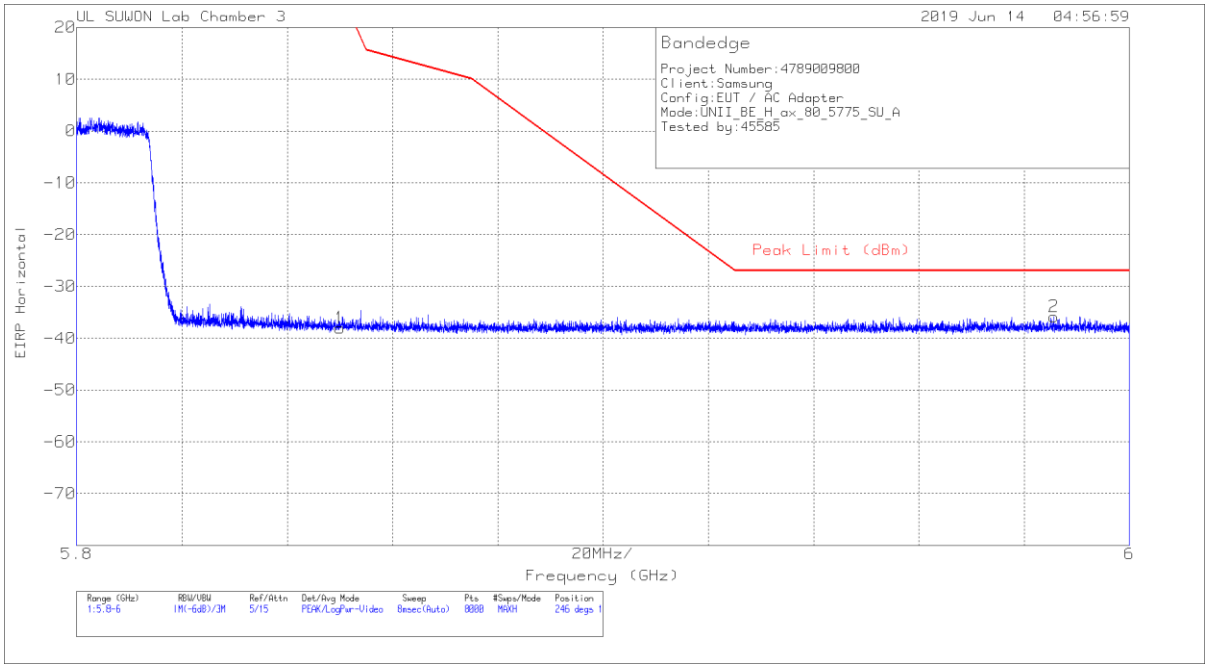

HORIZONTAL DATA

Trace Markers

Marker	Frequency (GHz)	Meter Reading (dBm)	Det	3117_00205959	10dB[dB]	Conversion Factor (dB)	DC Corr (dB)	Corrected Reading EIRP	Peak Limit (dBm)	PK Margin (dB)	Azimuth (Degs)	Height (cm)	Polarity
1	5.85	-67.11	Pk	35	-17.7	11.8	0	-38.01	26.99	-65	246	106	H
2	5.986	-65.02	Pk	35.1	-17.7	11.8	0	-35.82	-27	-8.82	246	106	H

Pk - Peak detector

UL Korea, Ltd. Confidential
This report shall not be reproduced except in full, without the written approval of UL Korea, Ltd.

VERTICAL PEAK PLOT

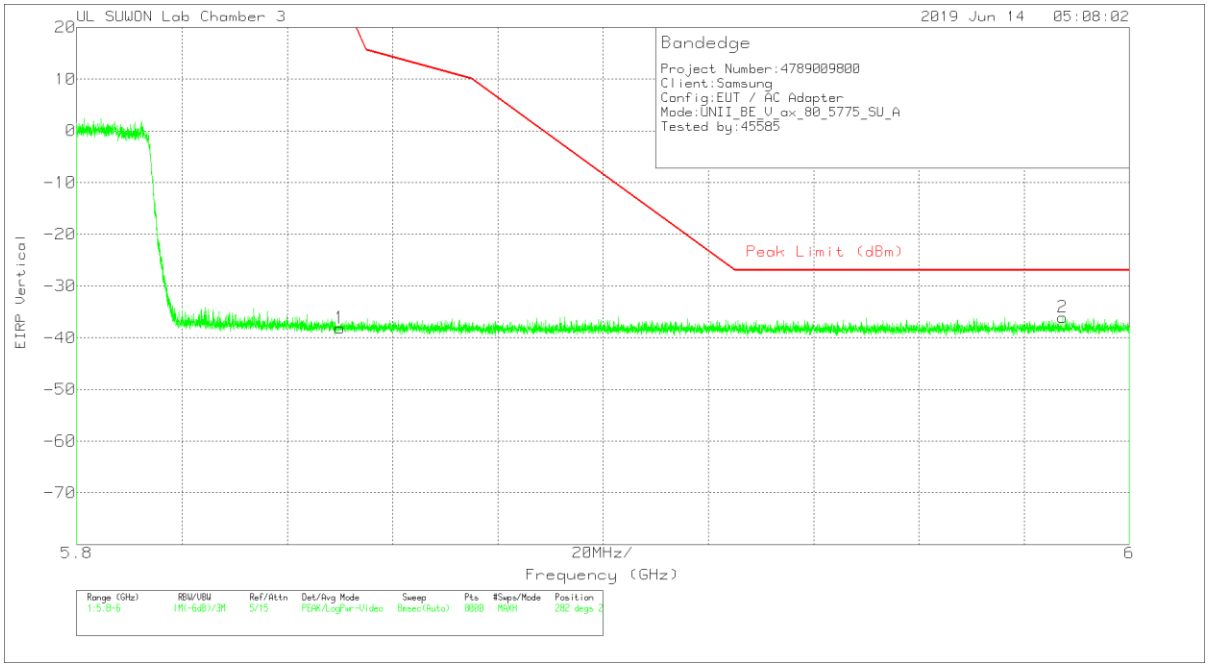

VERTICAL DATA

Trace Markers

Marker	Frequency (GHz)	Meter Reading (dBm)	Det	3117_002059 59	10dB[dB]	Conversion Factor (dB)	DC Corr (dB)	Corrected Reading EIRP	Peak Limit (dBm)	PK Margin (dB)	Azimuth (Degs)	Height (cm)	Polarity
1	5.85	-67.23	Pk	35	-17.7	11.8	0	-38.13	26.99	-65.12	282	261	V
2	5.987	-65.34	Pk	35.1	-17.6	11.8	0	-36.04	-27	-9.04	282	261	V

Pk - Peak detector

UL Korea, Ltd. Confidential
This report shall not be reproduced except in full, without the written approval of UL Korea, Ltd.