VERTICAL PEAK AND AVERAGE PLOT

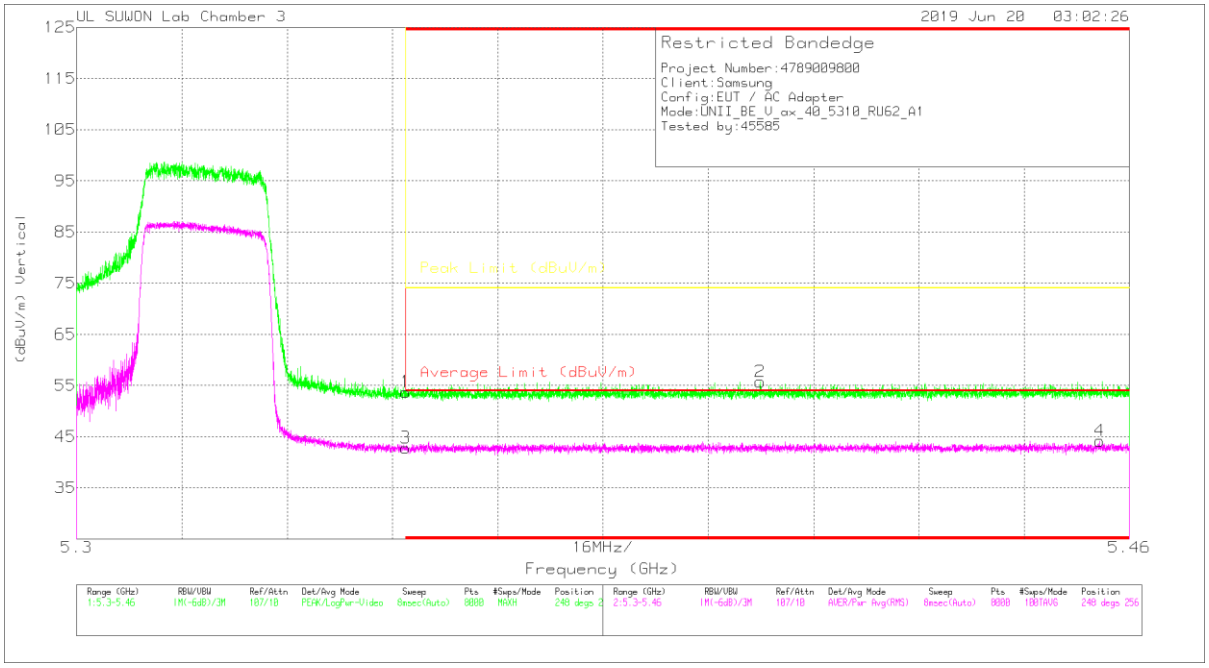

VERTICAL DATA

Trace Markers

Marker	Frequency (GHz)	Meter Reading (dBuV)	Det	3117_00205959	10dB[dB]	DC Corr (dB)	Corrected Reading (dBuV/m)	Average Limit (dBuV/m)	Margin (dB)	Peak Limit (dBuV/m)	PK Margin (dB)	Azimuth (Degs)	Height (cm)	Polarity
1	* 5.35	37.74	Pk	34.7	-18.7	0	53.74	-	-	74	-20.26	248	256	V
2	* 5.404	39.63	Pk	34.7	-18.6	0	55.73	-	-	74	-18.27	248	256	V
3	* 5.35	27.21	RMS	34.7	-19.1	0	42.81	54	-11.19	-	-	248	256	V
4	* 5.455	28.49	RMS	34.7	-19	0	44.19	54	-9.81	-	-	248	256	V

* - indicates frequency in CFR47 Pt 15 / IC RSS-Restricted Band
Pk - Peak detector
RMS - RMS detection

UL Korea, Ltd. Confidential
This report shall not be reproduced except in full, without the written approval of UL Korea, Ltd.

242T RU mode (ANT_2 / HE40 / RU offset 62)

HORIZONTAL PEAK AND AVERAGE PLOT

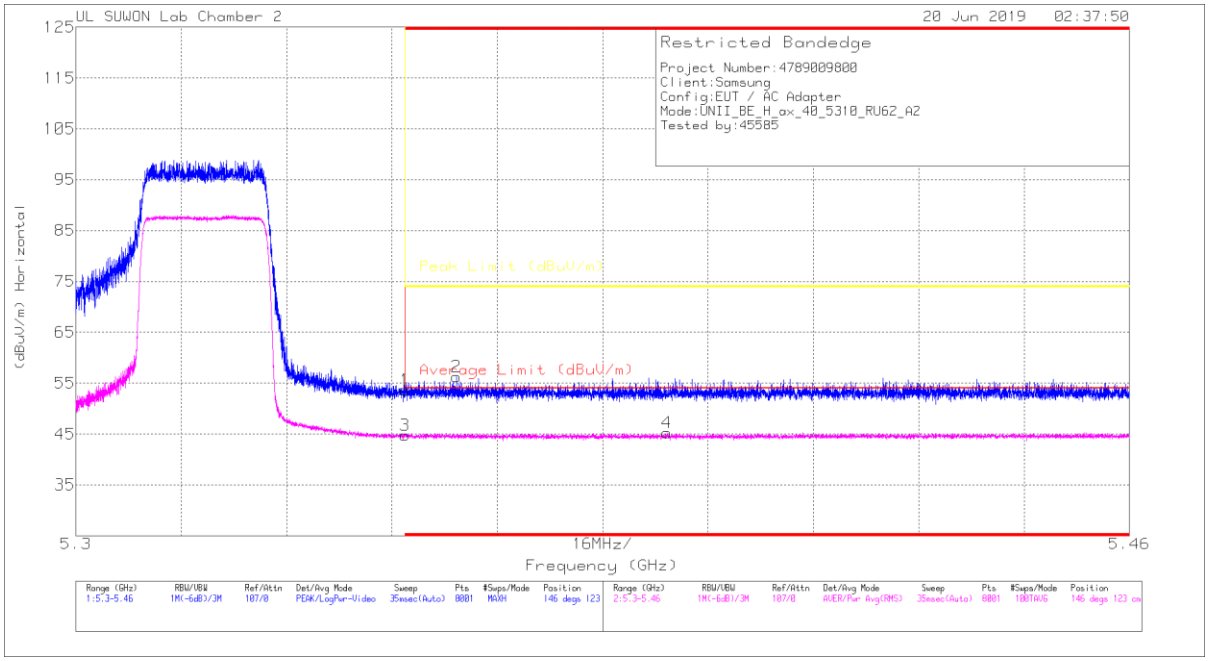

HORIZONTAL DATA

Trace Markers

Marker	Frequency (GHz)	Meter Reading (dBuV)	Det	3117_00168724	10dB[dB]	DC Corr (dB)	Corrected Reading (dBuV/m)	Average Limit (dBuV/m)	Margin (dB)	Peak Limit (dBuV/m)	PK Margin (dB)	Azimuth (Degs)	Height (cm)	Polarity
1	* 5.35	37.25	Pk	34.5	-18.1	0	53.65	-	-	74	-20.35	146	123	H
2	* 5.358	39.85	Pk	34.5	-18.1	0	56.25	-	-	74	-17.75	146	123	H
3	* 5.35	27.35	RMS	34.5	-17.1	0	44.75	54	-9.25	-	-	146	123	H
4	* 5.39	27.76	RMS	34.5	-17	0	45.26	54	-8.74	-	-	146	123	H

* - indicates frequency in CFR47 Pt 15 / IC RSS-Restricted Band
Pk - Peak detector
RMS - RMS detection

UL Korea, Ltd. Confidential
This report shall not be reproduced except in full, without the written approval of UL Korea, Ltd.

VERTICAL PEAK AND AVERAGE PLOT

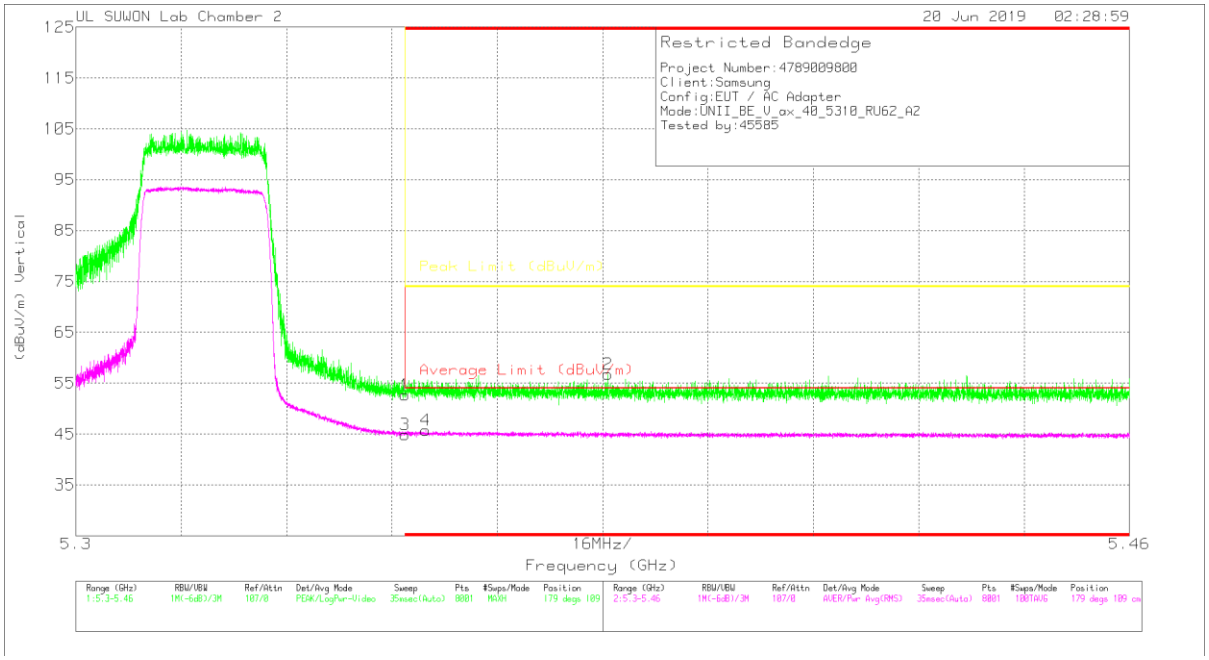

VERTICAL DATA

Trace Markers

Marker	Frequency (GHz)	Meter Reading (dBuV)	Det	3117_00168724	10dB[dB]	DC Corr (dB)	Corrected Reading (dBuV/m)	Average Limit (dBuV/m)	Margin (dB)	Peak Limit (dBuV/m)	PK Margin (dB)	Azimuth (Degs)	Height (cm)	Polarity
1	* 5.35	36.29	Pk	34.5	-18.1	0	52.69	-	-	74	-21.31	179	109	V
2	* 5.381	40.49	Pk	34.5	-18.2	0	56.79	-	-	74	-17.21	179	109	V
3	* 5.35	27.48	RMS	34.5	-17.1	0	44.88	54	-9.12	-	-	179	109	V
4	* 5.353	28.33	RMS	34.5	-17.1	0	45.73	54	-8.27	-	-	179	109	V

* - indicates frequency in CFR47 Pt 15 / IC RSS-Restricted Band
Pk - Peak detector
RMS - RMS detection

UL Korea, Ltd. Confidential
This report shall not be reproduced except in full, without the written approval of UL Korea, Ltd.

106T RU mode (ANT_1 / HE20 / RU offset 54)

HORIZONTAL PEAK AND AVERAGE PLOT

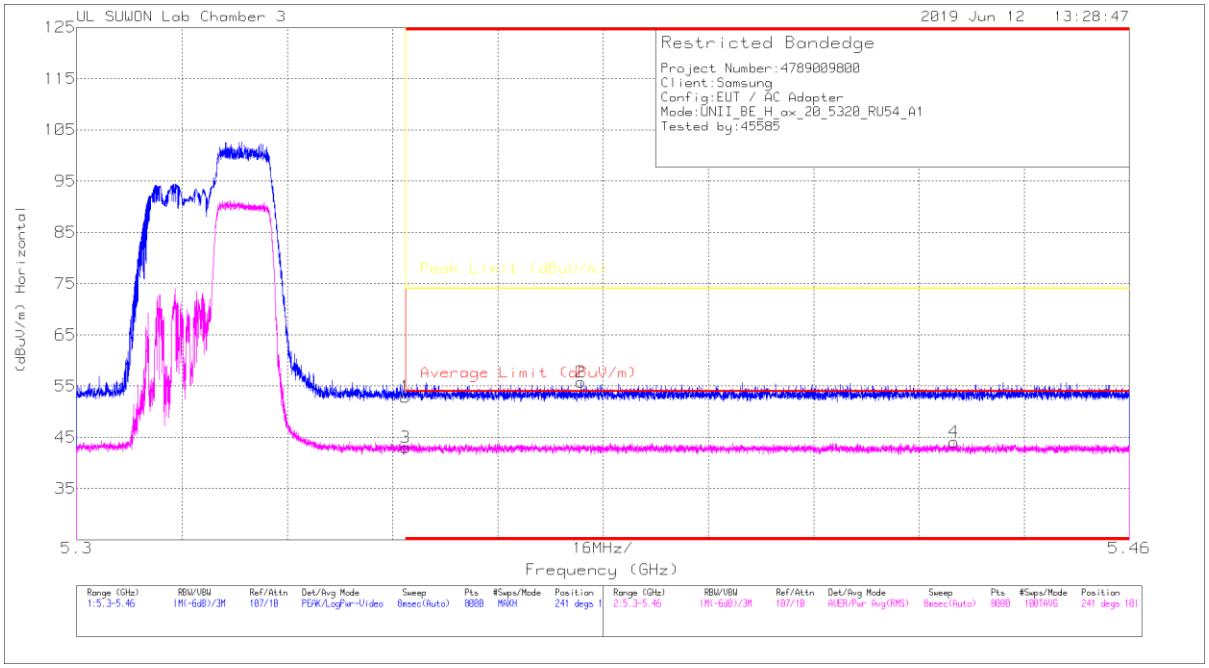

HORIZONTAL DATA

Trace Markers

Marker	Frequency (GHz)	Meter Reading (dBuV)	Det	3117_00205959	10dB[dB]	DC Corr (dB)	Corrected Reading (dBuV/m)	Average Limit (dBuV/m)	Margin (dB)	Peak Limit (dBuV/m)	PK Margin (dB)	Azimuth (Degs)	Height (cm)	Polarity
1	* 5.35	36.9	Pk	34.7	-18.7	0	52.9	-	-	74	-21.1	241	101	H
2	* 5.377	39.78	Pk	34.7	-18.7	0	55.78	-	-	74	-18.22	241	101	H
3	* 5.35	27.41	RMS	34.7	-19.1	0	43.01	54	-10.99	-	-	241	101	H
4	* 5.433	28.41	RMS	34.7	-19	0	44.11	54	-9.89	-	-	241	101	H

* - indicates frequency in CFR47 Pt 15 / IC RSS-Restricted Band
Pk - Peak detector
RMS - RMS detection

UL Korea, Ltd. Confidential
This report shall not be reproduced except in full, without the written approval of UL Korea, Ltd.

VERTICAL PEAK AND AVERAGE PLOT

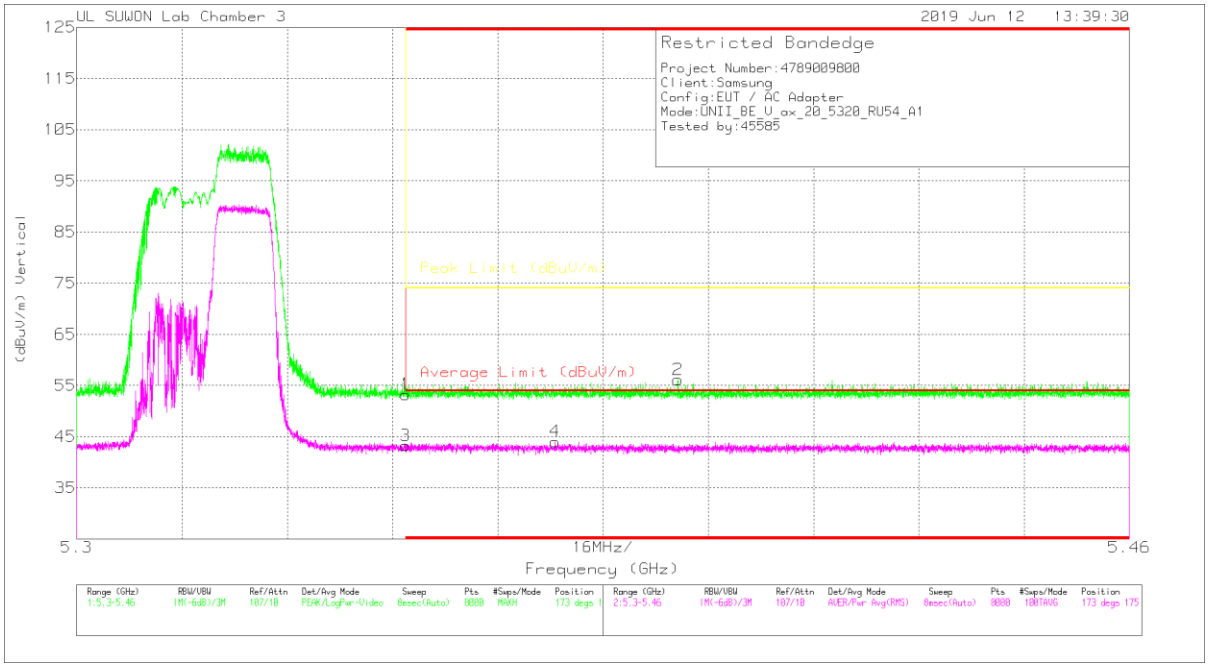

VERTICAL DATA

Trace Markers

Marker	Frequency (GHz)	Meter Reading (dBuV)	Det	3117_00205959	10dB[dB]	DC Corr (dB)	Corrected Reading (dBuV/m)	Average Limit (dBuV/m)	Margin (dB)	Peak Limit (dBuV/m)	PK Margin (dB)	Azimuth (Degs)	Height (cm)	Polarity
1	* 5.35	37.25	Pk	34.7	-18.7	0	53.25	-	-	74	-20.75	173	175	V
2	* 5.391	40.04	Pk	34.7	-18.6	0	56.14	-	-	74	-17.86	173	175	V
3	* 5.35	27.63	RMS	34.7	-19.1	0	43.23	54	-10.77	-	-	173	175	V
4	* 5.373	28.45	RMS	34.7	-19.1	0	44.05	54	-9.95	-	-	173	175	V

* - indicates frequency in CFR47 Pt 15 / IC RSS-Restricted Band
Pk - Peak detector
RMS - RMS detection

UL Korea, Ltd. Confidential
This report shall not be reproduced except in full, without the written approval of UL Korea, Ltd.

106T RU mode (ANT_2 / HE40 / RU offset 56)

HORIZONTAL PEAK AND AVERAGE PLOT

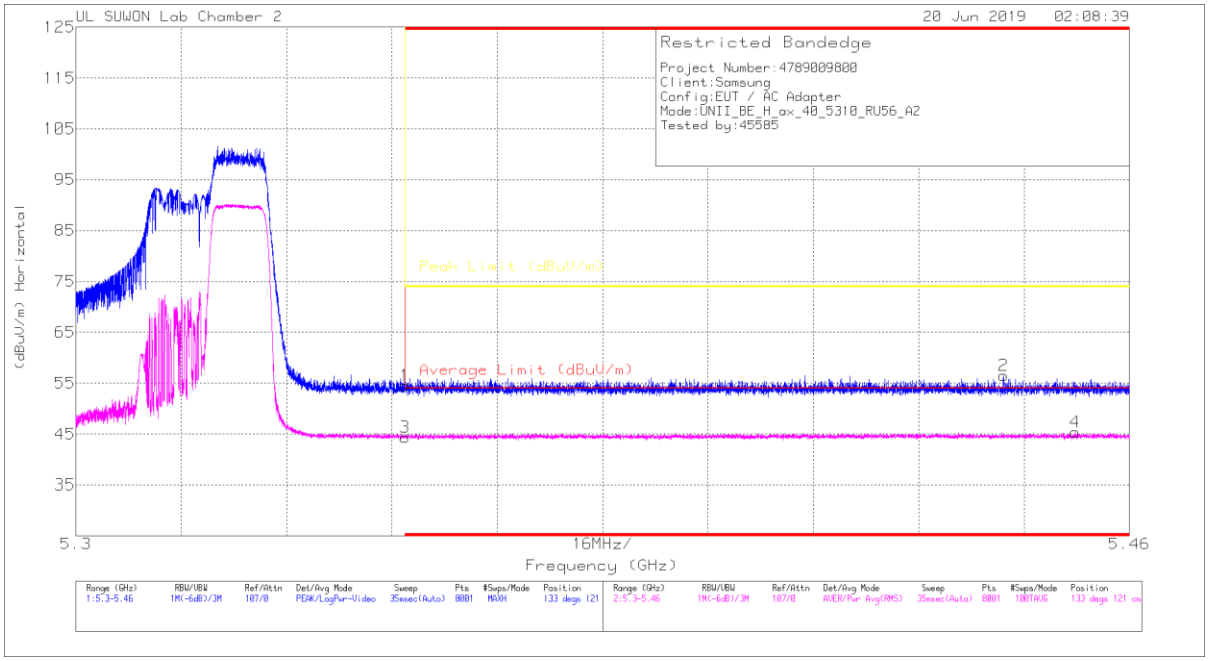

HORIZONTAL DATA

Trace Markers

Marker	Frequency (GHz)	Meter Reading (dBuV)	Det	3117_00168724	10dB[dB]	DC Corr (dB)	Corrected Reading (dBuV/m)	Average Limit (dBuV/m)	Margin (dB)	Peak Limit (dBuV/m)	PK Margin (dB)	Azimuth (Degs)	Height (cm)	Polarity
1	* 5.35	38.15	Pk	34.5	-18.1	0	54.55	-	-	74	-19.45	133	121	H
2	* 5.441	40.25	Pk	34.5	-18.2	0	56.55	-	-	74	-17.45	133	121	H
3	* 5.35	27.04	RMS	34.5	-17.1	0	44.44	54	-9.56	-	-	133	121	H
4	* 5.452	27.71	RMS	34.6	-16.9	0	45.41	54	-8.59	-	-	133	121	H

* - indicates frequency in CFR47 Pt 15 / IC RSS-Restricted Band
Pk - Peak detector
RMS - RMS detection

UL Korea, Ltd. Confidential
This report shall not be reproduced except in full, without the written approval of UL Korea, Ltd.

VERTICAL PEAK AND AVERAGE PLOT

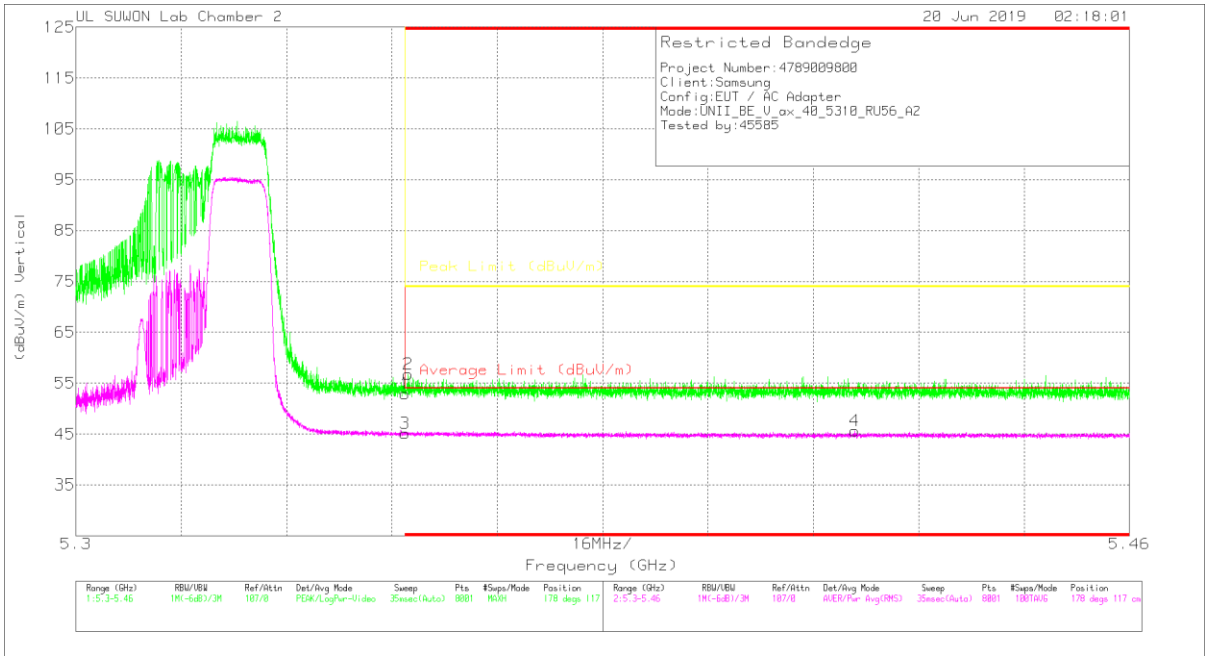

VERTICAL DATA

Trace Markers

Marker	Frequency (GHz)	Meter Reading (dBuV)	Det	3117_00168724	10dB[dB]	DC Corr (dB)	Corrected Reading (dBuV/m)	Average Limit (dBuV/m)	Margin (dB)	Peak Limit (dBuV/m)	PK Margin (dB)	Azimuth (Degs)	Height (cm)	Polarity
1	* 5.35	36.48	Pk	34.5	-18.1	0	52.88	-	-	74	-21.12	178	117	V
2	* 5.35	40.35	Pk	34.5	-18.1	0	56.75	-	-	74	-17.25	178	117	V
3	* 5.35	27.71	RMS	34.5	-17.1	0	45.11	54	-8.89	-	-	178	117	V
4	* 5.418	28.13	RMS	34.5	-17	0	45.63	54	-8.37	-	-	178	117	V

* - indicates frequency in CFR47 Pt 15 / IC RSS-Restricted Band
Pk - Peak detector
RMS - RMS detection

UL Korea, Ltd. Confidential
This report shall not be reproduced except in full, without the written approval of UL Korea, Ltd.

52T RU mode (ANT_1 / HE80 / RU offset 52)

HORIZONTAL PEAK AND AVERAGE PLOT

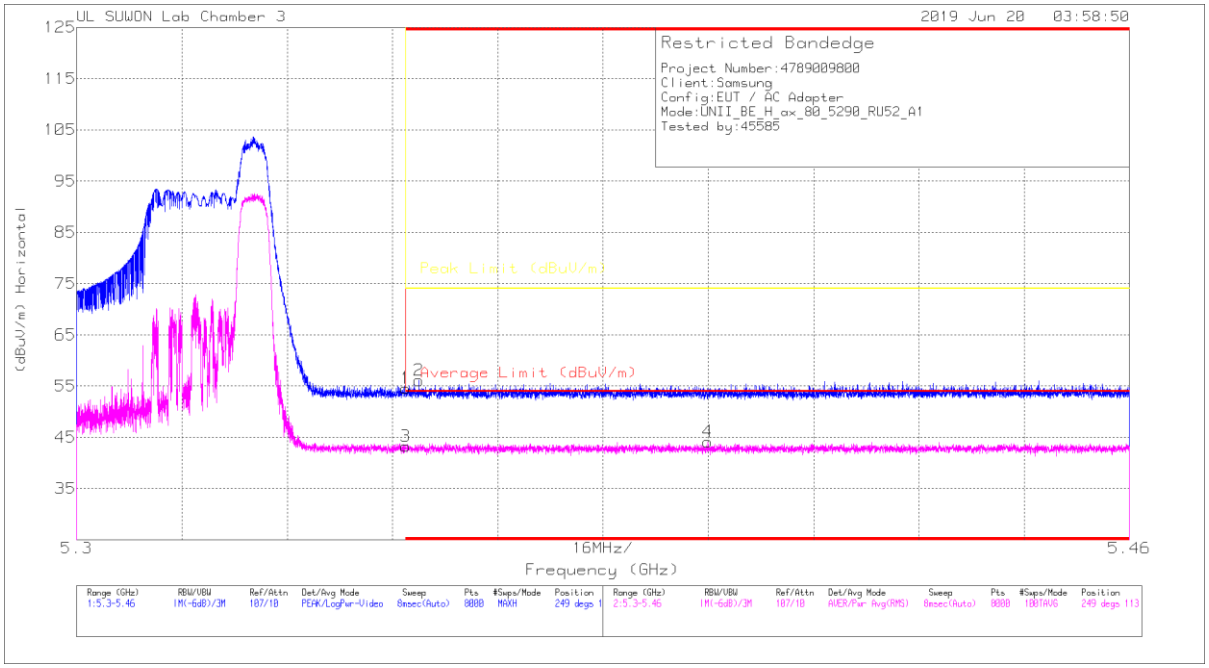

HORIZONTAL DATA

Trace Markers

Marker	Frequency (GHz)	Meter Reading (dBuV)	Det	3117_00205959	10dB[dB]	DC Corr (dB)	Corrected Reading (dBuV/m)	Average Limit (dBuV/m)	Margin (dB)	Peak Limit (dBuV/m)	PK Margin (dB)	Azimuth (Degs)	Height (cm)	Polarity
1	* 5.35	38.58	Pk	34.7	-18.7	0	54.58	-	-	74	-19.42	249	113	H
2	* 5.352	40.1	Pk	34.7	-18.7	0	56.1	-	-	74	-17.9	249	113	H
3	* 5.35	27.65	RMS	34.7	-19.1	0	43.25	54	-10.75	-	-	249	113	H
4	* 5.396	28.46	RMS	34.7	-19	0	44.16	54	-9.84	-	-	249	113	H

* - indicates frequency in CFR47 Pt 15 / IC RSS-Restricted Band
Pk - Peak detector
RMS - RMS detection

UL Korea, Ltd. Confidential
This report shall not be reproduced except in full, without the written approval of UL Korea, Ltd.

VERTICAL PEAK AND AVERAGE PLOT

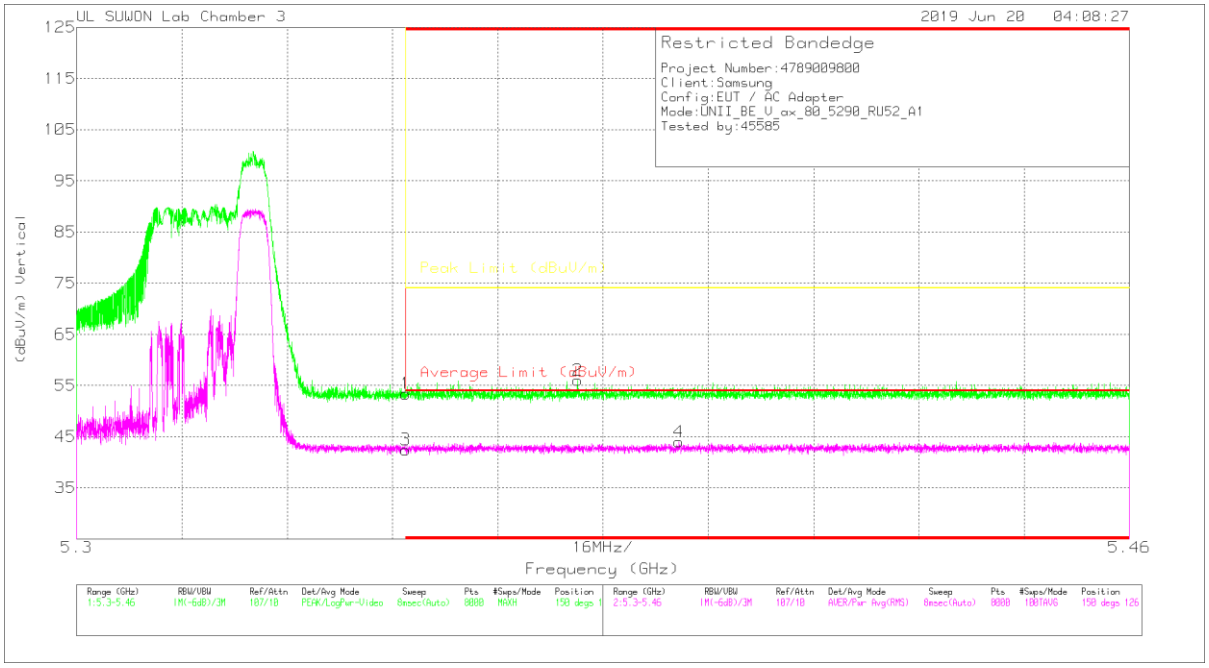

VERTICAL DATA

Trace Markers

Marker	Frequency (GHz)	Meter Reading (dBuV)	Det	3117_00205959	10dB[dB]	DC Corr (dB)	Corrected Reading (dBuV/m)	Average Limit (dBuV/m)	Margin (dB)	Peak Limit (dBuV/m)	PK Margin (dB)	Azimuth (Degs)	Height (cm)	Polarity
1	* 5.35	37.39	Pk	34.7	-18.7	0	53.39	-	-	74	-20.61	150	126	V
2	* 5.376	39.99	Pk	34.7	-18.7	0	55.99	-	-	74	-18.01	150	126	V
3	* 5.35	26.85	RMS	34.7	-19.1	0	42.45	54	-11.55	-	-	150	126	V
4	* 5.392	28.41	RMS	34.7	-19.1	0	44.01	54	-9.99	-	-	150	126	V

* - indicates frequency in CFR47 Pt 15 / IC RSS-Restricted Band
Pk - Peak detector
RMS - RMS detection

UL Korea, Ltd. Confidential
This report shall not be reproduced except in full, without the written approval of UL Korea, Ltd.

52T RU mode (ANT_2 / HE20 / RU offset 40)

HORIZONTAL PEAK AND AVERAGE PLOT

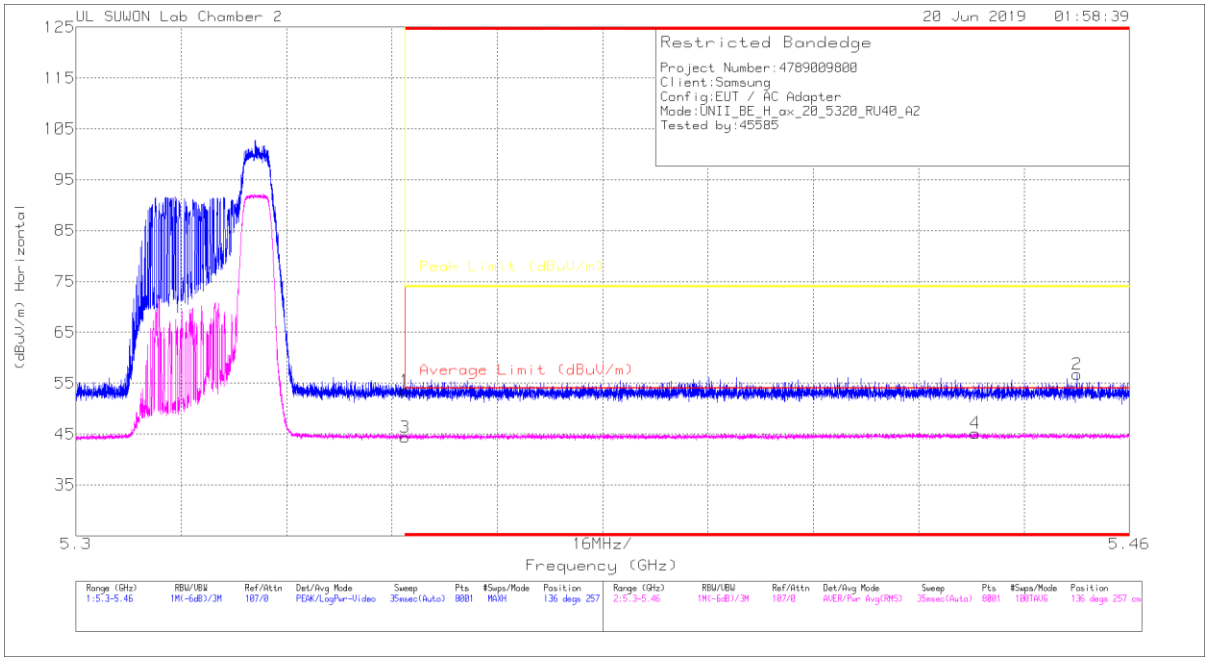

HORIZONTAL DATA

Trace Markers

Marker	Frequency (GHz)	Meter Reading (dBuV)	Det	3117_00168724	10dB[dB]	DC Corr (dB)	Corrected Reading (dBuV/m)	Average Limit (dBuV/m)	Margin (dB)	Peak Limit (dBuV/m)	PK Margin (dB)	Azimuth (Degs)	Height (cm)	Polarity
1	* 5.35	37.14	Pk	34.5	-18.1	0	53.54	-	-	74	-20.46	136	257	H
2	* 5.452	40.31	Pk	34.6	-18.2	0	56.71	-	-	74	-17.29	136	257	H
3	* 5.35	26.94	RMS	34.5	-17.1	0	44.34	54	-9.66	-	-	136	257	H
4	* 5.437	27.69	RMS	34.5	-17	0	45.19	54	-8.81	-	-	136	257	H

* - indicates frequency in CFR47 Pt 15 / IC RSS-Restricted Band
Pk - Peak detector
RMS - RMS detection

UL Korea, Ltd. Confidential
This report shall not be reproduced except in full, without the written approval of UL Korea, Ltd.

VERTICAL PEAK AND AVERAGE PLOT

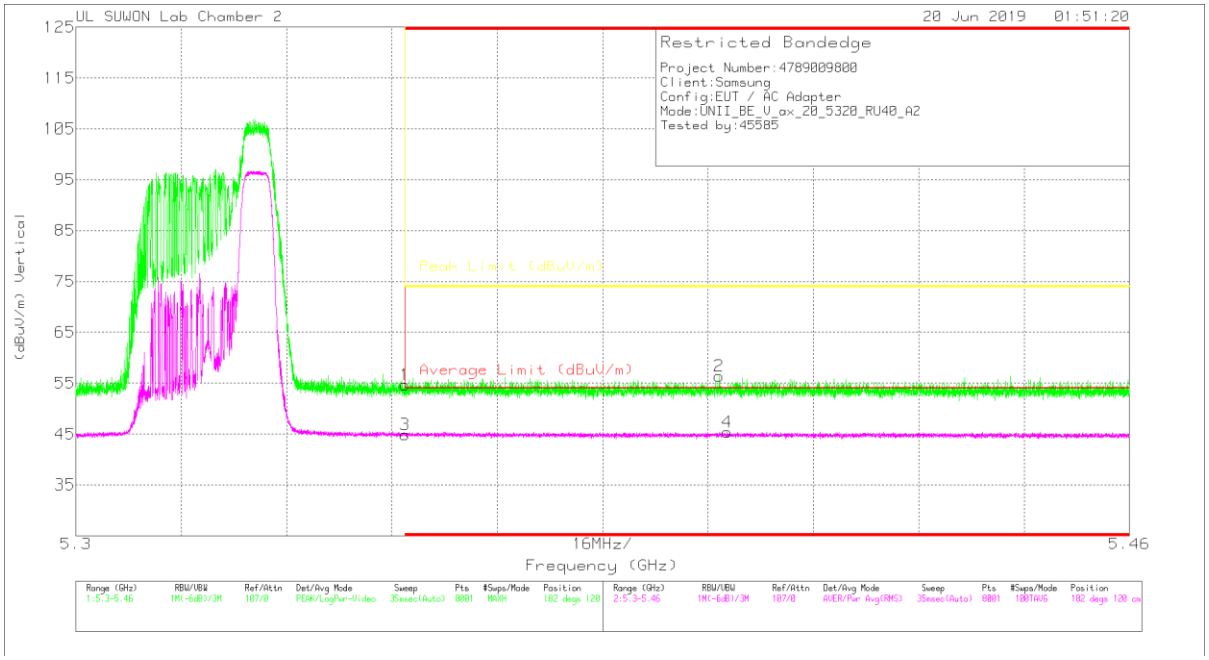

VERTICAL DATA

Trace Markers

Marker	Frequency (GHz)	Meter Reading (dBuV)	Det	3117_00168724	10dB[dB]	DC Corr (dB)	Corrected Reading (dBuV/m)	Average Limit (dBuV/m)	Margin (dB)	Peak Limit (dBuV/m)	PK Margin (dB)	Azimuth (Degs)	Height (cm)	Polarity
1	* 5.35	38.24	Pk	34.5	-18.1	0	54.64	-	-	74	-19.36	182	120	V
2	* 5.398	40.02	Pk	34.5	-18.1	0	56.42	-	-	74	-17.58	182	120	V
3	* 5.35	27.5	RMS	34.5	-17.1	0	44.9	54	-9.1	-	-	182	120	V
4	* 5.399	27.93	RMS	34.5	-17	0	45.43	54	-8.57	-	-	182	120	V

* - indicates frequency in CFR47 Pt 15 / IC RSS-Restricted Band
Pk - Peak detector
RMS - RMS detection

UL Korea, Ltd. Confidential
This report shall not be reproduced except in full, without the written approval of UL Korea, Ltd.

26T RU mode (ANT_1 / HE20 / RU offset 8)

HORIZONTAL PEAK AND AVERAGE PLOT

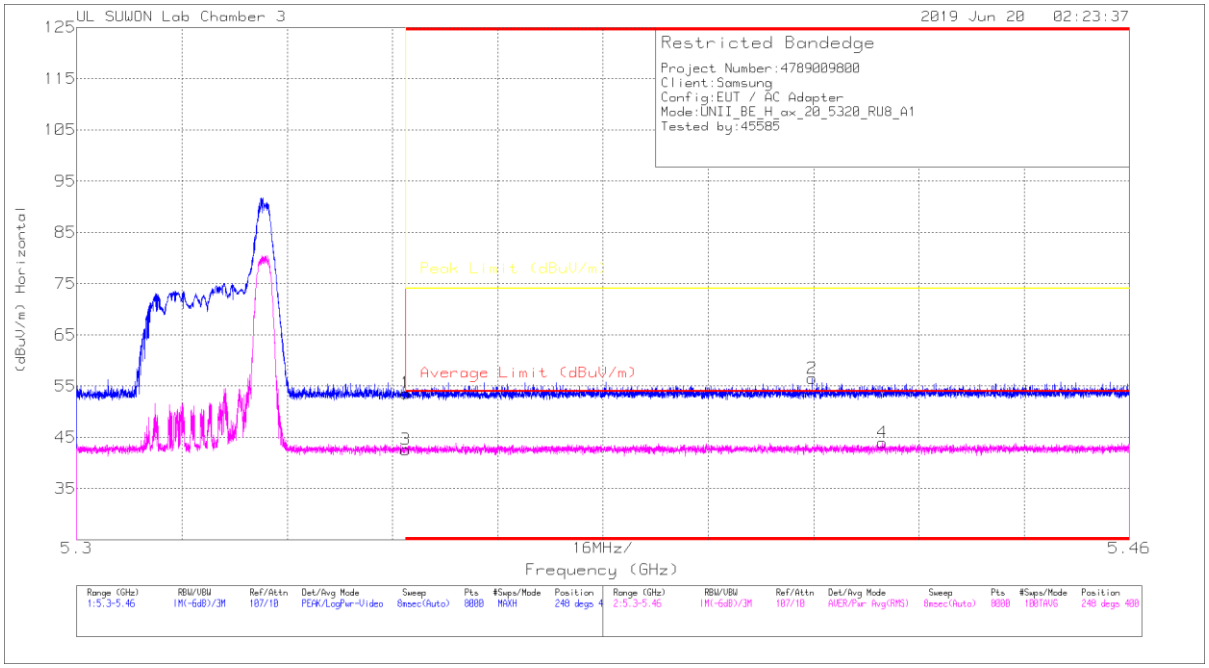

HORIZONTAL DATA

Trace Markers

Marker	Frequency (GHz)	Meter Reading (dBuV)	Det	3117_00205959	10dB[dB]	DC Corr (dB)	Corrected Reading (dBuV/m)	Average Limit (dBuV/m)	Margin (dB)	Peak Limit (dBuV/m)	PK Margin (dB)	Azimuth (Degs)	Height (cm)	Polarity
1	* 5.35	37.63	Pk	34.7	-18.7	0	53.63	-	-	74	-20.37	248	400	H
2	* 5.412	40.42	Pk	34.7	-18.6	0	56.52	-	-	74	-17.48	248	400	H
3	* 5.35	27	RMS	34.7	-19.1	0	42.6	54	-11.4	-	-	248	400	H
4	* 5.422	28.27	RMS	34.7	-19	0	43.97	54	-10.03	-	-	248	400	H

* - indicates frequency in CFR47 Pt 15 / IC RSS-Restricted Band
Pk - Peak detector
RMS - RMS detection

UL Korea, Ltd. Confidential
This report shall not be reproduced except in full, without the written approval of UL Korea, Ltd.

VERTICAL PEAK AND AVERAGE PLOT

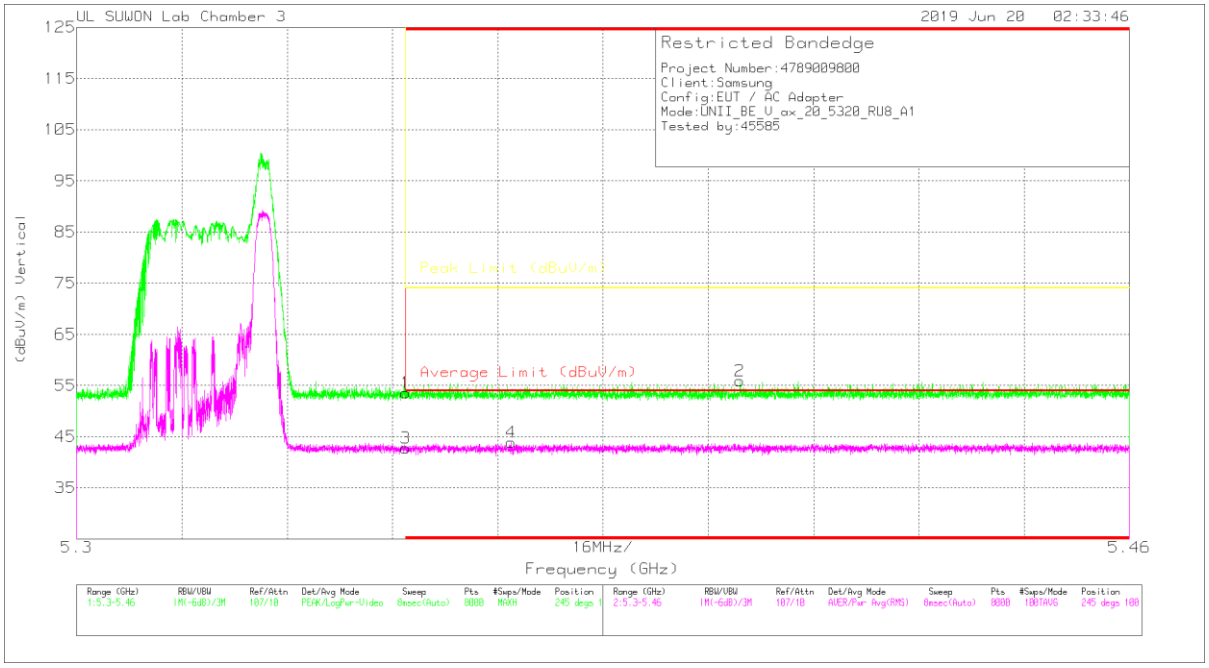

VERTICAL DATA

Trace Markers

Marker	Frequency (GHz)	Meter Reading (dBuV)	Det	3117_00205959	10dB[dB]	DC Corr (dB)	Corrected Reading (dBuV/m)	Average Limit (dBuV/m)	Margin (dB)	Peak Limit (dBuV/m)	PK Margin (dB)	Azimuth (Degs)	Height (cm)	Polarity
1	* 5.35	37.55	Pk	34.7	-18.7	0	53.55	-	-	74	-20.45	245	100	V
2	* 5.401	39.78	Pk	34.7	-18.6	0	55.88	-	-	74	-18.12	245	100	V
3	* 5.35	27.17	RMS	34.7	-19.1	0	42.77	54	-11.23	-	-	245	100	V
4	* 5.366	28.27	RMS	34.7	-19.1	0	43.87	54	-10.13	-	-	245	100	V

* - indicates frequency in CFR47 Pt 15 / IC RSS-Restricted Band
Pk - Peak detector
RMS - RMS detection

UL Korea, Ltd. Confidential
This report shall not be reproduced except in full, without the written approval of UL Korea, Ltd.

26T RU mode (ANT_2 / HE40 / RU offset 17)

HORIZONTAL PEAK AND AVERAGE PLOT

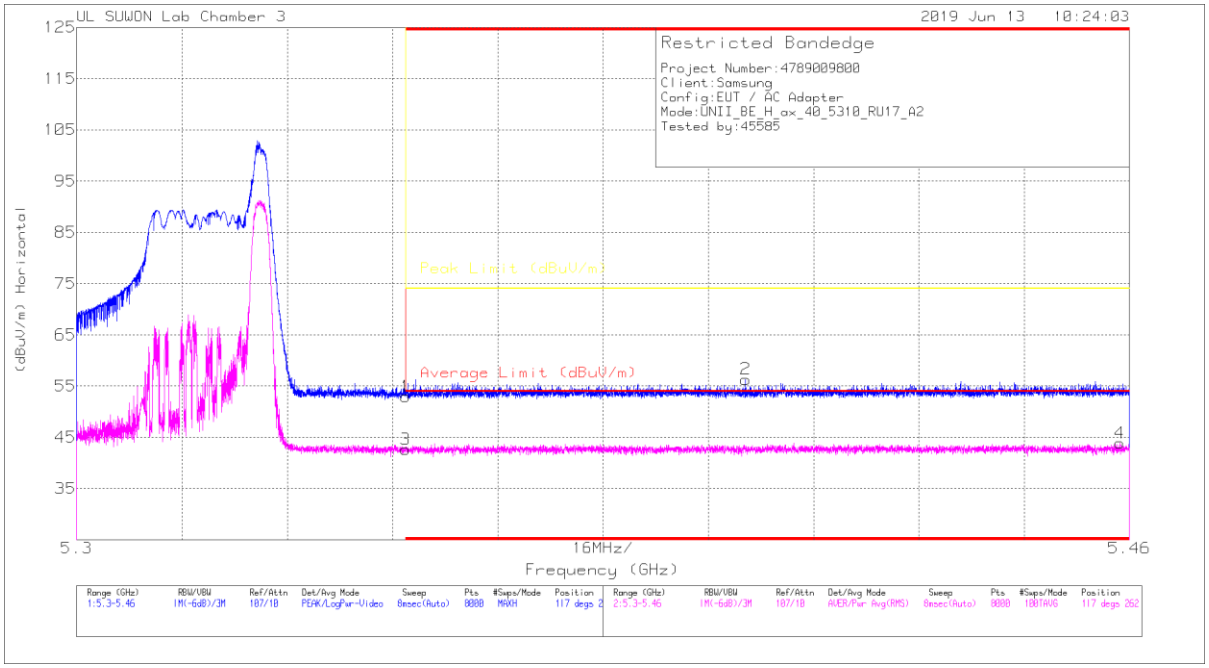

HORIZONTAL DATA

Trace Markers

Marker	Frequency (GHz)	Meter Reading (dBuV)	Det	3117_00205959	10dB[dB]	DC Corr (dB)	Corrected Reading (dBuV/m)	Average Limit (dBuV/m)	Margin (dB)	Peak Limit (dBuV/m)	PK Margin (dB)	Azimuth (Degs)	Height (cm)	Polarity
1	* 5.35	36.96	Pk	34.7	-18.7	0	52.96	-	-	74	-21.04	117	262	H
2	* 5.402	40.23	Pk	34.7	-18.6	0	56.33	-	-	74	-17.67	117	262	H
3	* 5.35	27.02	RMS	34.7	-19.1	0	42.62	54	-11.38	-	-	117	262	H
4	* 5.459	28.15	RMS	34.7	-19	0	43.85	54	-10.15	-	-	117	262	H

* - indicates frequency in CFR47 Pt 15 / IC RSS-Restricted Band
Pk - Peak detector
RMS - RMS detection

UL Korea, Ltd. Confidential
This report shall not be reproduced except in full, without the written approval of UL Korea, Ltd.

VERTICAL PEAK AND AVERAGE PLOT

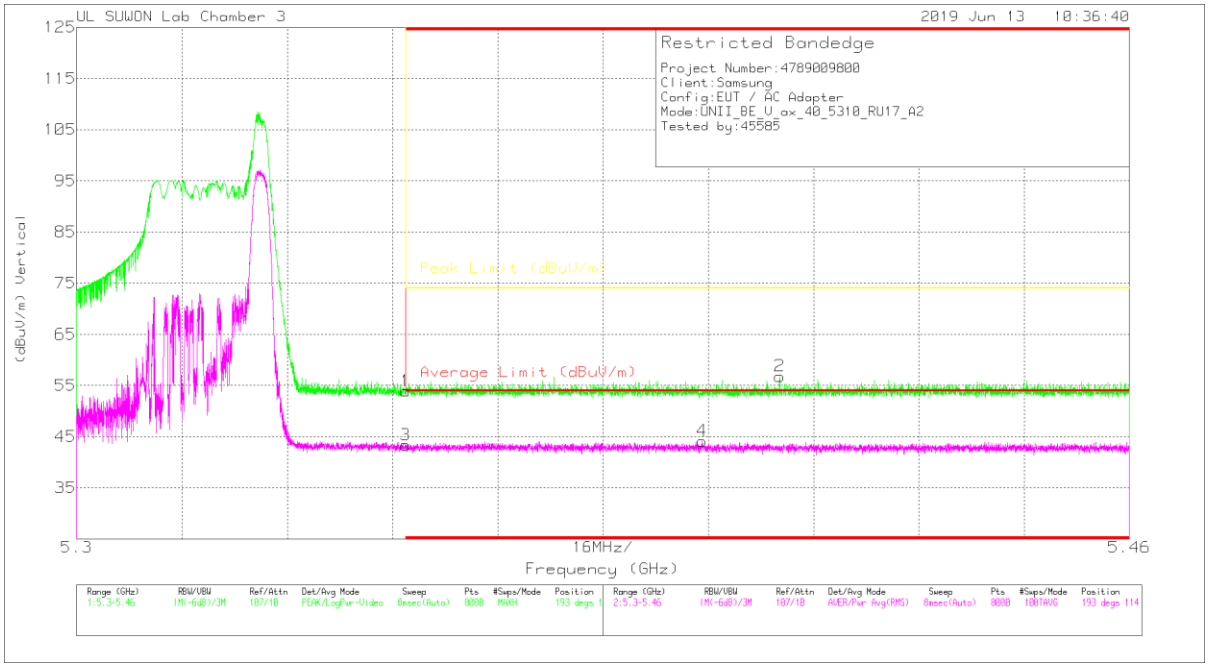

VERTICAL DATA

Trace Markers

Marker	Frequency (GHz)	Meter Reading (dBuV)	Det	3117_00205959	10dB[dB]	DC Corr (dB)	Corrected Reading (dBuV/m)	Average Limit (dBuV/m)	Margin (dB)	Peak Limit (dBuV/m)	PK Margin (dB)	Azimuth (Degs)	Height (cm)	Polarity
1	* 5.35	37.94	Pk	34.7	-18.7	0	53.94	-	-	74	-20.06	193	114	V
2	* 5.407	40.72	Pk	34.7	-18.6	0	56.82	-	-	74	-17.18	193	114	V
3	* 5.35	27.73	RMS	34.7	-19.1	0	43.33	54	-10.67	-	-	193	114	V
4	* 5.395	28.45	RMS	34.7	-19	0	44.15	54	-9.85	-	-	193	114	V

* - indicates frequency in CFR47 Pt 15 / IC RSS-Restricted Band
Pk - Peak detector
RMS - RMS detection

UL Korea, Ltd. Confidential
This report shall not be reproduced except in full, without the written approval of UL Korea, Ltd.

HARMONICS AND SPURIOUS EMISSIONS

HE20 SU mode (ANT_1)

LOW CHANNEL HORIZONTAL

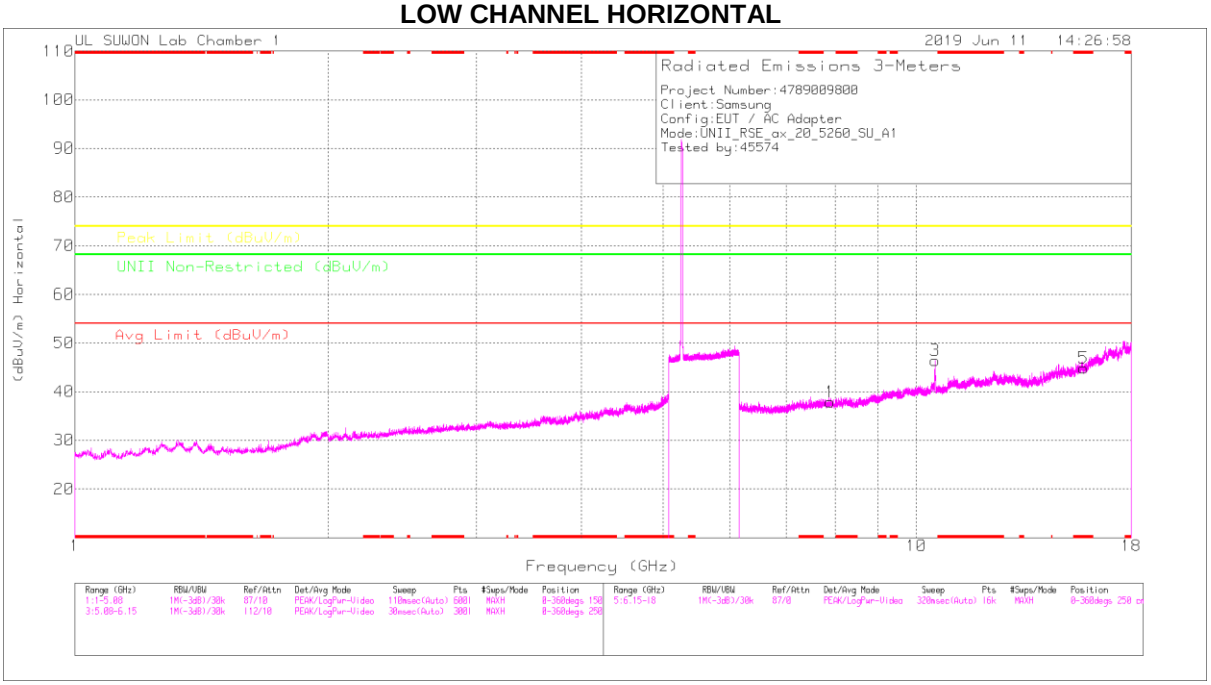

LOW CHANNEL VERTICAL

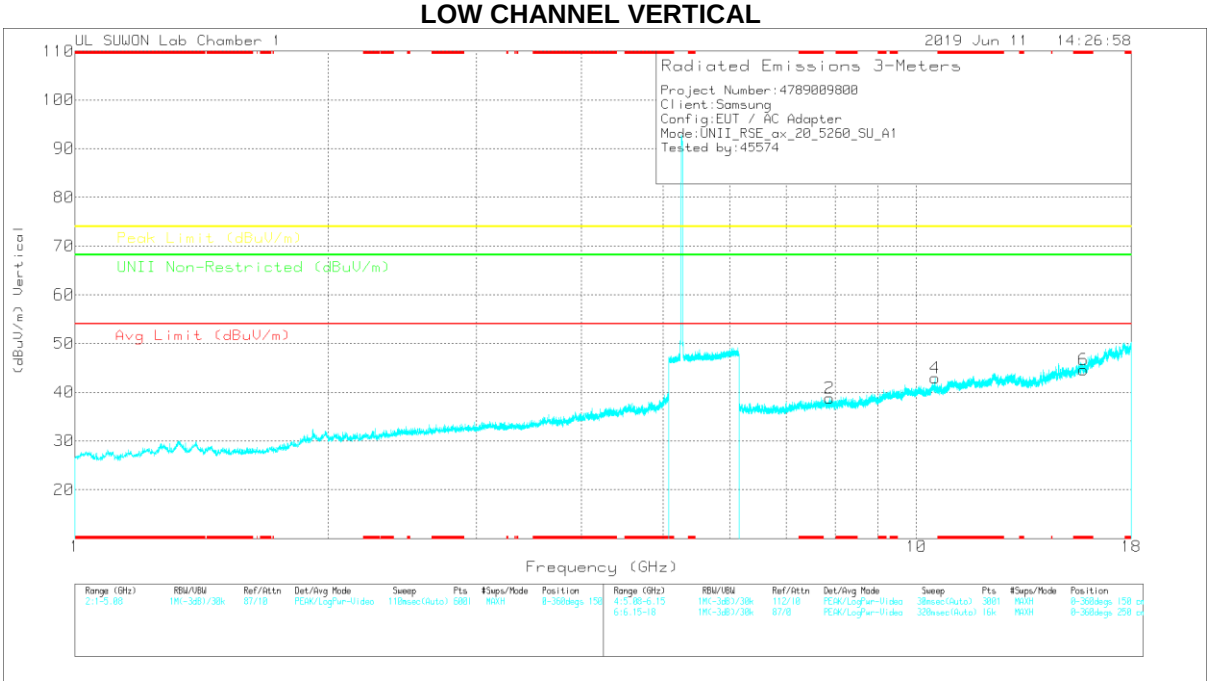

Note: Emission was scanned up to 40GHz; No emissions were detected above the noise floor which was at least 20dB below the specification limit.

UL Korea, Ltd. Confidential
This report shall not be reproduced except in full, without the written approval of UL Korea, Ltd.

LOW CHANNEL DATA

Trace Markers

Marker	Frequency (GHz)	Meter Reading (dBuV)	Det	3117_00168717	6GHz_HP[dB]	DC Corr (dB)	Corrected Reading (dBuV/m)	Avg Limit (dBuV/m)	Margin (dB)	Peak Limit (dBuV/m)	Margin (dB)	UNII Non-Restricted (dBuV/m)	Margin (dB)	Azimuth (Degs)	Height (cm)	Polarity
1	7.89184	28.39	PK	36	-26.5	0	37.89	-	-	-	-	68.2	-30.31	0-360	250	H
3	10.51571	31.26	PK	37.7	-22.5	0	46.46	-	-	-	-	68.2	-21.74	0-360	250	H
5	* 15.78049	25.53	PK	40.5	-21.2	0	44.83	-	-	74	-29.17	-	-	0-360	250	H
2	7.88888	29.27	PK	36	-26.5	0	38.77	-	-	-	-	68.2	-29.43	0-360	250	V
4	10.51942	27.8	PK	37.7	-22.6	0	42.9	-	-	-	-	68.2	-25.3	0-360	150	V
6	* 15.78049	25.28	PK	40.5	-21.2	0	44.58	-	-	74	-29.42	-	-	0-360	250	V

* - indicates frequency in CFR47 Pt 15 / IC RSS-Restricted Band
PK – Peak Detector

Radiated Emissions

Frequency (GHz)	Meter Reading (dBuV)	Det	3117_00168717	6GHz_HP[dB]	DC Corr (dB)	Corrected Reading (dBuV/m)	Avg Limit (dBuV/m)	Margin (dB)	Peak Limit (dBuV/m)	Margin (dB)	UNII Non-Restricted (dBuV/m)	Margin (dB)	Azimuth (Degs)	Height (cm)	Polarity
10.52006	44.35	PK-U	37.7	-22.6	0	59.45	-	-	-	-	68.2	-8.75	142	248	H
10.5202	40.48	PK-U	37.7	-22.6	0	55.58	-	-	-	-	68.2	-12.62	172	174	V

* - indicates frequency in CFR47 Pt 15 / IC RSS-Restricted Band
PK-U - U-NII: Maximum Peak

UL Korea, Ltd. Confidential
This report shall not be reproduced except in full, without the written approval of UL Korea, Ltd.

MID CHANNEL HORIZONTAL

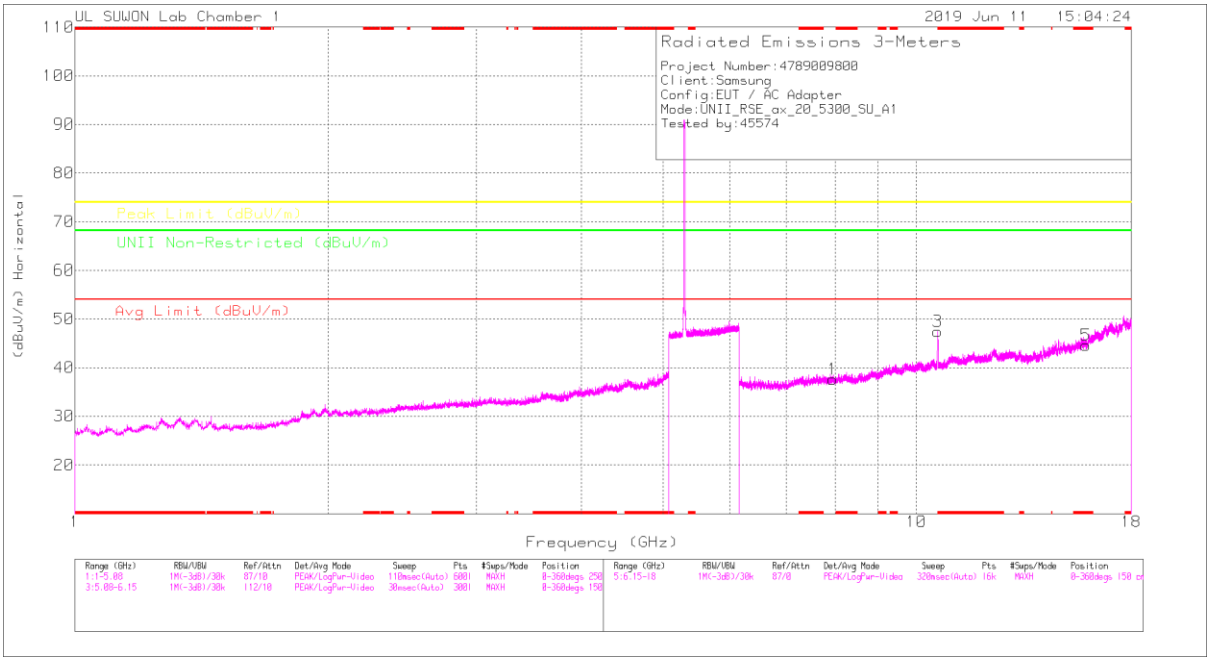

MID CHANNEL VERTICAL

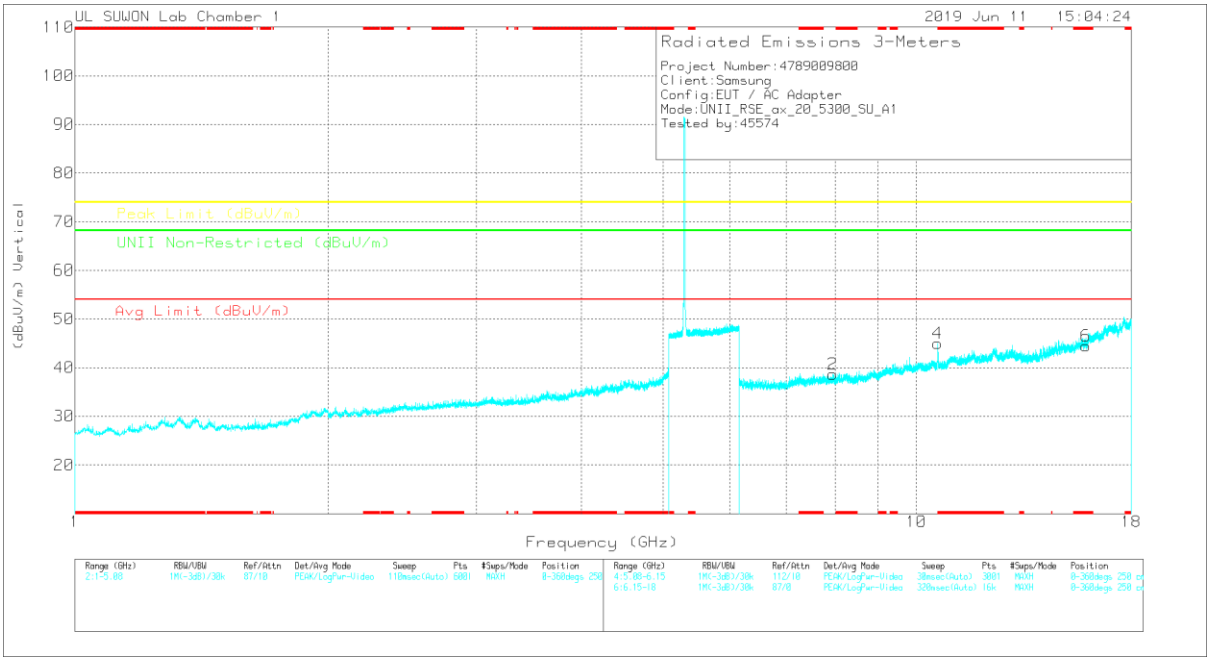

Note: Emission was scanned up to 40GHz; No emissions were detected above the noise floor which was at least 20dB below the specification limit.

UL Korea, Ltd. Confidential
This report shall not be reproduced except in full, without the written approval of UL Korea, Ltd.

MID CHANNEL DATA

Trace Markers

Marker	Frequency (GHz)	Meter Reading (dBuV)	Det	3117_00168717	6GHz_HP[dB]	DC Corr (dB)	Corrected Reading (dBuV/m)	Avg Limit (dBuV/m)	Margin (dB)	Peak Limit (dBuV/m)	Margin (dB)	UNII Non-Restricted (dBuV/m)	Margin (dB)	Azimuth (Degs)	Height (cm)	Polarity
1	7.95035	27.83	PK	36	-26.2	0	37.63	-	-	-	-	68.2	-30.57	0-360	250	H
3	10.5994	31.9	PK	37.8	-22.3	0	47.4	-	-	-	-	68.2	-20.8	0-360	250	H
5	* 15.90046	25.11	PK	40.6	-21.1	0	44.61	-	-	74	-29.39	-	-	0-360	150	H
2	7.95109	28.83	PK	36	-26.2	0	38.63	-	-	-	-	68.2	-29.57	0-360	250	V
4	* 10.6031	29.46	PK	37.8	-22.3	0	44.96	-	-	74	-29.04	-	-	0-360	150	V
6	* 15.90046	24.95	PK	40.6	-21.1	0	44.45	-	-	74	-29.55	-	-	0-360	150	V

* - indicates frequency in CFR47 Pt 15 / IC RSS-Restricted Band
PK – Peak Detector

Radiated Emissions

Frequency (GHz)	Meter Reading (dBuV)	Det	3117_00168717	6GHz_HP[dB]	DC Corr (dB)	Corrected Reading (dBuV/m)	Avg Limit (dBuV/m)	Margin (dB)	Peak Limit (dBuV/m)	Margin (dB)	UNII Non-Restricted (dBuV/m)	Margin (dB)	Azimuth (Degs)	Height (cm)	Polarity
* 11.5915	35.95	PK-U	38.6	-22.4	0	52.15	-	-	74	-21.85	-	-	140	238	H
* 11.62225	23.94	ADR	38.6	-21.9	0	40.64	54	-13.36	-	-	-	-	140	238	H
* 11.62633	36.1	PK-U	38.7	-21.9	0	52.9	-	-	74	-21.1	-	-	290	105	V
* 11.61918	23.99	ADR	38.6	-22	0	40.59	54	-13.41	-	-	-	-	290	105	V

* - indicates frequency in CFR47 Pt 15 / IC RSS-Restricted Band
PK-U - U-NII: Maximum Peak
ADR - U-NII AD primary method, RMS average

UL Korea, Ltd. Confidential
This report shall not be reproduced except in full, without the written approval of UL Korea, Ltd.

HIGH CHANNEL HORIZONTAL

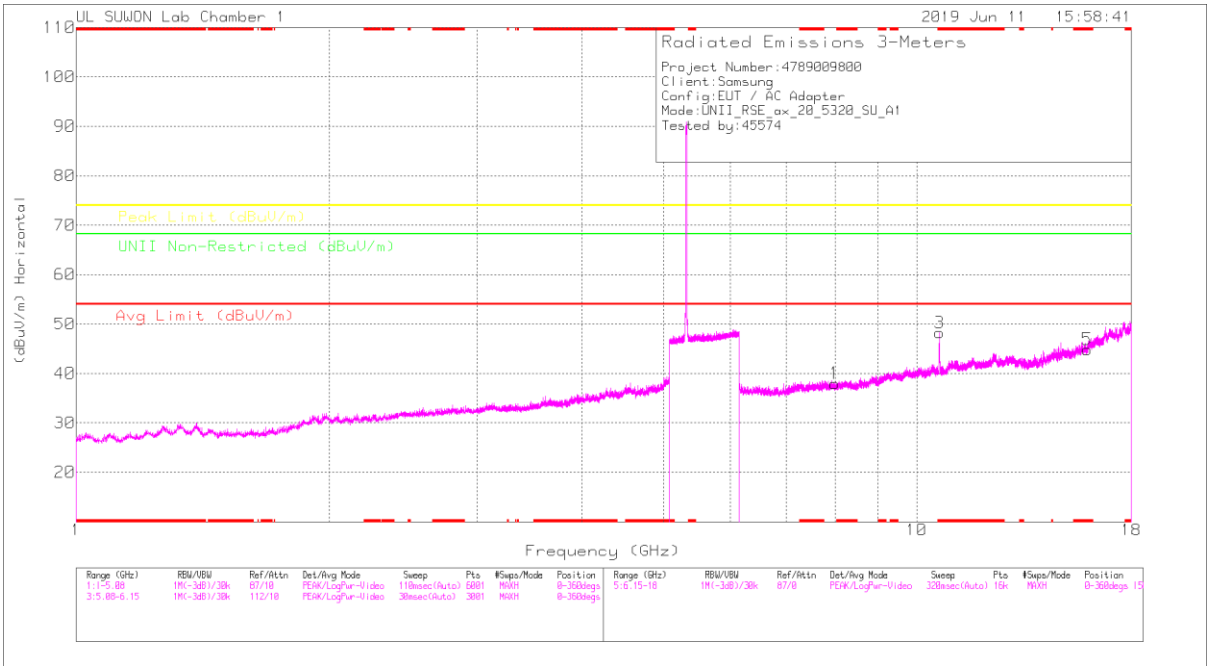

HIGH CHANNEL VERTICAL

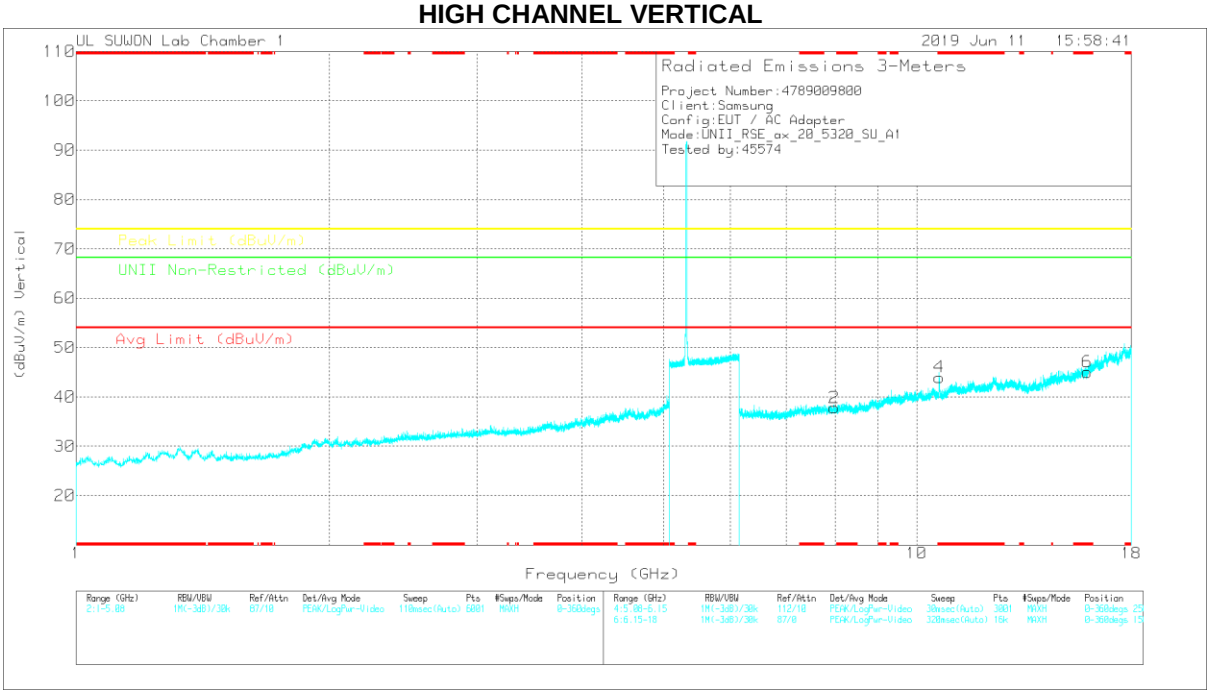

Note: Emission was scanned up to 40GHz; No emissions were detected above the noise floor which was at least 20dB below the specification limit.

UL Korea, Ltd. Confidential
This report shall not be reproduced except in full, without the written approval of UL Korea, Ltd.

HIGH CHANNEL DATA

Trace Markers

Marker	Frequency (GHz)	Meter Reading (dBuV)	Det	3117_00168717	6GHz_HP[dB]	DC Corr (dB)	Corrected Reading (dBuV/m)	Avg Limit (dBuV/m)	Margin (dB)	Peak Limit (dBuV/m)	Margin (dB)	UNII Non-Restricted (dBuV/m)	Margin (dB)	Azimuth (Degs)	Height (cm)	Polarity
1	7.98367	28.29	PK	36	-26.3	0	37.99	-	-	-	-	68.2	-30.21	0-360	150	H
3	* 10.64309	32.55	PK	37.8	-22.1	0	48.25	-	-	74	-25.75	-	-	0-360	250	H
5	* 15.96045	24.95	PK	40.7	-20.8	0	44.85	-	-	74	-29.15	-	-	0-360	250	H
2	7.97997	28.1	PK	36	-26.3	0	37.8	-	-	-	-	68.2	-30.4	0-360	250	V
4	* 10.63865	28.29	PK	37.8	-22.1	0	43.99	-	-	74	-30.01	-	-	0-360	150	V
6	* 15.96045	25.12	PK	40.7	-20.8	0	45.02	-	-	74	-28.98	-	-	0-360	250	V

* - indicates frequency in CFR47 Pt 15 / IC RSS-Restricted Band
PK – Peak Detector

Radiated Emissions

Frequency (GHz)	Meter Reading (dBuV)	Det	3117_00168717	6GHz_HP[dB]	DC Corr (dB)	Corrected Reading (dBuV/m)	Avg Limit (dBuV/m)	Margin (dB)	Peak Limit (dBuV/m)	Margin (dB)	UNII Non-Restricted (dBuV/m)	Margin (dB)	Azimuth (Degs)	Height (cm)	Polarity
* 10.64543	46.34	PK-U	37.8	-22.1	0	62.04	-	-	74	-11.96	-	-	159	242	H
* 10.64087	31.36	ADR	37.8	-22.1	0	47.06	54	-6.94	-	-	-	-	159	242	H
* 10.64543	45.9	PK-U	37.8	-22.1	0	61.6	-	-	74	-12.4	-	-	145	237	H
* 10.64015	31.31	ADR	37.8	-22.1	0	47.01	54	-6.99	-	-	-	-	145	237	H

* - indicates frequency in CFR47 Pt 15 / IC RSS-Restricted Band
PK-U - U-NII: Maximum Peak
ADR - U-NII AD primary method, RMS average

UL Korea, Ltd. Confidential
This report shall not be reproduced except in full, without the written approval of UL Korea, Ltd.

HE20 SU mode (ANT_2)

LOW CHANNEL HORIZONTAL

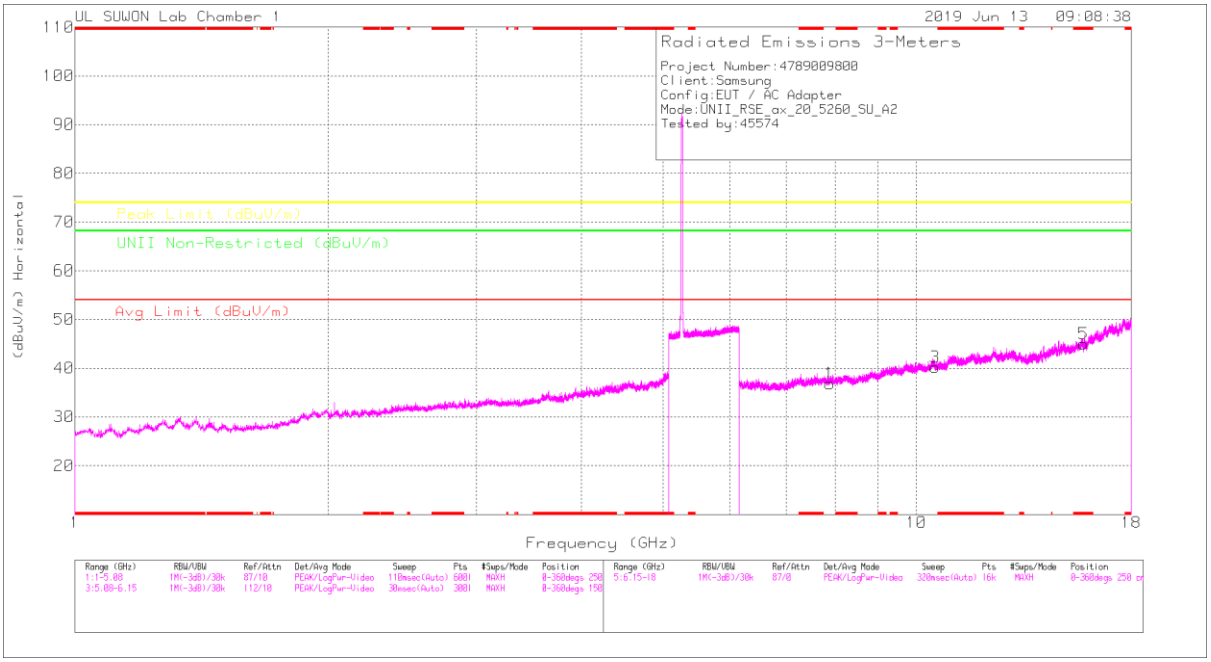

LOW CHANNEL VERTICAL

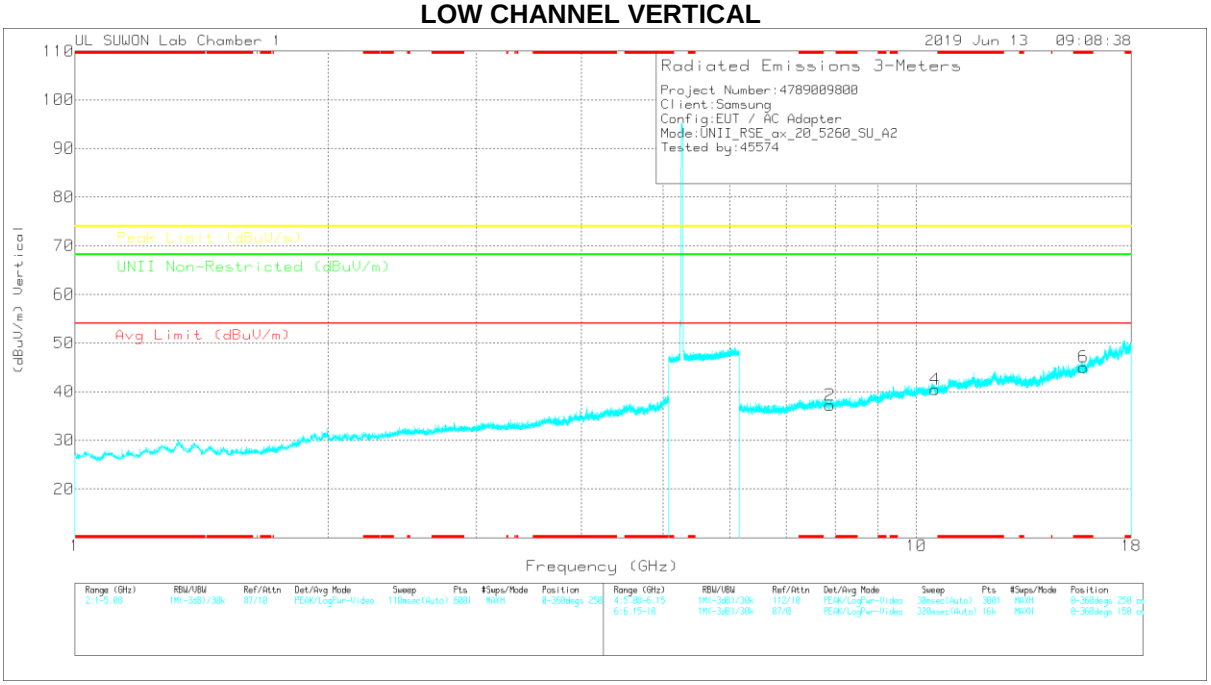

Note: Emission was scanned up to 40GHz; No emissions were detected above the noise floor which was at least 20dB below the specification limit.

UL Korea, Ltd. Confidential
This report shall not be reproduced except in full, without the written approval of UL Korea, Ltd.

LOW CHANNEL DATA

Trace Markers

Marker	Frequency (GHz)	Meter Reading (dBuV)	Det	3117_00168717	6GHz_HP[dB]	DC Corr (dB)	Corrected Reading (dBuV/m)	Avg Limit (dBuV/m)	Margin (dB)	Peak Limit (dBuV/m)	Margin (dB)	UNII Non-Restricted (dBuV/m)	Margin (dB)	Azimuth (Degs)	Height (cm)	Polarity
1	7.89036	27.36	PK	36	-26.5	0	36.86	-	-	-	-	68.2	-31.34	0-360	250	H
3	10.51942	25.11	PK	37.7	-22.6	0	40.21	-	-	-	-	68.2	-27.99	0-360	250	H
5	* 15.78197	25.67	PK	40.5	-21.2	0	44.97	-	-	74	-29.03	-	-	0-360	250	H
2	7.89036	27.67	PK	36	-26.5	0	37.17	-	-	-	-	68.2	-31.03	0-360	150	V
4	10.5209	25.3	PK	37.7	-22.6	0	40.4	-	-	-	-	68.2	-27.8	0-360	250	V
6	* 15.78197	25.75	PK	40.5	-21.2	0	45.05	-	-	74	-28.95	-	-	0-360	250	V

* - indicates frequency in CFR47 Pt 15 / IC RSS-Restricted Band
PK – Peak Detector

Note: Only peak measurement was performed. Because peak measurement result of unwanted emission is less than average limit (54dBuV/m).

UL Korea, Ltd. Suwon Laboratory FORM ID: FCC_15E
218 Maeyeong-ro, Yeongtong-gu, Suwon-si, Gyeonggi-do, 16675 Korea TEL: (031) 337-9902,FAX: (031) 213-5433
UL Korea, Ltd. Confidential
This report shall not be reproduced except in full, without the written approval of UL Korea, Ltd.

MID CHANNEL HORIZONTAL

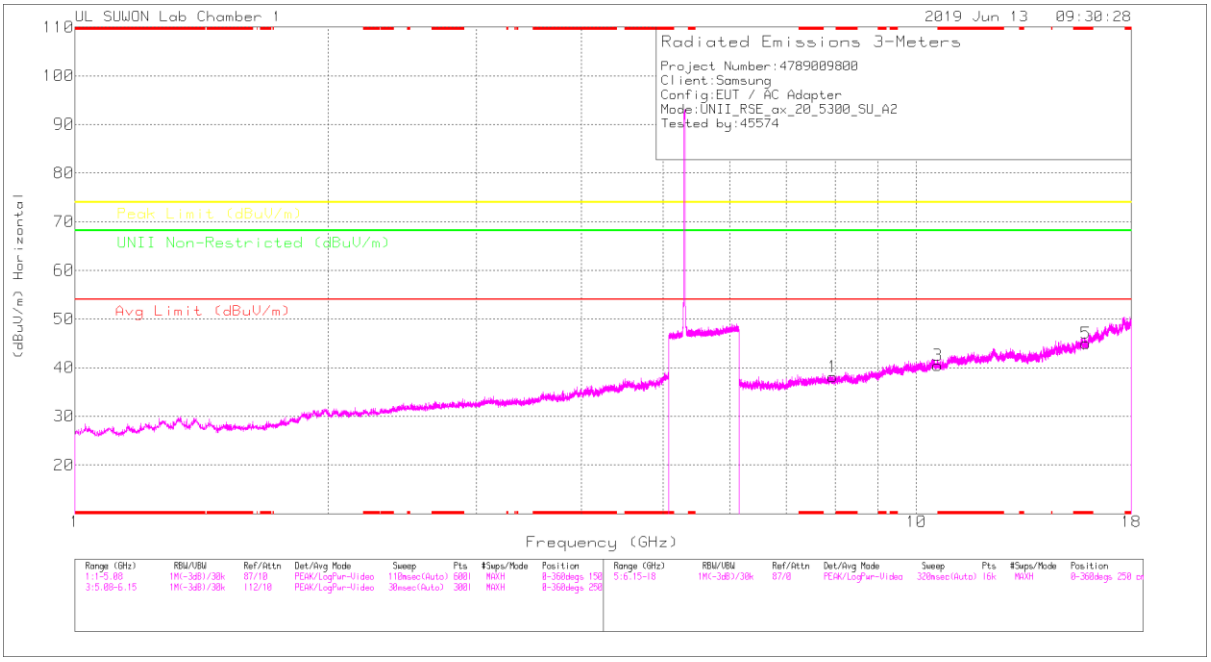

MID CHANNEL VERTICAL

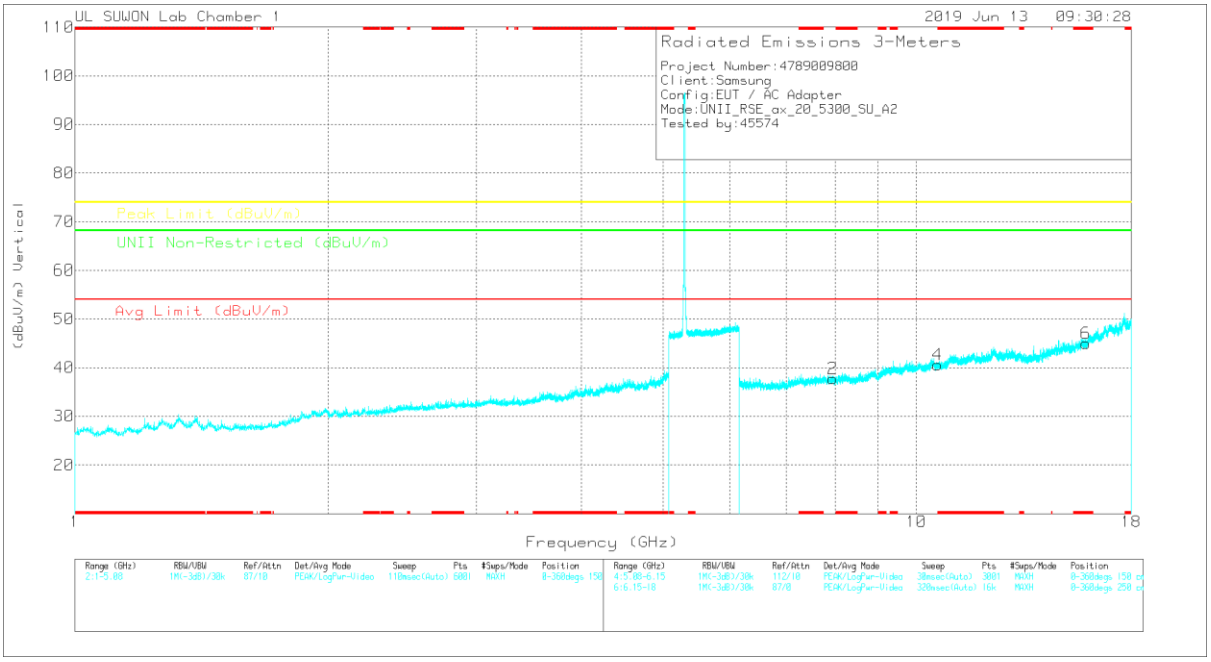

Note: Emission was scanned up to 40GHz; No emissions were detected above the noise floor which was at least 20dB below the specification limit.

UL Korea, Ltd. Confidential
This report shall not be reproduced except in full, without the written approval of UL Korea, Ltd.

MID CHANNEL DATA

Trace Markers

Marker	Frequency (GHz)	Meter Reading (dBuV)	Det	3117_00168717	6GHz_HP[dB]	DC Corr (dB)	Corrected Reading (dBuV/m)	Avg Limit (dBuV/m)	Margin (dB)	Peak Limit (dBuV/m)	Margin (dB)	UNII Non-Restricted (dBuV/m)	Margin (dB)	Azimuth (Degs)	Height (cm)	Polarity
1	7.94887	28.37	PK	36	-26.2	0	38.17	-	-	-	-	68.2	-30.03	0-360	150	H
3	* 10.60088	24.97	PK	37.8	-22.3	0	40.47	-	-	74	-33.53	-	-	0-360	150	H
5	* 15.9012	25.45	PK	40.6	-21.1	0	44.95	-	-	74	-29.05	-	-	0-360	250	H
2	7.94961	27.93	PK	36	-26.2	0	37.73	-	-	-	-	68.2	-30.47	0-360	250	V
4	* 10.60088	25.14	PK	37.8	-22.3	0	40.64	-	-	74	-33.36	-	-	0-360	150	V
6	* 15.90046	25.54	PK	40.6	-21.1	0	45.04	-	-	74	-28.96	-	-	0-360	250	V

* - indicates frequency in CFR47 Pt 15 / IC RSS-Restricted Band
PK – Peak Detector

Note: Only peak measurement was performed. Because peak measurement result of unwanted emission is less than average limit (54dBuV/m).

UL Korea, Ltd. Confidential
This report shall not be reproduced except in full, without the written approval of UL Korea, Ltd.

HIGH CHANNEL HORIZONTAL

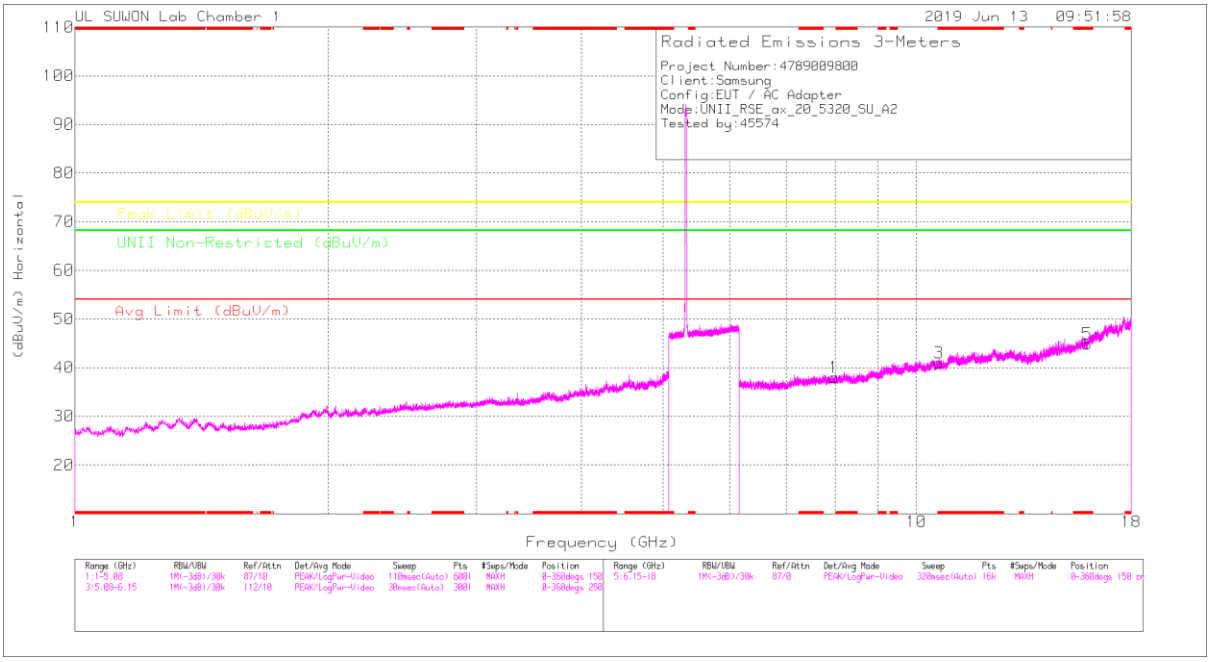

HIGH CHANNEL VERTICAL

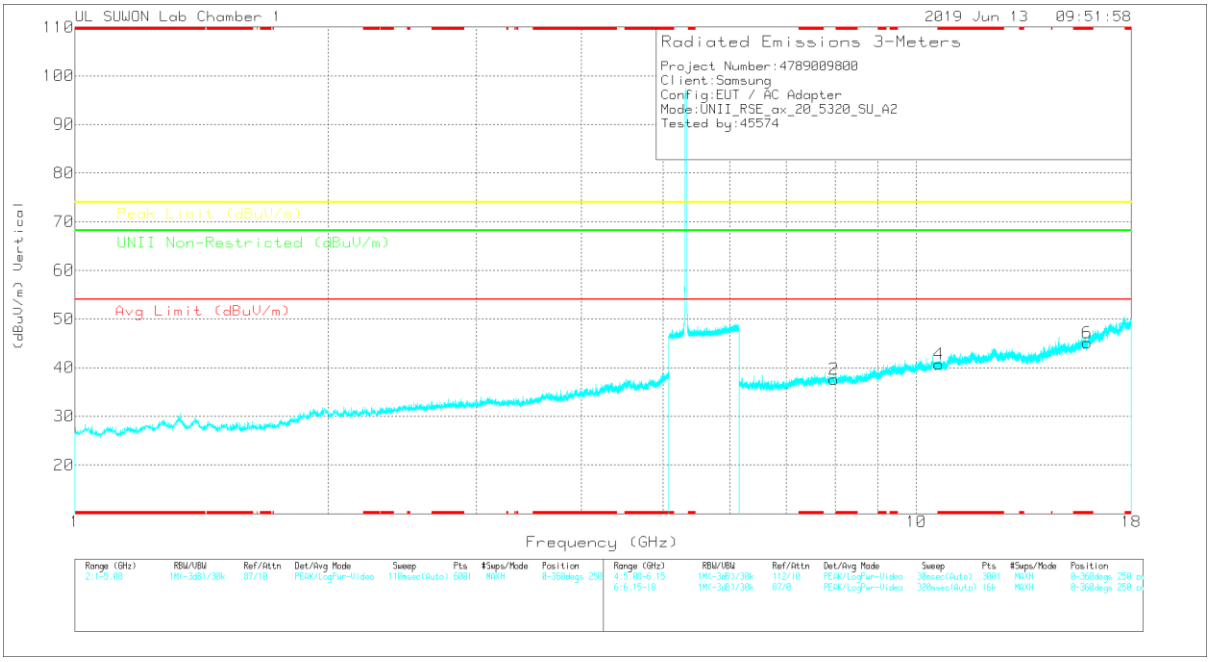

Note: Emission was scanned up to 40GHz; No emissions were detected above the noise floor which was at least 20dB below the specification limit.

UL Korea, Ltd. Confidential
This report shall not be reproduced except in full, without the written approval of UL Korea, Ltd.

HIGH CHANNEL DATA

Trace Markers

Marker	Frequency (GHz)	Meter Reading (dBuV)	Det	3117_00168717	6GHz_HP[dB]	DC Corr (dB)	Corrected Reading (dBuV/m)	Avg Limit (dBuV/m)	Margin (dB)	Peak Limit (dBuV/m)	Margin (dB)	UNII Non-Restricted (dBuV/m)	Margin (dB)	Azimuth (Degs)	Height (cm)	Polarity
1	7.98293	28.34	PK	36	-26.3	0	38.04	-	-	-	-	68.2	-30.16	0-360	150	H
3	* 10.63939	25.33	PK	37.8	-22.1	0	41.03	-	-	74	-32.97	-	-	0-360	150	H
5	* 15.96045	25.01	PK	40.7	-20.8	0	44.91	-	-	74	-29.09	-	-	0-360	250	H
2	7.98219	27.97	PK	36	-26.3	0	37.67	-	-	-	-	68.2	-30.53	0-360	250	V
4	* 10.63939	24.97	PK	37.8	-22.1	0	40.67	-	-	74	-33.33	-	-	0-360	250	V
6	* 15.96119	25.17	PK	40.7	-20.8	0	45.07	-	-	74	-28.93	-	-	0-360	250	V

* - indicates frequency in CFR47 Pt 15 / IC RSS-Restricted Band

PK – Peak Detector

Note: Only peak measurement was performed. Because peak measurement result of unwanted emission is less than average limit (54dBuV/m).

UL Korea, Ltd. Suwon Laboratory FORM ID: FCC_15E
218 Maeyeong-ro, Yeongtong-gu, Suwon-si, Gyeonggi-do, 16675 Korea TEL: (031) 337-9902,FAX: (031) 213-5433

UL Korea, Ltd. Confidential
This report shall not be reproduced except in full, without the written approval of UL Korea, Ltd.

HE40 SU mode (ANT_1)

LOW CHANNEL HORIZONTAL

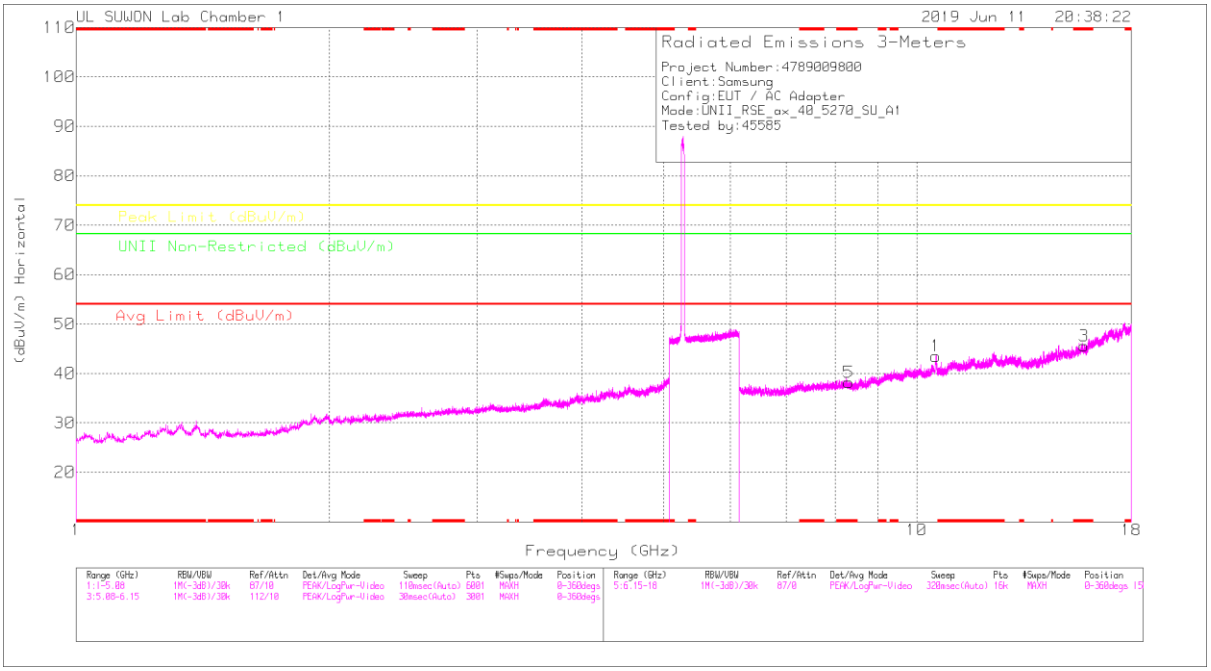

LOW CHANNEL VERTICAL

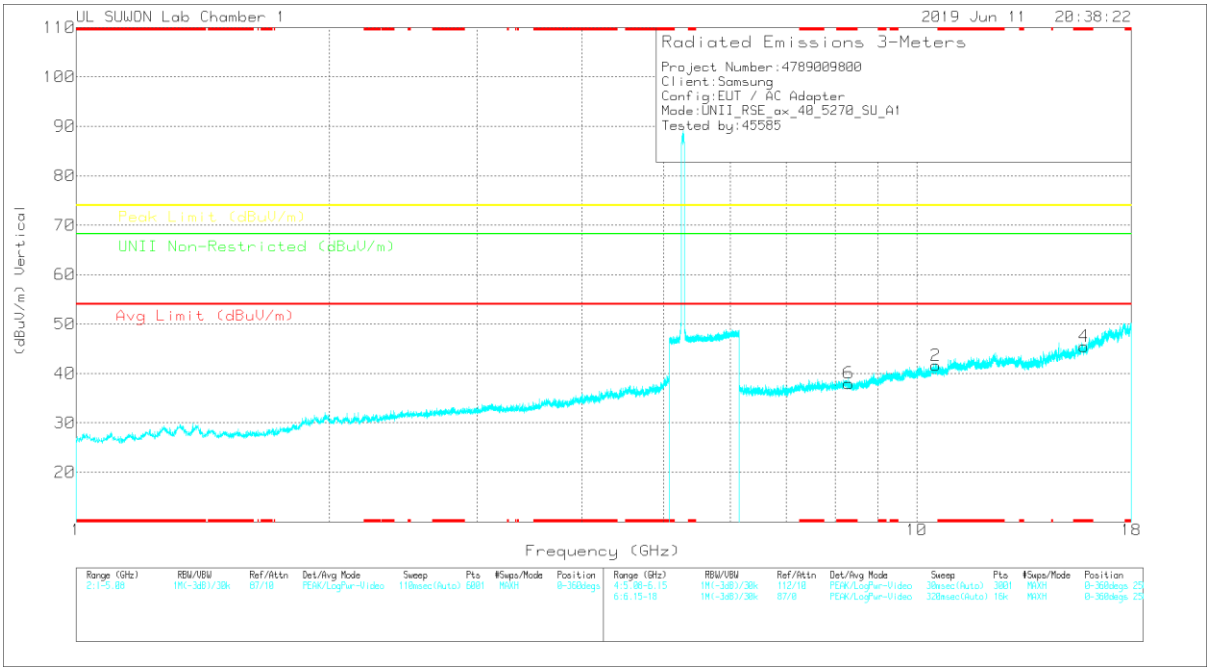

Note: Emission was scanned up to 40GHz; No emissions were detected above the noise floor which was at least 20dB below the specification limit.

UL Korea, Ltd. Confidential
This report shall not be reproduced except in full, without the written approval of UL Korea, Ltd.

LOW CHANNEL DATA

Trace Markers

Marker	Frequency (GHz)	Meter Reading (dBuV)	Det	3117_00168717	6GHz_HP[dB]	DC Corr (dB)	Corrected Reading (dBuV/m)	Avg Limit (dBuV/m)	Margin (dB)	Peak Limit (dBuV/m)	Margin (dB)	UNII Non-Restricted (dBuV/m)	Margin (dB)	Azimuth (Degs)	Height (cm)	Polarity
1	10.54089	28.49	PK	37.8	-22.8	0	43.49	-	-	-	-	68.2	-24.71	0-360	250	H
3	* 15.81308	26.17	PK	40.5	-21.1	0	45.57	-	-	74	-28.43	-	-	0-360	250	H
5	* 8.30138	27.07	PK	36.4	-25.3	0	38.17	-	-	74	-35.83	-	-	0-360	150	H
2	10.54089	26.61	PK	37.8	-22.8	0	41.61	-	-	-	-	68.2	-26.59	0-360	150	V
4	* 15.81308	26.08	PK	40.5	-21.1	0	45.48	-	-	74	-28.52	-	-	0-360	250	V
6	* 8.30286	26.9	PK	36.4	-25.3	0	38	-	-	74	-36	-	-	0-360	250	V

* - indicates frequency in CFR47 Pt 15 / IC RSS-Restricted Band
PK – Peak Detector

Radiated Emissions

Frequency (GHz)	Meter Reading (dBuV)	Det	3117_00168717	6GHz_HP[dB]	DC Corr (dB)	Corrected Reading (dBuV/m)	Avg Limit (dBuV/m)	Margin (dB)	Peak Limit (dBuV/m)	Margin (dB)	UNII Non-Restricted (dBuV/m)	Margin (dB)	Azimuth (Degs)	Height (cm)	Polarity
10.53904	40.99	PK-U	37.7	-22.8	0	55.89	-	-	-	-	68.2	-12.31	142	249	H
10.53728	38.9	PK-U	37.7	-22.8	0	53.8	-	-	-	-	68.2	-14.4	175	170	V

* - indicates frequency in CFR47 Pt 15 / IC RSS-Restricted Band
PK-U - U-NII: Maximum Peak

UL Korea, Ltd. Confidential
This report shall not be reproduced except in full, without the written approval of UL Korea, Ltd.

HIGH CHANNEL HORIZONTAL

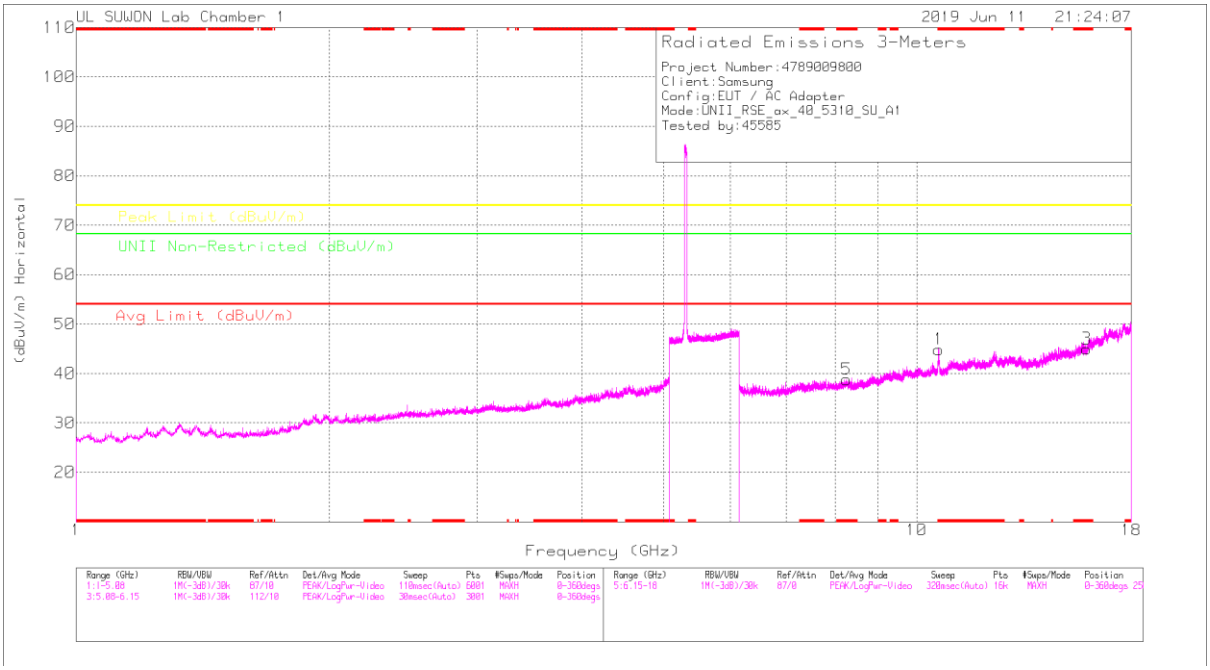

HIGH CHANNEL VERTICAL

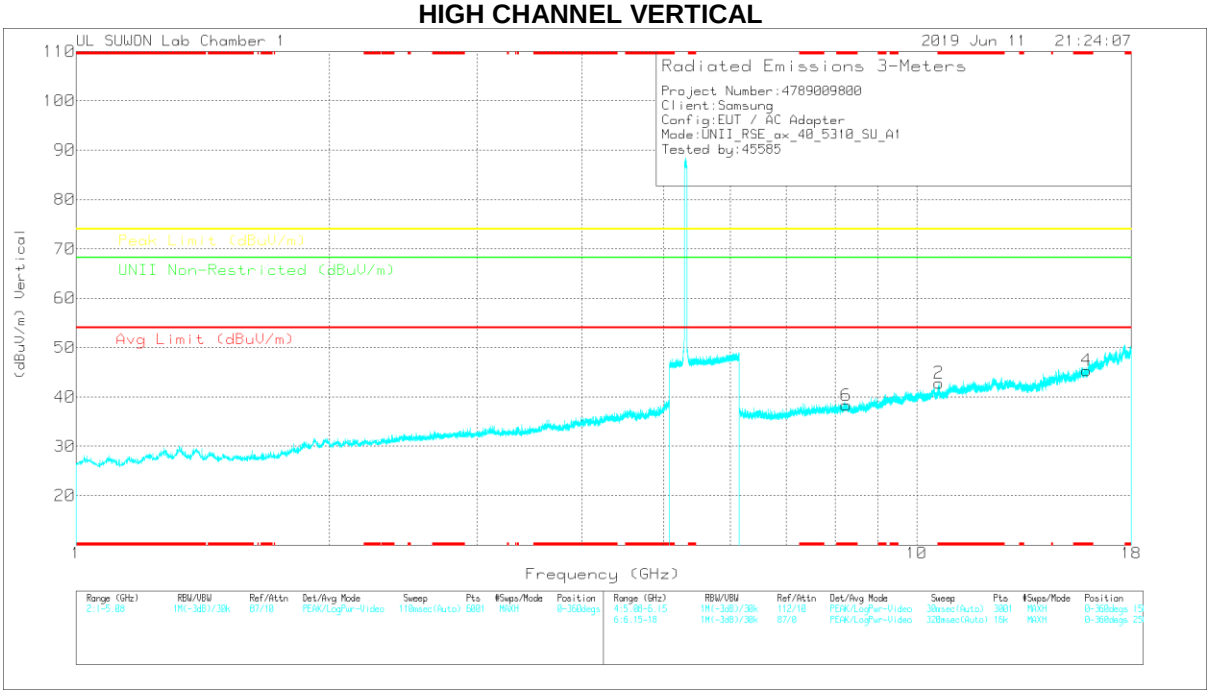

Note: Emission was scanned up to 40GHz; No emissions were detected above the noise floor which was at least 20dB below the specification limit.

UL Korea, Ltd. Confidential
This report shall not be reproduced except in full, without the written approval of UL Korea, Ltd.

HIGH CHANNEL DATA

Trace Markers

Marker	Frequency (GHz)	Meter Reading (dBuV)	Det	3117_00168717	6GHz_HP[dB]	DC Corr (dB)	Corrected Reading (dBuV/m)	Avg Limit (dBuV/m)	Margin (dB)	Peak Limit (dBuV/m)	Margin (dB)	UNII Non-Restricted (dBuV/m)	Margin (dB)	Azimuth (Degs)	Height (cm)	Polarity
1	* 10.62088	29.27	PK	37.8	-22.2	0	44.87	-	-	74	-29.13	-	-	0-360	250	H
3	* 15.92861	25.48	PK	40.6	-21.1	0	44.98	-	-	74	-29.02	-	-	0-360	250	H
5	* 8.25473	27.69	PK	36.4	-25.3	0	38.79	-	-	74	-35.21	-	-	0-360	250	H
2	* 10.62458	27.13	PK	37.8	-22.1	0	42.83	-	-	74	-31.17	-	-	0-360	150	V
4	* 15.93009	25.77	PK	40.7	-21.1	0	45.37	-	-	74	-28.63	-	-	0-360	150	V
6	* 8.24584	27.32	PK	36.4	-25.4	0	38.32	-	-	74	-35.68	-	-	0-360	150	V

* - indicates frequency in CFR47 Pt 15 / IC RSS-Restricted Band
PK – Peak Detector

Radiated Emissions

Frequency (GHz)	Meter Reading (dBuV)	Det	3117_00168717	6GHz_HP[dB]	DC Corr (dB)	Corrected Reading (dBuV/m)	Avg Limit (dBuV/m)	Margin (dB)	Peak Limit (dBuV/m)	Margin (dB)	UNII Non-Restricted (dBuV/m)	Margin (dB)	Azimuth (Degs)	Height (cm)	Polarity
* 10.61908	41.6	PK-U	37.8	-22.2	0	57.2	-	-	74	-16.8	-	-	145	239	H
* 10.61982	28.01	ADR	37.8	-22.2	0	43.61	54	-10.39	-	-	-	-	145	239	H
* 10.6234	39.54	PK-U	37.8	-22.2	0	55.14	-	-	74	-18.86	-	-	177	171	V
* 10.6201	26.12	ADR	37.8	-22.2	0	41.72	54	-12.28	-	-	-	-	177	171	V

* - indicates frequency in CFR47 Pt 15 / IC RSS-Restricted Band
PK-U - U-NII: Maximum Peak
ADR - U-NII AD primary method, RMS average

UL Korea, Ltd. Suwon Laboratory FORM ID: FCC_15E
218 Maeyeong-ro, Yeongtong-gu, Suwon-si, Gyeonggi-do, 16675 Korea TEL: (031) 337-9902,FAX: (031) 213-5433
UL Korea, Ltd. Confidential
This report shall not be reproduced except in full, without the written approval of UL Korea, Ltd.

HE40 SU mode (ANT_2)

LOW CHANNEL HORIZONTAL

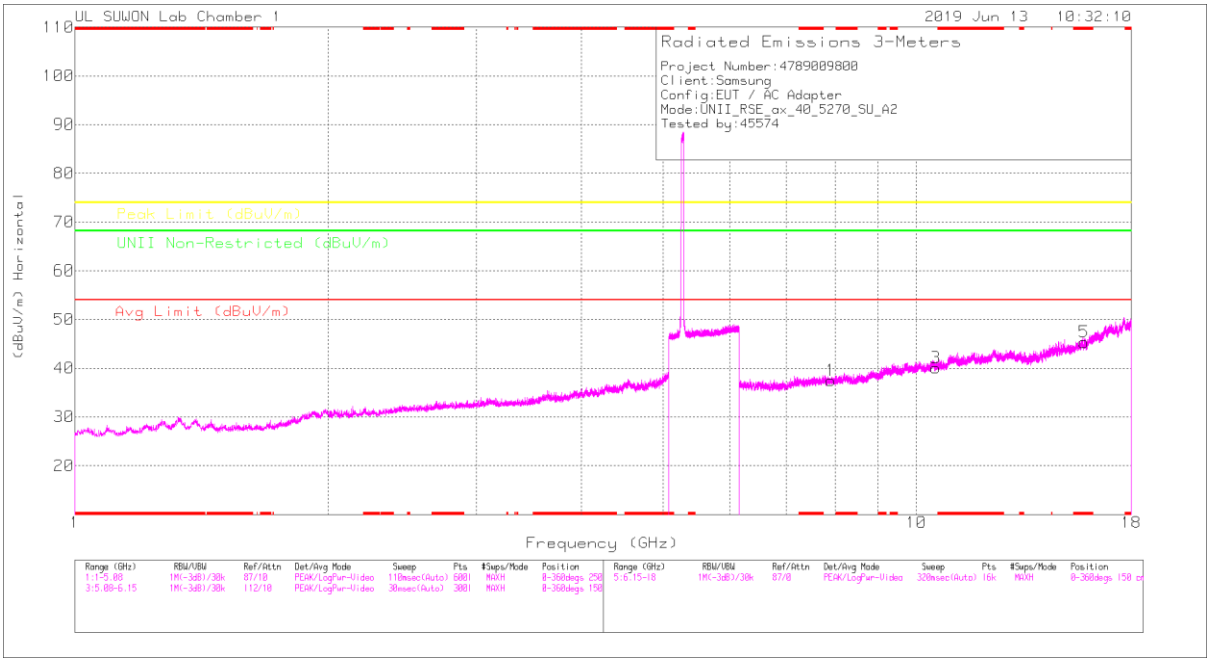

LOW CHANNEL VERTICAL

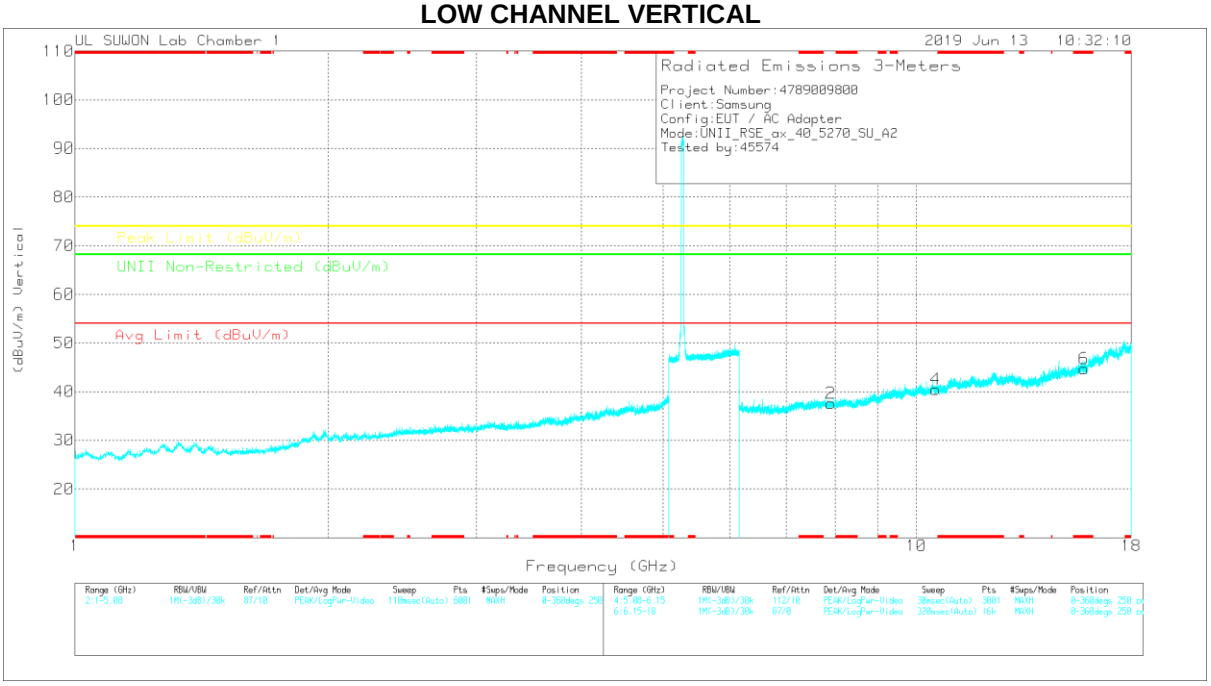

Note: Emission was scanned up to 40GHz; No emissions were detected above the noise floor which was at least 20dB below the specification limit.

UL Korea, Ltd. Confidential
This report shall not be reproduced except in full, without the written approval of UL Korea, Ltd.

LOW CHANNEL DATA

Trace Markers

Marker	Frequency (GHz)	Meter Reading (dBuV)	Det	3117_00168717	6GHz_HP[dB]	DC Corr (dB)	Corrected Reading (dBuV/m)	Avg Limit (dBuV/m)	Margin (dB)	Peak Limit (dBuV/m)	Margin (dB)	UNII Non-Restricted (dBuV/m)	Margin (dB)	Azimuth (Degs)	Height (cm)	Polarity
1	7.90517	27.92	PK	36	-26.4	0	37.52	-	-	-	-	68.2	-30.68	0-360	150	H
3	10.54089	25.07	PK	37.8	-22.8	0	40.07	-	-	-	-	68.2	-28.13	0-360	150	H
5	* 15.81011	25.91	PK	40.5	-21.1	0	45.31	-	-	74	-28.69	-	-	0-360	250	H
2	7.90517	28.03	PK	36	-26.4	0	37.63	-	-	-	-	68.2	-30.57	0-360	250	V
4	10.54089	25.49	PK	37.8	-22.8	0	40.49	-	-	-	-	68.2	-27.71	0-360	150	V
6	* 15.81085	25.33	PK	40.5	-21.1	0	44.73	-	-	74	-29.27	-	-	0-360	250	V

* - indicates frequency in CFR47 Pt 15 / IC RSS-Restricted Band
PK – Peak Detector

Note: Only peak measurement was performed. Because peak measurement result of unwanted emission is less than average limit (54dBuV/m).

UL Korea, Ltd. Suwon Laboratory FORM ID: FCC_15E
218 Maeyeong-ro, Yeongtong-gu, Suwon-si, Gyeonggi-do, 16675 Korea TEL: (031) 337-9902,FAX: (031) 213-5433
UL Korea, Ltd. Confidential
This report shall not be reproduced except in full, without the written approval of UL Korea, Ltd.

HIGH CHANNEL HORIZONTAL

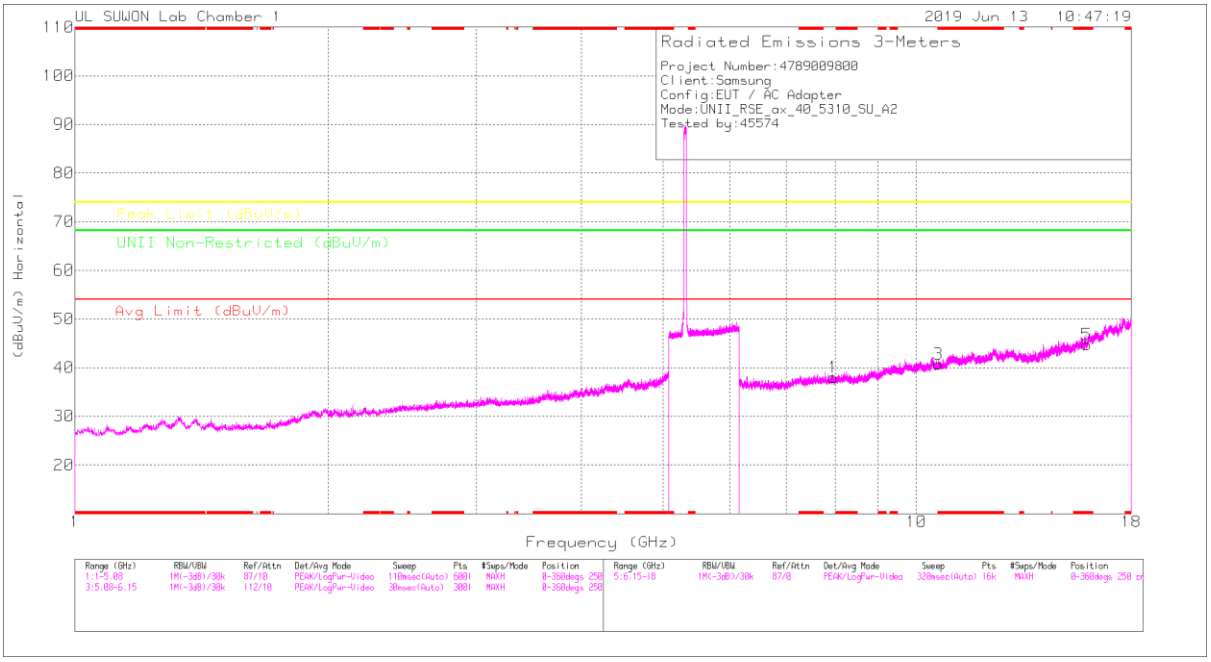

HIGH CHANNEL VERTICAL

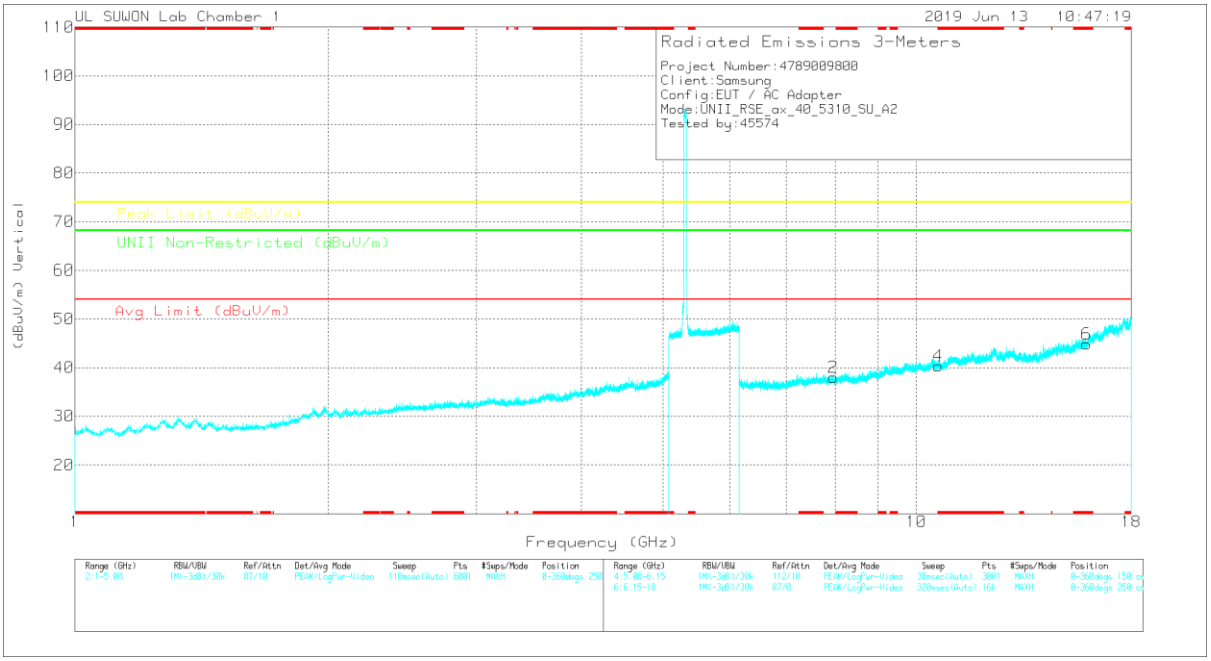

Note: Emission was scanned up to 40GHz; No emissions were detected above the noise floor which was at least 20dB below the specification limit.

UL Korea, Ltd. Confidential
This report shall not be reproduced except in full, without the written approval of UL Korea, Ltd.

HIGH CHANNEL DATA

Trace Markers

Marker	Frequency (GHz)	Meter Reading (dBuV)	Det	3117_00168717	6GHz_HP[dB]	DC Corr (dB)	Corrected Reading (dBuV/m)	Avg Limit (dBuV/m)	Margin (dB)	Peak Limit (dBuV/m)	Margin (dB)	UNII Non-Restricted (dBuV/m)	Margin (dB)	Azimuth (Degs)	Height (cm)	Polarity
1	7.96442	28.19	PK	36	-26.2	0	37.99	-	-	-	-	68.2	-30.21	0-360	250	H
3	* 10.62088	25.14	PK	37.8	-22.2	0	40.74	-	-	74	-33.26	-	-	0-360	150	H
5	* 15.92861	25.17	PK	40.6	-21.1	0	44.67	-	-	74	-29.33	-	-	0-360	250	H
2	7.96442	28.22	PK	36	-26.2	0	38.02	-	-	-	-	68.2	-30.18	0-360	250	V
4	* 10.62088	24.74	PK	37.8	-22.2	0	40.34	-	-	74	-33.66	-	-	0-360	250	V
6	* 15.92861	25.37	PK	40.6	-21.1	0	44.87	-	-	74	-29.13	-	-	0-360	250	V

* - indicates frequency in CFR47 Pt 15 / IC RSS-Restricted Band
PK – Peak Detector

Note: Only peak measurement was performed. Because peak measurement result of unwanted emission is less than average limit (54dBuV/m).

UL Korea, Ltd. Suwon Laboratory FORM ID: FCC_15E
218 Maeyeong-ro, Yeongtong-gu, Suwon-si, Gyeonggi-do, 16675 Korea TEL: (031) 337-9902,FAX: (031) 213-5433
UL Korea, Ltd. Confidential
This report shall not be reproduced except in full, without the written approval of UL Korea, Ltd.

HE80 SU mode (ANT_1)

MID CHANNEL HORIZONTAL

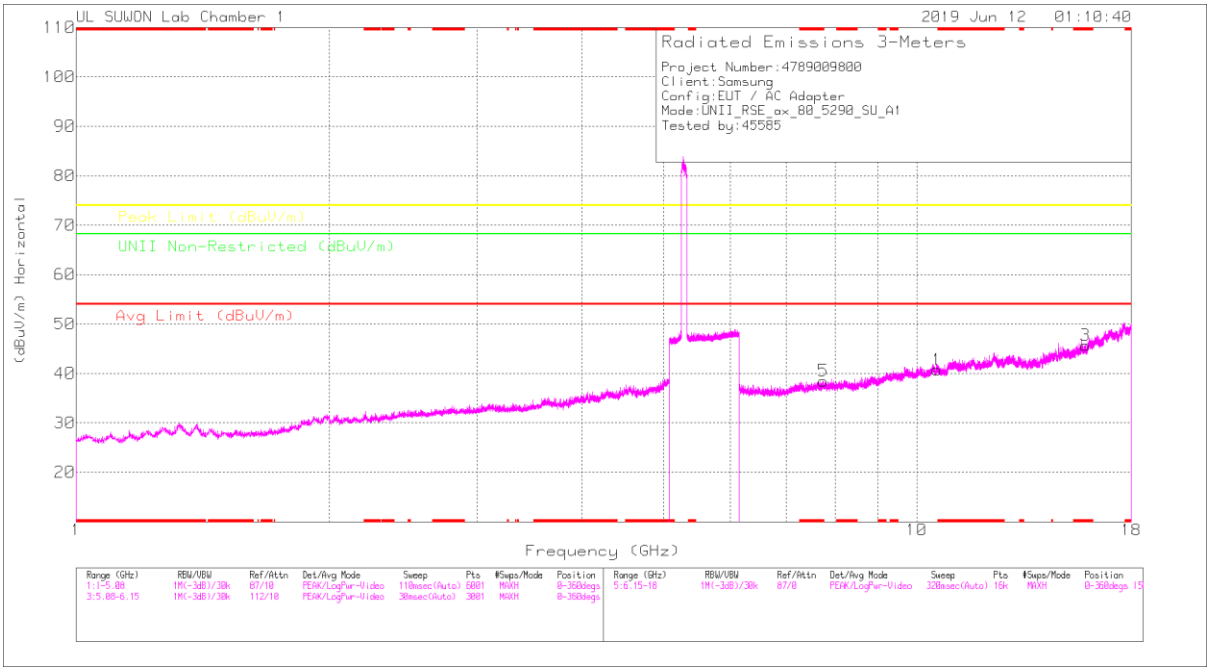

MID CHANNEL VERTICAL

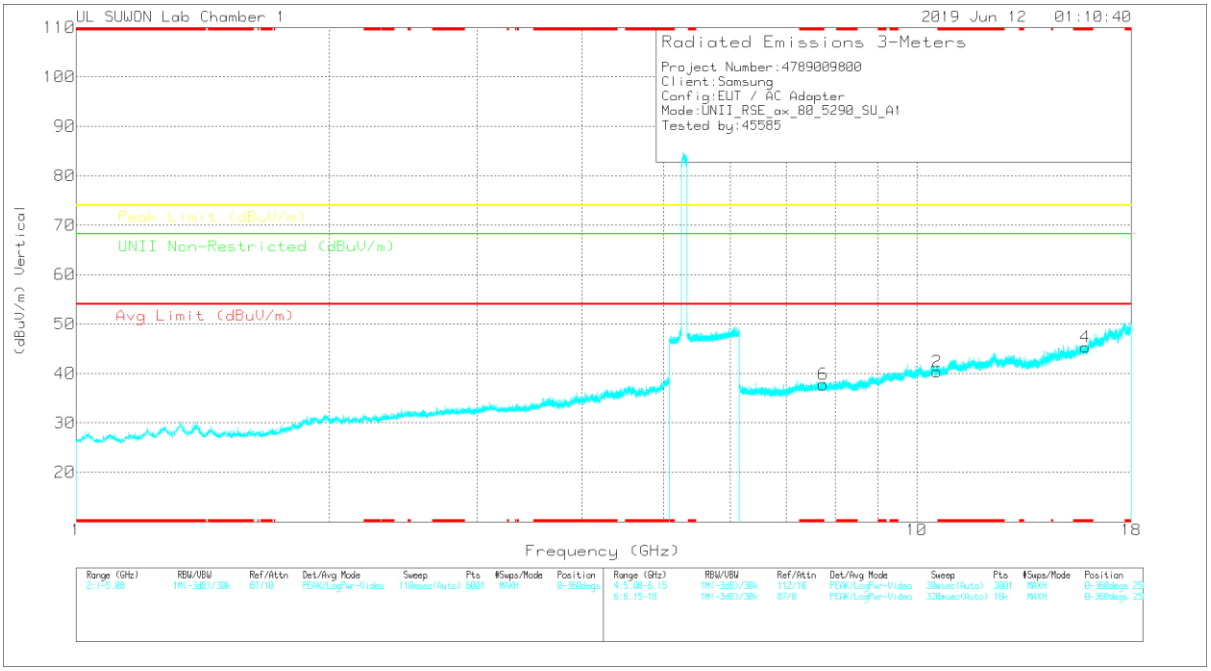

Note: Emission was scanned up to 40GHz; No emissions were detected above the noise floor which was at least 20dB below the specification limit.

UL Korea, Ltd. Confidential
This report shall not be reproduced except in full, without the written approval of UL Korea, Ltd.

MID CHANNEL DATA

Trace Markers

Marker	Frequency (GHz)	Meter Reading (dBuV)	Det	3117_00168717	6GHz_HP[dB]	DC Corr (dB)	Corrected Reading (dBuV/m)	Avg Limit (dBuV/m)	Margin (dB)	Peak Limit (dBuV/m)	Margin (dB)	UNII Non-Restricted (dBuV/m)	Margin (dB)	Azimuth (Degs)	Height (cm)	Polarity
1	10.57903	25.54	PK	37.8	-22.6	0	40.74	-	-	-	-	68.2	-27.46	0-360	150	H
3	* 15.8701	26.08	PK	40.6	-21	0	45.68	-	-	74	-28.32	-	-	0-360	150	H
5	* 7.74299	29.09	PK	35.9	-26.5	0	38.49	-	-	74	-35.51	-	-	0-360	250	H
2	10.5794	25.15	PK	37.8	-22.6	0	40.35	-	-	-	-	68.2	-27.85	0-360	150	V
4	* 15.87232	25.69	PK	40.6	-21	0	45.29	-	-	74	-28.71	-	-	0-360	150	V
6	* 7.74595	28.37	PK	35.9	-26.5	0	37.77	-	-	74	-36.23	-	-	0-360	150	V

* - indicates frequency in CFR47 Pt 15 / IC RSS-Restricted Band
PK – Peak Detector

Note: Only peak measurement was performed. Because peak measurement result of unwanted emission is less than average limit (54dBuV/m).

UL Korea, Ltd. Confidential
This report shall not be reproduced except in full, without the written approval of UL Korea, Ltd.

HE80 SU mode (ANT_2)

MID CHANNEL HORIZONTAL

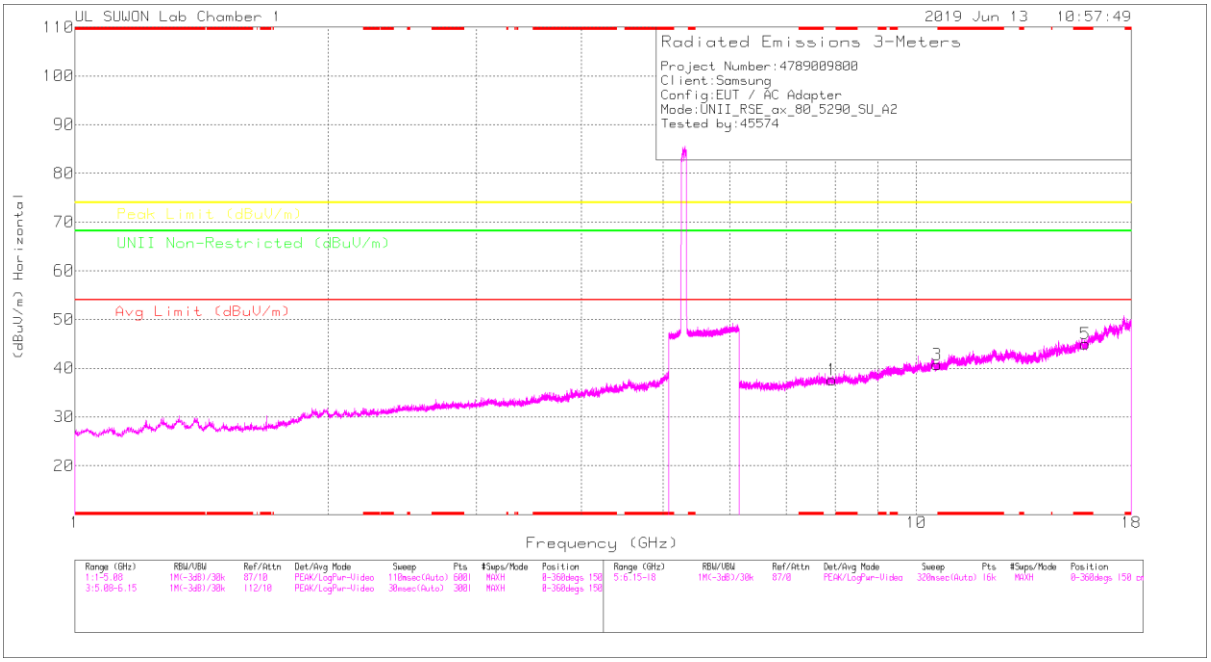

MID CHANNEL VERTICAL

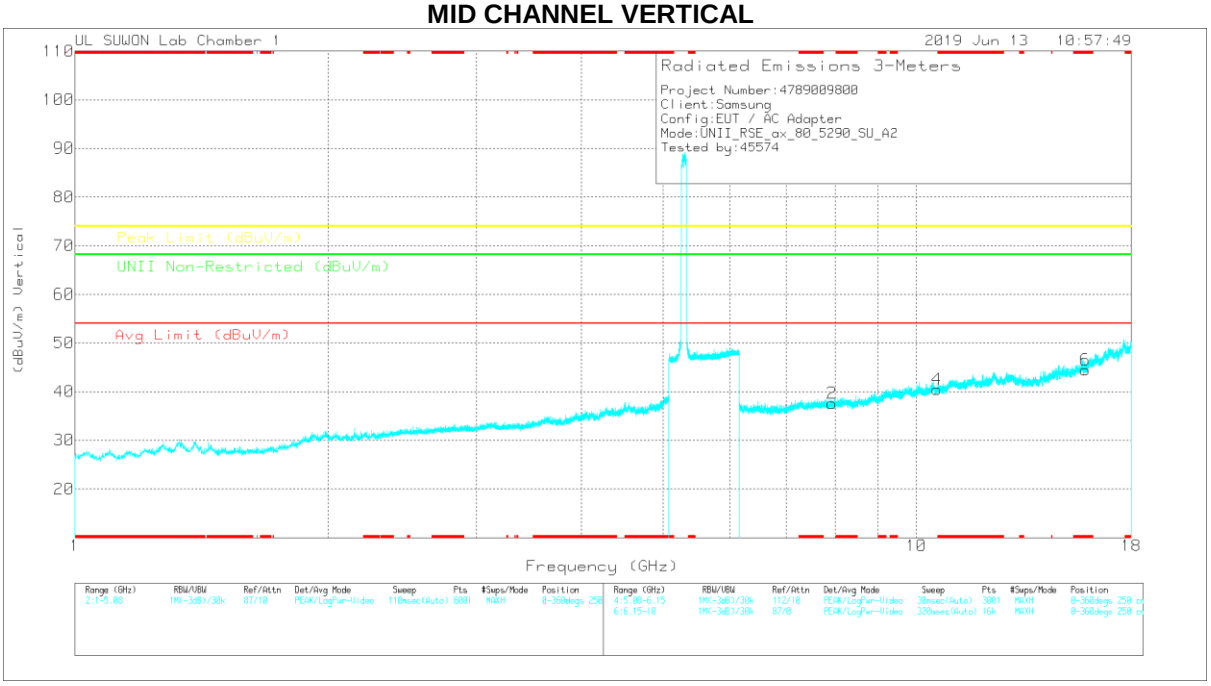

Note: Emission was scanned up to 40GHz; No emissions were detected above the noise floor which was at least 20dB below the specification limit.

UL Korea, Ltd. Confidential
This report shall not be reproduced except in full, without the written approval of UL Korea, Ltd.

MID CHANNEL DATA

Trace Markers

Marker	Frequency (GHz)	Meter Reading (dBuV)	Det	3117_00168717	6GHz_HP[dB]	DC Corr (dB)	Corrected Reading (dBuV/m)	Avg Limit (dBuV/m)	Margin (dB)	Peak Limit (dBuV/m)	Margin (dB)	UNII Non-Restricted (dBuV/m)	Margin (dB)	Azimuth (Degs)	Height (cm)	Polarity
1	7.93776	27.81	PK	36	-26.2	0	37.61	-	-	-	-	68.2	-30.59	0-360	250	H
3	10.5794	25.54	PK	37.8	-22.6	0	40.74	-	-	-	-	68.2	-27.46	0-360	150	H
5	* 15.8701	25.38	PK	40.6	-21	0	44.98	-	-	74	-29.02	-	-	0-360	150	H
2	7.94146	27.85	PK	36	-26.2	0	37.65	-	-	-	-	68.2	-30.55	0-360	150	V
4	10.58237	25.28	PK	37.8	-22.6	0	40.48	-	-	-	-	68.2	-27.72	0-360	250	V
6	* 15.87084	24.85	PK	40.6	-21	0	44.45	-	-	74	-29.55	-	-	0-360	250	V

* - indicates frequency in CFR47 Pt 15 / IC RSS-Restricted Band

PK – Peak Detector

Note: Only peak measurement was performed. Because peak measurement result of unwanted emission is less than average limit (54dBuV/m).

UL Korea, Ltd. Suwon Laboratory FORM ID: FCC_15E
218 Maeyeong-ro, Yeongtong-gu, Suwon-si, Gyeonggi-do, 16675 Korea TEL: (031) 337-9902,FAX: (031) 213-5433

UL Korea, Ltd. Confidential
This report shall not be reproduced except in full, without the written approval of UL Korea, Ltd.

HE20 RU mode (ANT_1 / 26T / Low: 4, Mid: 4, High: 4)

LOW CHANNEL HORIZONTAL

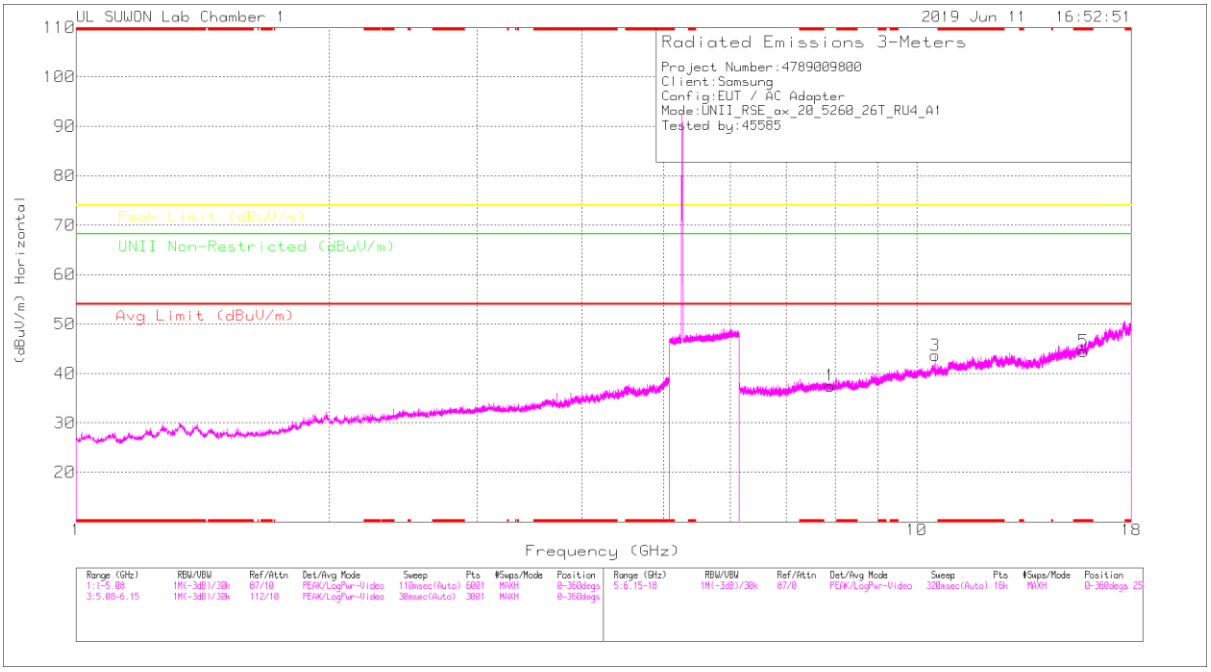

LOW CHANNEL VERTICAL

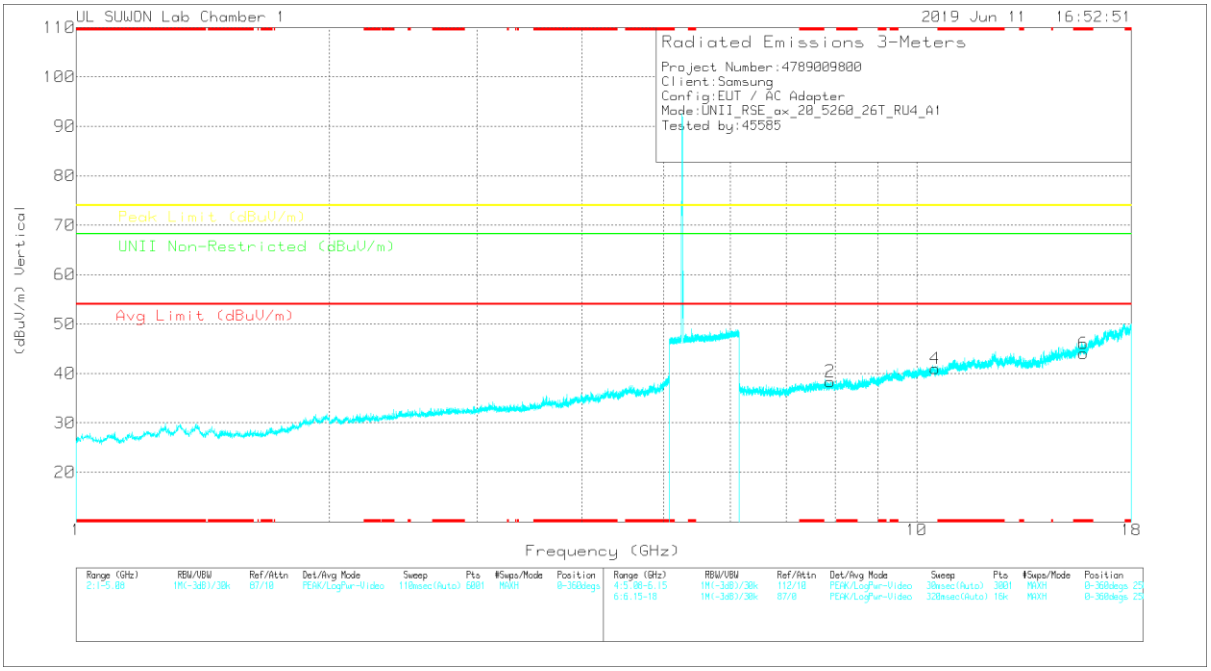

Note: Emission was scanned up to 40GHz; No emissions were detected above the noise floor which was at least 20dB below the specification limit.

UL Korea, Ltd. Confidential
This report shall not be reproduced except in full, without the written approval of UL Korea, Ltd.

LOW CHANNEL DATA

Trace Markers

Marker	Frequency (GHz)	Meter Reading (dBuV)	Det	3117_00168717	6GHz_HP[dB]	DC Corr (dB)	Corrected Reading (dBuV/m)	Avg Limit (dBuV/m)	Margin (dB)	Peak Limit (dBuV/m)	Margin (dB)	UNII Non-Restricted (dBuV/m)	Margin (dB)	Azimuth (Degs)	Height (cm)	Polarity
1	7.88962	27.99	PK	36	-26.5	0	37.49	-	-	-	-	68.2	-30.71	0-360	250	H
3	10.51942	28.58	PK	37.7	-22.6	0	43.68	-	-	-	-	68.2	-24.52	0-360	250	H
5	* 15.78049	25.21	PK	40.5	-21.2	0	44.51	-	-	74	-29.49	-	-	0-360	150	H
2	7.8911	28.87	PK	36	-26.5	0	38.37	-	-	-	-	68.2	-29.83	0-360	150	V
4	10.51942	25.88	PK	37.7	-22.6	0	40.98	-	-	-	-	68.2	-27.22	0-360	150	V
6	* 15.78049	24.76	PK	40.5	-21.2	0	44.06	-	-	74	-29.94	-	-	0-360	250	V

* - indicates frequency in CFR47 Pt 15 / IC RSS-Restricted Band
PK – Peak Detector

Radiated Emissions

Frequency (GHz)	Meter Reading (dBuV)	Det	3117_00168717	6GHz_HP[dB]	DC Corr (dB)	Corrected Reading (dBuV/m)	Avg Limit (dBuV/m)	Margin (dB)	Peak Limit (dBuV/m)	Margin (dB)	UNII Non-Restricted (dBuV/m)	Margin (dB)	Azimuth (Degs)	Height (cm)	Polarity
10.52014	41.11	PK-U	37.7	-22.6	0	56.21	-	-	-	-	68.2	-11.99	142	187	H
10.52024	37.95	PK-U	37.7	-22.6	0	53.05	-	-	-	-	68.2	-15.15	171	174	V

* - indicates frequency in CFR47 Pt 15 / IC RSS-Restricted Band
PK-U - U-NII: Maximum Peak

UL Korea, Ltd. Confidential
This report shall not be reproduced except in full, without the written approval of UL Korea, Ltd.

MID CHANNEL HORIZONTAL

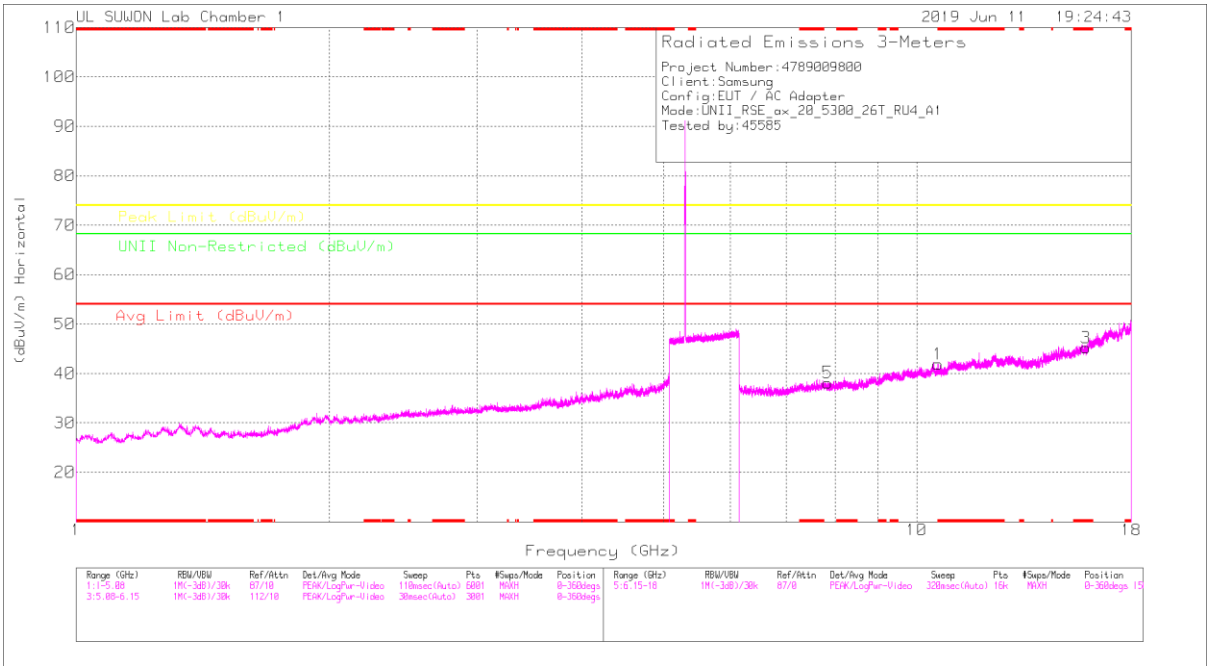

MID CHANNEL VERTICAL

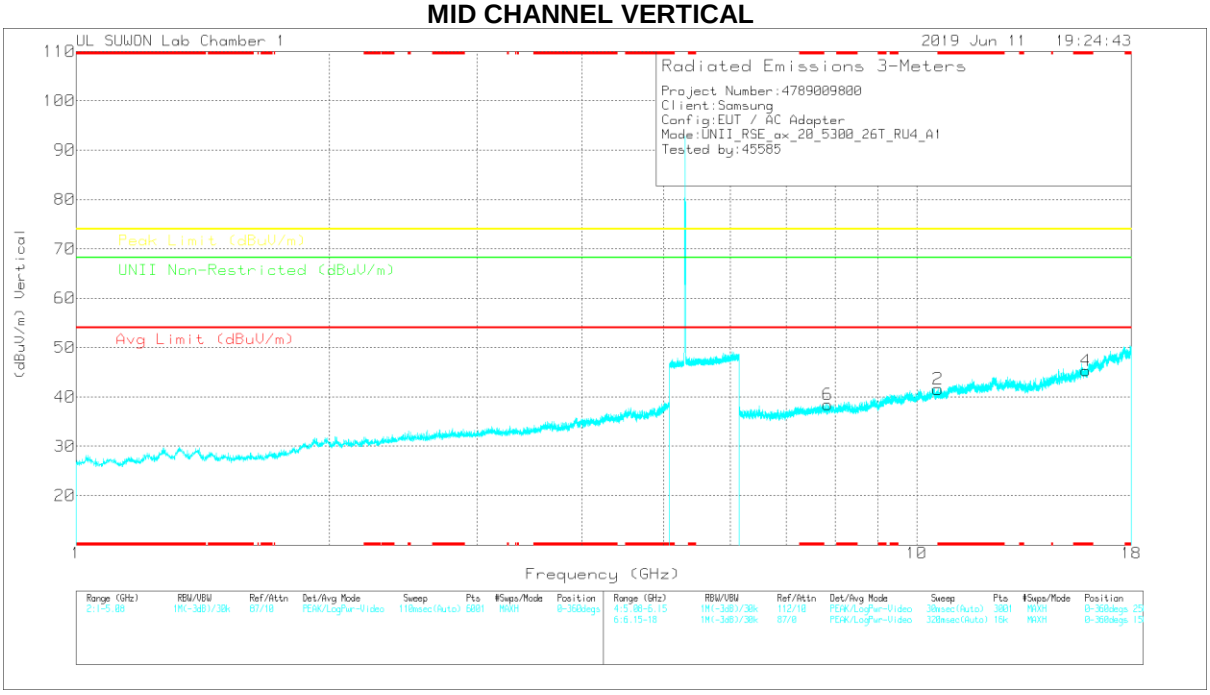

Note: Emission was scanned up to 40GHz; No emissions were detected above the noise floor which was at least 20dB below the specification limit.

UL Korea, Ltd. Confidential
This report shall not be reproduced except in full, without the written approval of UL Korea, Ltd.

MID CHANNEL DATA

Trace Markers

Marker	Frequency (GHz)	Meter Reading (dBuV)	Det	3117_00168717	6GHz_HP[dB]	DC Corr (dB)	Corrected Reading (dBuV/m)	Avg Limit (dBuV/m)	Margin (dB)	Peak Limit (dBuV/m)	Margin (dB)	UNII Non-Restricted (dBuV/m)	Margin (dB)	Azimuth (Degs)	Height (cm)	Polarity
1	* 10.60088	26.37	PK	37.8	-22.3	0	41.87	-	-	74	-32.13	-	-	0-360	250	H
3	* 15.89676	25.68	PK	40.6	-21.1	0	45.18	-	-	74	-28.82	-	-	0-360	150	H
5	7.83482	28.89	PK	35.9	-26.7	0	38.09	-	-	-	-	68.2	-30.11	0-360	250	H
2	* 10.60014	26.08	PK	37.8	-22.3	0	41.58	-	-	74	-32.42	-	-	0-360	150	V
4	* 15.89898	25.93	PK	40.6	-21.2	0	45.33	-	-	74	-28.67	-	-	0-360	150	V
6	7.83926	29.15	PK	35.9	-26.6	0	38.45	-	-	-	-	68.2	-29.75	0-360	150	V

* - indicates frequency in CFR47 Pt 15 / IC RSS-Restricted Band
PK – Peak Detector

Note: Only peak measurement was performed. Because peak measurement result of unwanted emission is less than average limit (54dBuV/m).

UL Korea, Ltd. Confidential
This report shall not be reproduced except in full, without the written approval of UL Korea, Ltd.

HIGH CHANNEL HORIZONTAL

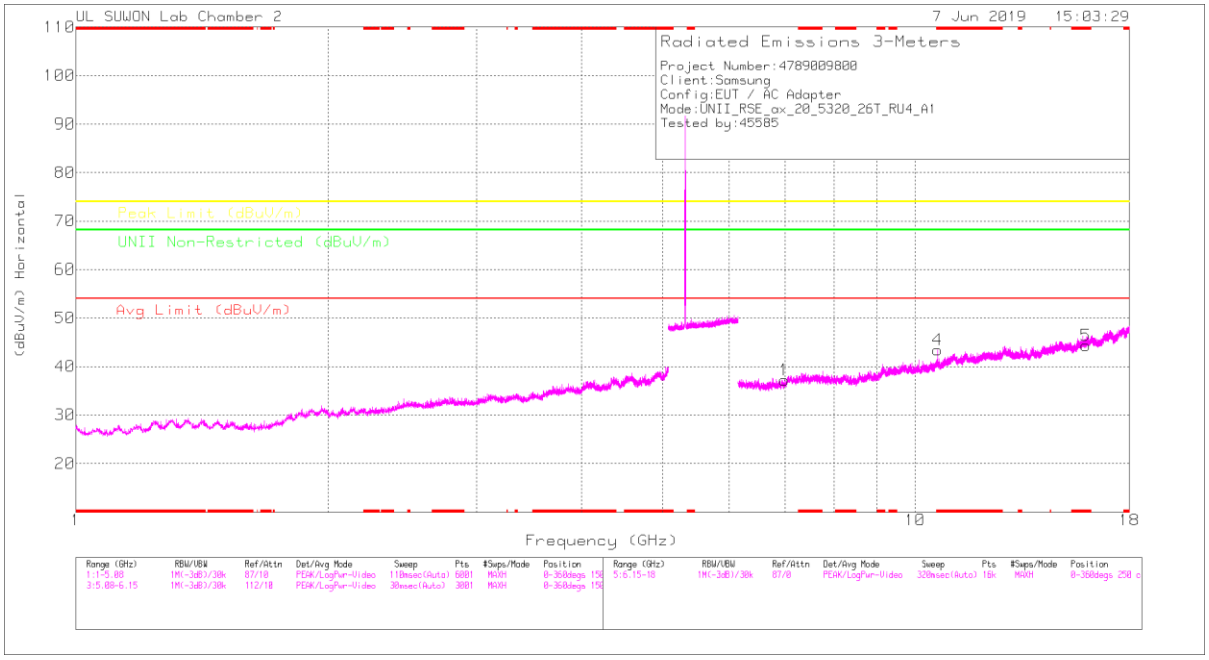

HIGH CHANNEL VERTICAL

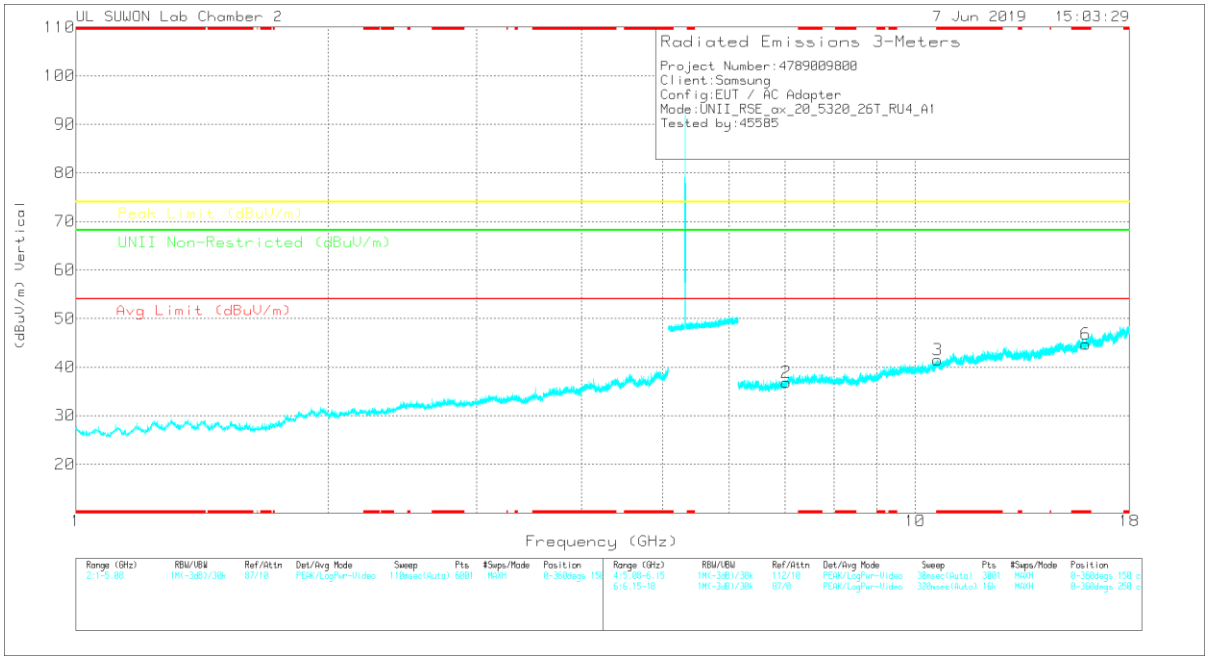

Note: Emission was scanned up to 40GHz; No emissions were detected above the noise floor which was at least 20dB below the specification limit.

UL Korea, Ltd. Confidential
This report shall not be reproduced except in full, without the written approval of UL Korea, Ltd.

HIGH CHANNEL DATA

Trace Markers

Marker	Frequency (GHz)	Meter Reading (dBuV)	Det	3117_00168724	6GHz_HP[dB]	DC Corr (dB)	Corrected Reading (dBuV/m)	Avg Limit (dBuV/m)	Margin (dB)	Peak Limit (dBuV/m)	Margin (dB)	UNII Non-Restricted (dBuV/m)	Margin (dB)	Azimuth (Degs)	Height (cm)	Polarity
1	6.981	27.07	PK	35.8	-25.7	0	37.17	-	-	-	-	68.2	-31.03	0-360	250	H
4	* 10.64	25.24	PK	37.8	-19.6	0	43.44	-	-	74	-30.56	-	-	0-360	250	H
5	* 15.96	23.41	PK	40.5	-19.6	0	44.31	-	-	74	-29.69	-	-	0-360	150	H
2	7.018	26.49	PK	35.8	-25.4	0	36.89	-	-	-	-	68.2	-31.31	0-360	150	V
3	* 10.633	23.29	PK	37.8	-19.6	0	41.49	-	-	74	-32.51	-	-	0-360	150	V
6	* 15.96	23.84	PK	40.5	-19.6	0	44.74	-	-	74	-29.26	-	-	0-360	250	V

* - indicates frequency in CFR47 Pt 15 / IC RSS-Restricted Band
PK – Peak Detector

Radiated Emissions

Frequency (GHz)	Meter Reading (dBuV)	Det	3117_00168724	6GHz_HP[dB]	DC Corr (dB)	Corrected Reading (dBuV/m)	Avg Limit (dBuV/m)	Margin (dB)	Peak Limit (dBuV/m)	Margin (dB)	UNII Non-Restricted (dBuV/m)	Margin (dB)	Azimuth (Degs)	Height (cm)	Polarity
* 10.638	41.74	PK-U	37.8	-19.6	0	59.94	-	-	74	-14.06	-	-	145	178	H
* 10.64	24.78	ADR	37.8	-19.6	0	42.98	54	-11.02	-	-	-	-	145	178	H
* 10.638	37.84	PK-U	37.8	-19.6	0	56.04	-	-	74	-17.96	-	-	178	154	V
* 10.64	22.65	ADR	37.8	-19.6	0	40.85	54	-13.15	-	-	-	-	178	154	V

* - indicates frequency in CFR47 Pt 15 / IC RSS-Restricted Band
PK-U - U-NII: Maximum Peak
ADR - U-NII AD primary method, RMS average

UL Korea, Ltd. Confidential
This report shall not be reproduced except in full, without the written approval of UL Korea, Ltd.

HE20 RU mode (ANT_2 / 26T / Low: 4, Mid: 4, High: 4)

LOW CHANNEL HORIZONTAL

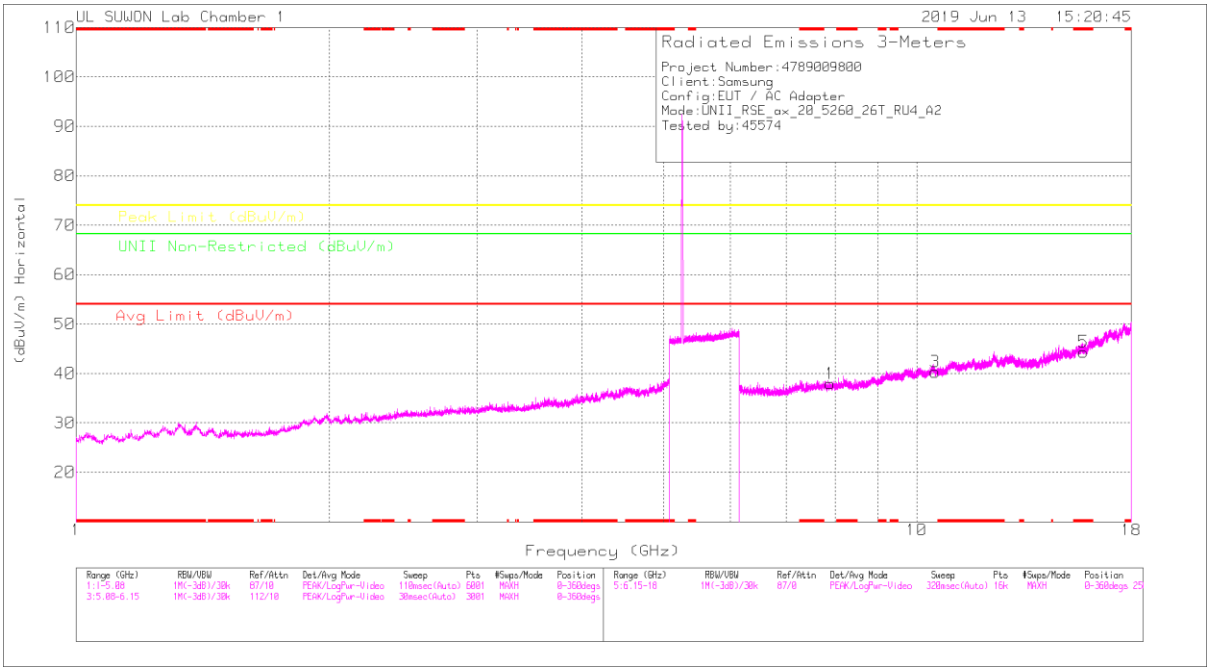

LOW CHANNEL VERTICAL

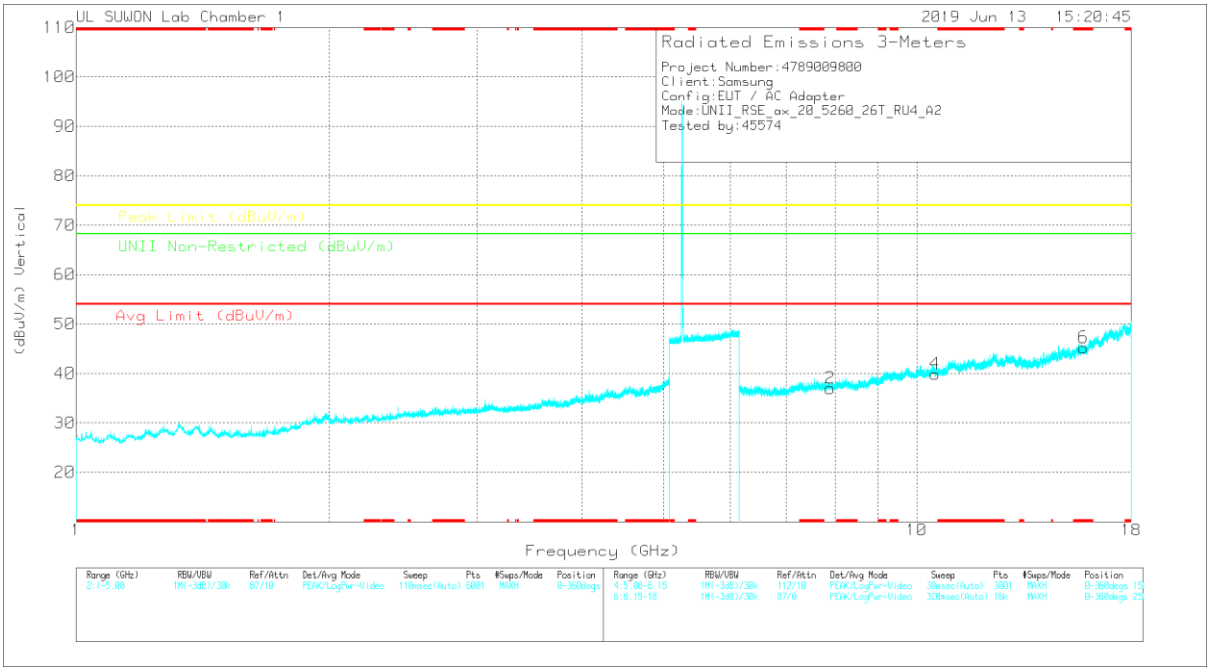

Note: Emission was scanned up to 40GHz; No emissions were detected above the noise floor which was at least 20dB below the specification limit.

UL Korea, Ltd. Confidential
This report shall not be reproduced except in full, without the written approval of UL Korea, Ltd.

LOW CHANNEL DATA

Trace Markers

Marker	Frequency (GHz)	Meter Reading (dBuV)	Det	3117_00168717	6GHz_HP[dB]	DC Corr (dB)	Corrected Reading (dBuV/m)	Avg Limit (dBuV/m)	Margin (dB)	Peak Limit (dBuV/m)	Margin (dB)	UNII Non-Restricted (dBuV/m)	Margin (dB)	Azimuth (Degs)	Height (cm)	Polarity
1	7.89036	28.42	PK	36	-26.5	0	37.92	-	-	-	-	68.2	-30.28	0-360	250	H
3	10.52164	25.32	PK	37.7	-22.7	0	40.32	-	-	-	-	68.2	-27.88	0-360	250	H
5	* 15.78049	25.02	PK	40.5	-21.2	0	44.32	-	-	74	-29.68	-	-	0-360	250	H
2	7.88962	27.51	PK	36	-26.5	0	37.01	-	-	-	-	68.2	-31.19	0-360	150	V
4	10.52164	24.9	PK	37.7	-22.7	0	39.9	-	-	-	-	68.2	-28.3	0-360	250	V
6	* 15.78049	25.95	PK	40.5	-21.2	0	45.25	-	-	74	-28.75	-	-	0-360	150	V

* - indicates frequency in CFR47 Pt 15 / IC RSS-Restricted Band
PK – Peak Detector

Note: Only peak measurement was performed. Because peak measurement result of unwanted emission is less than average limit (54dBuV/m).

UL Korea, Ltd. Suwon Laboratory FORM ID: FCC_15E
218 Maeyeong-ro, Yeongtong-gu, Suwon-si, Gyeonggi-do, 16675 Korea TEL: (031) 337-9902,FAX: (031) 213-5433
UL Korea, Ltd. Confidential
This report shall not be reproduced except in full, without the written approval of UL Korea, Ltd.

MID CHANNEL HORIZONTAL

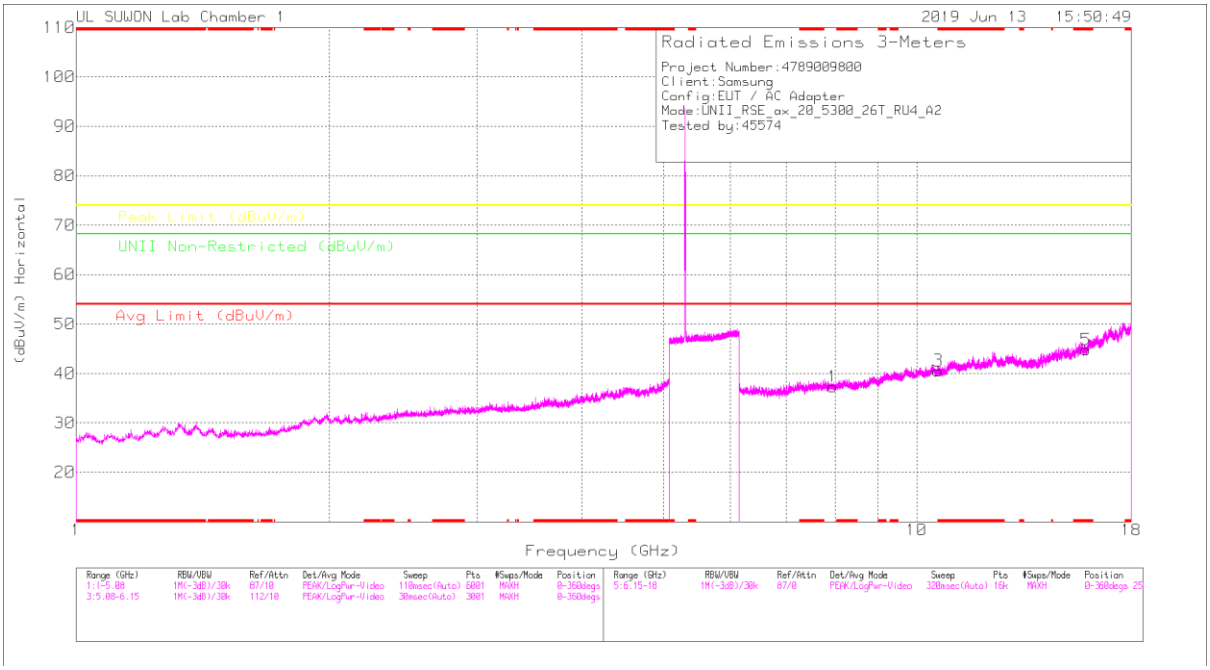

MID CHANNEL VERTICAL

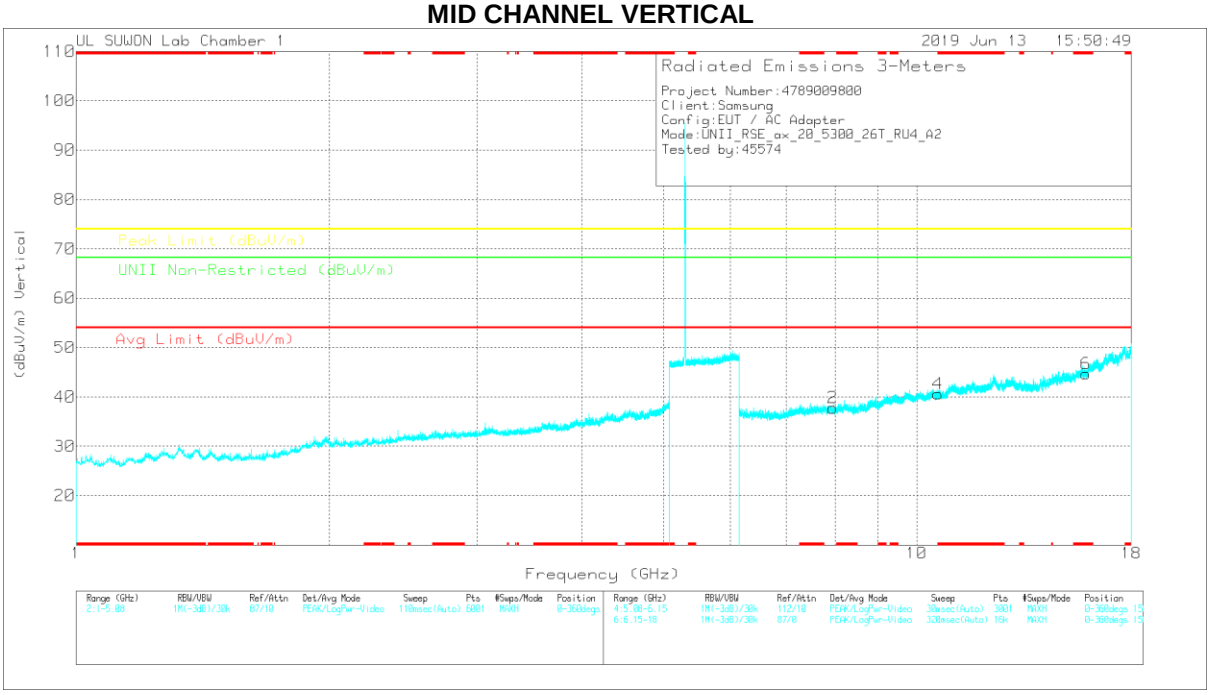

Note: Emission was scanned up to 40GHz; No emissions were detected above the noise floor which was at least 20dB below the specification limit.

UL Korea, Ltd. Suwon Laboratory FORM ID: FCC_15E
218 Maeyeong-ro, Yeongtong-gu, Suwon-si, Gyeonggi-do, 16675 Korea TEL: (031) 337-9902,FAX: (031) 213-5433
UL Korea, Ltd. Confidential
This report shall not be reproduced except in full, without the written approval of UL Korea, Ltd.

MID CHANNEL DATA

Trace Markers

Marker	Frequency (GHz)	Meter Reading (dBuV)	Det	3117_00168717	6GHz_HP[dB]	DC Corr (dB)	Corrected Reading (dBuV/m)	Avg Limit (dBuV/m)	Margin (dB)	Peak Limit (dBuV/m)	Margin (dB)	UNII Non-Restricted (dBuV/m)	Margin (dB)	Azimuth (Degs)	Height (cm)	Polarity
1	7.95035	27.5	PK	36	-26.2	0	37.3	-	-	-	-	68.2	-30.9	0-360	250	H
3	* 10.60236	25.02	PK	37.8	-22.3	0	40.52	-	-	74	-33.48	-	-	0-360	150	H
5	* 15.90046	25.29	PK	40.6	-21.1	0	44.79	-	-	74	-29.21	-	-	0-360	250	H
2	7.95035	27.97	PK	36	-26.2	0	37.77	-	-	-	-	68.2	-30.43	0-360	250	V
4	* 10.60236	25.11	PK	37.8	-22.3	0	40.61	-	-	74	-33.39	-	-	0-360	150	V
6	* 15.90046	25.16	PK	40.6	-21.1	0	44.66	-	-	74	-29.34	-	-	0-360	250	V

* - indicates frequency in CFR47 Pt 15 / IC RSS-Restricted Band
PK – Peak Detector

Note: Only peak measurement was performed. Because peak measurement result of unwanted emission is less than average limit (54dBuV/m).

UL Korea, Ltd. Confidential
This report shall not be reproduced except in full, without the written approval of UL Korea, Ltd.

HIGH CHANNEL HORIZONTAL

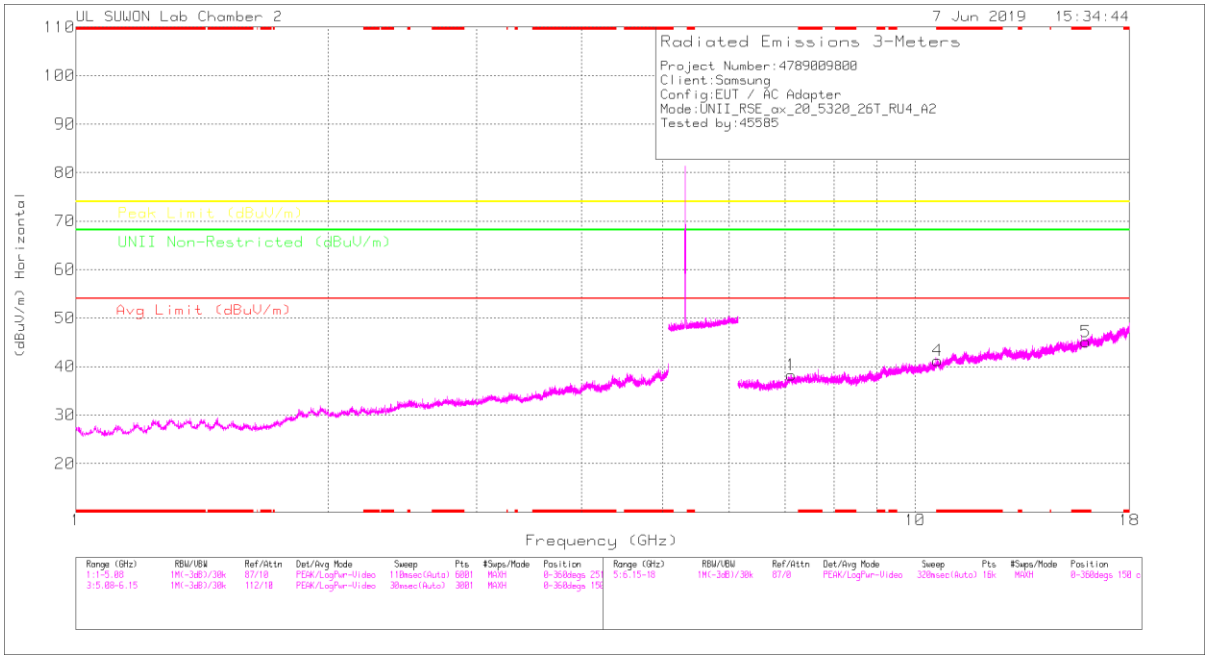

HIGH CHANNEL VERTICAL

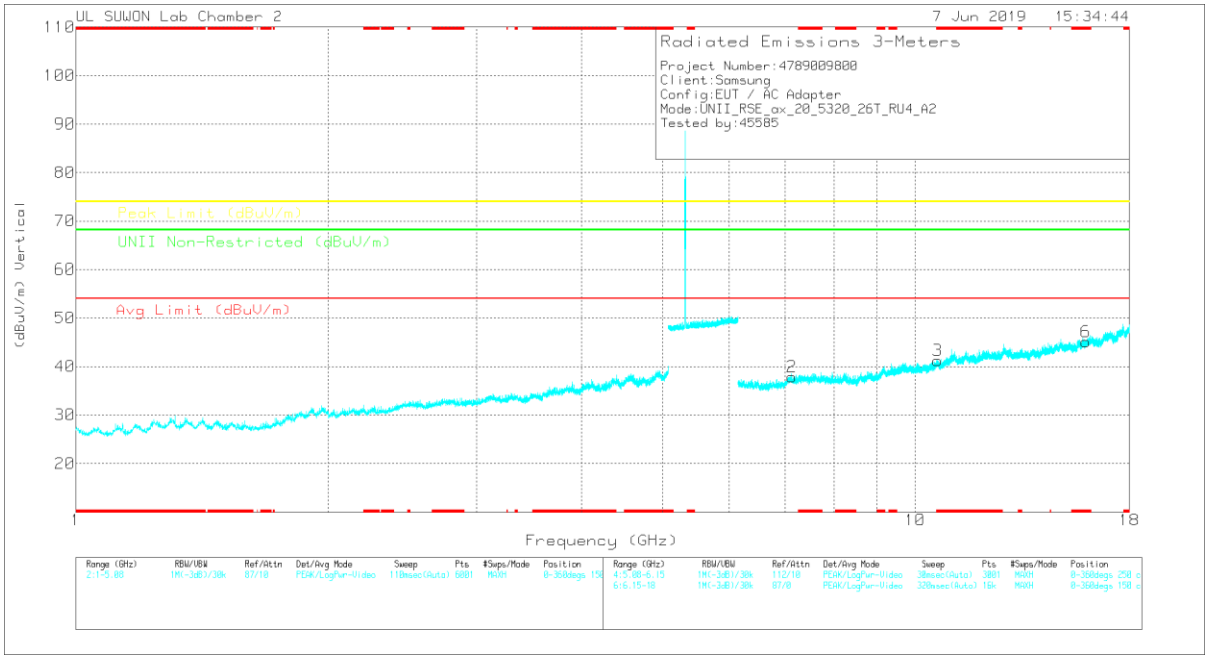

Note: Emission was scanned up to 40GHz; No emissions were detected above the noise floor which was at least 20dB below the specification limit.

UL Korea, Ltd. Confidential
This report shall not be reproduced except in full, without the written approval of UL Korea, Ltd.

HIGH CHANNEL DATA

Trace Markers

Marker	Frequency (GHz)	Meter Reading (dBuV)	Det	3117_00168724	6GHz_HP[dB]	DC Corr (dB)	Corrected Reading (dBuV/m)	Avg Limit (dBuV/m)	Margin (dB)	Peak Limit (dBuV/m)	Margin (dB)	UNII Non-Restricted (dBuV/m)	Margin (dB)	Azimuth (Degs)	Height (cm)	Polarity
1	7.114	26.08	PK	36	-23.8	0	38.28	-	-	-	-	68.2	-29.92	0-360	250	H
4	* 10.642	23.12	PK	37.8	-19.7	0	41.22	-	-	74	-32.78	-	-	0-360	150	H
5	* 15.96	24.17	PK	40.5	-19.6	0	45.07	-	-	74	-28.93	-	-	0-360	250	H
2	7.13	25.78	PK	36	-23.9	0	37.88	-	-	-	-	68.2	-30.32	0-360	250	V
3	* 10.64	22.99	PK	37.8	-19.6	0	41.19	-	-	74	-32.81	-	-	0-360	150	V
6	* 15.96	24.18	PK	40.5	-19.6	0	45.08	-	-	74	-28.92	-	-	0-360	250	V

* - indicates frequency in CFR47 Pt 15 / IC RSS-Restricted Band
PK – Peak Detector

Note: Only peak measurement was performed. Because peak measurement result of unwanted emission is less than average limit (54dBuV/m).

UL Korea, Ltd. Suwon Laboratory FORM ID: FCC_15E
218 Maeyeong-ro, Yeongtong-gu, Suwon-si, Gyeonggi-do, 16675 Korea TEL: (031) 337-9902,FAX: (031) 213-5433
UL Korea, Ltd. Confidential
This report shall not be reproduced except in full, without the written approval of UL Korea, Ltd.

HE40 RU mode (ANT_1 / 26T / Low: 9, High: 0)

LOW CHANNEL HORIZONTAL

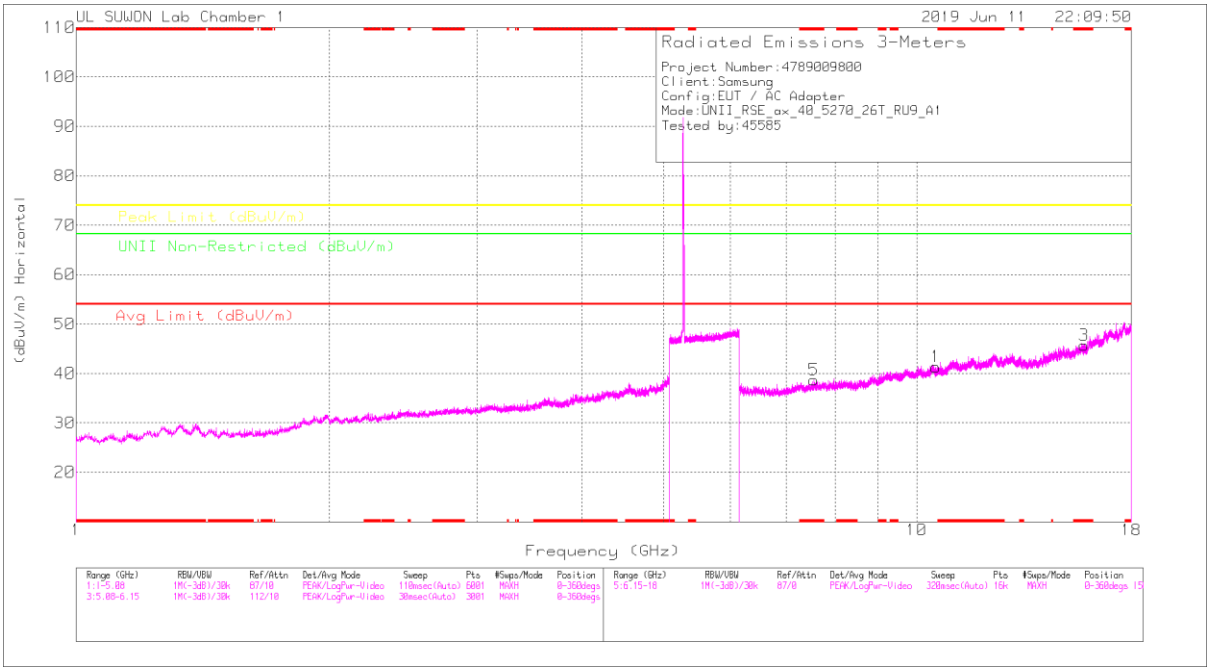

LOW CHANNEL VERTICAL

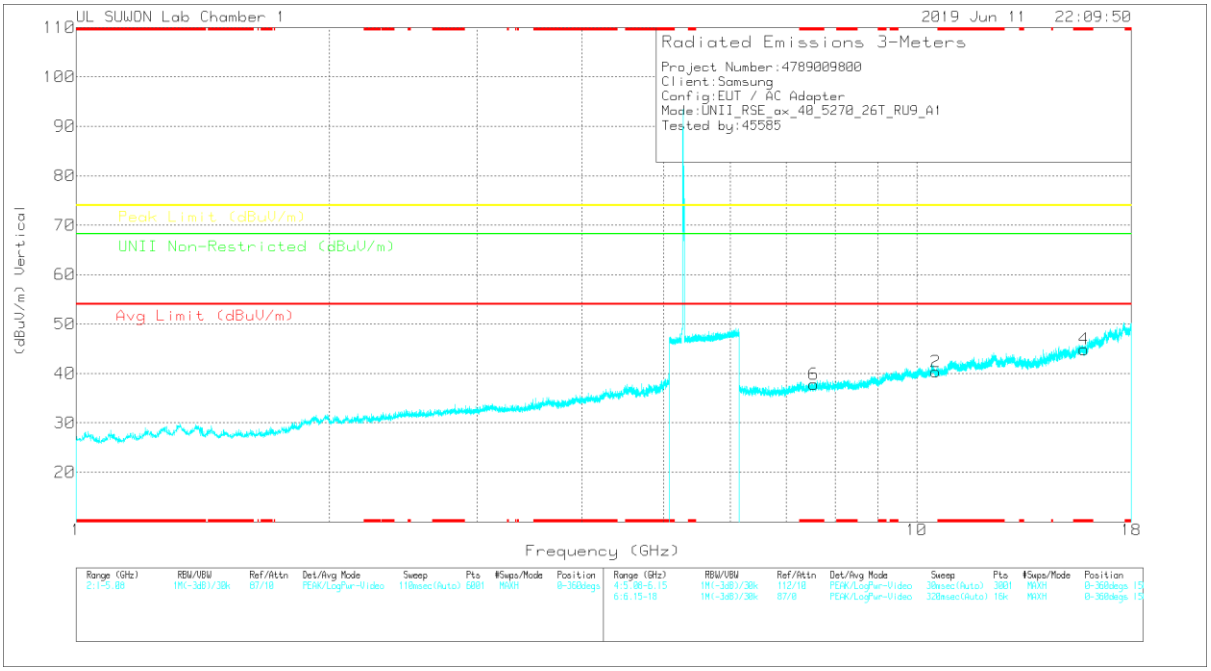

Note: Emission was scanned up to 40GHz; No emissions were detected above the noise floor which was at least 20dB below the specification limit.

UL Korea, Ltd. Confidential
This report shall not be reproduced except in full, without the written approval of UL Korea, Ltd.

LOW CHANNEL DATA

Trace Markers

Marker	Frequency (GHz)	Meter Reading (dBuV)	Det	3117_00168717	6GHz_HP[dB]	DC Corr (dB)	Corrected Reading (dBuV/m)	Avg Limit (dBuV/m)	Margin (dB)	Peak Limit (dBuV/m)	Margin (dB)	UNII Non-Restricted (dBuV/m)	Margin (dB)	Azimuth (Degs)	Height (cm)	Polarity
1	10.54237	26.32	PK	37.8	-22.8	0	41.32	-	-	-	-	68.2	-26.88	0-360	250	H
3	* 15.81159	26.28	PK	40.5	-21.1	0	45.68	-	-	74	-28.32	-	-	0-360	250	H
5	* 7.54969	29.39	PK	35.8	-26.5	0	38.69	-	-	74	-35.31	-	-	0-360	250	H
2	10.54386	25.34	PK	37.8	-22.8	0	40.34	-	-	-	-	68.2	-27.86	0-360	250	V
4	* 15.80937	25.49	PK	40.5	-21.1	0	44.89	-	-	74	-29.11	-	-	0-360	250	V
6	* 7.55044	28.52	PK	35.8	-26.5	0	37.82	-	-	74	-36.18	-	-	0-360	150	V

* - indicates frequency in CFR47 Pt 15 / IC RSS-Restricted Band
PK – Peak Detector

Note: Only peak measurement was performed. Because peak measurement result of unwanted emission is less than average limit (54dBuV/m).

UL Korea, Ltd. Suwon Laboratory FORM ID: FCC_15E
218 Maeyeong-ro, Yeongtong-gu, Suwon-si, Gyeonggi-do, 16675 Korea TEL: (031) 337-9902,FAX: (031) 213-5433
UL Korea, Ltd. Confidential
This report shall not be reproduced except in full, without the written approval of UL Korea, Ltd.

HIGH CHANNEL HORIZONTAL

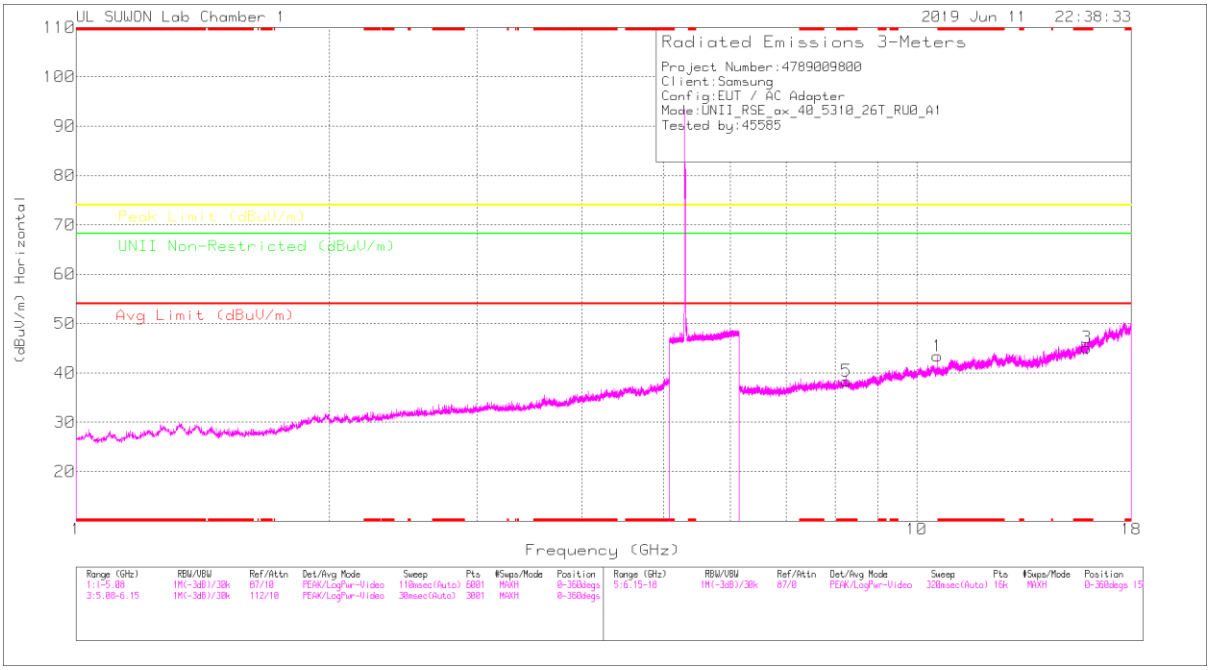

HIGH CHANNEL VERTICAL

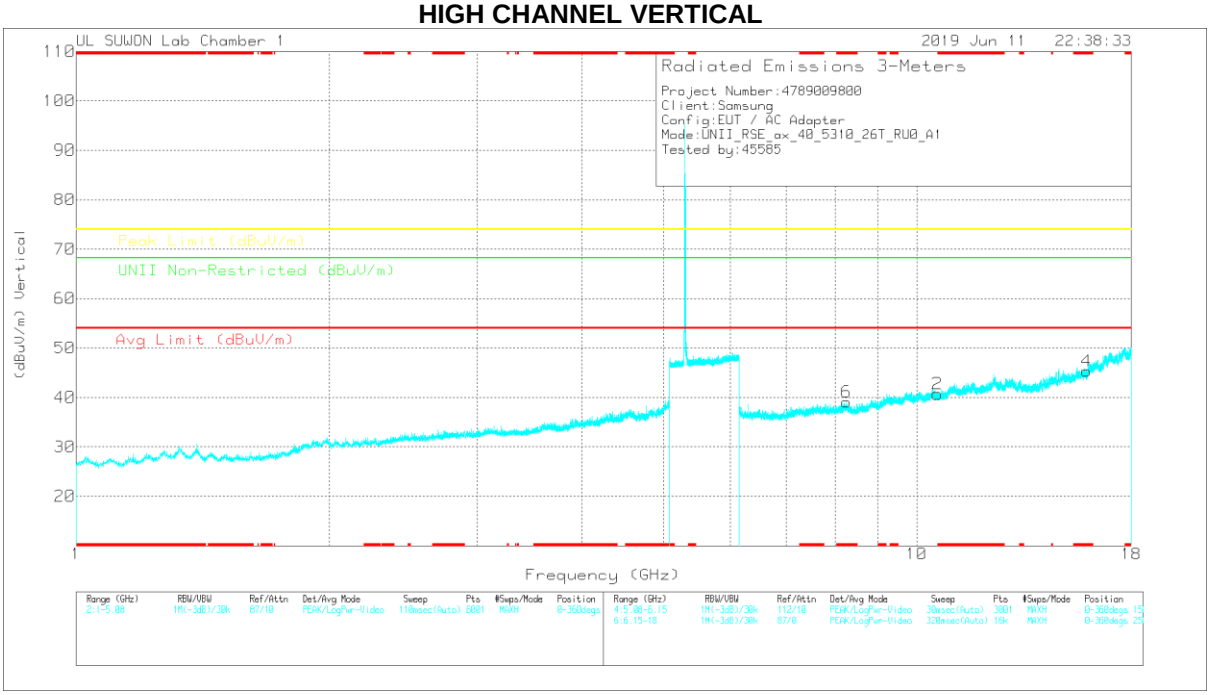

Note: Emission was scanned up to 40GHz; No emissions were detected above the noise floor which was at least 20dB below the specification limit.

UL Korea, Ltd. Confidential
This report shall not be reproduced except in full, without the written approval of UL Korea, Ltd.

HIGH CHANNEL DATA

Trace Markers

Marker	Frequency (GHz)	Meter Reading (dBuV)	Det	3117_00168717	6GHz_HP[dB]	DC Corr (dB)	Corrected Reading (dBuV/m)	Avg Limit (dBuV/m)	Margin (dB)	Peak Limit (dBuV/m)	Margin (dB)	UNII Non-Restricted (dBuV/m)	Margin (dB)	Azimuth (Degs)	Height (cm)	Polarity
1	10.58385	28.12	PK	37.8	-22.5	0	43.42	-	-	-	-	68.2	-24.78	0-360	250	H
3	* 15.92861	25.61	PK	40.6	-21.1	0	45.11	-	-	74	-28.89	-	-	0-360	150	H
5	* 8.25102	27.27	PK	36.4	-25.3	0	38.37	-	-	74	-35.63	-	-	0-360	150	H
2	10.58311	25.49	PK	37.8	-22.6	0	40.69	-	-	-	-	68.2	-27.51	0-360	150	V
4	* 15.92638	25.8	PK	40.6	-21.1	0	45.3	-	-	74	-28.7	-	-	0-360	150	V
6	* 8.24732	28.06	PK	36.4	-25.4	0	39.06	-	-	74	-34.94	-	-	0-360	150	V

* - indicates frequency in CFR47 Pt 15 / IC RSS-Restricted Band
PK – Peak Detector

Radiated Emissions

Frequency (GHz)	Meter Reading (dBuV)	Det	3117_00168717	6GHz_HP[dB]	DC Corr (dB)	Corrected Reading (dBuV/m)	Avg Limit (dBuV/m)	Margin (dB)	Peak Limit (dBuV/m)	Margin (dB)	UNII Non-Restricted (dBuV/m)	Margin (dB)	Azimuth (Degs)	Height (cm)	Polarity
10.58355	46.83	PK-U	37.8	-22.6	0	62.03	-	-	-	-	68.2	-6.17	142	238	H
10.58341	42.91	PK-U	37.8	-22.6	0	58.11	-	-	-	-	68.2	-10.09	175	170	V

* - indicates frequency in CFR47 Pt 15 / IC RSS-Restricted Band
PK-U - U-NII: Maximum Peak

UL Korea, Ltd. Confidential
This report shall not be reproduced except in full, without the written approval of UL Korea, Ltd.

HE40 RU mode (ANT_2 / 26T / Low: 0, High: 0)

LOW CHANNEL HORIZONTAL

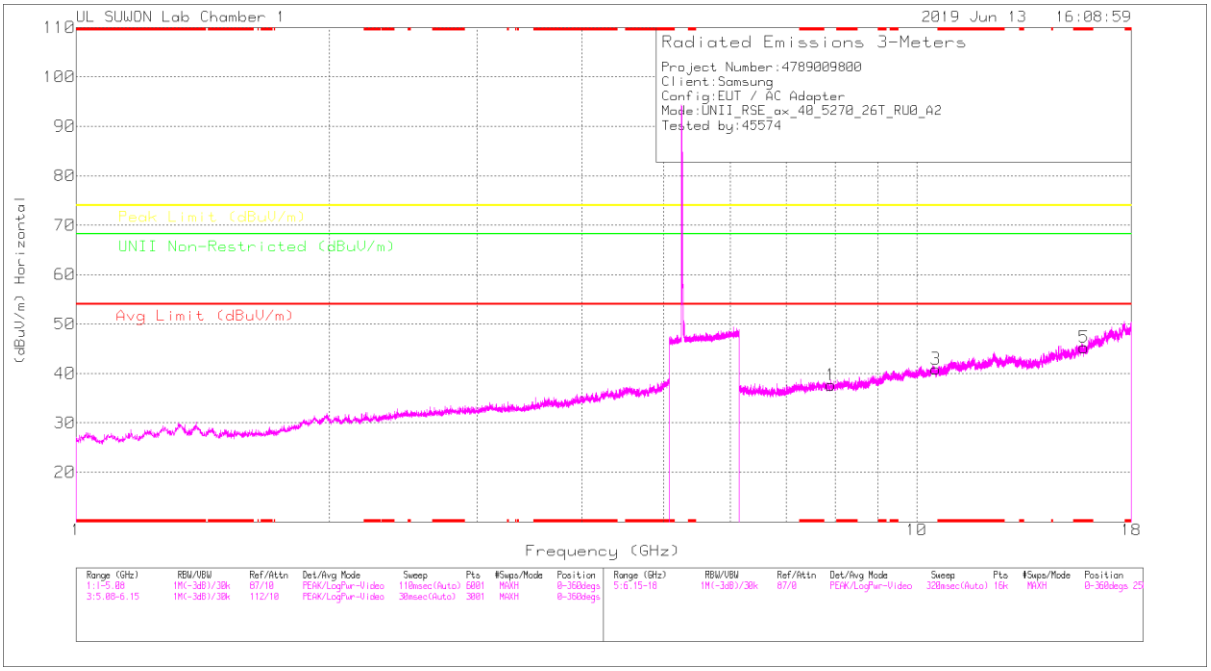

LOW CHANNEL VERTICAL

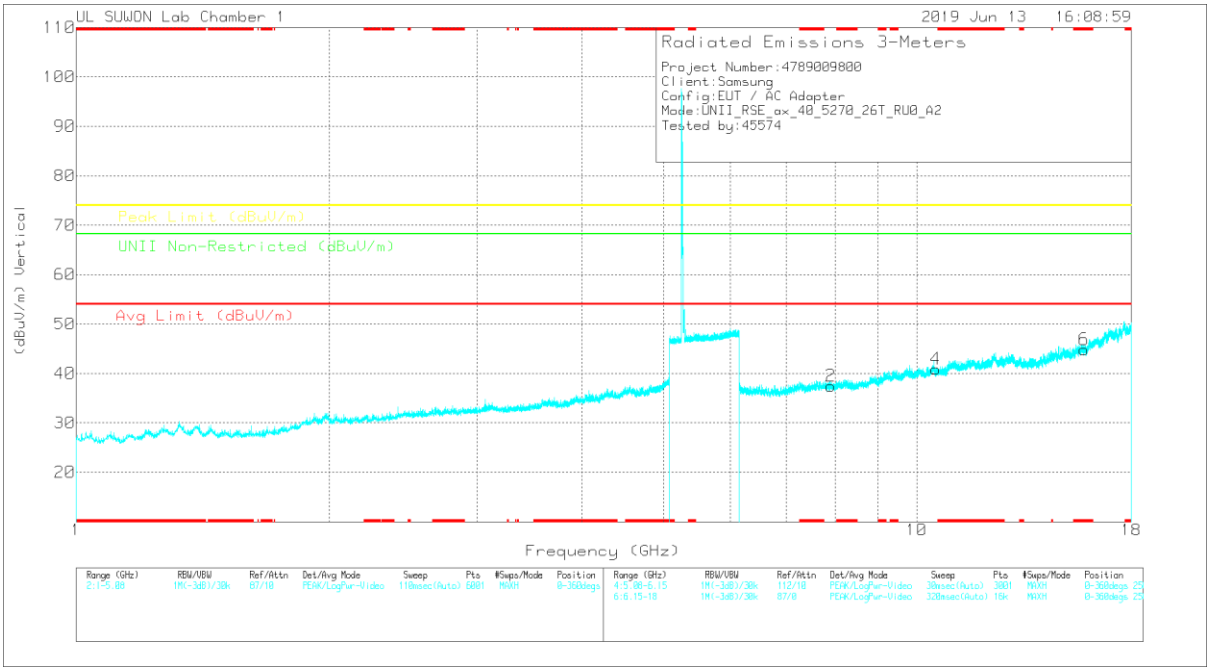

Note: Emission was scanned up to 40GHz; No emissions were detected above the noise floor which was at least 20dB below the specification limit.

UL Korea, Ltd. Confidential
This report shall not be reproduced except in full, without the written approval of UL Korea, Ltd.

LOW CHANNEL DATA

Trace Markers

Marker	Frequency (GHz)	Meter Reading (dBuV)	Det	3117_00168717	6GHz_HP[dB]	DC Corr (dB)	Corrected Reading (dBuV/m)	Avg Limit (dBuV/m)	Margin (dB)	Peak Limit (dBuV/m)	Margin (dB)	UNII Non-Restricted (dBuV/m)	Margin (dB)	Azimuth (Degs)	Height (cm)	Polarity
1	7.90628	28.05	PK	36	-26.4	0	37.65	-	-	-	-	68.2	-30.55	0-360	250	H
3	10.54163	25.89	PK	37.8	-22.8	0	40.89	-	-	-	-	68.2	-27.31	0-360	250	H
5	* 15.81085	25.88	PK	40.5	-21.1	0	45.28	-	-	74	-28.72	-	-	0-360	150	H
2	7.90591	27.88	PK	36	-26.4	0	37.48	-	-	-	-	68.2	-30.72	0-360	150	V
4	10.54163	25.9	PK	37.8	-22.8	0	40.9	-	-	-	-	68.2	-27.3	0-360	250	V
6	* 15.81085	25.45	PK	40.5	-21.1	0	44.85	-	-	74	-29.15	-	-	0-360	250	V

* - indicates frequency in CFR47 Pt 15 / IC RSS-Restricted Band
PK – Peak Detector

Note: Only peak measurement was performed. Because peak measurement result of unwanted emission is less than average limit (54dBuV/m).

UL Korea, Ltd. Confidential
This report shall not be reproduced except in full, without the written approval of UL Korea, Ltd.