HIGH CHANNEL HORIZONTAL

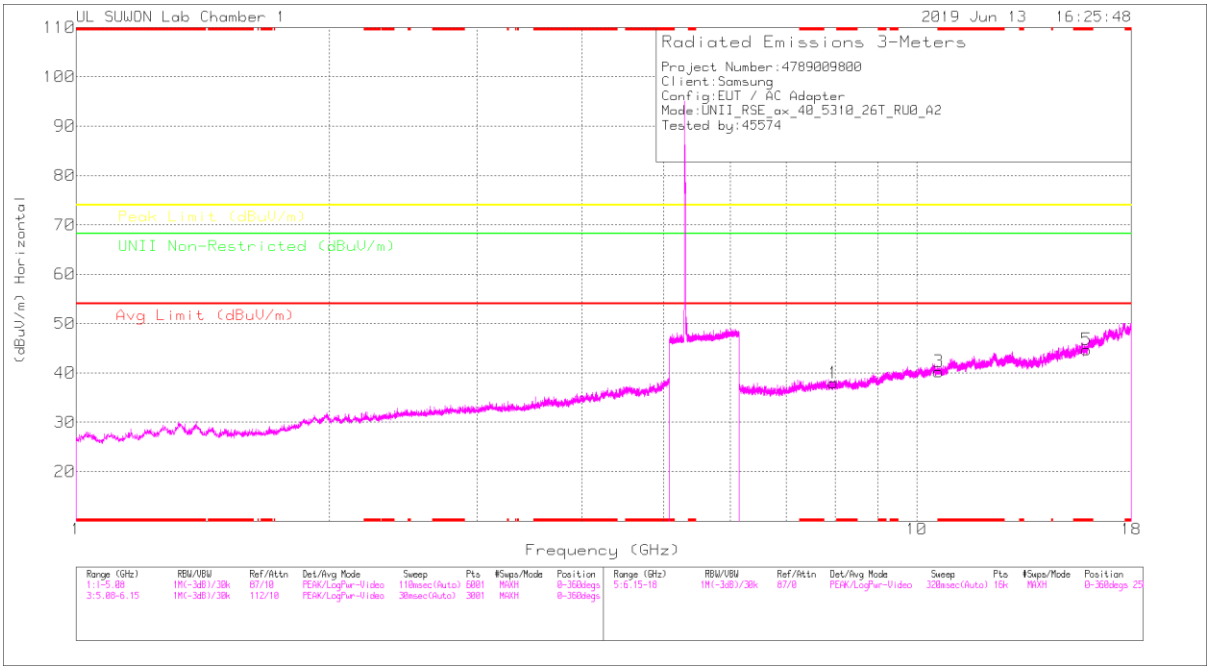

HIGH CHANNEL VERTICAL

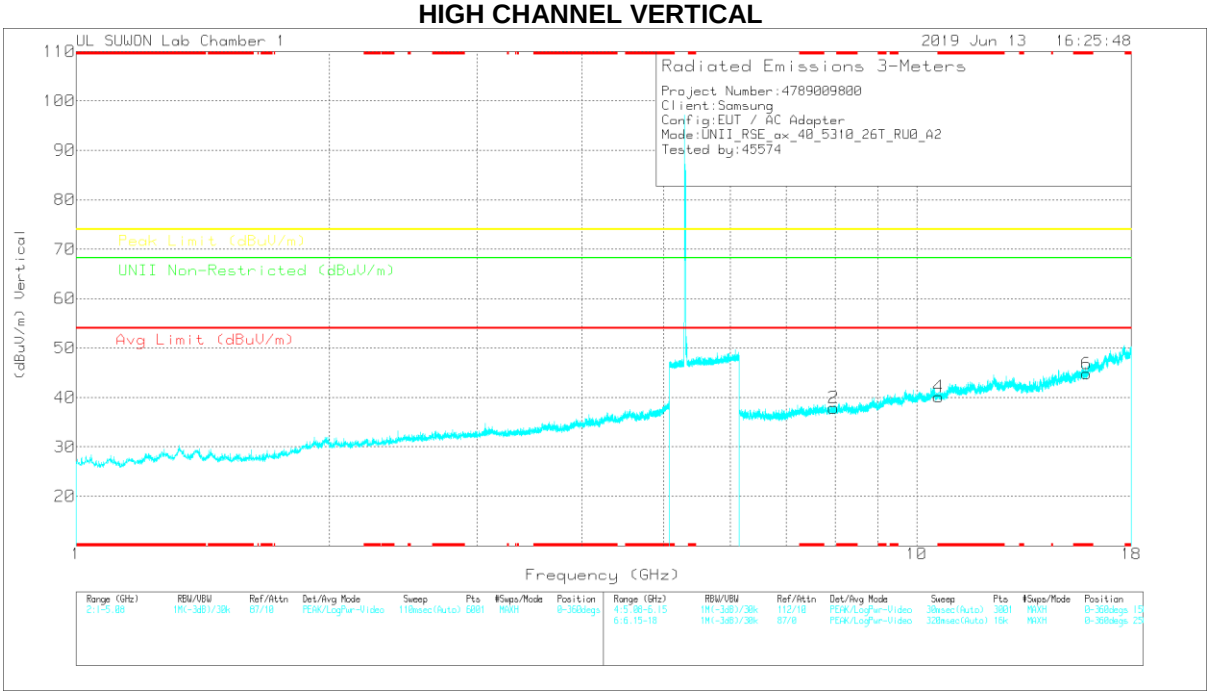

Note: Emission was scanned up to 40GHz; No emissions were detected above the noise floor which was at least 20dB below the specification limit.

UL Korea, Ltd. Confidential
This report shall not be reproduced except in full, without the written approval of UL Korea, Ltd.

HIGH CHANNEL DATA

Trace Markers

Marker	Frequency (GHz)	Meter Reading (dBuV)	Det	3117_00168717	6GHz_HP[dB]	DC Corr (dB)	Corrected Reading (dBuV/m)	Avg Limit (dBuV/m)	Margin (dB)	Peak Limit (dBuV/m)	Margin (dB)	UNII Non-Restricted (dBuV/m)	Margin (dB)	Azimuth (Degs)	Height (cm)	Polarity
1	7.96442	28.16	PK	36	-26.2	0	37.96	-	-	-	-	68.2	-30.24	0-360	150	H
3	* 10.61939	24.67	PK	37.8	-22.2	0	40.27	-	-	74	-33.73	-	-	0-360	250	H
5	* 15.93083	25.12	PK	40.7	-21.1	0	44.72	-	-	74	-29.28	-	-	0-360	250	H
2	7.9659	28.09	PK	36	-26.2	0	37.89	-	-	-	-	68.2	-30.31	0-360	250	V
4	* 10.62088	24.53	PK	37.8	-22.2	0	40.13	-	-	74	-33.87	-	-	0-360	150	V
6	* 15.93157	25.18	PK	40.7	-21.1	0	44.78	-	-	74	-29.22	-	-	0-360	250	V

* - indicates frequency in CFR47 Pt 15 / IC RSS-Restricted Band

PK – Peak Detector

Note: Only peak measurement was performed. Because peak measurement result of unwanted emission is less than average limit (54dBuV/m).

UL Korea, Ltd. Suwon Laboratory FORM ID: FCC_15E
218 Maeyeong-ro, Yeongtong-gu, Suwon-si, Gyeonggi-do, 16675 Korea TEL: (031) 337-9902,FAX: (031) 213-5433

UL Korea, Ltd. Confidential
This report shall not be reproduced except in full, without the written approval of UL Korea, Ltd.

HE80 RU mode (ANT_1 / 26T / Mid: 18)

MID CHANNEL HORIZONTAL

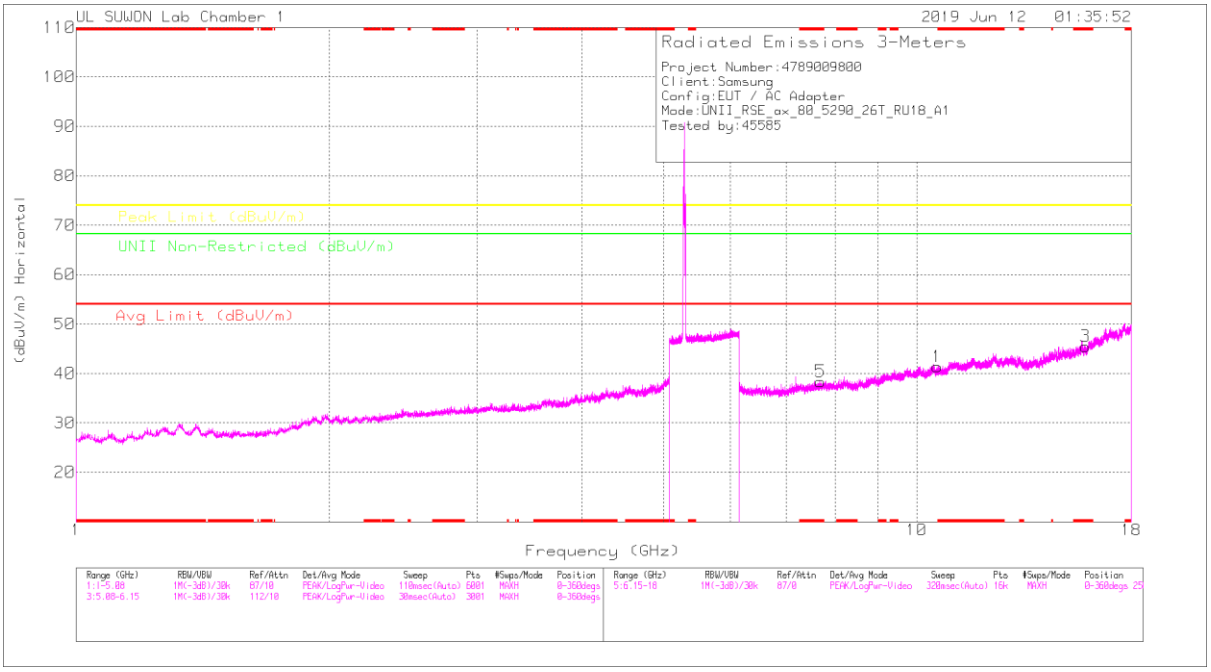

MID CHANNEL VERTICAL

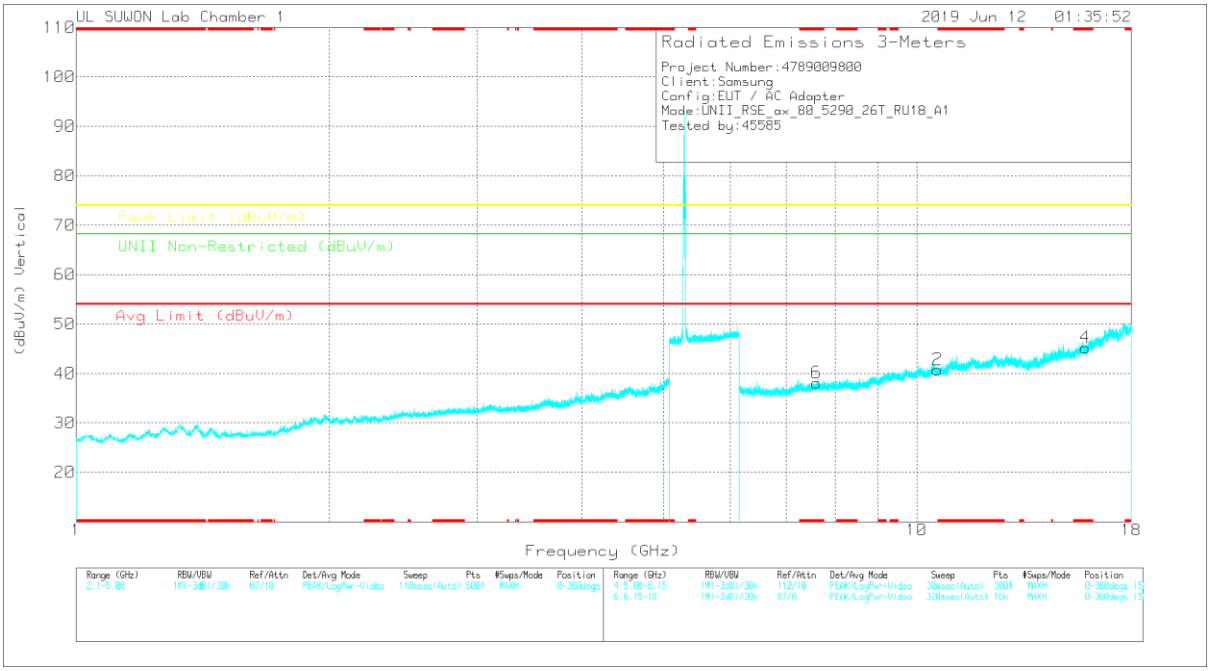

Note: Emission was scanned up to 40GHz; No emissions were detected above the noise floor which was at least 20dB below the specification limit.

UL Korea, Ltd. Confidential
This report shall not be reproduced except in full, without the written approval of UL Korea, Ltd.

MID CHANNEL DATA

Trace Markers

Marker	Frequency (GHz)	Meter Reading (dBuV)	Det	3117_00168717	6GHz_HP[dB]	DC Corr (dB)	Corrected Reading (dBuV/m)	Avg Limit (dBuV/m)	Margin (dB)	Peak Limit (dBuV/m)	Margin (dB)	UNII Non-Restricted (dBuV/m)	Margin (dB)	Azimuth (Degs)	Height (cm)	Polarity
1	10.58088	26.15	PK	37.8	-22.6	0	41.35	-	-	-	-	68.2	-26.85	0-360	250	H
3	* 15.86788	25.9	PK	40.6	-21	0	45.5	-	-	74	-28.5	-	-	0-360	250	H
5	* 7.68374	29.26	PK	35.9	-26.8	0	38.36	-	-	74	-35.64	-	-	0-360	150	H
2	10.58385	25.49	PK	37.8	-22.5	0	40.79	-	-	-	-	68.2	-27.41	0-360	150	V
4	* 15.87306	25.75	PK	40.6	-21.1	0	45.25	-	-	74	-28.75	-	-	0-360	250	V
6	* 7.59857	28.81	PK	35.8	-26.5	0	38.11	-	-	74	-35.89	-	-	0-360	150	V

* - indicates frequency in CFR47 Pt 15 / IC RSS-Restricted Band
PK – Peak Detector

Note: Only peak measurement was performed. Because peak measurement result of unwanted emission is less than average limit (54dBuV/m).

UL Korea, Ltd. Confidential
This report shall not be reproduced except in full, without the written approval of UL Korea, Ltd.

HE80 RU mode (ANT_2 / 26T / Mid: 18)

MID CHANNEL HORIZONTAL

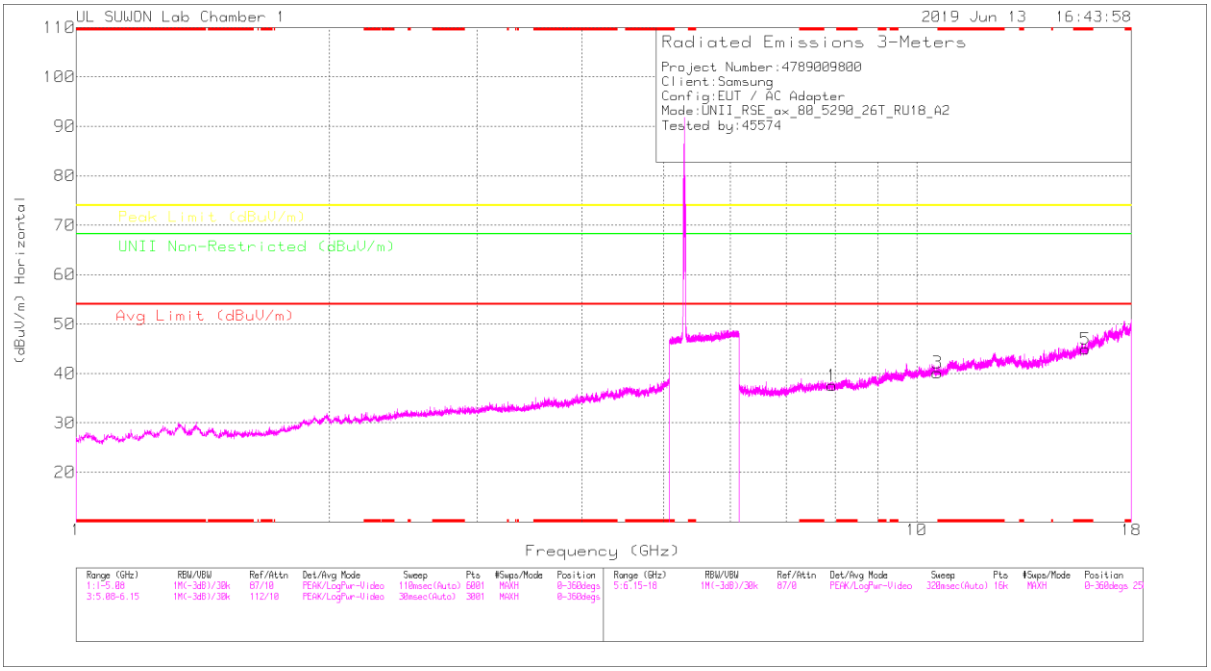

MID CHANNEL VERTICAL

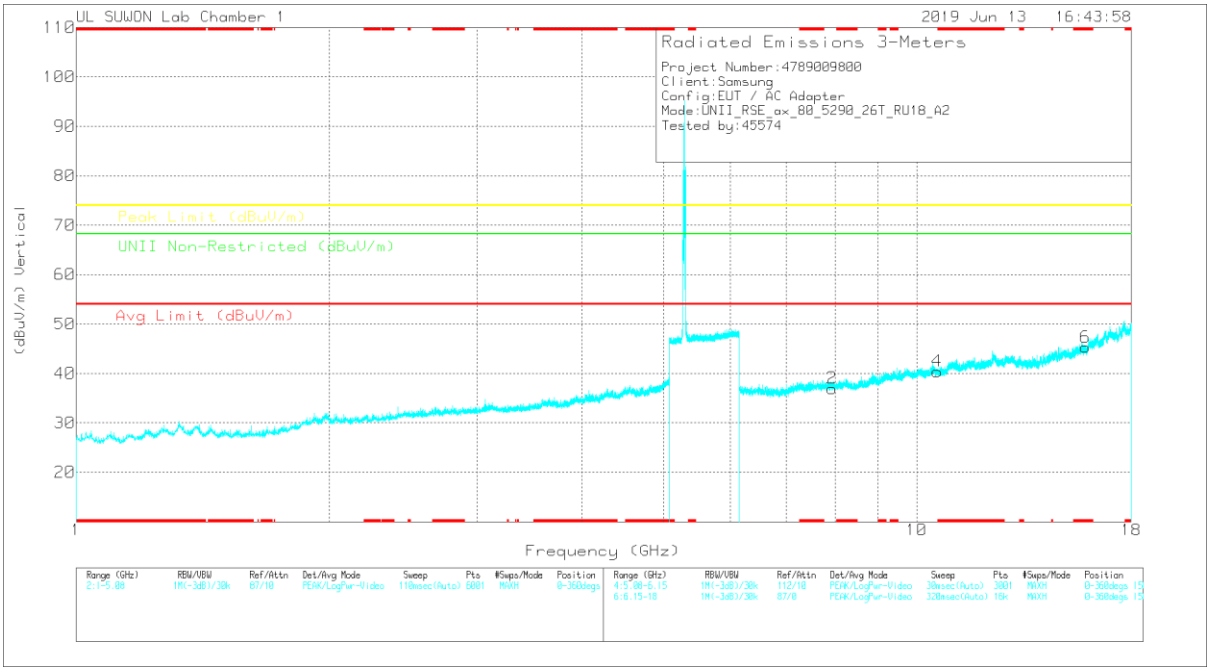

Note: Emission was scanned up to 40GHz; No emissions were detected above the noise floor which was at least 20dB below the specification limit.

UL Korea, Ltd. Confidential
This report shall not be reproduced except in full, without the written approval of UL Korea, Ltd.

MID CHANNEL DATA

Trace Markers

Marker	Frequency (GHz)	Meter Reading (dBuV)	Det	3117_00168717	6GHz_HP[dB]	DC Corr (dB)	Corrected Reading (dBuV/m)	Avg Limit (dBuV/m)	Margin (dB)	Peak Limit (dBuV/m)	Margin (dB)	UNII Non-Restricted (dBuV/m)	Margin (dB)	Azimuth (Degs)	Height (cm)	Polarity
1	7.93554	27.86	PK	36	-26.3	0	37.56	-	-	-	-	68.2	-30.64	0-360	150	H
3	10.58088	24.94	PK	37.8	-22.6	0	40.14	-	-	-	-	68.2	-28.06	0-360	250	H
5	* 15.8701	25.31	PK	40.6	-21	0	44.91	-	-	74	-29.09	-	-	0-360	150	H
2	7.93554	27.29	PK	36	-26.3	0	36.99	-	-	-	-	68.2	-31.21	0-360	150	V
4	10.58088	25.22	PK	37.8	-22.6	0	40.42	-	-	-	-	68.2	-27.78	0-360	150	V
6	* 15.8701	25.73	PK	40.6	-21	0	45.33	-	-	74	-28.67	-	-	0-360	150	V

* - indicates frequency in CFR47 Pt 15 / IC RSS-Restricted Band
PK – Peak Detector

Note: Only peak measurement was performed. Because peak measurement result of unwanted emission is less than average limit (54dBuV/m).

UL Korea, Ltd. Confidential
This report shall not be reproduced except in full, without the written approval of UL Korea, Ltd.

11.3. 5.5-5.6 GHz_1Tx (SISO)

11.3.1.TX ABOVE 1GHz 802.11ax MODE IN THE 5.5GHz BAND RESTRICTED BANDEDGE (LOW CHANNEL)

HE20 SU mode (ANT_1)

HORIZONTAL PEAK AND AVERAGE PLOT

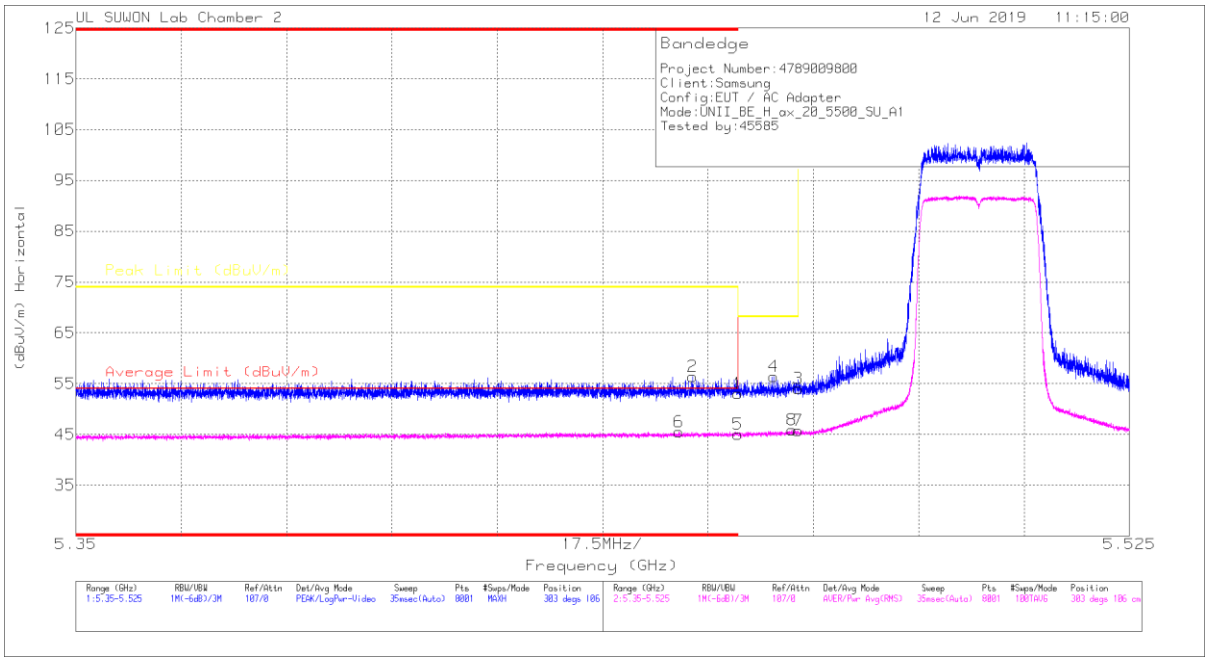

HORIZONTAL DATA

Trace Markers

Marker	Frequency (GHz)	Meter Reading (dBuV)	Det	3117_00168724	10dB[dB]	DC Corr (dB)	Corrected Reading (dBuV/m)	Average Limit (dBuV/m)	Margin (dB)	Peak Limit (dBuV/m)	PK Margin (dB)	Azimuth (Degs)	Height (cm)	Polarity
1	* 5.46	36.7	Pk	34.6	-18.2	0	53.1	-	-	74	-20.9	303	106	H
2	* 5.452	40.01	Pk	34.6	-18.2	0	56.41	-	-	74	-17.59	303	106	H
3	5.47	37.51	Pk	34.6	-18.1	0	54.01	-	-	68.2	-14.19	303	106	H
4	5.466	39.96	Pk	34.6	-18.2	0	56.36	-	-	68.2	-11.84	303	106	H
5	* 5.46	27.36	RMS	34.6	-16.9	0	45.06	54	-8.94	-	-	303	106	H
6	* 5.45	27.77	RMS	34.6	-16.9	0	45.47	54	-8.53	-	-	303	106	H
7	5.47	28.01	RMS	34.6	-16.9	0	45.71	-	-	-	-	303	106	H
8	5.469	28.13	RMS	34.6	-16.9	0	45.83	-	-	-	-	303	106	H

* - indicates frequency in CFR47 Pt 15 / IC RSS-Restricted Band
Pk - Peak detector
RMS - RMS detection

UL Korea, Ltd. Confidential
This report shall not be reproduced except in full, without the written approval of UL Korea, Ltd.

VERTICAL PEAK AND AVERAGE PLOT

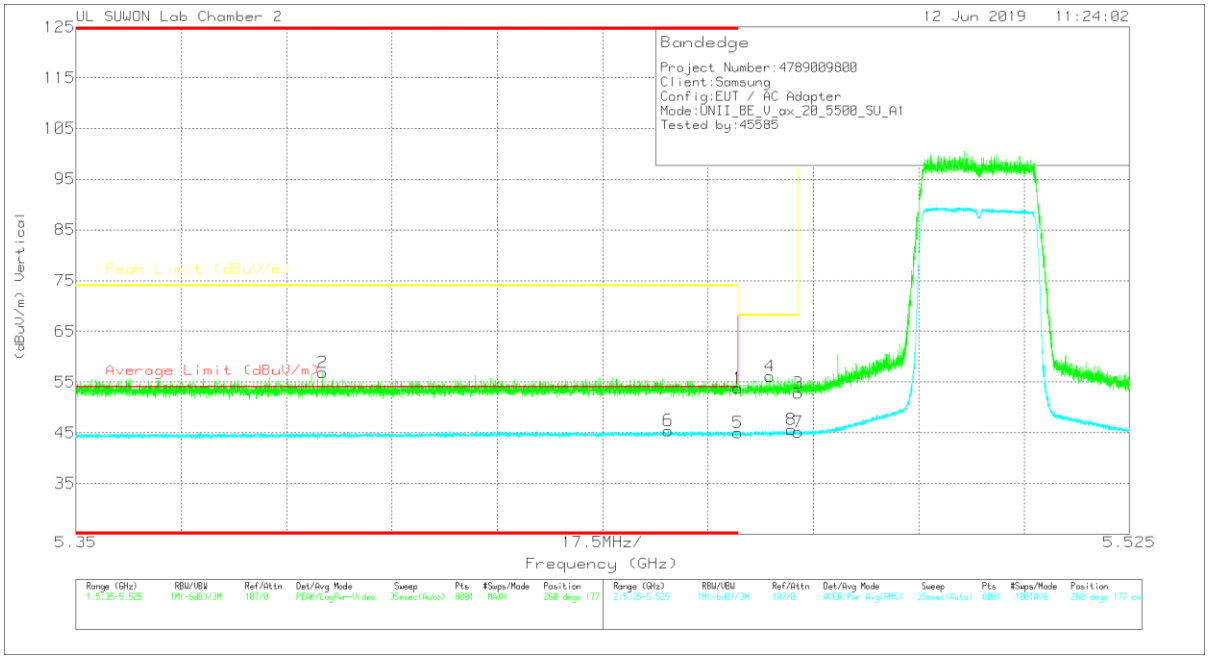

VERTICAL DATA

Trace Markers

Marker	Frequency (GHz)	Meter Reading (dBuV)	Det	3117_00168724	10dB[dB]	DC Corr (dB)	Corrected Reading (dBuV/m)	Average Limit (dBuV/m)	Margin (dB)	Peak Limit (dBuV/m)	PK Margin (dB)	Azimuth (Degs)	Height (cm)	Polarity
1	* 5.46	37.38	Pk	34.6	-18.2	0	53.78	-	-	74	-20.22	260	177	V
2	* 5.391	40.45	Pk	34.5	-18.1	0	56.85	-	-	74	-17.15	260	177	V
3	5.47	36.31	Pk	34.6	-18.1	0	52.81	-	-	68.2	-15.39	260	177	V
4	5.465	39.78	Pk	34.6	-18.2	0	56.18	-	-	68.2	-12.02	260	177	V
5	* 5.46	27.26	RMS	34.6	-16.9	0	44.96	54	-9.04	-	-	260	177	V
6	* 5.448	27.84	RMS	34.5	-16.9	0	45.44	54	-8.56	-	-	260	177	V
7	5.47	27.42	RMS	34.6	-16.9	0	45.12	-	-	-	-	260	177	V
8	5.469	27.96	RMS	34.6	-16.9	0	45.66	-	-	-	-	260	177	V

* - indicates frequency in CFR47 Pt 15 / IC RSS-Restricted Band
Pk - Peak detector
RMS - RMS detection

UL Korea, Ltd. Confidential
This report shall not be reproduced except in full, without the written approval of UL Korea, Ltd.

HE20 SU mode (ANT_2)

HORIZONTAL PEAK AND AVERAGE PLOT

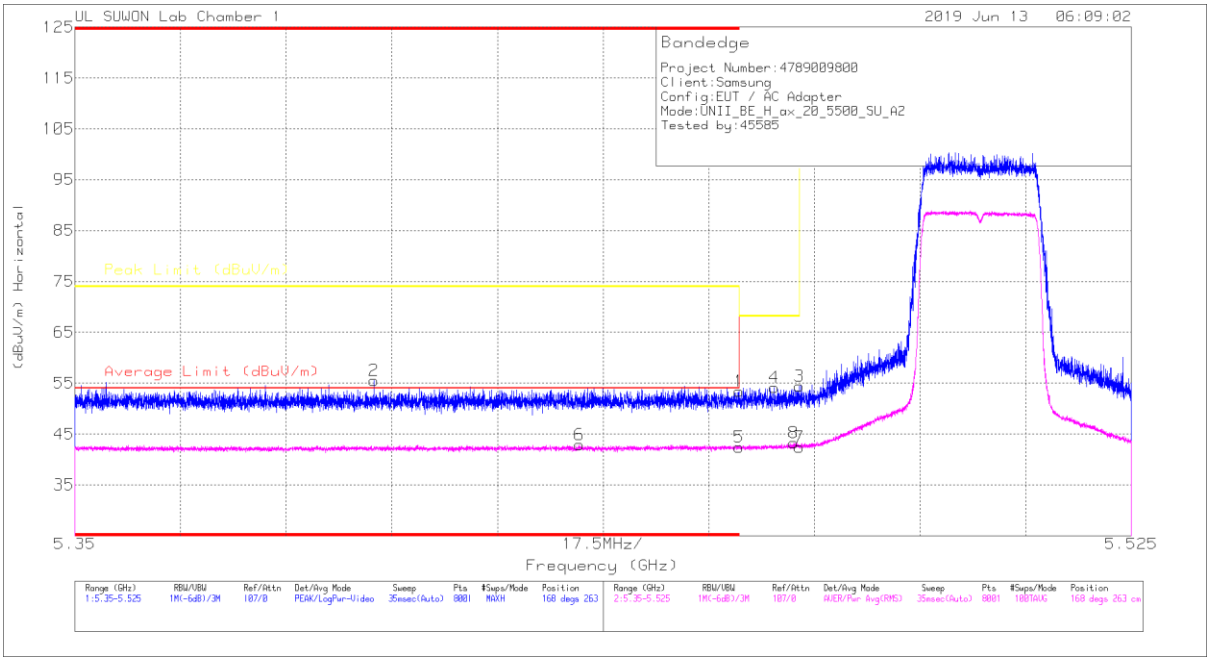

HORIZONTAL DATA

Trace Markers

Marker	Frequency (GHz)	Meter Reading (dBuV)	Det	3117_00168717	10dB[dB]	DC Corr (dB)	Corrected Reading (dBuV/m)	Average Limit (dBuV/m)	Margin (dB)	Peak Limit (dBuV/m)	PK Margin (dB)	Azimuth (Degs)	Height (cm)	Polarity
1	* 5.45999	40.07	Pk	34.7	-21.4	0	53.37	-	-	74	-20.63	168	263	H
2	* 5.39953	42.33	Pk	34.7	-21.5	0	55.53	-	-	74	-18.47	168	263	H
3	5.46998	41.08	Pk	34.7	-21.4	0	54.38	-	-	68.2	-13.82	168	263	H
4	5.46585	40.85	Pk	34.7	-21.4	0	54.15	-	-	68.2	-14.05	168	263	H
5	* 5.45999	29.16	RMS	34.7	-21.5	0	42.36	54	-11.64	-	-	168	263	H
6	* 5.43358	29.77	RMS	34.7	-21.6	0	42.87	54	-11.13	-	-	168	263	H
7	5.46998	29.21	RMS	34.7	-21.5	0	42.41	-	-	-	-	168	263	H
8	5.46904	30.19	RMS	34.7	-21.6	0	43.29	-	-	-	-	168	263	H

* - indicates frequency in CFR47 Pt 15 / IC RSS-Restricted Band
Pk - Peak detector
RMS - RMS detection

UL Korea, Ltd. Confidential
This report shall not be reproduced except in full, without the written approval of UL Korea, Ltd.

VERTICAL PEAK AND AVERAGE PLOT

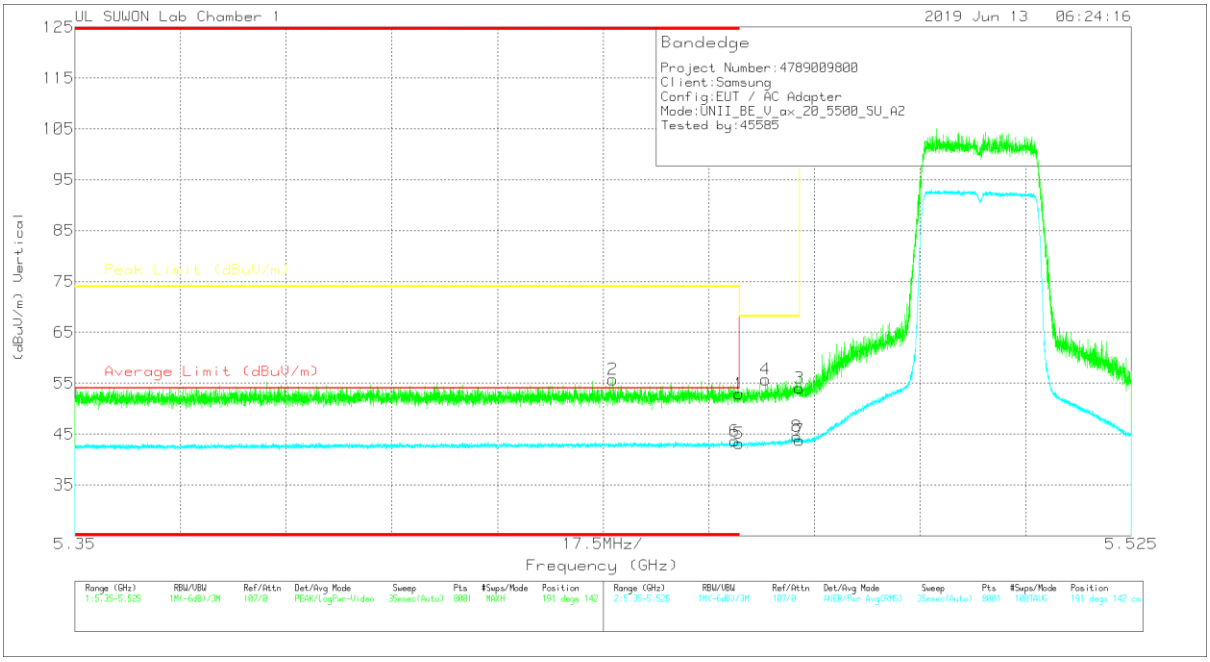

VERTICAL DATA

Trace Markers

Marker	Frequency (GHz)	Meter Reading (dBuV)	Det	3117_00168717	10dB[dB]	DC Corr (dB)	Corrected Reading (dBuV/m)	Average Limit (dBuV/m)	Margin (dB)	Peak Limit (dBuV/m)	PK Margin (dB)	Azimuth (Degs)	Height (cm)	Polarity
1	* 5.45999	39.62	Pk	34.7	-21.4	0	52.92	-	-	74	-21.08	191	142	V
2	* 5.43914	42.51	Pk	34.7	-21.5	0	55.71	-	-	74	-18.29	191	142	V
3	5.46998	40.78	Pk	34.7	-21.4	0	54.08	-	-	68.2	-14.12	191	142	V
4	5.46443	42.51	Pk	34.7	-21.5	0	55.71	-	-	68.2	-12.49	191	142	V
5	* 5.45999	29.94	RMS	34.7	-21.5	0	43.14	54	-10.86	-	-	191	142	V
6	* 5.45933	30.58	RMS	34.7	-21.6	0	43.68	54	-10.32	-	-	191	142	V
7	5.46998	30.62	RMS	34.7	-21.5	0	43.82	-	-	-	-	191	142	V
8	5.46963	31.34	RMS	34.7	-21.5	0	44.54	-	-	-	-	191	142	V

* - indicates frequency in CFR47 Pt 15 / IC RSS-Restricted Band
Pk - Peak detector
RMS - RMS detection

UL Korea, Ltd. Confidential
This report shall not be reproduced except in full, without the written approval of UL Korea, Ltd.

HE40 SU mode (ANT_1)

HORIZONTAL PEAK AND AVERAGE PLOT

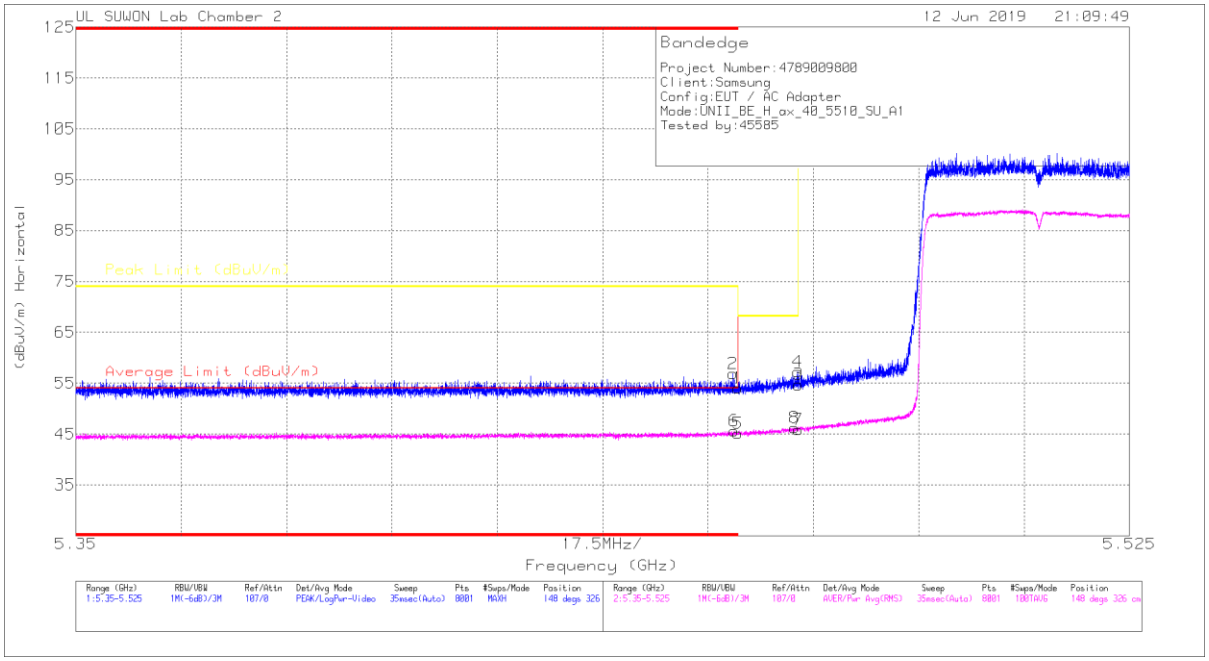

HORIZONTAL DATA

Trace Markers

Marker	Frequency (GHz)	Meter Reading (dBuV)	Det	3117_00168724	10dB[dB]	DC Corr (dB)	Corrected Reading (dBuV/m)	Average Limit (dBuV/m)	Margin (dB)	Peak Limit (dBuV/m)	PK Margin (dB)	Azimuth (Degs)	Height (cm)	Polarity
1	* 5.46	37.61	Pk	34.6	-18.2	0	54.01	-	-	74	-19.99	148	326	H
2	* 5.459	40.5	Pk	34.6	-18.2	0	56.9	-	-	74	-17.1	148	326	H
3	5.47	38.22	Pk	34.6	-18.1	0	54.72	-	-	68.2	-13.48	148	326	H
4	5.47	40.78	Pk	34.6	-18.1	0	57.28	-	-	68.2	-10.92	148	326	H
5	* 5.46	27.43	RMS	34.6	-16.9	0	45.13	54	-8.87	-	-	148	326	H
6	* 5.459	27.92	RMS	34.6	-16.9	0	45.62	54	-8.38	-	-	148	326	H
7	5.47	28.18	RMS	34.6	-16.9	0	45.88	-	-	-	-	148	326	H
8	5.469	28.55	RMS	34.6	-16.9	0	46.25	-	-	-	-	148	326	H

* - indicates frequency in CFR47 Pt 15 / IC RSS-Restricted Band
Pk - Peak detector
RMS - RMS detection

UL Korea, Ltd. Confidential
This report shall not be reproduced except in full, without the written approval of UL Korea, Ltd.

VERTICAL PEAK AND AVERAGE PLOT

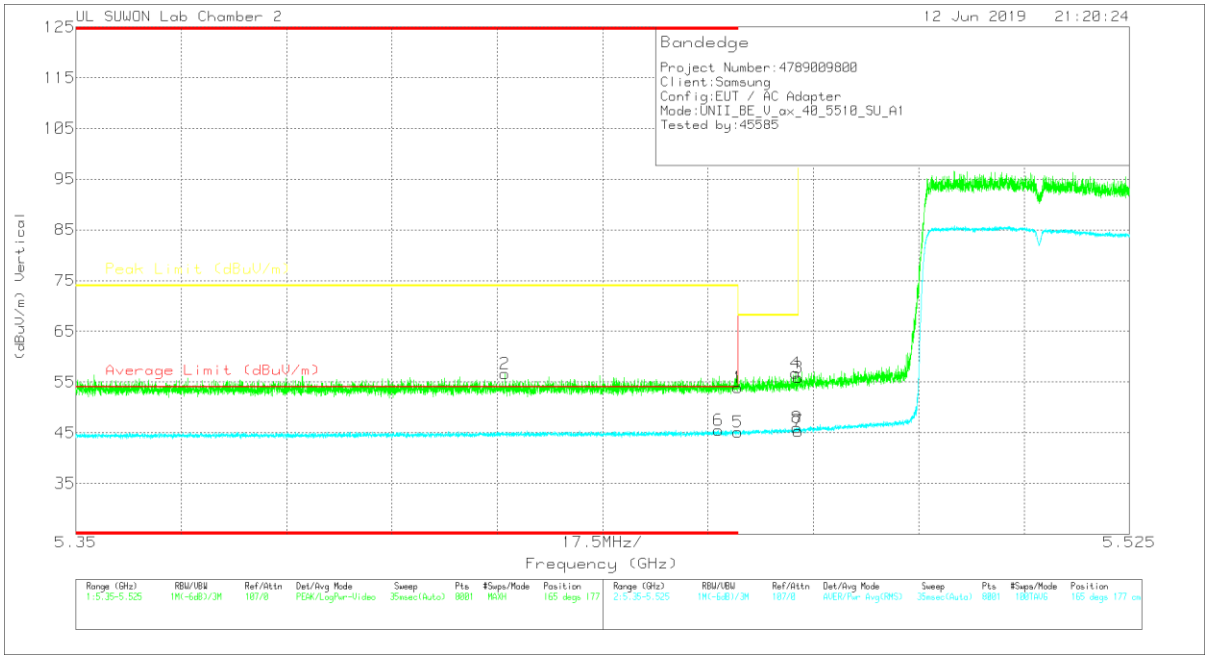

VERTICAL DATA

Trace Markers

Marker	Frequency (GHz)	Meter Reading (dBuV)	Det	3117_00168724	10dB[dB]	DC Corr (dB)	Corrected Reading (dBuV/m)	Average Limit (dBuV/m)	Margin (dB)	Peak Limit (dBuV/m)	PK Margin (dB)	Azimuth (Degs)	Height (cm)	Polarity
1	* 5.46	37.47	Pk	34.6	-18.2	0	53.87	-	-	74	-20.13	165	177	V
2	* 5.421	40.3	Pk	34.5	-18.2	0	56.6	-	-	74	-17.4	165	177	V
3	5.47	39.43	Pk	34.6	-18.1	0	55.93	-	-	68.2	-12.27	165	177	V
4	5.47	40.23	Pk	34.6	-18.1	0	56.73	-	-	68.2	-11.47	165	177	V
5	* 5.46	27.45	RMS	34.6	-16.9	0	45.15	54	-8.85	-	-	165	177	V
6	* 5.457	27.84	RMS	34.6	-16.9	0	45.54	54	-8.46	-	-	165	177	V
7	5.47	27.62	RMS	34.6	-16.9	0	45.32	-	-	-	-	165	177	V
8	5.47	28.27	RMS	34.6	-16.9	0	45.97	-	-	-	-	165	177	V

* - indicates frequency in CFR47 Pt 15 / IC RSS-Restricted Band
Pk - Peak detector
RMS - RMS detection

UL Korea, Ltd. Confidential
This report shall not be reproduced except in full, without the written approval of UL Korea, Ltd.

HE40 SU mode (ANT_2)

HORIZONTAL PEAK AND AVERAGE PLOT

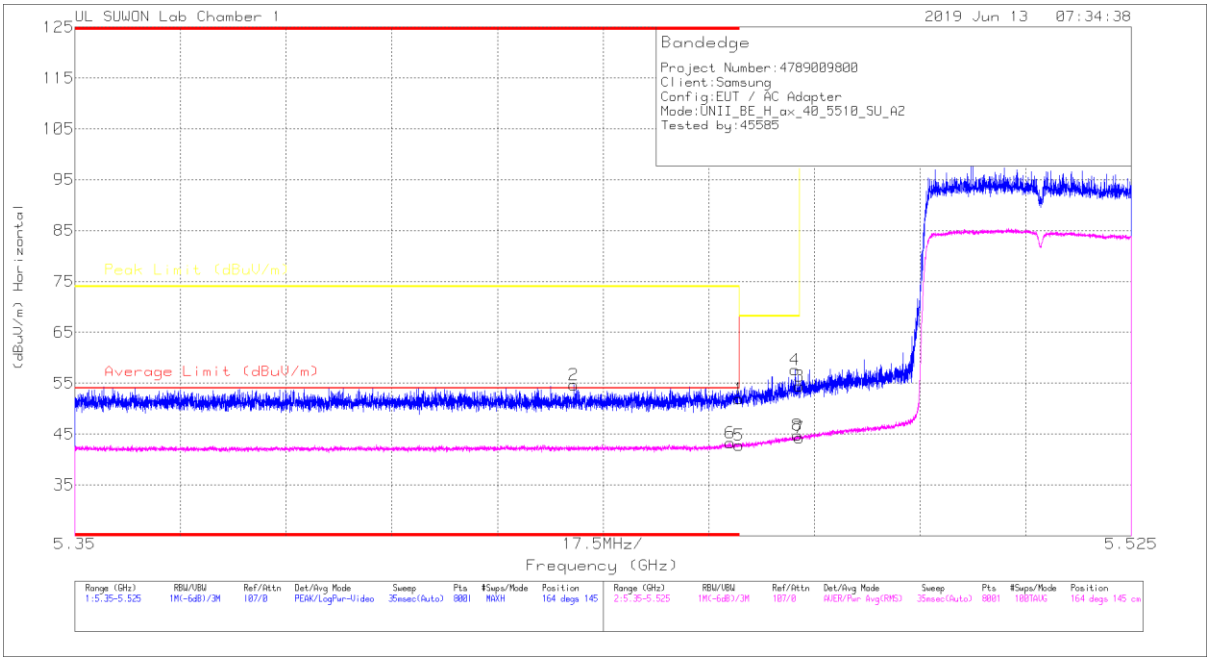

HORIZONTAL DATA

Trace Markers

Marker	Frequency (GHz)	Meter Reading (dBuV)	Det	3117_00168717	10dB[dB]	DC Corr (dB)	Corrected Reading (dBuV/m)	Average Limit (dBuV/m)	Margin (dB)	Peak Limit (dBuV/m)	PK Margin (dB)	Azimuth (Degs)	Height (cm)	Polarity
1	* 5.45999	38.62	Pk	34.7	-21.4	0	51.92	-	-	74	-22.08	164	145	H
2	* 5.43264	41.58	Pk	34.7	-21.6	0	54.68	-	-	74	-19.32	164	145	H
3	5.46998	41.14	Pk	34.7	-21.4	0	54.44	-	-	68.2	-13.76	164	145	H
4	5.46926	44.31	Pk	34.7	-21.4	0	57.61	-	-	68.2	-10.59	164	145	H
5	* 5.45999	29.59	RMS	34.7	-21.5	0	42.79	54	-11.21	-	-	164	145	H
6	* 5.45852	30.12	RMS	34.7	-21.6	0	43.22	54	-10.78	-	-	164	145	H
7	5.46998	31.01	RMS	34.7	-21.5	0	44.21	-	-	-	-	164	145	H
8	5.46972	31.59	RMS	34.7	-21.5	0	44.79	-	-	-	-	164	145	H

* - indicates frequency in CFR47 Pt 15 / IC RSS-Restricted Band
Pk - Peak detector
RMS - RMS detection

UL Korea, Ltd. Confidential
This report shall not be reproduced except in full, without the written approval of UL Korea, Ltd.

VERTICAL PEAK AND AVERAGE PLOT

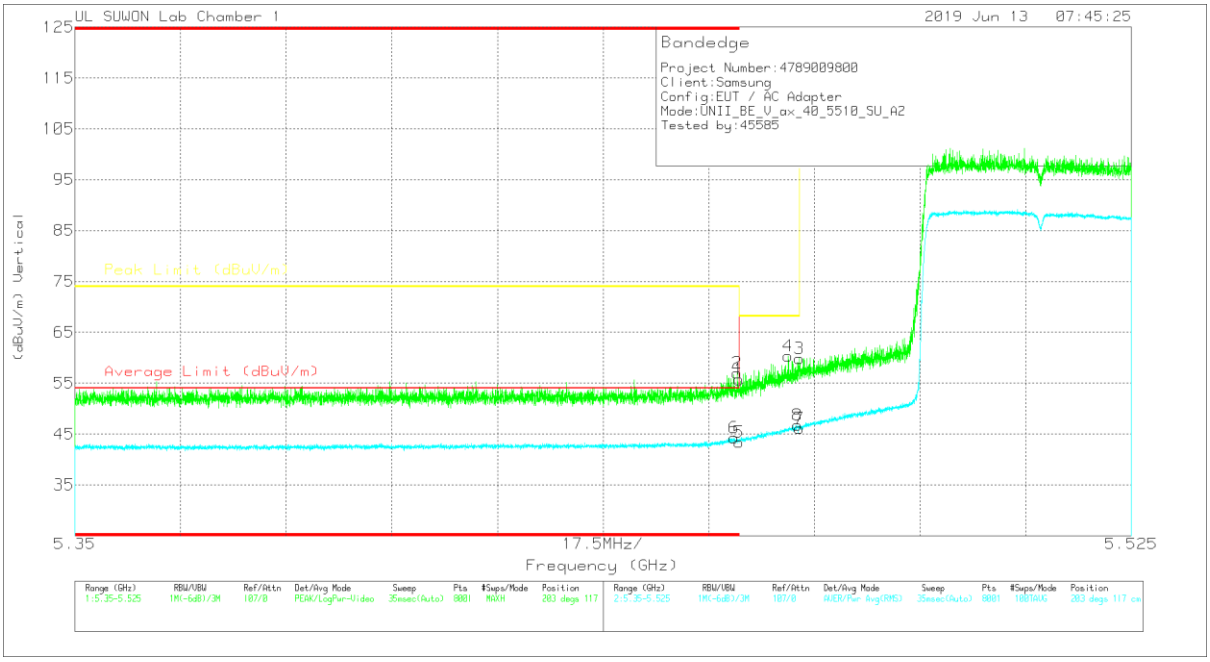

VERTICAL DATA

Trace Markers

Marker	Frequency (GHz)	Meter Reading (dBuV)	Det	3117_00168717	10dB[dB]	DC Corr (dB)	Corrected Reading (dBuV/m)	Average Limit (dBuV/m)	Margin (dB)	Peak Limit (dBuV/m)	PK Margin (dB)	Azimuth (Degs)	Height (cm)	Polarity
1	* 5.45999	42.41	Pk	34.7	-21.4	0	55.71	-	-	74	-18.29	203	117	V
2	* 5.4597	43.75	Pk	34.7	-21.4	0	57.05	-	-	74	-16.95	203	117	V
3	5.46998	46.56	Pk	34.7	-21.4	0	59.86	-	-	68.2	-8.34	203	117	V
4	5.46817	47.1	Pk	34.7	-21.4	0	60.4	-	-	68.2	-7.8	203	117	V
5	* 5.45999	30.22	RMS	34.7	-21.5	0	43.42	54	-10.58	-	-	203	117	V
6	* 5.45918	31.14	RMS	34.7	-21.6	0	44.24	54	-9.76	-	-	203	117	V
7	5.46998	32.93	RMS	34.7	-21.5	0	46.13	-	-	-	-	203	117	V
8	5.46972	33.56	RMS	34.7	-21.5	0	46.76	-	-	-	-	203	117	V

* - indicates frequency in CFR47 Pt 15 / IC RSS-Restricted Band
Pk - Peak detector
RMS - RMS detection

UL Korea, Ltd. Confidential
This report shall not be reproduced except in full, without the written approval of UL Korea, Ltd.

HE80 SU mode (ANT_1)

HORIZONTAL PEAK AND AVERAGE PLOT

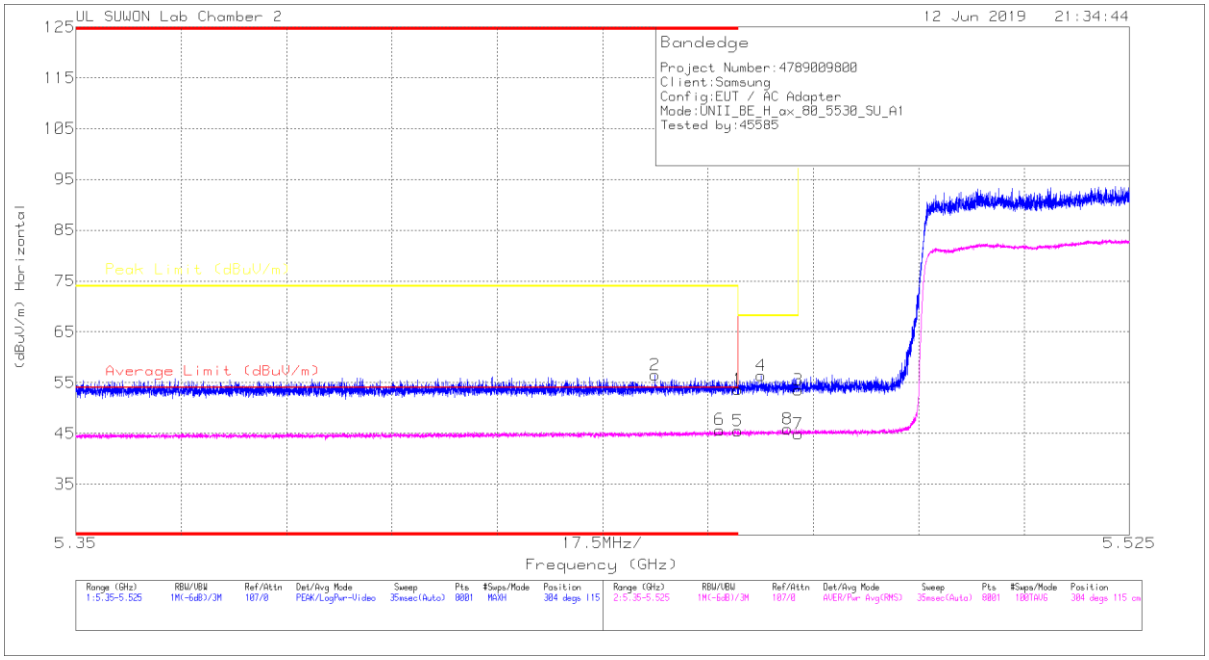

HORIZONTAL DATA

Trace Markers

Marker	Frequency (GHz)	Meter Reading (dBuV)	Det	3117_00168724	10dB[dB]	DC Corr (dB)	Corrected Reading (dBuV/m)	Average Limit (dBuV/m)	Margin (dB)	Peak Limit (dBuV/m)	PK Margin (dB)	Azimuth (Degs)	Height (cm)	Polarity
1	* 5.46	37.25	Pk	34.6	-18.2	0	53.65	-	-	74	-20.35	304	115	H
2	* 5.446	40.11	Pk	34.5	-18.1	0	56.51	-	-	74	-17.49	304	115	H
3	5.47	37.03	Pk	34.6	-18.1	0	53.53	-	-	68.2	-14.67	304	115	H
4	5.464	39.84	Pk	34.6	-18.1	0	56.34	-	-	68.2	-11.86	304	115	H
5	* 5.46	27.82	RMS	34.6	-16.9	0	45.52	54	-8.48	-	-	304	115	H
6	* 5.457	27.99	RMS	34.6	-16.9	0	45.69	54	-8.31	-	-	304	115	H
7	5.47	27.19	RMS	34.6	-16.9	0	44.89	-	-	-	-	304	115	H
8	5.468	28.14	RMS	34.6	-16.9	0	45.84	-	-	-	-	304	115	H

* - indicates frequency in CFR47 Pt 15 / IC RSS-Restricted Band
Pk - Peak detector
RMS - RMS detection

UL Korea, Ltd. Confidential
This report shall not be reproduced except in full, without the written approval of UL Korea, Ltd.

VERTICAL PEAK AND AVERAGE PLOT

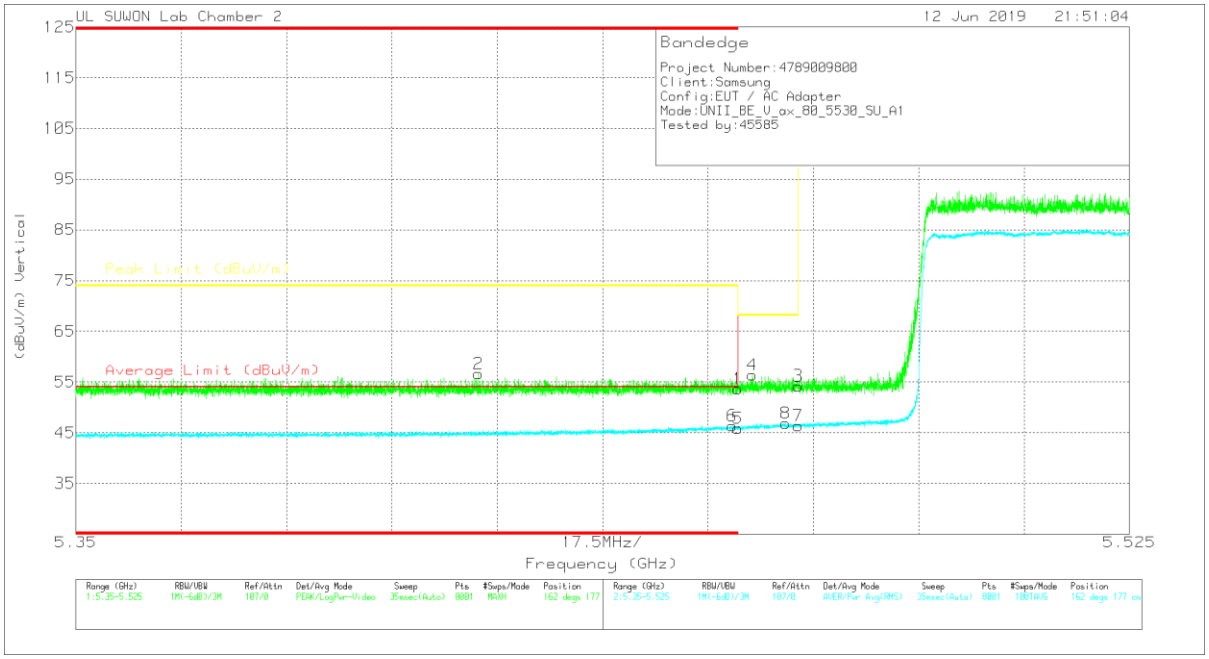

VERTICAL DATA

Trace Markers

Marker	Frequency (GHz)	Meter Reading (dBuV)	Det	3117_00168724	10dB[dB]	DC Corr (dB)	Corrected Reading (dBuV/m)	Average Limit (dBuV/m)	Margin (dB)	Peak Limit (dBuV/m)	PK Margin (dB)	Azimuth (Degs)	Height (cm)	Polarity
1	* 5.46	37.31	Pk	34.6	-18.2	0	53.71	-	-	74	-20.29	162	177	V
2	* 5.417	40.22	Pk	34.5	-18.1	0	56.62	-	-	74	-17.38	162	177	V
3	5.47	37.72	Pk	34.6	-18.1	0	54.22	-	-	68.2	-13.98	162	177	V
4	5.462	39.85	Pk	34.6	-18.1	0	56.35	-	-	68.2	-11.85	162	177	V
5	* 5.46	28.13	RMS	34.6	-16.9	0	45.83	54	-8.17	-	-	162	177	V
6	* 5.459	28.62	RMS	34.6	-16.9	0	46.32	54	-7.68	-	-	162	177	V
7	5.47	28.7	RMS	34.6	-16.9	0	46.4	-	-	-	-	162	177	V
8	5.468	29.17	RMS	34.6	-16.9	0	46.87	-	-	-	-	162	177	V

* - indicates frequency in CFR47 Pt 15 / IC RSS-Restricted Band
Pk - Peak detector
RMS - RMS detection

UL Korea, Ltd. Confidential
This report shall not be reproduced except in full, without the written approval of UL Korea, Ltd.

HE80 SU mode (ANT_2)

HORIZONTAL PEAK AND AVERAGE PLOT

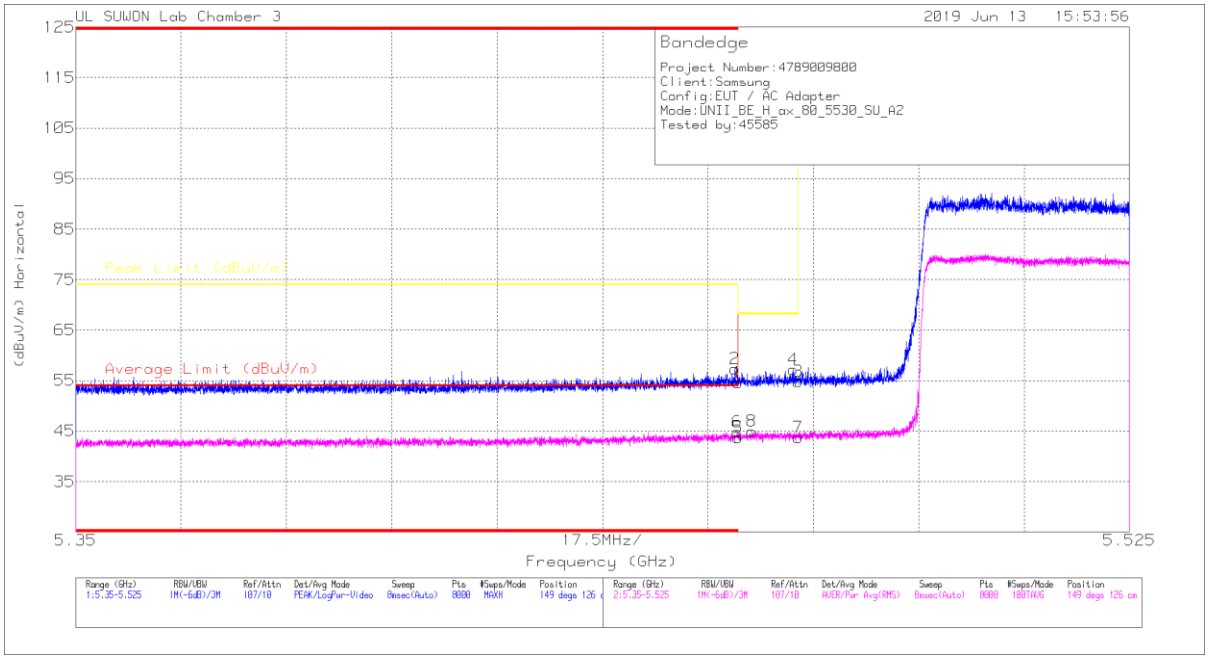

HORIZONTAL DATA

Trace Markers

Marker	Frequency (GHz)	Meter Reading (dBuV)	Det	3117_00205959	10dB[dB]	DC Corr (dB)	Corrected Reading (dBuV/m)	Average Limit (dBuV/m)	Margin (dB)	Peak Limit (dBuV/m)	PK Margin (dB)	Azimuth (Degs)	Height (cm)	Polarity
1	* 5.46	38.3	Pk	34.7	-18.4	0	54.6	-	-	74	-19.4	149	126	H
2	* 5.459	41.08	Pk	34.7	-18.5	0	57.28	-	-	74	-16.72	149	126	H
3	5.47	38.66	Pk	34.7	-18.5	0	54.86	-	-	68.2	-13.34	149	126	H
4	5.469	41.04	Pk	34.7	-18.5	0	57.24	-	-	68.2	-10.96	149	126	H
5	* 5.46	28.08	RMS	34.7	-19	0	43.78	54	-10.22	-	-	149	126	H
6	* 5.46	29.15	RMS	34.7	-19	0	44.85	54	-9.15	-	-	149	126	H
7	5.47	27.97	RMS	34.7	-18.9	0	43.77	-	-	-	-	149	126	H
8	5.462	29.2	RMS	34.7	-18.9	0	45	-	-	-	-	149	126	H

* - indicates frequency in CFR47 Pt 15 / IC RSS-Restricted Band
Pk - Peak detector
RMS - RMS detection

UL Korea, Ltd. Confidential
This report shall not be reproduced except in full, without the written approval of UL Korea, Ltd.

VERTICAL PEAK AND AVERAGE PLOT

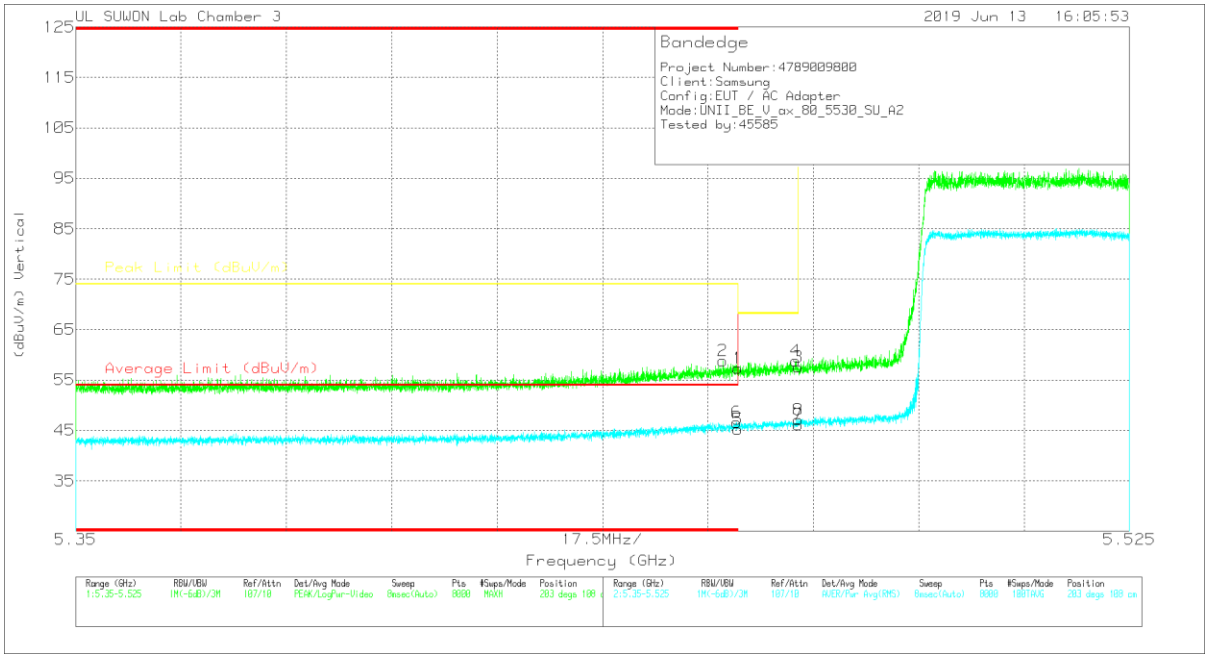

VERTICAL DATA

Trace Markers

Marker	Frequency (GHz)	Meter Reading (dBuV)	Det	3117_00205959	10dB[dB]	DC Corr (dB)	Corrected Reading (dBuV/m)	Average Limit (dBuV/m)	Margin (dB)	Peak Limit (dBuV/m)	PK Margin (dB)	Azimuth (Degs)	Height (cm)	Polarity
1	* 5.46	41	Pk	34.7	-18.4	0	57.3	-	-	74	-16.7	203	108	V
2	* 5.457	42.61	Pk	34.7	-18.5	0	58.81	-	-	74	-15.19	203	108	V
3	5.47	41.32	Pk	34.7	-18.5	0	57.52	-	-	68.2	-10.68	203	108	V
4	5.47	42.64	Pk	34.7	-18.5	0	58.84	-	-	68.2	-9.36	203	108	V
5	* 5.46	29.48	RMS	34.7	-19	0	45.18	54	-8.82	-	-	203	108	V
6	* 5.46	30.94	RMS	34.7	-19	0	46.64	54	-7.36	-	-	203	108	V
7	5.47	30.34	RMS	34.7	-18.9	0	46.14	-	-	-	-	203	108	V
8	5.47	31.31	RMS	34.7	-18.9	0	47.11	-	-	-	-	203	108	V

* - indicates frequency in CFR47 Pt 15 / IC RSS-Restricted Band
Pk - Peak detector
RMS - RMS detection

UL Korea, Ltd. Confidential
This report shall not be reproduced except in full, without the written approval of UL Korea, Ltd.

484T RU mode (ANT_1 / HE80 / RU offset 65)

HORIZONTAL PEAK AND AVERAGE PLOT

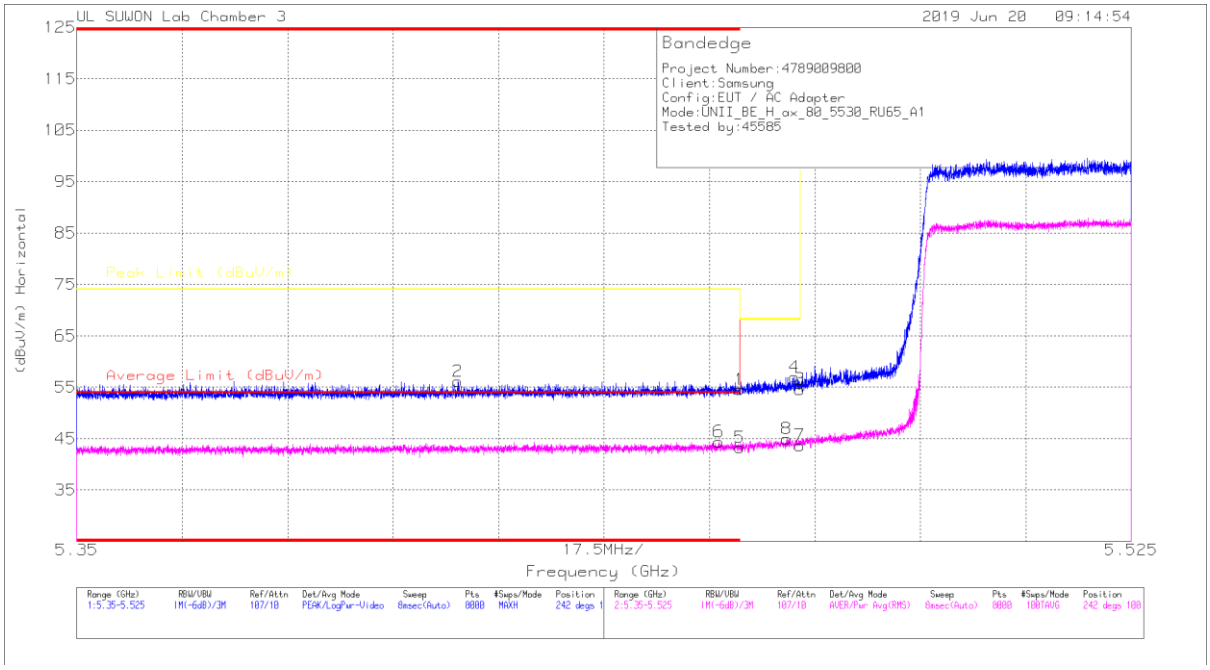

HORIZONTAL DATA

Trace Markers

Marker	Frequency (GHz)	Meter Reading (dBuV)	Det	3117_00205959	10dB[dB]	DC Corr (dB)	Corrected Reading (dBuV/m)	Average Limit (dBuV/m)	Margin (dB)	Peak Limit (dBuV/m)	PK Margin (dB)	Azimuth (Degs)	Height (cm)	Polarity
1	* 5.46	38.23	Pk	34.7	-18.4	0	54.53	-	-	74	-19.47	242	100	H
2	* 5.413	40.03	Pk	34.7	-18.6	0	56.13	-	-	74	-17.87	242	100	H
3	5.47	38.4	Pk	34.7	-18.5	0	54.6	-	-	68.2	-13.6	242	100	H
4	5.469	40.8	Pk	34.7	-18.5	0	57	-	-	68.2	-11.2	242	100	H
5	* 5.46	27.57	RMS	34.7	-19	0	43.27	54	-10.73	-	-	242	100	H
6	* 5.457	28.72	RMS	34.7	-19	0	44.42	54	-9.58	-	-	242	100	H
7	5.47	27.88	RMS	34.7	-18.9	0	43.68	-	-	-	-	242	100	H
8	5.468	29.2	RMS	34.7	-18.9	0	45	-	-	-	-	242	100	H

* - indicates frequency in CFR47 Pt 15 / IC RSS-Restricted Band
Pk - Peak detector
RMS - RMS detection

UL Korea, Ltd. Confidential
This report shall not be reproduced except in full, without the written approval of UL Korea, Ltd.

VERTICAL PEAK AND AVERAGE PLOT

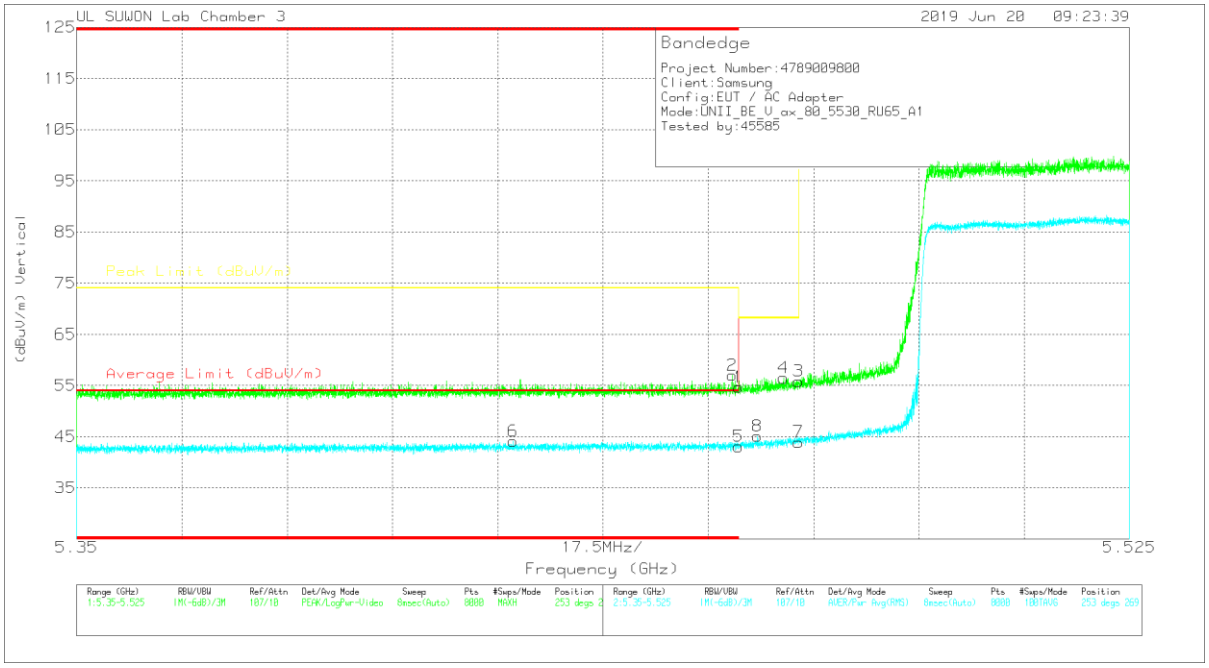

VERTICAL DATA

Trace Markers

Marker	Frequency (GHz)	Meter Reading (dBuV)	Det	3117_00205959	10dB[dB]	DC Corr (dB)	Corrected Reading (dBuV/m)	Average Limit (dBuV/m)	Margin (dB)	Peak Limit (dBuV/m)	PK Margin (dB)	Azimuth (Degs)	Height (cm)	Polarity
1	* 5.46	38.35	Pk	34.7	-18.4	0	54.65	-	-	74	-19.35	253	269	V
2	* 5.459	40.78	Pk	34.7	-18.5	0	56.98	-	-	74	-17.02	253	269	V
3	5.47	39.64	Pk	34.7	-18.5	0	55.84	-	-	68.2	-12.36	253	269	V
4	5.467	40.27	Pk	34.7	-18.5	0	56.47	-	-	68.2	-11.73	253	269	V
5	* 5.46	27.39	RMS	34.7	-19	0	43.09	54	-10.91	-	-	253	269	V
6	* 5.423	28.41	RMS	34.7	-19	0	44.11	54	-9.89	-	-	253	269	V
7	5.47	28.13	RMS	34.7	-18.9	0	43.93	-	-	-	-	253	269	V
8	5.463	29.29	RMS	34.7	-18.9	0	45.09	-	-	-	-	253	269	V

* - indicates frequency in CFR47 Pt 15 / IC RSS-Restricted Band
Pk - Peak detector
RMS - RMS detection

UL Korea, Ltd. Confidential
This report shall not be reproduced except in full, without the written approval of UL Korea, Ltd.

484T RU mode (ANT_2 / HE80 / RU offset 65)

HORIZONTAL PEAK AND AVERAGE PLOT

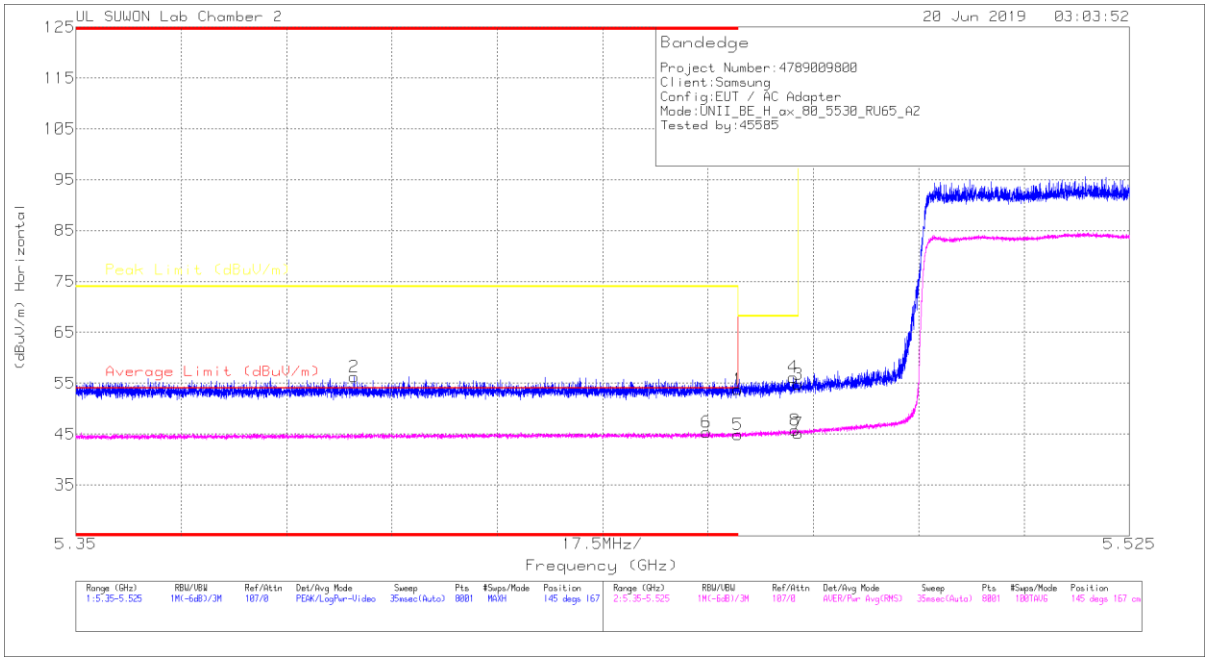

HORIZONTAL DATA

Trace Markers

Marker	Frequency (GHz)	Meter Reading (dBuV)	Det	3117_00168724	10dB[dB]	DC Corr (dB)	Corrected Reading (dBuV/m)	Average Limit (dBuV/m)	Margin (dB)	Peak Limit (dBuV/m)	PK Margin (dB)	Azimuth (Degs)	Height (cm)	Polarity
1	* 5.46	37.43	Pk	34.6	-18.2	0	53.83	-	-	74	-20.17	145	167	H
2	* 5.396	39.92	Pk	34.5	-18.1	0	56.32	-	-	74	-17.68	145	167	H
3	5.47	38.25	Pk	34.6	-18.1	0	54.75	-	-	68.2	-13.45	145	167	H
4	5.469	39.7	Pk	34.6	-18.1	0	56.2	-	-	68.2	-12	145	167	H
5	* 5.46	27.15	RMS	34.6	-16.9	0	44.85	54	-9.15	-	-	145	167	H
6	* 5.455	27.68	RMS	34.6	-16.9	0	45.38	54	-8.62	-	-	145	167	H
7	5.47	27.44	RMS	34.6	-16.9	0	45.14	-	-	-	-	145	167	H
8	5.469	28.1	RMS	34.6	-16.9	0	45.8	-	-	-	-	145	167	H

* - indicates frequency in CFR47 Pt 15 / IC RSS-Restricted Band
Pk - Peak detector
RMS - RMS detection

UL Korea, Ltd. Confidential
This report shall not be reproduced except in full, without the written approval of UL Korea, Ltd.

VERTICAL PEAK AND AVERAGE PLOT

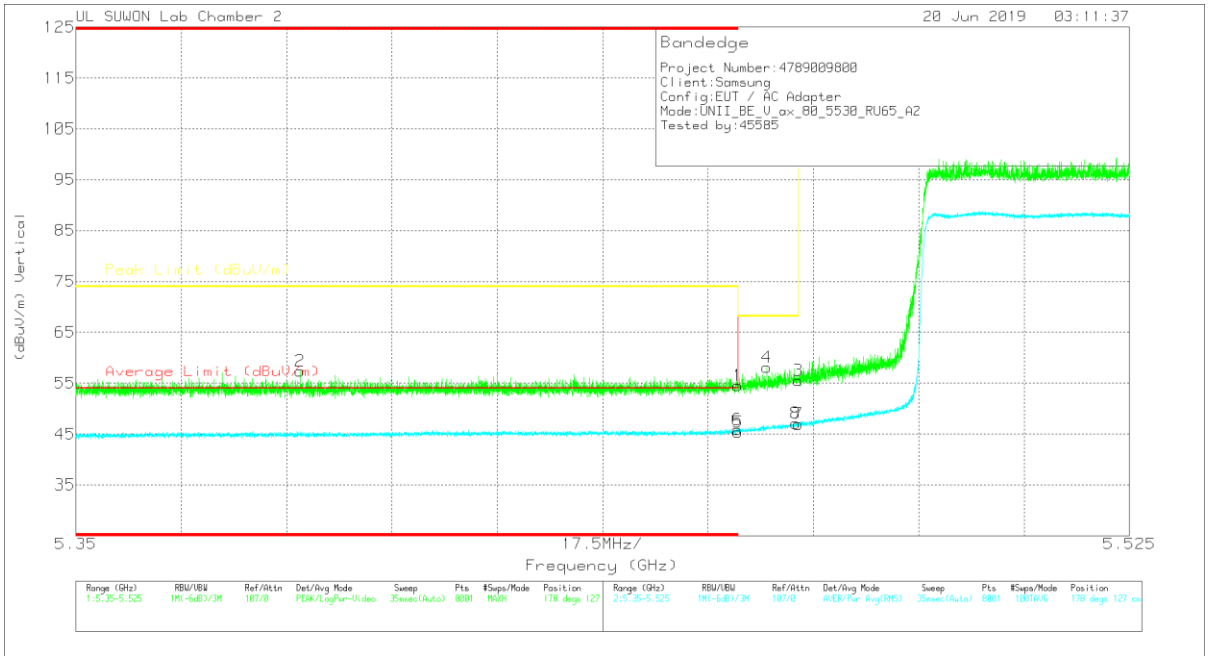

VERTICAL DATA

Trace Markers

Marker	Frequency (GHz)	Meter Reading (dBuV)	Det	3117_00168724	10dB[dB]	DC Corr (dB)	Corrected Reading (dBuV/m)	Average Limit (dBuV/m)	Margin (dB)	Peak Limit (dBuV/m)	PK Margin (dB)	Azimuth (Degs)	Height (cm)	Polarity
1	* 5.46	38.1	Pk	34.6	-18.2	0	54.5	-	-	74	-19.5	178	127	V
2	* 5.387	41.07	Pk	34.5	-18.2	0	57.37	-	-	74	-16.63	178	127	V
3	5.47	39.06	Pk	34.6	-18.1	0	55.56	-	-	68.2	-12.64	178	127	V
4	5.465	41.72	Pk	34.6	-18.2	0	58.12	-	-	68.2	-10.08	178	127	V
5	* 5.46	27.67	RMS	34.6	-16.9	0	45.37	54	-8.63	-	-	178	127	V
6	* 5.46	28.23	RMS	34.6	-16.9	0	45.93	54	-8.07	-	-	178	127	V
7	5.47	29.23	RMS	34.6	-16.9	0	46.93	-	-	-	-	178	127	V
8	5.47	29.44	RMS	34.6	-16.9	0	47.14	-	-	-	-	178	127	V

* - indicates frequency in CFR47 Pt 15 / IC RSS-Restricted Band
Pk - Peak detector
RMS - RMS detection

UL Korea, Ltd. Confidential
This report shall not be reproduced except in full, without the written approval of UL Korea, Ltd.

242T RU mode (ANT_1 / HE40 / RU offset 61)

HORIZONTAL PEAK AND AVERAGE PLOT

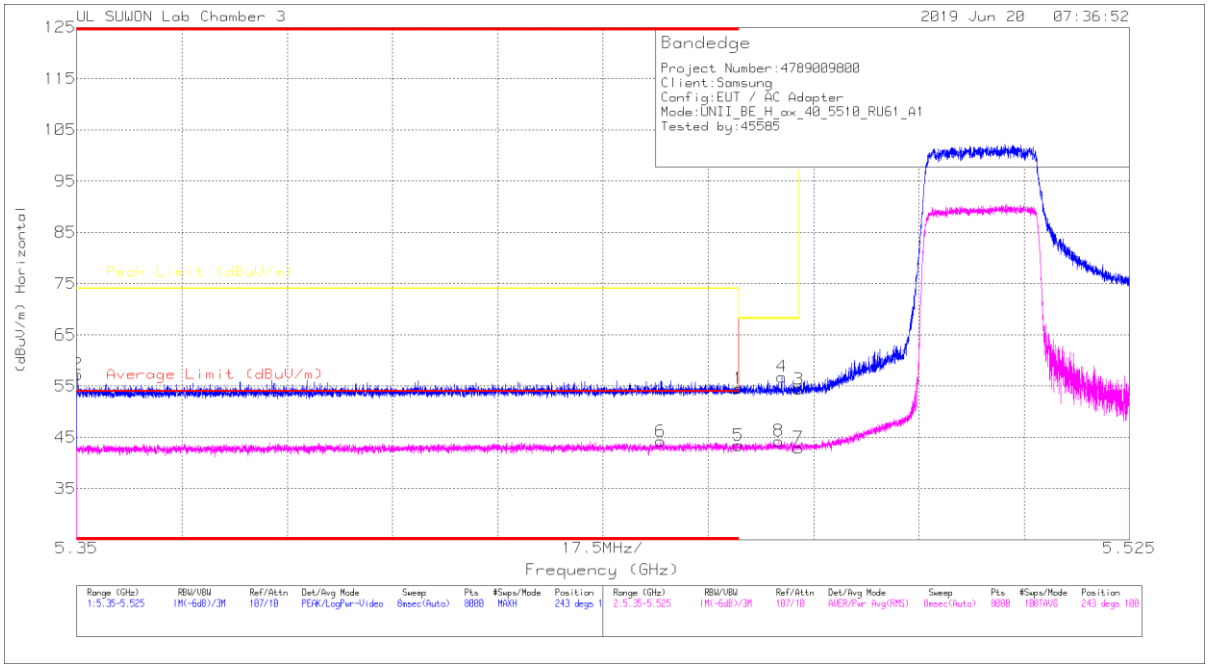

HORIZONTAL DATA

Trace Markers

Marker	Frequency (GHz)	Meter Reading (dBuV)	Det	3117_00205959	10dB[dB]	DC Corr (dB)	Corrected Reading (dBuV/m)	Average Limit (dBuV/m)	Margin (dB)	Peak Limit (dBuV/m)	PK Margin (dB)	Azimuth (Degs)	Height (cm)	Polarity
1	* 5.46	38.22	Pk	34.7	-18.4	0	54.52	-	-	74	-19.48	243	100	H
2	* 5.35	41.3	Pk	34.7	-18.7	0	57.3	-	-	74	-16.7	243	100	H
3	5.47	38.23	Pk	34.7	-18.5	0	54.43	-	-	68.2	-13.77	243	100	H
4	5.467	40.62	Pk	34.7	-18.5	0	56.82	-	-	68.2	-11.38	243	100	H
5	* 5.46	27.74	RMS	34.7	-19	0	43.44	54	-10.56	-	-	243	100	H
6	* 5.447	28.54	RMS	34.7	-19	0	44.24	54	-9.76	-	-	243	100	H
7	5.47	27.13	RMS	34.7	-18.9	0	42.93	-	-	-	-	243	100	H
8	5.467	28.5	RMS	34.7	-18.9	0	44.3	-	-	-	-	243	100	H

* - indicates frequency in CFR47 Pt 15 / IC RSS-Restricted Band
Pk - Peak detector
RMS - RMS detection

UL Korea, Ltd. Confidential
This report shall not be reproduced except in full, without the written approval of UL Korea, Ltd.

VERTICAL PEAK AND AVERAGE PLOT

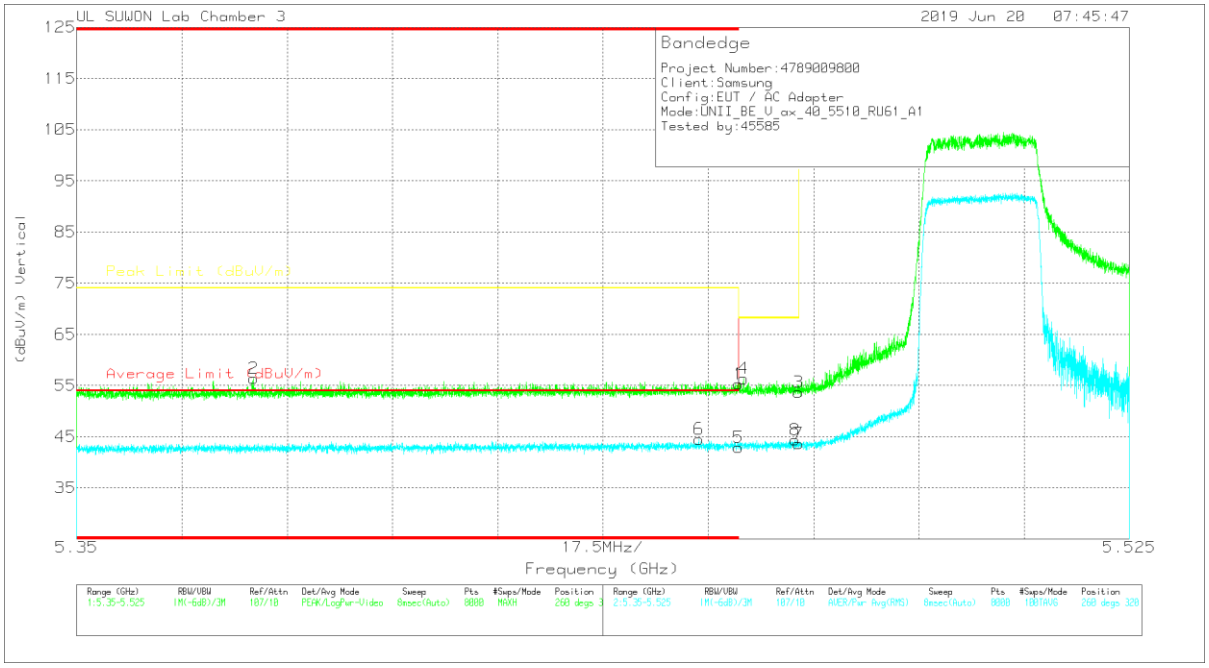

VERTICAL DATA

Trace Markers

Marker	Frequency (GHz)	Meter Reading (dBuV)	Det	3117_00205959	10dB[dB]	DC Corr (dB)	Corrected Reading (dBuV/m)	Average Limit (dBuV/m)	Margin (dB)	Peak Limit (dBuV/m)	PK Margin (dB)	Azimuth (Degs)	Height (cm)	Polarity
1	* 5.46	38.95	Pk	34.7	-18.4	0	55.25	-	-	74	-18.75	260	320	V
2	* 5.379	40.28	Pk	34.7	-18.6	0	56.38	-	-	74	-17.62	260	320	V
3	5.47	37.46	Pk	34.7	-18.5	0	53.66	-	-	68.2	-14.54	260	320	V
4	5.461	40.04	Pk	34.7	-18.4	0	56.34	-	-	68.2	-11.86	260	320	V
5	* 5.46	27.19	RMS	34.7	-19	0	42.89	54	-11.11	-	-	260	320	V
6	* 5.453	28.82	RMS	34.7	-19	0	44.52	54	-9.48	-	-	260	320	V
7	5.47	27.8	RMS	34.7	-18.9	0	43.6	-	-	-	-	260	320	V
8	5.469	28.56	RMS	34.7	-18.9	0	44.36	-	-	-	-	260	320	V

* - indicates frequency in CFR47 Pt 15 / IC RSS-Restricted Band
Pk - Peak detector
RMS - RMS detection

UL Korea, Ltd. Confidential
This report shall not be reproduced except in full, without the written approval of UL Korea, Ltd.

242T RU mode (ANT_2 / HE40 / RU offset 61)

HORIZONTAL PEAK AND AVERAGE PLOT

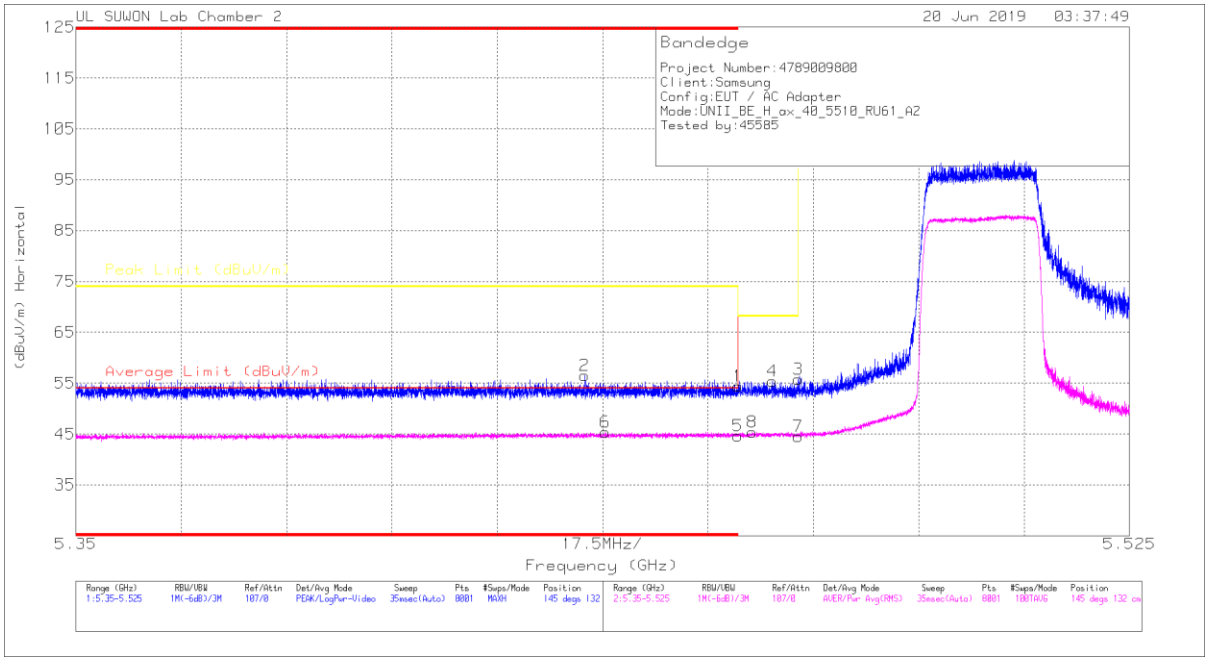

HORIZONTAL DATA

Trace Markers

Marker	Frequency (GHz)	Meter Reading (dBuV)	Det	3117_00168724	10dB[dB]	DC Corr (dB)	Corrected Reading (dBuV/m)	Average Limit (dBuV/m)	Margin (dB)	Peak Limit (dBuV/m)	PK Margin (dB)	Azimuth (Degs)	Height (cm)	Polarity
1	* 5.46	38.03	Pk	34.6	-18.2	0	54.43	-	-	74	-19.57	145	132	H
2	* 5.435	40.19	Pk	34.5	-18.2	0	56.49	-	-	74	-17.51	145	132	H
3	5.47	39.31	Pk	34.6	-18.1	0	55.81	-	-	68.2	-12.39	145	132	H
4	5.466	38.96	Pk	34.6	-18.2	0	55.36	-	-	68.2	-12.84	145	132	H
5	* 5.46	26.97	RMS	34.6	-16.9	0	44.67	54	-9.33	-	-	145	132	H
6	* 5.438	27.86	RMS	34.5	-17	0	45.36	54	-8.64	-	-	145	132	H
7	5.47	26.79	RMS	34.6	-16.9	0	44.49	-	-	-	-	145	132	H
8	5.462	27.67	RMS	34.6	-16.9	0	45.37	-	-	-	-	145	132	H

* - indicates frequency in CFR47 Pt 15 / IC RSS-Restricted Band
Pk - Peak detector
RMS - RMS detection

UL Korea, Ltd. Confidential
This report shall not be reproduced except in full, without the written approval of UL Korea, Ltd.

VERTICAL PEAK AND AVERAGE PLOT

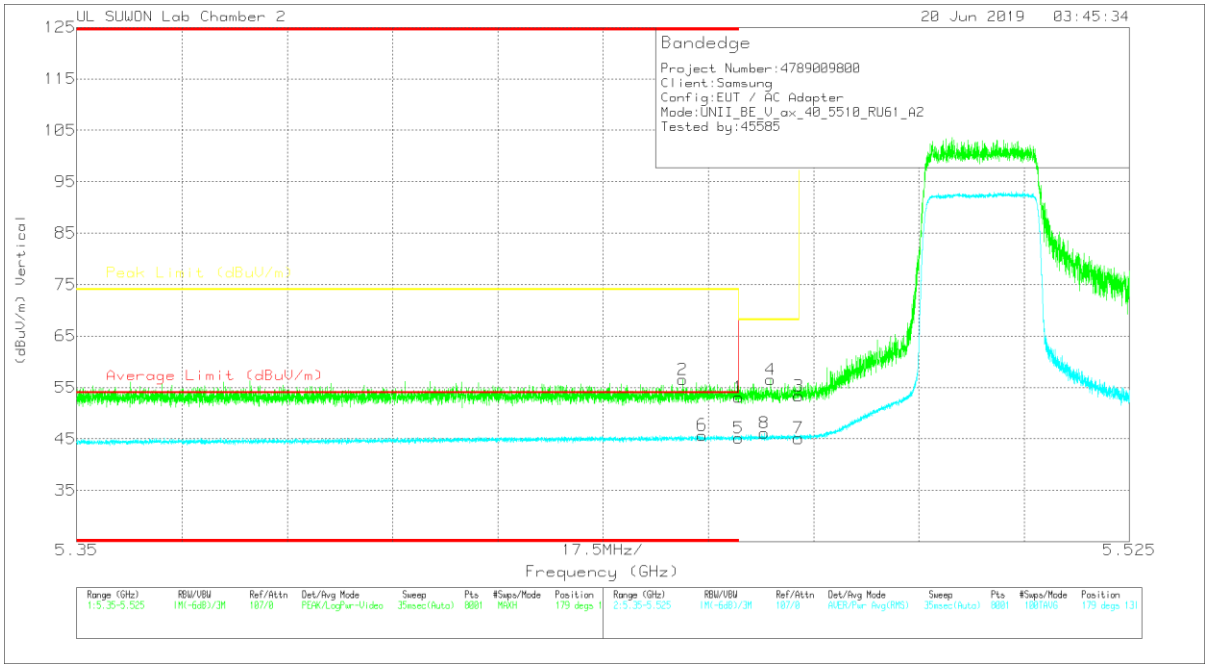

VERTICAL DATA

Trace Markers

Marker	Frequency (GHz)	Meter Reading (dBuV)	Det	3117_00168724	10dB[dB]	DC Corr (dB)	Corrected Reading (dBuV/m)	Average Limit (dBuV/m)	Margin (dB)	Peak Limit (dBuV/m)	PK Margin (dB)	Azimuth (Degs)	Height (cm)	Polarity
1	* 5.46	36.7	Pk	34.6	-18.2	0	53.1	-	-	74	-20.9	179	131	V
2	* 5.451	39.99	Pk	34.6	-18.1	0	56.49	-	-	74	-17.51	179	131	V
3	5.47	36.82	Pk	34.6	-18.1	0	53.32	-	-	68.2	-14.88	179	131	V
4	5.465	40.1	Pk	34.6	-18.2	0	56.5	-	-	68.2	-11.7	179	131	V
5	* 5.46	27.45	RMS	34.6	-16.9	0	45.15	54	-8.85	-	-	179	131	V
6	* 5.454	28	RMS	34.6	-16.9	0	45.7	54	-8.3	-	-	179	131	V
7	5.47	27.41	RMS	34.6	-16.9	0	45.11	-	-	-	-	179	131	V
8	5.464	28.42	RMS	34.6	-16.9	0	46.12	-	-	-	-	179	131	V

* - indicates frequency in CFR47 Pt 15 / IC RSS-Restricted Band
Pk - Peak detector
RMS - RMS detection

UL Korea, Ltd. Confidential
This report shall not be reproduced except in full, without the written approval of UL Korea, Ltd.

106T RU mode (ANT_1 / HE20 / RU offset 53)

HORIZONTAL PEAK AND AVERAGE PLOT

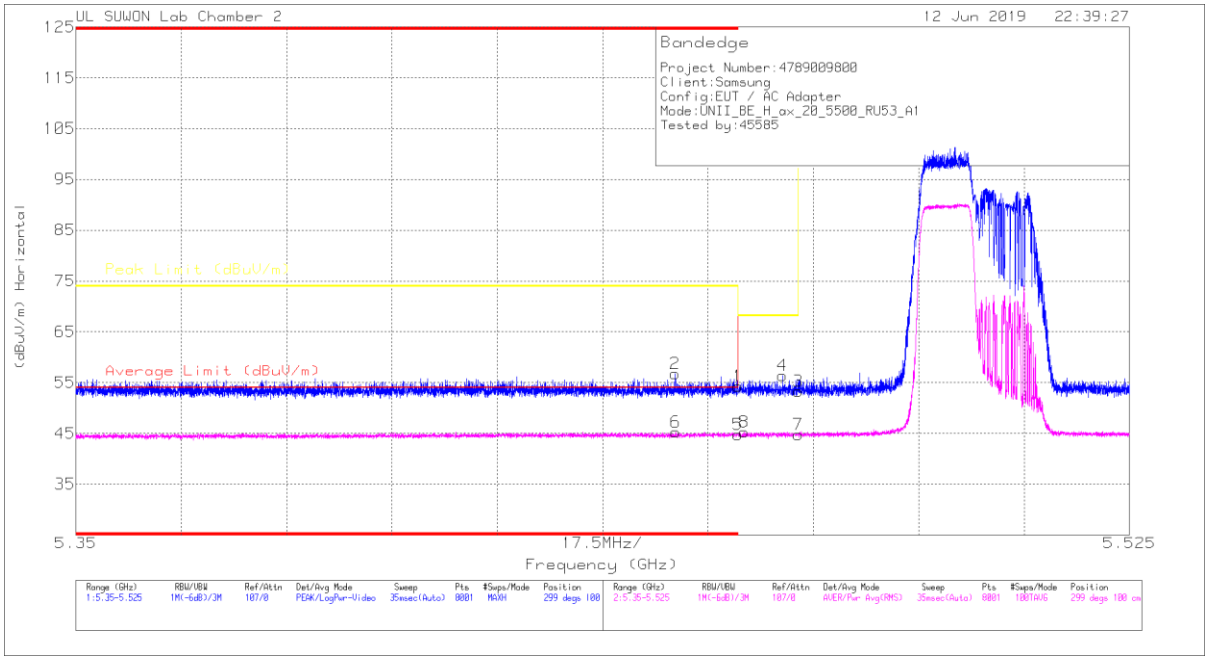

HORIZONTAL DATA

Trace Markers

Marker	Frequency (GHz)	Meter Reading (dBuV)	Det	3117_00168724	10dB[dB]	DC Corr (dB)	Corrected Reading (dBuV/m)	Average Limit (dBuV/m)	Margin (dB)	Peak Limit (dBuV/m)	PK Margin (dB)	Azimuth (Degs)	Height (cm)	Polarity
1	* 5.46	37.93	Pk	34.6	-18.2	0	54.33	-	-	74	-19.67	299	100	H
2	* 5.45	40.34	Pk	34.5	-18.1	0	56.74	-	-	74	-17.26	299	100	H
3	5.47	36.85	Pk	34.6	-18.1	0	53.35	-	-	68.2	-14.85	299	100	H
4	5.467	40.01	Pk	34.6	-18.2	0	56.41	-	-	68.2	-11.79	299	100	H
5	* 5.46	27.05	RMS	34.6	-16.9	0	44.75	54	-9.25	-	-	299	100	H
6	* 5.45	27.67	RMS	34.5	-16.9	0	45.27	54	-8.73	-	-	299	100	H
7	5.47	27.11	RMS	34.6	-16.9	0	44.81	-	-	-	-	299	100	H
8	5.461	27.61	RMS	34.6	-16.9	0	45.31	-	-	-	-	299	100	H

* - indicates frequency in CFR47 Pt 15 / IC RSS-Restricted Band
Pk - Peak detector
RMS - RMS detection

UL Korea, Ltd. Confidential
This report shall not be reproduced except in full, without the written approval of UL Korea, Ltd.

VERTICAL PEAK AND AVERAGE PLOT

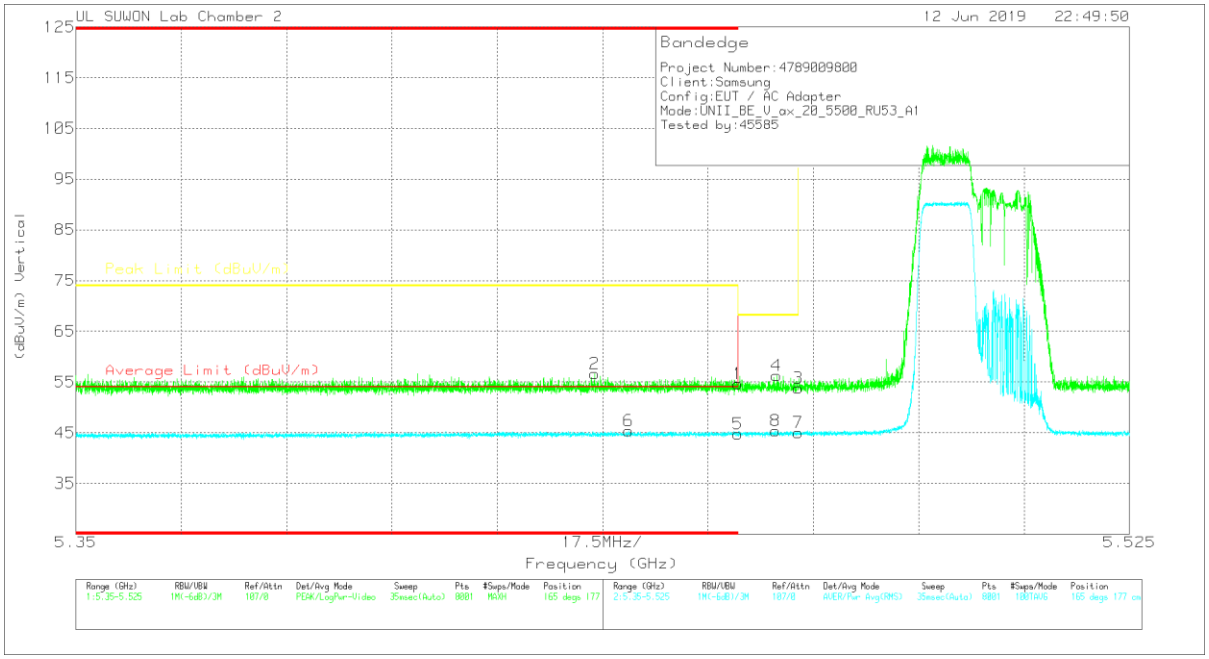

VERTICAL DATA

Trace Markers

Marker	Frequency (GHz)	Meter Reading (dBuV)	Det	3117_00168724	10dB[dB]	DC Corr (dB)	Corrected Reading (dBuV/m)	Average Limit (dBuV/m)	Margin (dB)	Peak Limit (dBuV/m)	PK Margin (dB)	Azimuth (Degs)	Height (cm)	Polarity
1	* 5.46	38.24	Pk	34.6	-18.2	0	54.64	-	-	74	-19.36	165	177	V
2	* 5.436	40.38	Pk	34.5	-18.2	0	56.68	-	-	74	-17.32	165	177	V
3	5.47	37.33	Pk	34.6	-18.1	0	53.83	-	-	68.2	-14.37	165	177	V
4	5.466	39.84	Pk	34.6	-18.2	0	56.24	-	-	68.2	-11.96	165	177	V
5	* 5.46	27.02	RMS	34.6	-16.9	0	44.72	54	-9.28	-	-	165	177	V
6	* 5.442	27.83	RMS	34.5	-16.9	0	45.43	54	-8.57	-	-	165	177	V
7	5.47	27.34	RMS	34.6	-16.9	0	45.04	-	-	-	-	165	177	V
8	5.466	27.73	RMS	34.6	-16.9	0	45.43	-	-	-	-	165	177	V

* - indicates frequency in CFR47 Pt 15 / IC RSS-Restricted Band
Pk - Peak detector
RMS - RMS detection

UL Korea, Ltd. Confidential
This report shall not be reproduced except in full, without the written approval of UL Korea, Ltd.

106T RU mode (ANT_2 / HE40 / RU offset 53)

HORIZONTAL PEAK AND AVERAGE PLOT

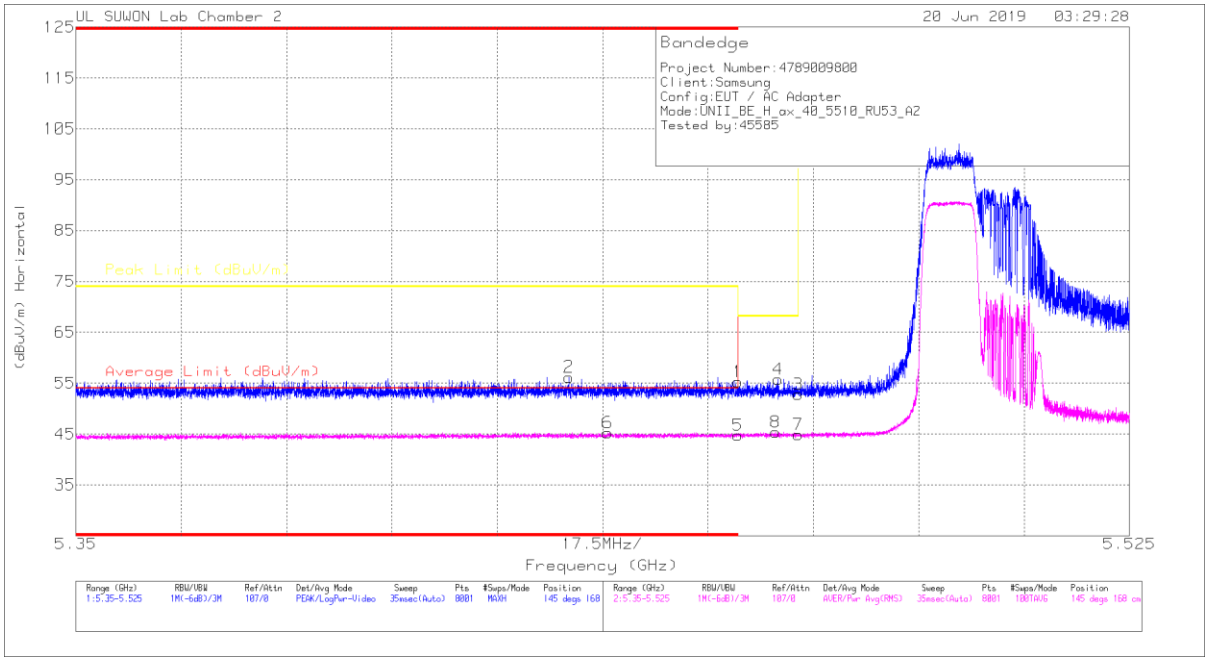

HORIZONTAL DATA

Trace Markers

Marker	Frequency (GHz)	Meter Reading (dBuV)	Det	3117_00168724	10dB[dB]	DC Corr (dB)	Corrected Reading (dBuV/m)	Average Limit (dBuV/m)	Margin (dB)	Peak Limit (dBuV/m)	PK Margin (dB)	Azimuth (Degs)	Height (cm)	Polarity
1	* 5.46	38.84	Pk	34.6	-18.2	0	55.24	-	-	74	-18.76	145	168	H
2	* 5.432	39.8	Pk	34.5	-18.1	0	56.2	-	-	74	-17.8	145	168	H
3	5.47	36.31	Pk	34.6	-18.1	0	52.81	-	-	68.2	-15.39	145	168	H
4	5.467	39.4	Pk	34.6	-18.2	0	55.8	-	-	68.2	-12.4	145	168	H
5	* 5.46	27.02	RMS	34.6	-16.9	0	44.72	54	-9.28	-	-	145	168	H
6	* 5.438	27.81	RMS	34.5	-17	0	45.31	54	-8.69	-	-	145	168	H
7	5.47	27.16	RMS	34.6	-16.9	0	44.86	-	-	-	-	145	168	H
8	5.466	27.72	RMS	34.6	-16.9	0	45.42	-	-	-	-	145	168	H

* - indicates frequency in CFR47 Pt 15 / IC RSS-Restricted Band
Pk - Peak detector
RMS - RMS detection

UL Korea, Ltd. Confidential
This report shall not be reproduced except in full, without the written approval of UL Korea, Ltd.

VERTICAL PEAK AND AVERAGE PLOT

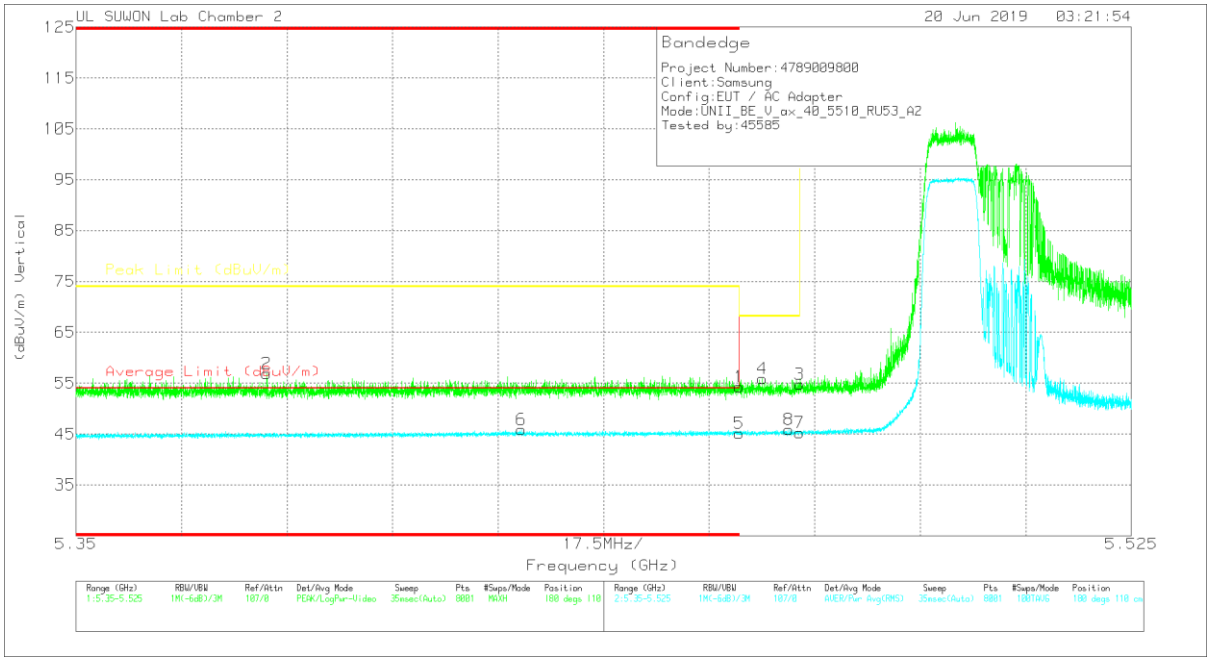

VERTICAL DATA

Trace Markers

Marker	Frequency (GHz)	Meter Reading (dBuV)	Det	3117_00168724	10dB[dB]	DC Corr (dB)	Corrected Reading (dBuV/m)	Average Limit (dBuV/m)	Margin (dB)	Peak Limit (dBuV/m)	PK Margin (dB)	Azimuth (Degs)	Height (cm)	Polarity
1	* 5.46	37.94	Pk	34.6	-18.2	0	54.34	-	-	74	-19.66	180	110	V
2	* 5.382	40.46	Pk	34.5	-18.1	0	56.86	-	-	74	-17.14	180	110	V
3	5.47	38.25	Pk	34.6	-18.1	0	54.75	-	-	68.2	-13.45	180	110	V
4	5.464	39.42	Pk	34.6	-18.1	0	55.92	-	-	68.2	-12.28	180	110	V
5	* 5.46	27.48	RMS	34.6	-16.9	0	45.18	54	-8.82	-	-	180	110	V
6	* 5.424	28.41	RMS	34.5	-17	0	45.91	54	-8.09	-	-	180	110	V
7	5.47	27.57	RMS	34.6	-16.9	0	45.27	-	-	-	-	180	110	V
8	5.468	28.19	RMS	34.6	-16.9	0	45.89	-	-	-	-	180	110	V

* - indicates frequency in CFR47 Pt 15 / IC RSS-Restricted Band
Pk - Peak detector
RMS - RMS detection

UL Korea, Ltd. Confidential
This report shall not be reproduced except in full, without the written approval of UL Korea, Ltd.

52T RU mode (ANT_1 / HE80 / RU offset 37)

HORIZONTAL PEAK AND AVERAGE PLOT

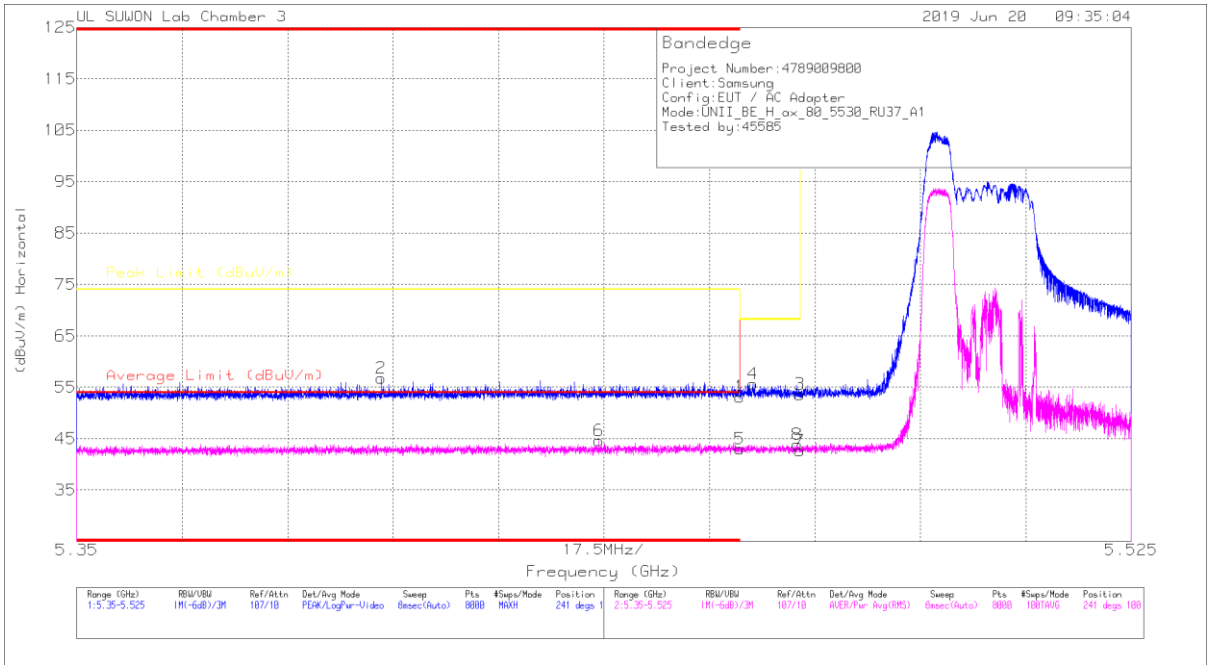

HORIZONTAL DATA

Trace Markers

Marker	Frequency (GHz)	Meter Reading (dBuV)	Det	3117_00205959	10dB[dB]	DC Corr (dB)	Corrected Reading (dBuV/m)	Average Limit (dBuV/m)	Margin (dB)	Peak Limit (dBuV/m)	PK Margin (dB)	Azimuth (Degs)	Height (cm)	Polarity
1	* 5.46	36.83	Pk	34.7	-18.4	0	53.13	-	-	74	-20.87	241	100	H
2	* 5.4	40.74	Pk	34.7	-18.7	0	56.74	-	-	74	-17.26	241	100	H
3	5.47	37.41	Pk	34.7	-18.5	0	53.61	-	-	68.2	-14.59	241	100	H
4	5.462	39.45	Pk	34.7	-18.5	0	55.65	-	-	68.2	-12.55	241	100	H
5	* 5.46	27.28	RMS	34.7	-19	0	42.98	54	-11.02	-	-	241	100	H
6	* 5.437	28.93	RMS	34.7	-19	0	44.63	54	-9.37	-	-	241	100	H
7	5.47	26.83	RMS	34.7	-18.9	0	42.63	-	-	-	-	241	100	H
8	5.47	28.06	RMS	34.7	-18.9	0	43.86	-	-	-	-	241	100	H

* - indicates frequency in CFR47 Pt 15 / IC RSS-Restricted Band
Pk - Peak detector
RMS - RMS detection

UL Korea, Ltd. Confidential
This report shall not be reproduced except in full, without the written approval of UL Korea, Ltd.

VERTICAL PEAK AND AVERAGE PLOT

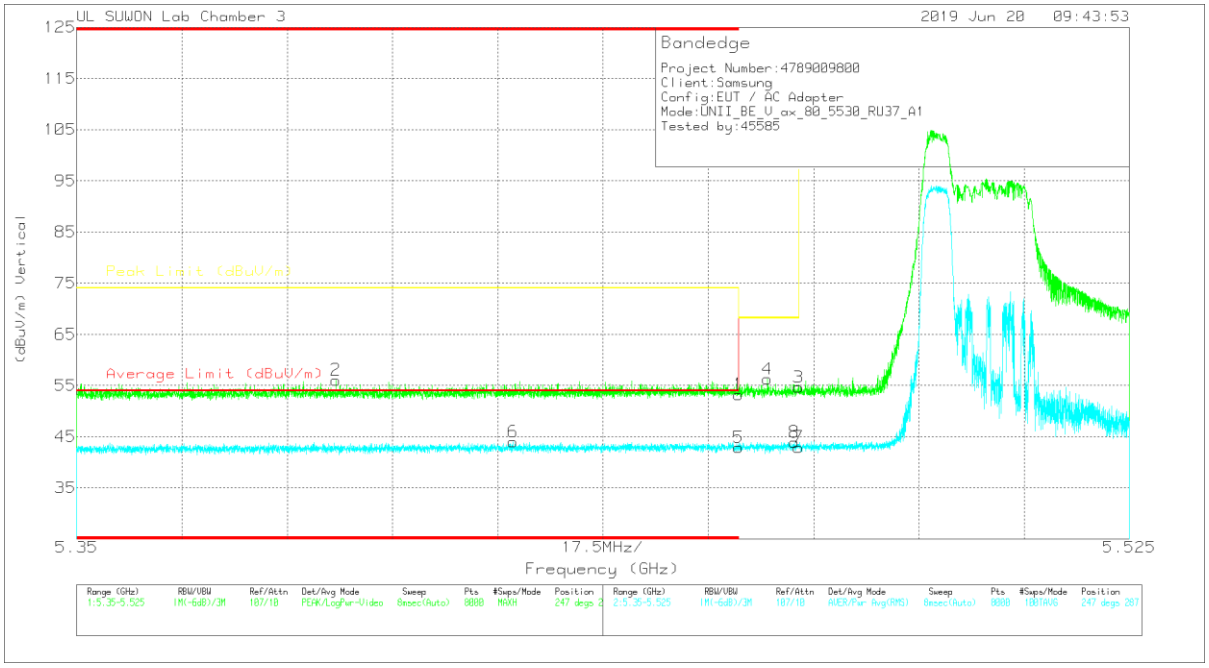

VERTICAL DATA

Trace Markers

Marker	Frequency (GHz)	Meter Reading (dBuV)	Det	3117_00205959	10dB[dB]	DC Corr (dB)	Corrected Reading (dBuV/m)	Average Limit (dBuV/m)	Margin (dB)	Peak Limit (dBuV/m)	PK Margin (dB)	Azimuth (Degs)	Height (cm)	Polarity
1	* 5.46	36.94	Pk	34.7	-18.4	0	53.24	-	-	74	-20.76	247	287	V
2	* 5.393	39.96	Pk	34.7	-18.6	0	56.06	-	-	74	-17.94	247	287	V
3	5.47	38.49	Pk	34.7	-18.5	0	54.69	-	-	68.2	-13.51	247	287	V
4	5.465	40.05	Pk	34.7	-18.5	0	56.25	-	-	68.2	-11.95	247	287	V
5	* 5.46	27.22	RMS	34.7	-19	0	42.92	54	-11.08	-	-	247	287	V
6	* 5.423	28.31	RMS	34.7	-19	0	44.01	54	-9.99	-	-	247	287	V
7	5.47	27.13	RMS	34.7	-18.9	0	42.93	-	-	-	-	247	287	V
8	5.469	28.11	RMS	34.7	-18.9	0	43.91	-	-	-	-	247	287	V

* - indicates frequency in CFR47 Pt 15 / IC RSS-Restricted Band
Pk - Peak detector
RMS - RMS detection

UL Korea, Ltd. Confidential
This report shall not be reproduced except in full, without the written approval of UL Korea, Ltd.

52T RU mode (ANT_2 / HE20 / RU offset 37)

HORIZONTAL PEAK AND AVERAGE PLOT

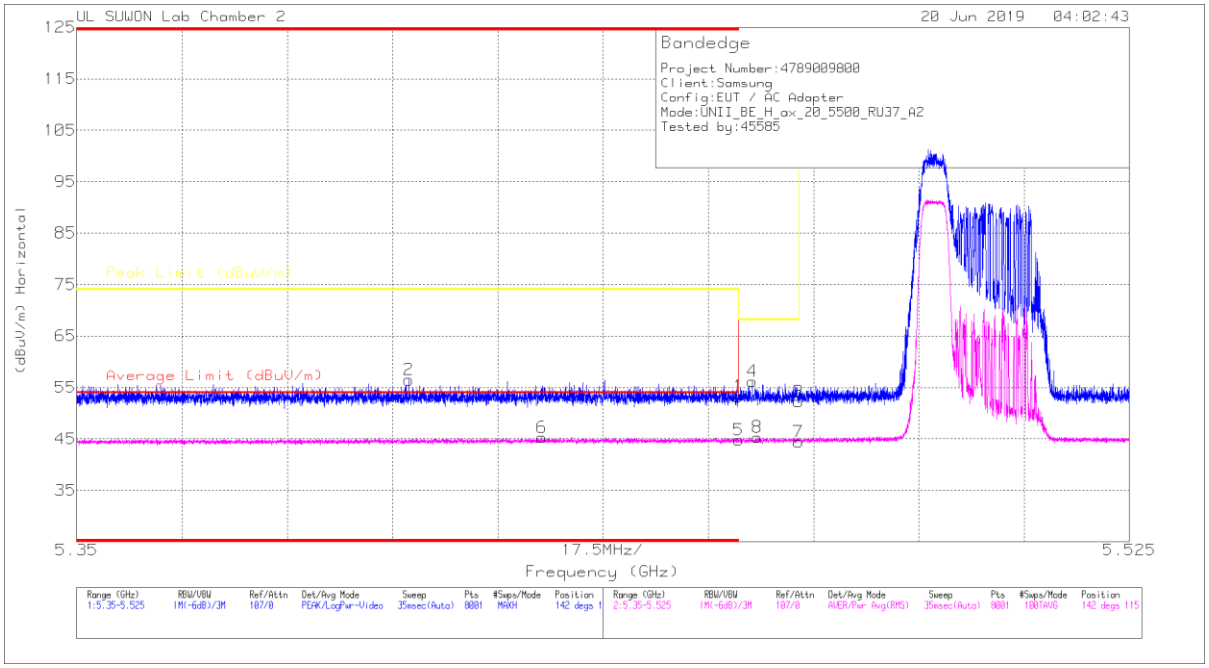

HORIZONTAL DATA

Trace Markers

Marker	Frequency (GHz)	Meter Reading (dBuV)	Det	3117_00168724	10dB[dB]	DC Corr (dB)	Corrected Reading (dBuV/m)	Average Limit (dBuV/m)	Margin (dB)	Peak Limit (dBuV/m)	PK Margin (dB)	Azimuth (Degs)	Height (cm)	Polarity
1	* 5.46	36.88	Pk	34.6	-18.2	0	53.28	-	-	74	-20.72	142	115	H
2	* 5.405	40.08	Pk	34.5	-18.1	0	56.48	-	-	74	-17.52	142	115	H
3	5.47	35.75	Pk	34.6	-18.1	0	52.25	-	-	68.2	-15.95	142	115	H
4	5.462	39.69	Pk	34.6	-18.1	0	56.19	-	-	68.2	-12.01	142	115	H
5	* 5.46	27.1	RMS	34.6	-16.9	0	44.8	54	-9.2	-	-	142	115	H
6	* 5.427	27.79	RMS	34.5	-17	0	45.29	54	-8.71	-	-	142	115	H
7	5.47	26.7	RMS	34.6	-16.9	0	44.4	-	-	-	-	142	115	H
8	5.463	27.61	RMS	34.6	-16.9	0	45.31	-	-	-	-	142	115	H

* - indicates frequency in CFR47 Pt 15 / IC RSS-Restricted Band
Pk - Peak detector
RMS - RMS detection

UL Korea, Ltd. Confidential
This report shall not be reproduced except in full, without the written approval of UL Korea, Ltd.

VERTICAL PEAK AND AVERAGE PLOT

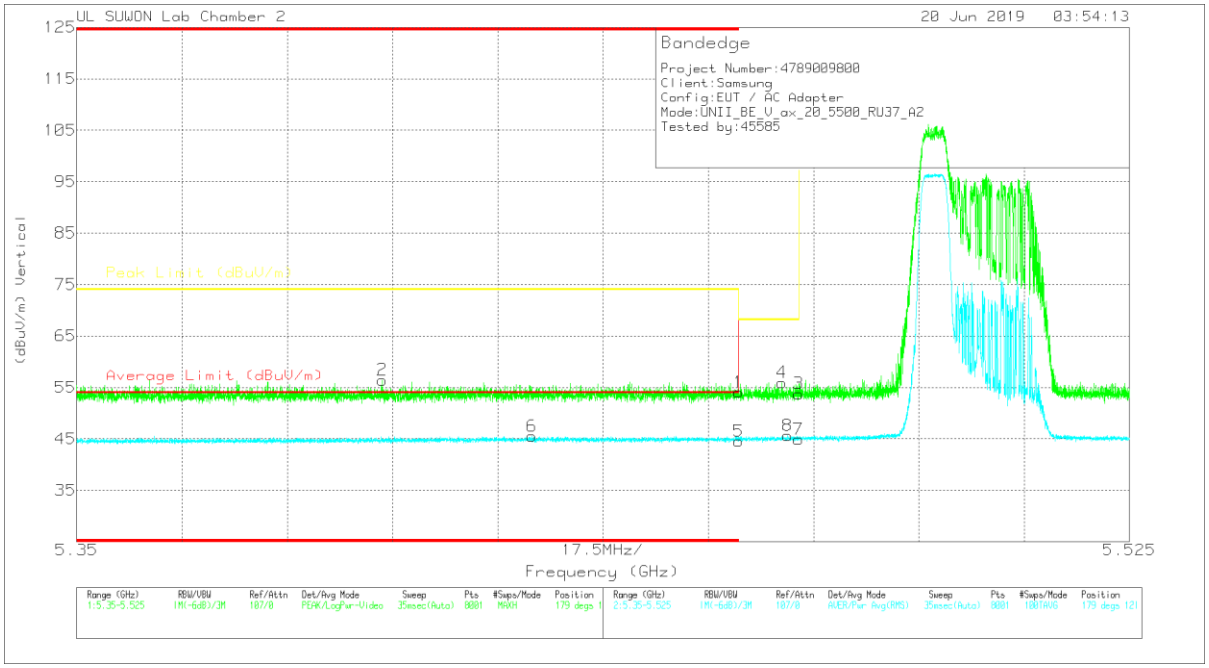

VERTICAL DATA

Trace Markers

Marker	Frequency (GHz)	Meter Reading (dBuV)	Det	3117_00168724	10dB[dB]	DC Corr (dB)	Corrected Reading (dBuV/m)	Average Limit (dBuV/m)	Margin (dB)	Peak Limit (dBuV/m)	PK Margin (dB)	Azimuth (Degs)	Height (cm)	Polarity
1	* 5.46	37.66	Pk	34.6	-18.2	0	54.06	-	-	74	-19.94	179	121	V
2	* 5.401	40.15	Pk	34.5	-18.2	0	56.45	-	-	74	-17.55	179	121	V
3	5.47	37.27	Pk	34.6	-18.1	0	53.77	-	-	68.2	-14.43	179	121	V
4	5.467	39.55	Pk	34.6	-18.2	0	55.95	-	-	68.2	-12.25	179	121	V
5	* 5.46	26.81	RMS	34.6	-16.9	0	44.51	54	-9.49	-	-	179	121	V
6	* 5.426	28.03	RMS	34.5	-17	0	45.53	54	-8.47	-	-	179	121	V
7	5.47	27.19	RMS	34.6	-16.9	0	44.89	-	-	-	-	179	121	V
8	5.468	27.95	RMS	34.6	-16.9	0	45.65	-	-	-	-	179	121	V

* - indicates frequency in CFR47 Pt 15 / IC RSS-Restricted Band
Pk - Peak detector
RMS - RMS detection

UL Korea, Ltd. Confidential
This report shall not be reproduced except in full, without the written approval of UL Korea, Ltd.

26T RU mode (ANT_1 / HE40 / RU offset 0)

HORIZONTAL PEAK AND AVERAGE PLOT

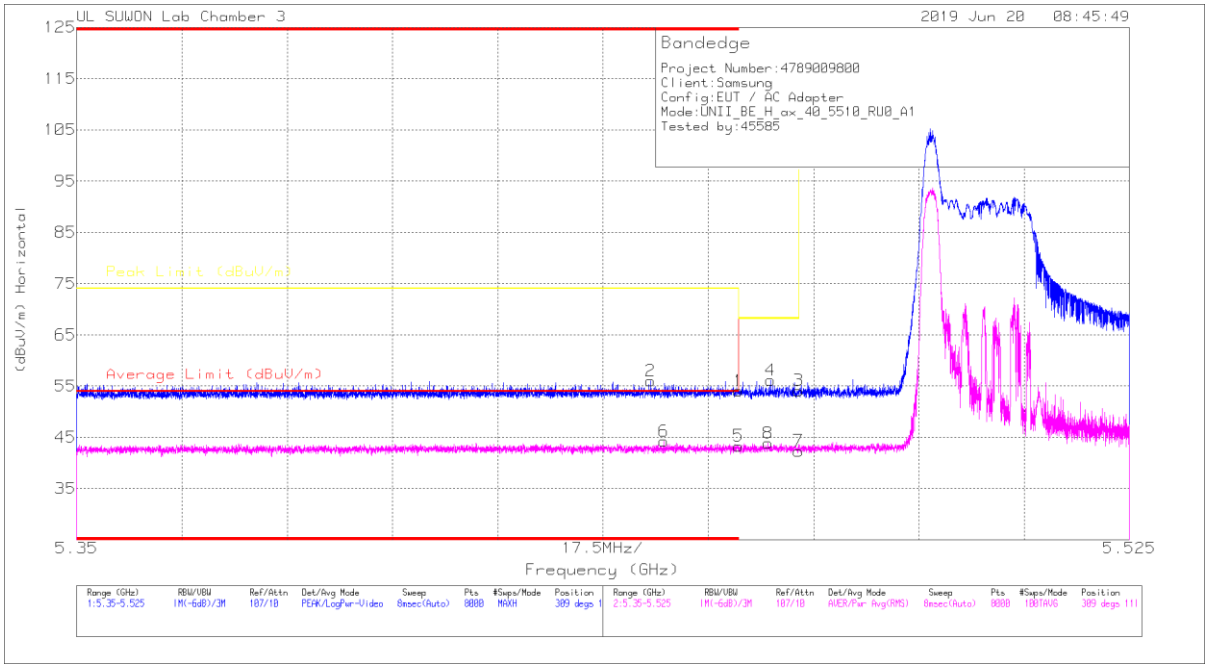

HORIZONTAL DATA

Trace Markers

Marker	Frequency (GHz)	Meter Reading (dBuV)	Det	3117_00205959	10dB[dB]	DC Corr (dB)	Corrected Reading (dBuV/m)	Average Limit (dBuV/m)	Margin (dB)	Peak Limit (dBuV/m)	PK Margin (dB)	Azimuth (Degs)	Height (cm)	Polarity
1	* 5.46	37.77	Pk	34.7	-18.4	0	54.07	-	-	74	-19.93	309	111	H
2	* 5.445	39.81	Pk	34.7	-18.5	0	56.01	-	-	74	-17.99	309	111	H
3	5.47	37.92	Pk	34.7	-18.5	0	54.12	-	-	68.2	-14.08	309	111	H
4	5.465	39.85	Pk	34.7	-18.4	0	56.15	-	-	68.2	-12.05	309	111	H
5	* 5.46	27.61	RMS	34.7	-19	0	43.31	54	-10.69	-	-	309	111	H
6	* 5.448	28.54	RMS	34.7	-19	0	44.24	54	-9.76	-	-	309	111	H
7	5.47	26.53	RMS	34.7	-18.9	0	42.33	-	-	-	-	309	111	H
8	5.465	28.04	RMS	34.7	-18.9	0	43.84	-	-	-	-	309	111	H

* - indicates frequency in CFR47 Pt 15 / IC RSS-Restricted Band
Pk - Peak detector
RMS - RMS detection

UL Korea, Ltd. Confidential
This report shall not be reproduced except in full, without the written approval of UL Korea, Ltd.

VERTICAL PEAK AND AVERAGE PLOT

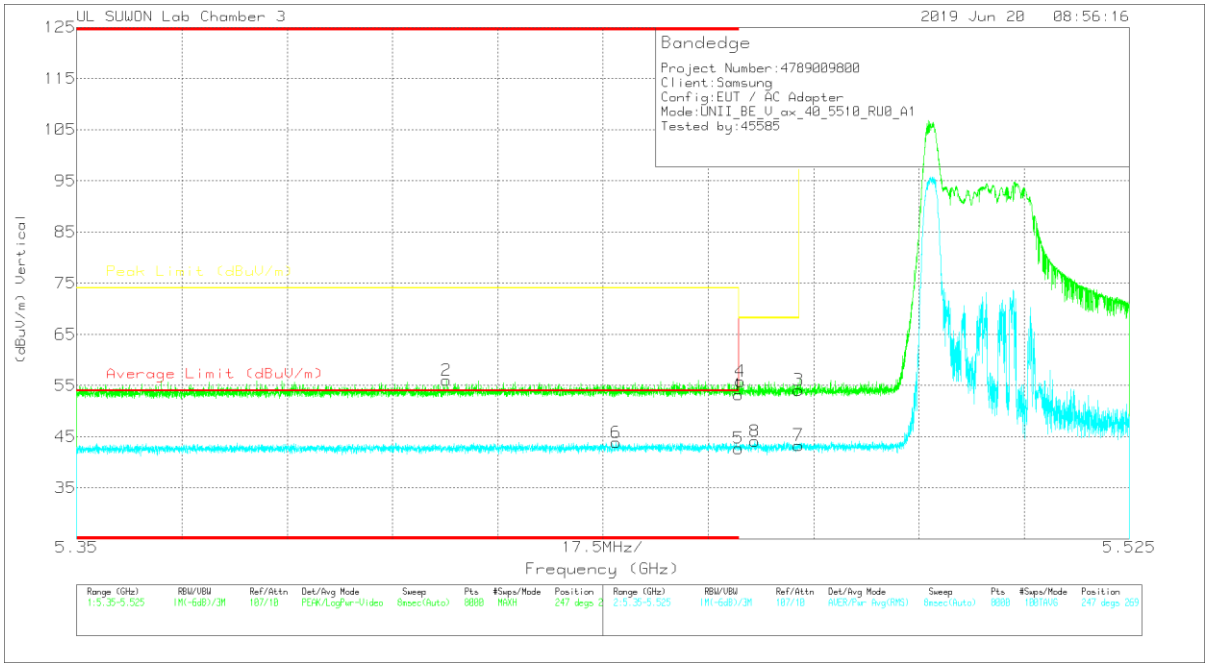

VERTICAL DATA

Trace Markers

Marker	Frequency (GHz)	Meter Reading (dBuV)	Det	3117_00205959	10dB[dB]	DC Corr (dB)	Corrected Reading (dBuV/m)	Average Limit (dBuV/m)	Margin (dB)	Peak Limit (dBuV/m)	PK Margin (dB)	Azimuth (Degs)	Height (cm)	Polarity
1	* 5.46	36.87	Pk	34.7	-18.4	0	53.17	-	-	74	-20.83	247	269	V
2	* 5.411	39.91	Pk	34.7	-18.6	0	56.01	-	-	74	-17.99	247	269	V
3	5.47	37.91	Pk	34.7	-18.5	0	54.11	-	-	68.2	-14.09	247	269	V
4	5.46	39.52	Pk	34.7	-18.4	0	55.82	-	-	68.2	-12.38	247	269	V
5	* 5.46	27.02	RMS	34.7	-19	0	42.72	54	-11.28	-	-	247	269	V
6	* 5.44	28.15	RMS	34.7	-19	0	43.85	54	-10.15	-	-	247	269	V
7	5.47	27.5	RMS	34.7	-18.9	0	43.3	-	-	-	-	247	269	V
8	5.463	28.34	RMS	34.7	-18.9	0	44.14	-	-	-	-	247	269	V

* - indicates frequency in CFR47 Pt 15 / IC RSS-Restricted Band
Pk - Peak detector
RMS - RMS detection

UL Korea, Ltd. Confidential
This report shall not be reproduced except in full, without the written approval of UL Korea, Ltd.

26T RU mode (ANT_2 / HE40 / RU offset 0)

HORIZONTAL PEAK AND AVERAGE PLOT

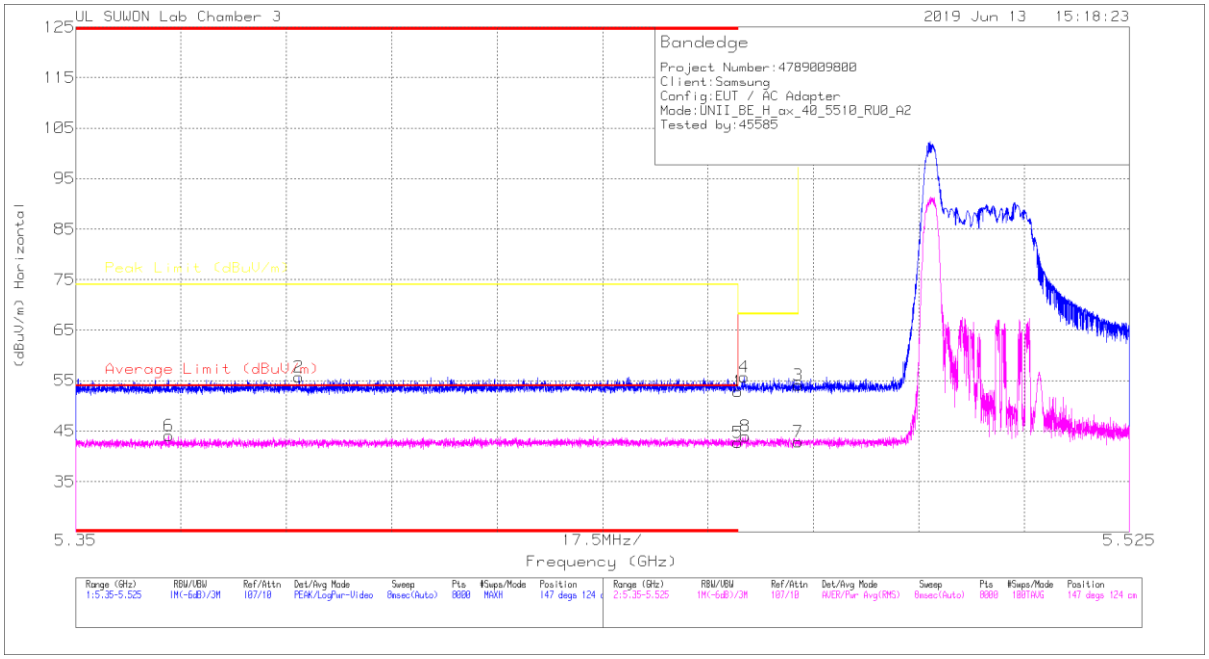

HORIZONTAL DATA

Trace Markers

Marker	Frequency (GHz)	Meter Reading (dBuV)	Det	3117_00205959	10dB[dB]	DC Corr (dB)	Corrected Reading (dBuV/m)	Average Limit (dBuV/m)	Margin (dB)	Peak Limit (dBuV/m)	PK Margin (dB)	Azimuth (Degs)	Height (cm)	Polarity
1	* 5.46	36.5	Pk	34.7	-18.4	0	52.8	-	-	74	-21.2	147	124	H
2	* 5.387	39.62	Pk	34.7	-18.6	0	55.72	-	-	74	-18.28	147	124	H
3	5.47	37.9	Pk	34.7	-18.5	0	54.1	-	-	68.2	-14.1	147	124	H
4	5.461	39.42	Pk	34.7	-18.4	0	55.72	-	-	68.2	-12.48	147	124	H
5	* 5.46	27.06	RMS	34.7	-19	0	42.76	54	-11.24	-	-	147	124	H
6	* 5.365	28.48	RMS	34.7	-19.1	0	44.08	54	-9.92	-	-	147	124	H
7	5.47	27.1	RMS	34.7	-18.9	0	42.9	-	-	-	-	147	124	H
8	5.461	28.27	RMS	34.7	-19	0	43.97	-	-	-	-	147	124	H

* - indicates frequency in CFR47 Pt 15 / IC RSS-Restricted Band
Pk - Peak detector
RMS - RMS detection

UL Korea, Ltd. Confidential
This report shall not be reproduced except in full, without the written approval of UL Korea, Ltd.

VERTICAL PEAK AND AVERAGE PLOT

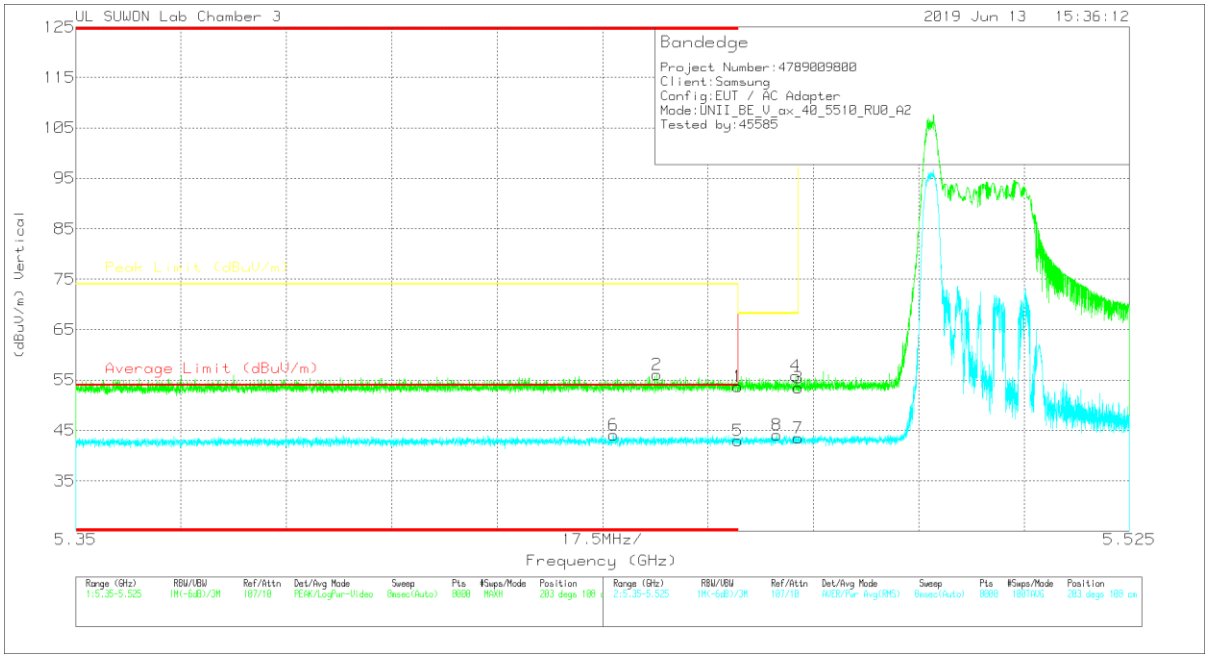

VERTICAL DATA

Trace Markers

Marker	Frequency (GHz)	Meter Reading (dBuV)	Det	3117_00205959	10dB[dB]	DC Corr (dB)	Corrected Reading (dBuV/m)	Average Limit (dBuV/m)	Margin (dB)	Peak Limit (dBuV/m)	PK Margin (dB)	Azimuth (Degs)	Height (cm)	Polarity
1	* 5.46	37.44	Pk	34.7	-18.4	0	53.74	-	-	74	-20.26	203	108	V
2	* 5.447	39.87	Pk	34.7	-18.5	0	56.07	-	-	74	-17.93	203	108	V
3	5.47	37.29	Pk	34.7	-18.5	0	53.49	-	-	68.2	-14.71	203	108	V
4	5.47	39.62	Pk	34.7	-18.5	0	55.82	-	-	68.2	-12.38	203	108	V
5	* 5.46	27.3	RMS	34.7	-19	0	43	54	-11	-	-	203	108	V
6	* 5.439	28.36	RMS	34.7	-19	0	44.06	54	-9.94	-	-	203	108	V
7	5.47	27.74	RMS	34.7	-18.9	0	43.54	-	-	-	-	203	108	V
8	5.466	28.31	RMS	34.7	-18.9	0	44.11	-	-	-	-	203	108	V

* - indicates frequency in CFR47 Pt 15 / IC RSS-Restricted Band
Pk - Peak detector
RMS - RMS detection

UL Korea, Ltd. Confidential
This report shall not be reproduced except in full, without the written approval of UL Korea, Ltd.

AUTHORIZED BANDEDGE (HIGH CHANNEL)

HE20 SU mode (ANT_1)

HORIZONTAL PEAK PLOT

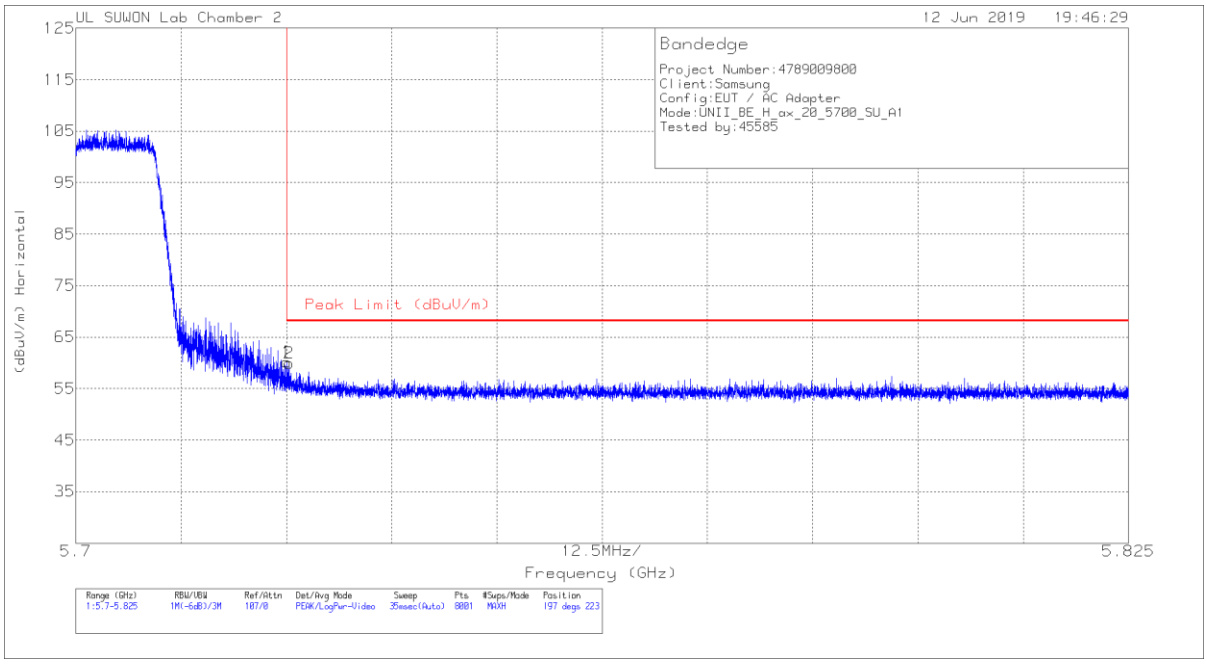

HORIZONTAL DATA

Trace Markers

Marker	Frequency (GHz)	Meter Reading (dBuV)	Det	3117_00168724	10dB[dB]	DC Corr (dB)	Corrected Reading (dBuV/m)	Peak Limit (dBuV/m)	PK Margin (dB)	Azimuth (Degs)	Height (cm)	Polarity
1	5.725	43.1	Pk	34.7	-17.6	0	60.2	68.2	-8	197	223	H
2	5.725	42.75	Pk	34.7	-17.5	0	59.95	68.2	-8.25	197	223	H

Pk - Peak detector

UL Korea, Ltd. Suwon Laboratory FORM ID: FCC_15E
218 Maeyeong-ro, Yeongtong-gu, Suwon-si, Gyeonggi-do, 16675 Korea TEL: (031) 337-9902,FAX: (031) 213-5433
UL Korea, Ltd. Confidential
This report shall not be reproduced except in full, without the written approval of UL Korea, Ltd.

VERTICAL PEAK PLOT

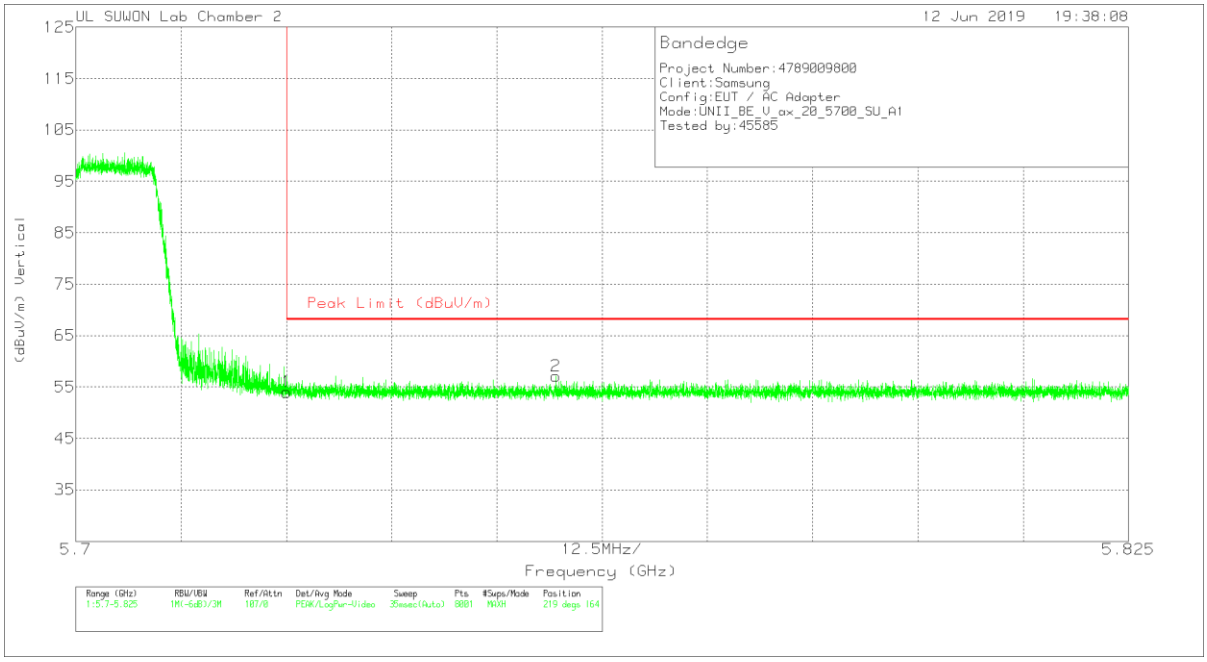

VERTICAL DATA

Trace Markers

Marker	Frequency (GHz)	Meter Reading (dBuV)	Det	3117_00168724	10dB[dB]	DC Corr (dB)	Corrected Reading (dBuV/m)	Peak Limit (dBuV/m)	PK Margin (dB)	Azimuth (Degs)	Height (cm)	Polarity
1	5.725	36.91	Pk	34.7	-17.6	0	54.01	68.2	-14.19	219	164	V
2	5.757	39.98	Pk	34.7	-17.5	0	57.18	68.2	-11.02	219	164	V

Pk - Peak detector

UL Korea, Ltd. Confidential
This report shall not be reproduced except in full, without the written approval of UL Korea, Ltd.

HE20 SU mode (ANT_2)

HORIZONTAL PEAK PLOT

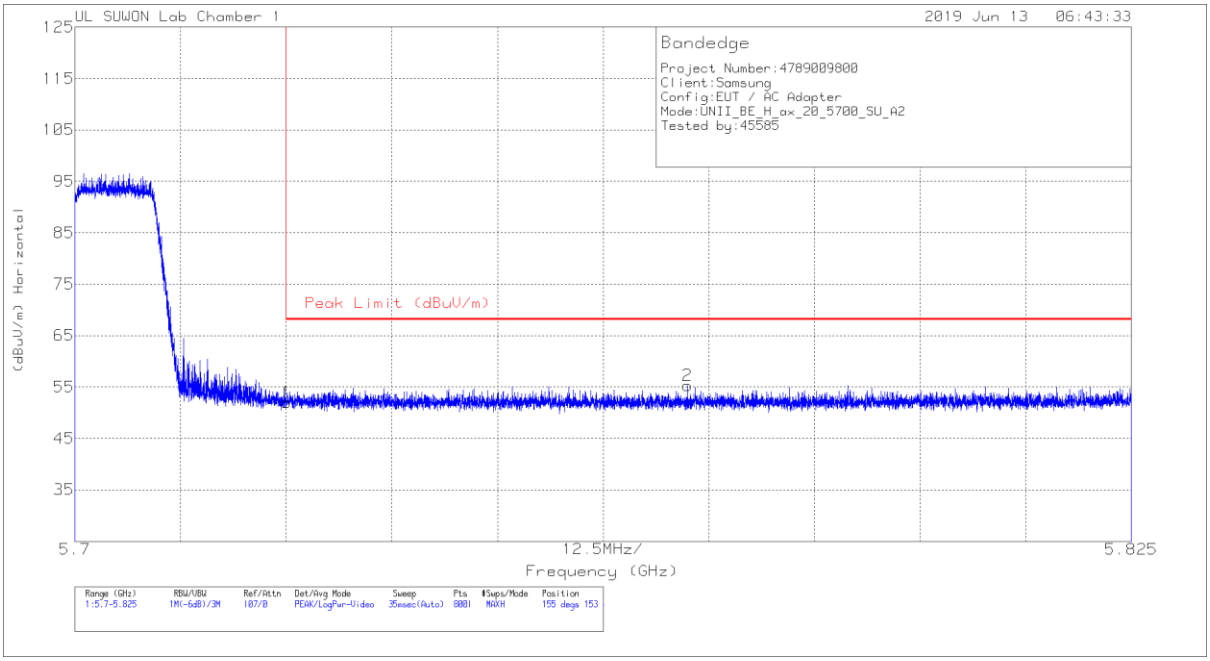

HORIZONTAL DATA

Trace Markers

Marker	Frequency (GHz)	Meter Reading (dBuV)	Det	3117_00168717	10dB[dB]	DC Corr (dB)	Corrected Reading (dBuV/m)	Peak Limit (dBuV/m)	PK Margin (dB)	Azimuth (Degs)	Height (cm)	Polarity
1	5.72502	38.27	Pk	34.8	-21.1	0	51.97	68.2	-16.23	155	153	H
2	5.77247	41.47	Pk	34.9	-21.1	0	55.27	68.2	-12.93	155	153	H

Pk - Peak detector

UL Korea, Ltd. Suwon Laboratory FORM ID: FCC_15E
218 Maeyeong-ro, Yeongtong-gu, Suwon-si, Gyeonggi-do, 16675 Korea TEL: (031) 337-9902,FAX: (031) 213-5433
UL Korea, Ltd. Confidential
This report shall not be reproduced except in full, without the written approval of UL Korea, Ltd.

VERTICAL PEAK PLOT

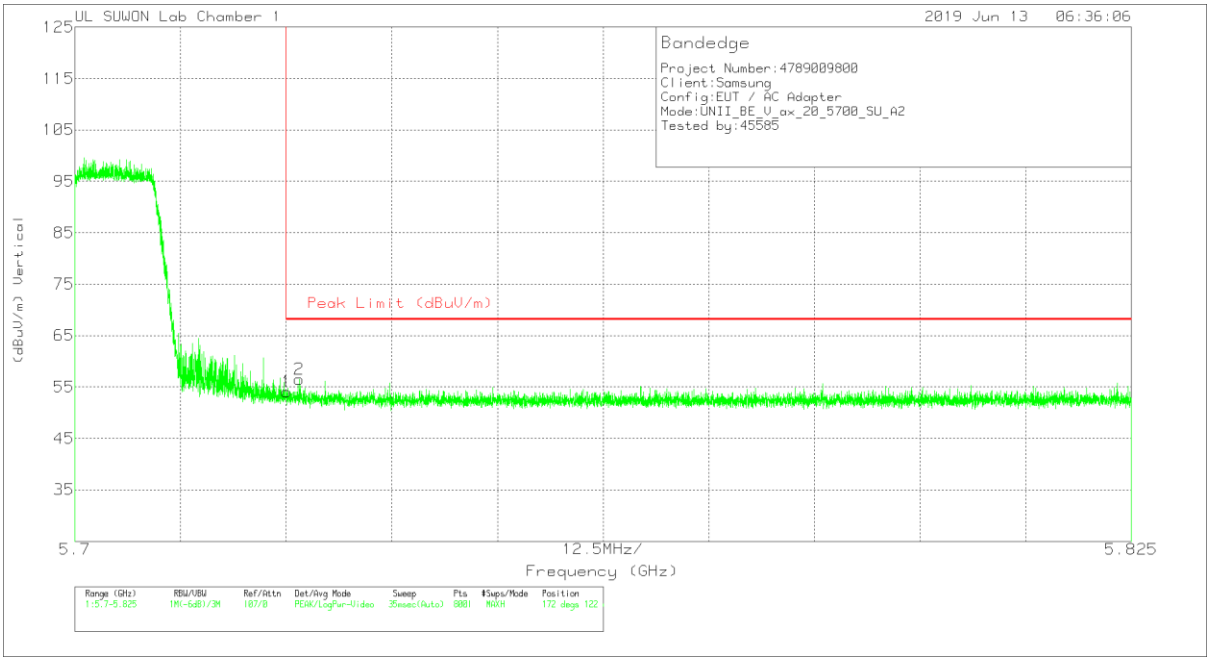

VERTICAL DATA

Trace Markers

Marker	Frequency (GHz)	Meter Reading (dBuV)	Det	3117_00168717	10dB[dB]	DC Corr (dB)	Corrected Reading (dBuV/m)	Peak Limit (dBuV/m)	PK Margin (dB)	Azimuth (Degs)	Height (cm)	Polarity
1	5.72502	40.4	Pk	34.8	-21.1	0	54.1	68.2	-14.1	172	122	V
2	5.72656	42.85	Pk	34.8	-21.1	0	56.55	68.2	-11.65	172	122	V

Pk - Peak detector

UL Korea, Ltd. Suwon Laboratory FORM ID: FCC_15E
218 Maeyeong-ro, Yeongtong-gu, Suwon-si, Gyeonggi-do, 16675 Korea TEL: (031) 337-9902,FAX: (031) 213-5433
UL Korea, Ltd. Confidential
This report shall not be reproduced except in full, without the written approval of UL Korea, Ltd.

HE40 SU mode (ANT_1)

HORIZONTAL PEAK PLOT

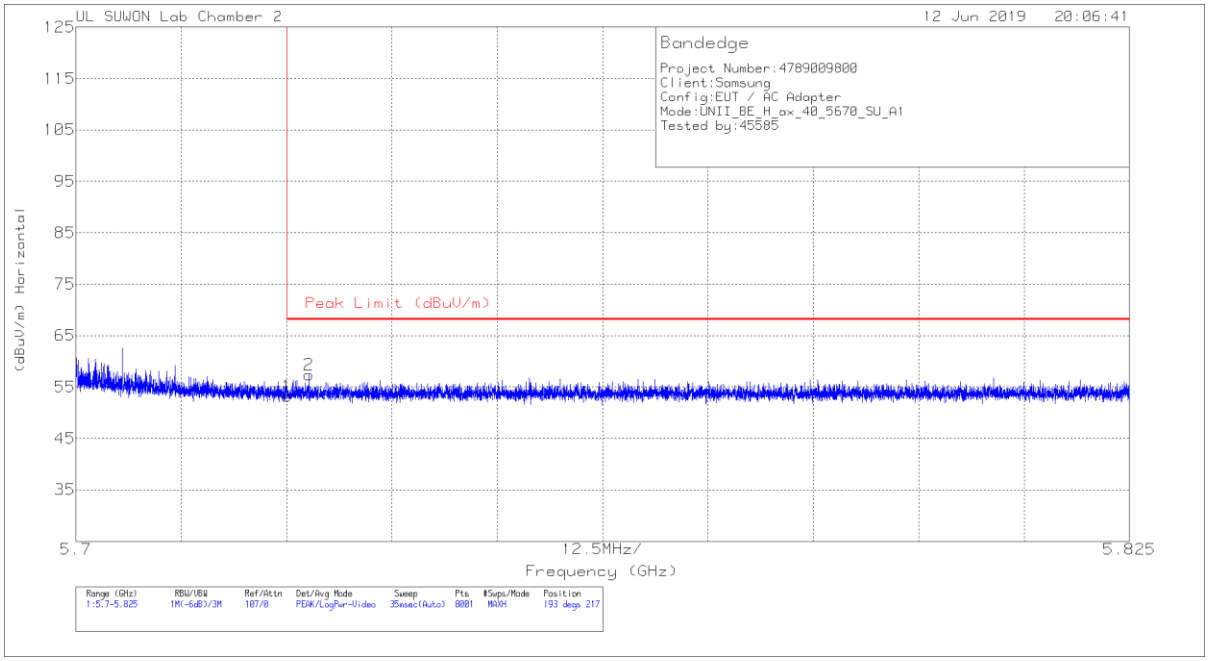

HORIZONTAL DATA

Trace Markers

Marker	Frequency (GHz)	Meter Reading (dBuV)	Det	3117_00168724	10dB[dB]	DC Corr (dB)	Corrected Reading (dBuV/m)	Peak Limit (dBuV/m)	PK Margin (dB)	Azimuth (Degs)	Height (cm)	Polarity
1	5.725	36.11	Pk	34.7	-17.6	0	53.21	68.2	-14.99	193	217	H
2	5.728	40.31	Pk	34.7	-17.6	0	57.41	68.2	-10.79	193	217	H

Pk - Peak detector

UL Korea, Ltd. Suwon Laboratory FORM ID: FCC_15E
218 Maeyeong-ro, Yeongtong-gu, Suwon-si, Gyeonggi-do, 16675 Korea TEL: (031) 337-9902,FAX: (031) 213-5433
UL Korea, Ltd. Confidential
This report shall not be reproduced except in full, without the written approval of UL Korea, Ltd.

VERTICAL PEAK PLOT

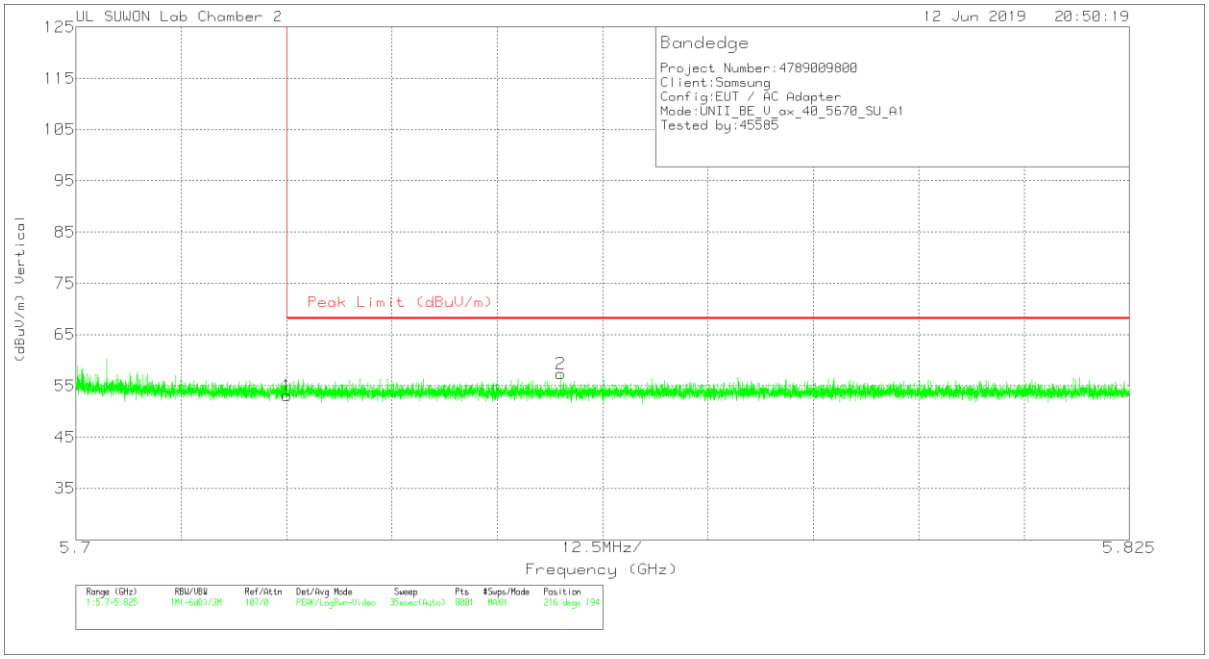

VERTICAL DATA

Trace Markers

Marker	Frequency (GHz)	Meter Reading (dBuV)	Det	3117_00168724	10dB[dB]	DC Corr (dB)	Corrected Reading (dBuV/m)	Peak Limit (dBuV/m)	PK Margin (dB)	Azimuth (Degs)	Height (cm)	Polarity
1	5.725	36.01	Pk	34.7	-17.6	0	53.11	68.2	-15.09	216	194	V
2	5.758	40.19	Pk	34.7	-17.5	0	57.39	68.2	-10.81	216	194	V

Pk - Peak detector

UL Korea, Ltd. Confidential
This report shall not be reproduced except in full, without the written approval of UL Korea, Ltd.

HE40 SU mode (ANT_2)

HORIZONTAL PEAK PLOT

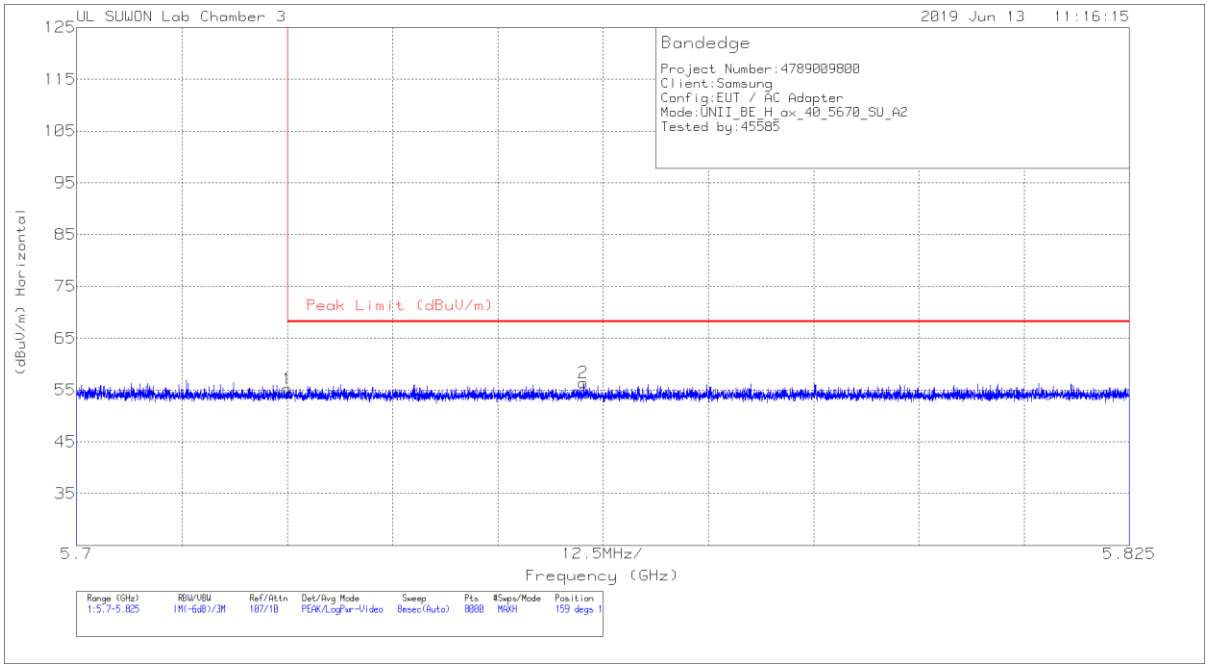

HORIZONTAL DATA

Trace Markers

Marker	Frequency (GHz)	Meter Reading (dBuV)	Det	3117_00205959	10dB[dB]	DC Corr (dB)	Corrected Reading (dBuV/m)	Peak Limit (dBuV/m)	PK Margin (dB)	Azimuth (Degs)	Height (cm)	Polarity
1	5.725	38.3	Pk	34.8	-17.9	0	55.2	68.2	-13	159	102	H
2	5.76	39.4	Pk	34.8	-17.8	0	56.4	68.2	-11.8	159	102	H

Pk - Peak detector

UL Korea, Ltd. Confidential
This report shall not be reproduced except in full, without the written approval of UL Korea, Ltd.

VERTICAL PEAK PLOT

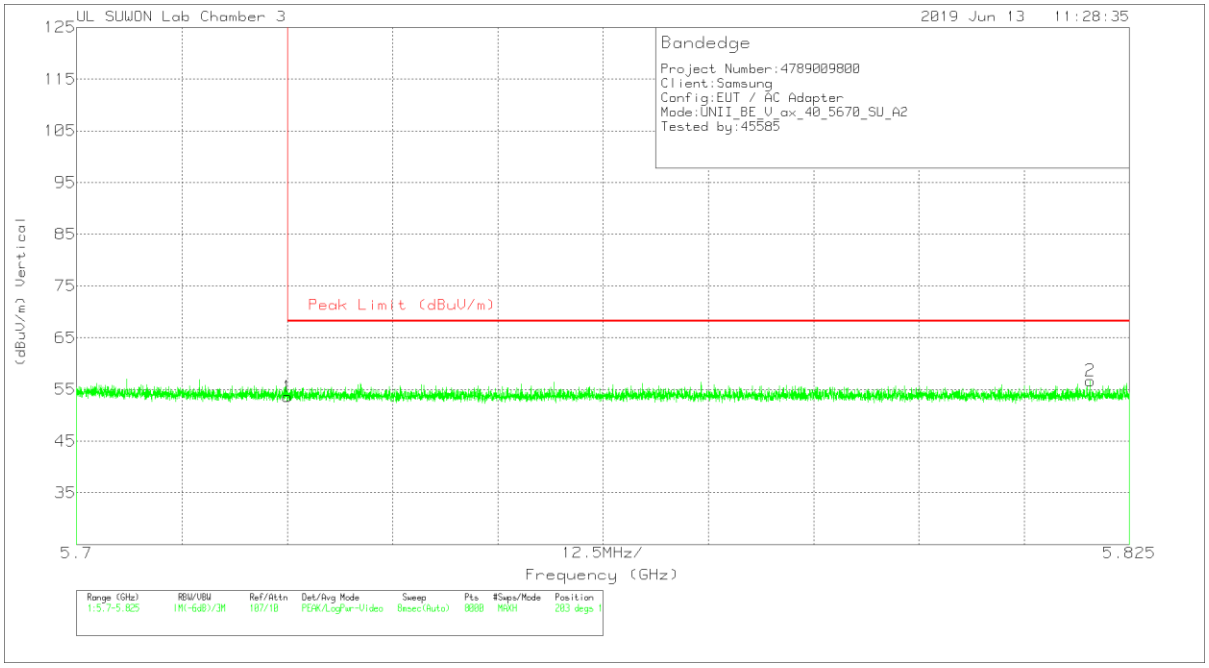

VERTICAL DATA

Trace Markers

Marker	Frequency (GHz)	Meter Reading (dBuV)	Det	3117_00205959	10dB[dB]	DC Corr (dB)	Corrected Reading (dBuV/m)	Peak Limit (dBuV/m)	PK Margin (dB)	Azimuth (Degs)	Height (cm)	Polarity
1	5.725	36.71	Pk	34.8	-17.9	0	53.61	68.2	-14.59	203	114	V
2	5.82	39.6	Pk	34.9	-17.8	0	56.7	68.2	-11.5	203	114	V

Pk - Peak detector

UL Korea, Ltd. Confidential
This report shall not be reproduced except in full, without the written approval of UL Korea, Ltd.

HE80 SU mode (ANT_1)

HORIZONTAL PEAK PLOT

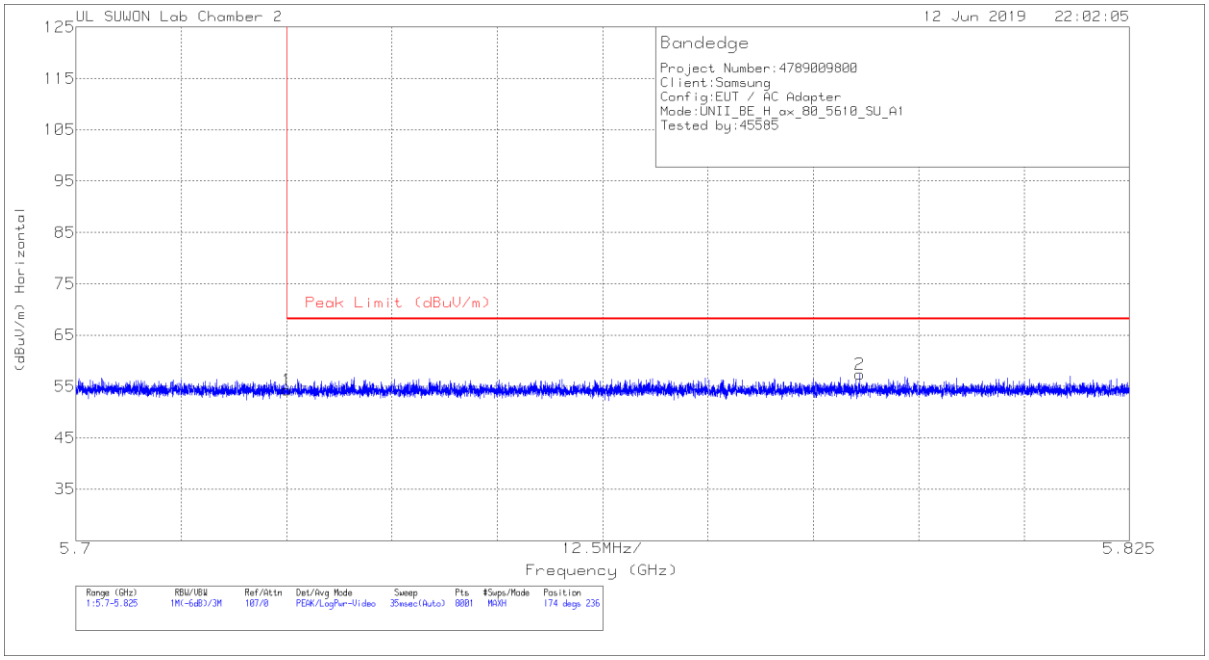

HORIZONTAL DATA

Trace Markers

Marker	Frequency (GHz)	Meter Reading (dBuV)	Det	3117_00168724	10dB[dB]	DC Corr (dB)	Corrected Reading (dBuV/m)	Peak Limit (dBuV/m)	PK Margin (dB)	Azimuth (Degs)	Height (cm)	Polarity
1	5.725	37.2	Pk	34.7	-17.6	0	54.3	68.2	-13.9	174	236	H
2	5.793	40.02	Pk	34.8	-17.5	0	57.32	68.2	-10.88	174	236	H

Pk - Peak detector

UL Korea, Ltd. Confidential
This report shall not be reproduced except in full, without the written approval of UL Korea, Ltd.

VERTICAL PEAK PLOT

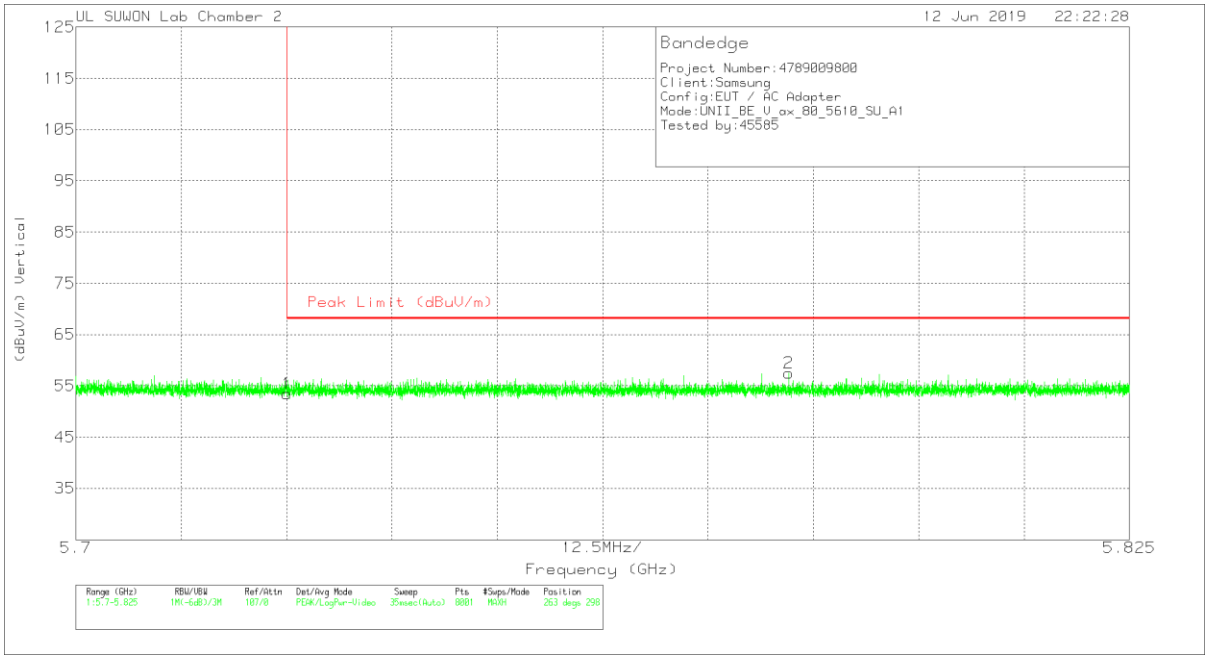

VERTICAL DATA

Trace Markers

Marker	Frequency (GHz)	Meter Reading (dBuV)	Det	3117_00168724	10dB[dB]	DC Corr (dB)	Corrected Reading (dBuV/m)	Peak Limit (dBuV/m)	PK Margin (dB)	Azimuth (Degs)	Height (cm)	Polarity
1	5.725	36.37	Pk	34.7	-17.6	0	53.47	68.2	-14.73	263	298	V
2	5.785	40.18	Pk	34.8	-17.5	0	57.48	68.2	-10.72	263	298	V

Pk - Peak detector

UL Korea, Ltd. Confidential
This report shall not be reproduced except in full, without the written approval of UL Korea, Ltd.

HE80 SU mode (ANT_2)

HORIZONTAL PEAK PLOT

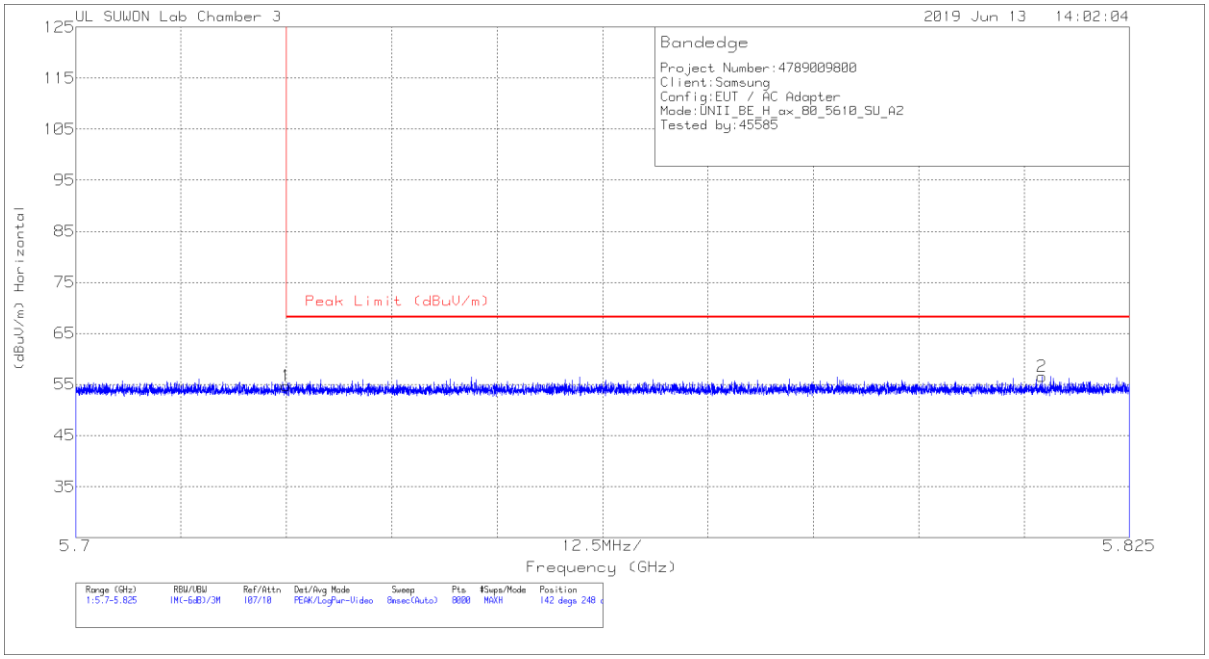

HORIZONTAL DATA

Trace Markers

Marker	Frequency (GHz)	Meter Reading (dBuV)	Det	3117_00205959	10dB[dB]	DC Corr (dB)	Corrected Reading (dBuV/m)	Peak Limit (dBuV/m)	PK Margin (dB)	Azimuth (Degs)	Height (cm)	Polarity
1	5.725	37.88	Pk	34.8	-17.9	0	54.78	68.2	-13.42	142	248	H
2	5.815	39.53	Pk	34.9	-17.8	0	56.63	68.2	-11.57	142	248	H

Pk - Peak detector

UL Korea, Ltd. Suwon Laboratory FORM ID: FCC_15E
218 Maeyeong-ro, Yeongtong-gu, Suwon-si, Gyeonggi-do, 16675 Korea TEL: (031) 337-9902,FAX: (031) 213-5433
UL Korea, Ltd. Confidential
This report shall not be reproduced except in full, without the written approval of UL Korea, Ltd.

VERTICAL PEAK PLOT

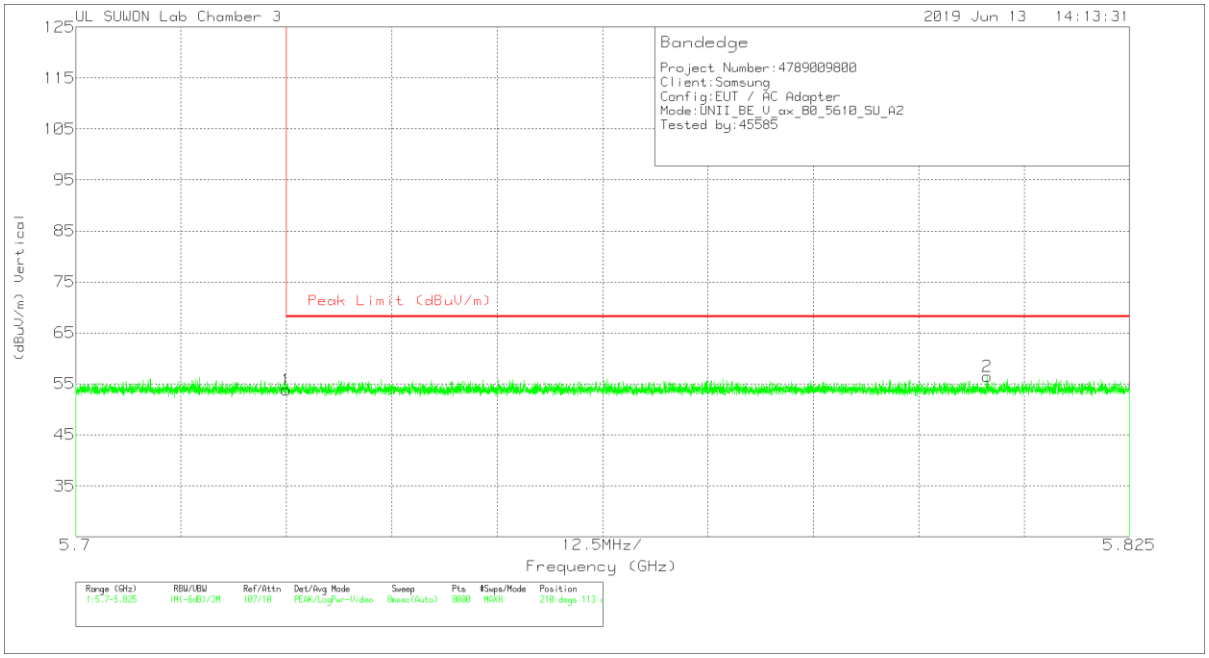

VERTICAL DATA

Trace Markers

Marker	Frequency (GHz)	Meter Reading (dBuV)	Det	3117_00205959	10dB[dB]	DC Corr (dB)	Corrected Reading (dBuV/m)	Peak Limit (dBuV/m)	PK Margin (dB)	Azimuth (Degs)	Height (cm)	Polarity
1	5.725	36.91	Pk	34.8	-17.9	0	53.81	68.2	-14.39	210	113	V
2	5.808	39.37	Pk	34.9	-17.8	0	56.47	68.2	-11.73	210	113	V

Pk - Peak detector

UL Korea, Ltd. Confidential
This report shall not be reproduced except in full, without the written approval of UL Korea, Ltd.

484T RU mode (ANT_1 / HE80 / RU offset 66)

HORIZONTAL PEAK PLOT

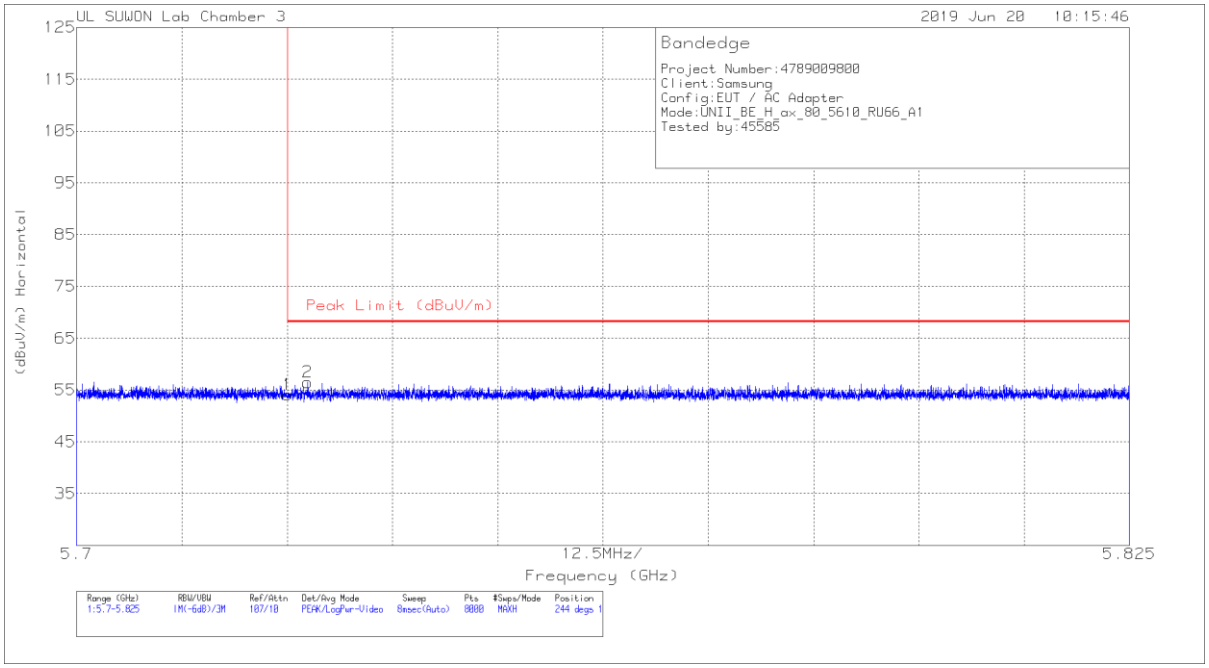

HORIZONTAL DATA

Trace Markers

Marker	Frequency (GHz)	Meter Reading (dBuV)	Det	3117_00205959	10dB[dB]	DC Corr (dB)	Corrected Reading (dBuV/m)	Peak Limit (dBuV/m)	PK Margin (dB)	Azimuth (Degs)	Height (cm)	Polarity
1	5.725	37.22	Pk	34.8	-17.9	0	54.12	68.2	-14.08	244	100	H
2	5.727	39.68	Pk	34.8	-18	0	56.48	68.2	-11.72	244	100	H

Pk - Peak detector

UL Korea, Ltd. Suwon Laboratory FORM ID: FCC_15E
218 Maeyeong-ro, Yeongtong-gu, Suwon-si, Gyeonggi-do, 16675 Korea TEL: (031) 337-9902,FAX: (031) 213-5433
UL Korea, Ltd. Confidential
This report shall not be reproduced except in full, without the written approval of UL Korea, Ltd.

VERTICAL PEAK PLOT

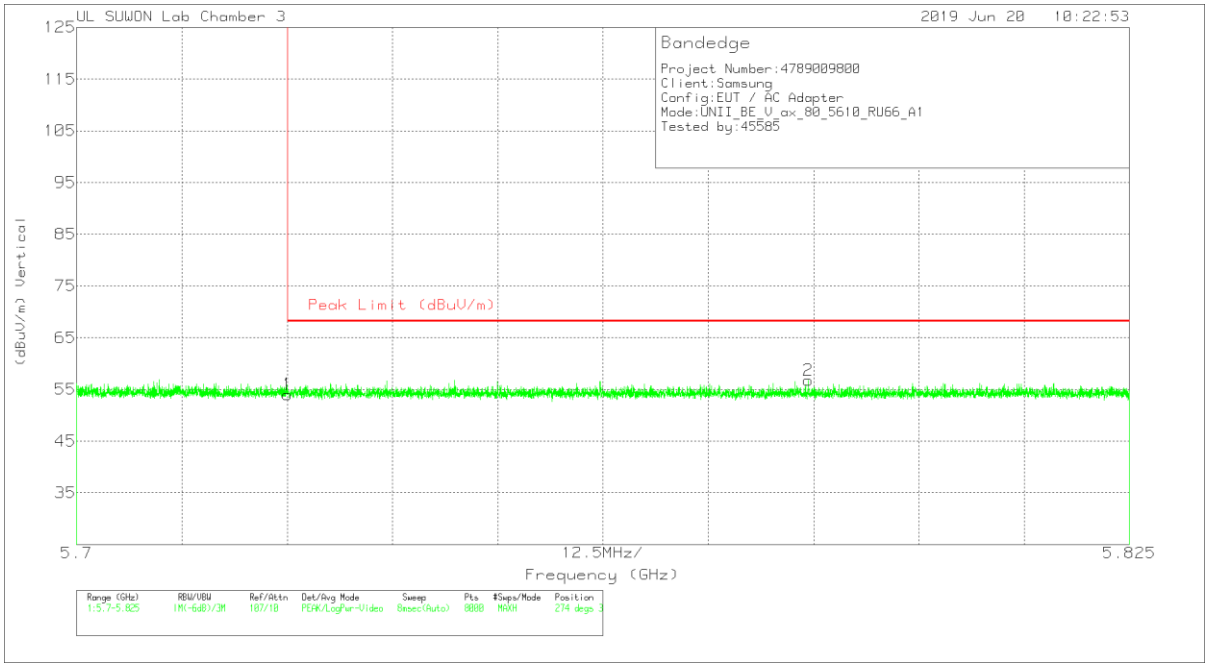

VERTICAL DATA

Trace Markers

Marker	Frequency (GHz)	Meter Reading (dBuV)	Det	3117_00205959	10dB[dB]	DC Corr (dB)	Corrected Reading (dBuV/m)	Peak Limit (dBuV/m)	PK Margin (dB)	Azimuth (Degs)	Height (cm)	Polarity
1	5.725	37.11	Pk	34.8	-17.9	0	54.01	68.2	-14.19	274	301	V
2	5.787	39.69	Pk	34.9	-17.8	0	56.79	68.2	-11.41	274	301	V

Pk - Peak detector

UL Korea, Ltd. Confidential
This report shall not be reproduced except in full, without the written approval of UL Korea, Ltd.

484T RU mode (ANT_2 / HE80 / RU offset 66)

HORIZONTAL PEAK PLOT

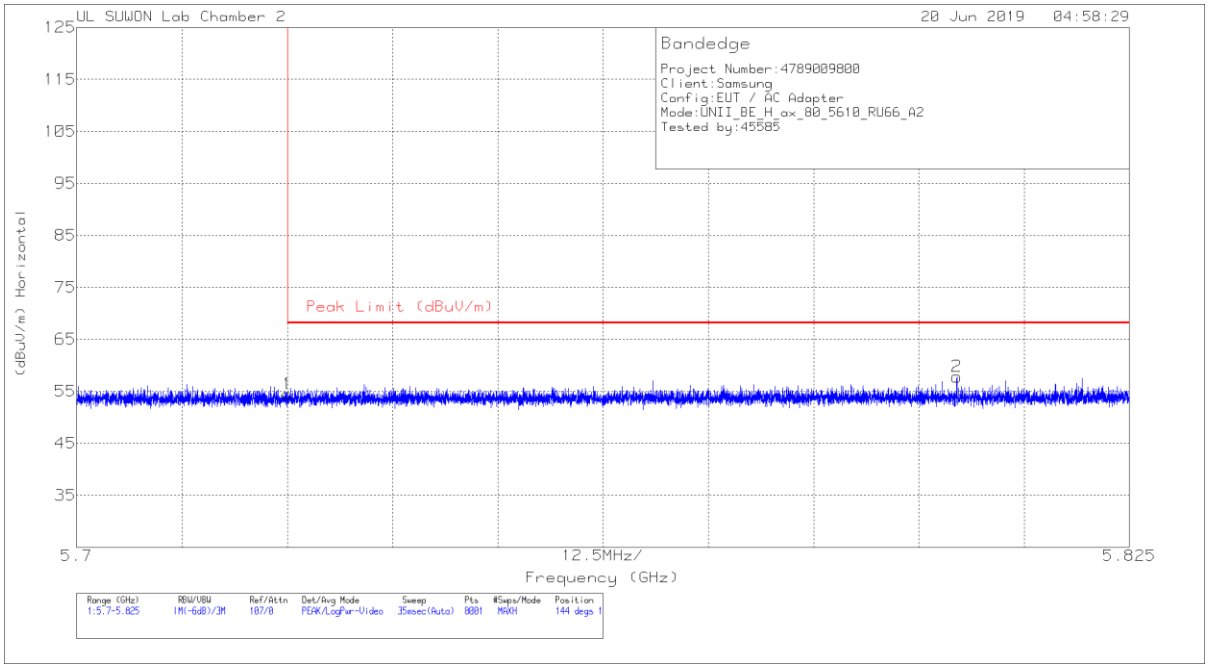

HORIZONTAL DATA

Trace Markers

Marker	Frequency (GHz)	Meter Reading (dBuV)	Det	3117_00168724	10dB[dB]	DC Corr (dB)	Corrected Reading (dBuV/m)	Peak Limit (dBuV/m)	PK Margin (dB)	Azimuth (Degs)	Height (cm)	Polarity
1	5.725	37.37	Pk	34.7	-17.6	0	54.47	68.2	-13.73	144	171	H
2	5.805	40.51	Pk	34.8	-17.5	0	57.81	68.2	-10.39	144	171	H

Pk - Peak detector

UL Korea, Ltd. Suwon Laboratory FORM ID: FCC_15E
218 Maeyeong-ro, Yeongtong-gu, Suwon-si, Gyeonggi-do, 16675 Korea TEL: (031) 337-9902,FAX: (031) 213-5433
UL Korea, Ltd. Confidential
This report shall not be reproduced except in full, without the written approval of UL Korea, Ltd.

VERTICAL PEAK PLOT

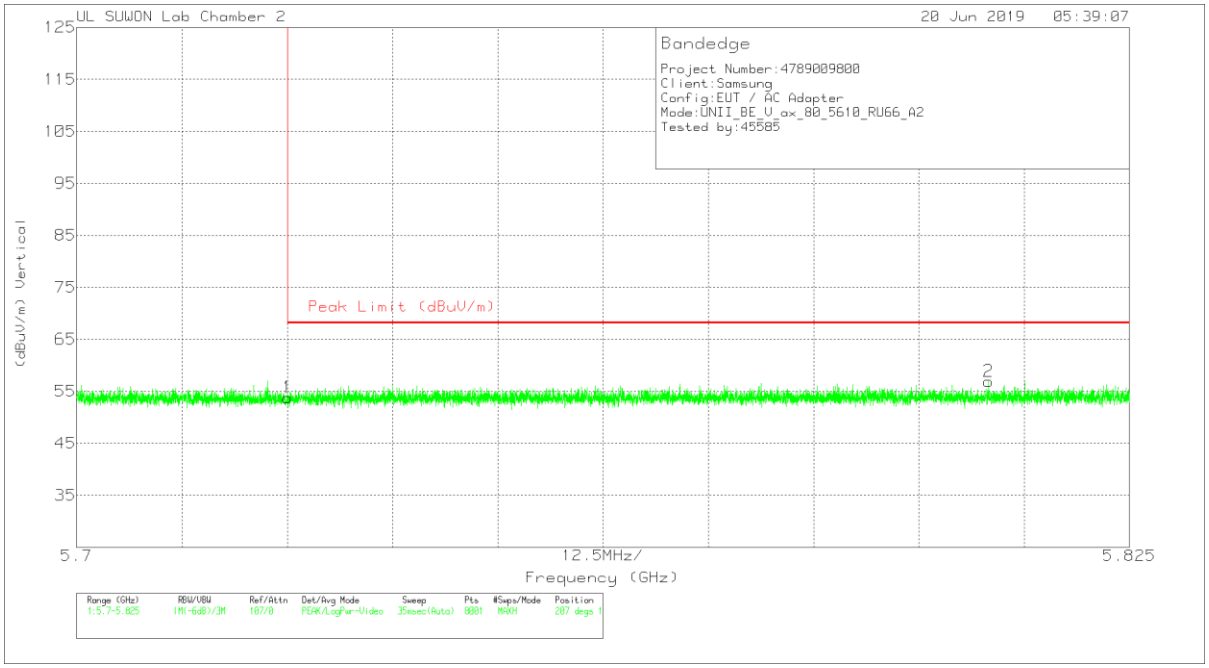

VERTICAL DATA

Trace Markers

Marker	Frequency (GHz)	Meter Reading (dBuV)	Det	3117_00168724	10dB[dB]	DC Corr (dB)	Corrected Reading (dBuV/m)	Peak Limit (dBuV/m)	PK Margin (dB)	Azimuth (Degs)	Height (cm)	Polarity
1	5.725	36.69	Pk	34.7	-17.6	0	53.79	68.2	-14.41	207	186	V
2	5.808	39.63	Pk	34.8	-17.5	0	56.93	68.2	-11.27	207	186	V

Pk - Peak detector

UL Korea, Ltd. Confidential
This report shall not be reproduced except in full, without the written approval of UL Korea, Ltd.

242T RU mode (ANT_1 / HE40 / RU offset 62)

HORIZONTAL PEAK PLOT

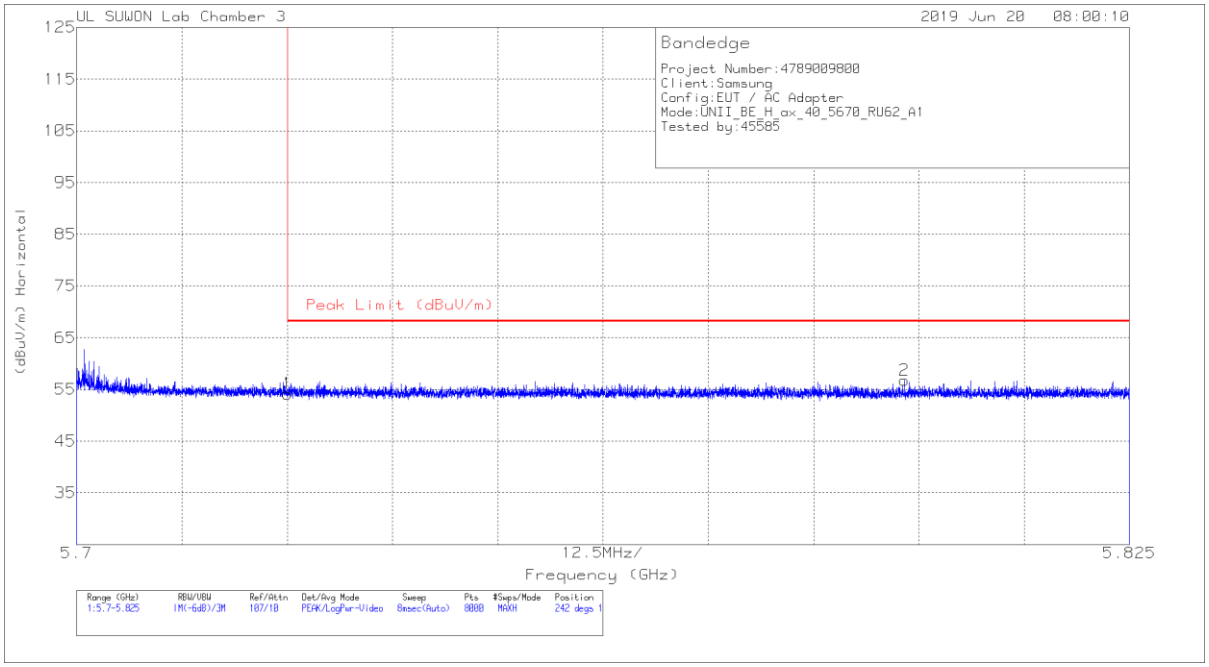

HORIZONTAL DATA

Trace Markers

Marker	Frequency (GHz)	Meter Reading (dBuV)	Det	3117_0020595 9	10dB[dB]	DC Corr (dB)	Corrected Reading (dBuV/m)	Peak Limit (dBuV/m)	PK Margin (dB)	Azimuth (Degs)	Height (cm)	Polarity
1	5.725	37.28	Pk	34.8	-17.9	0	54.18	68.2	-14.02	242	101	H
2	5.798	39.68	Pk	34.9	-17.8	0	56.78	68.2	-11.42	242	101	H

Pk - Peak detector

UL Korea, Ltd. Confidential
This report shall not be reproduced except in full, without the written approval of UL Korea, Ltd.