VERTICAL PEAK PLOT

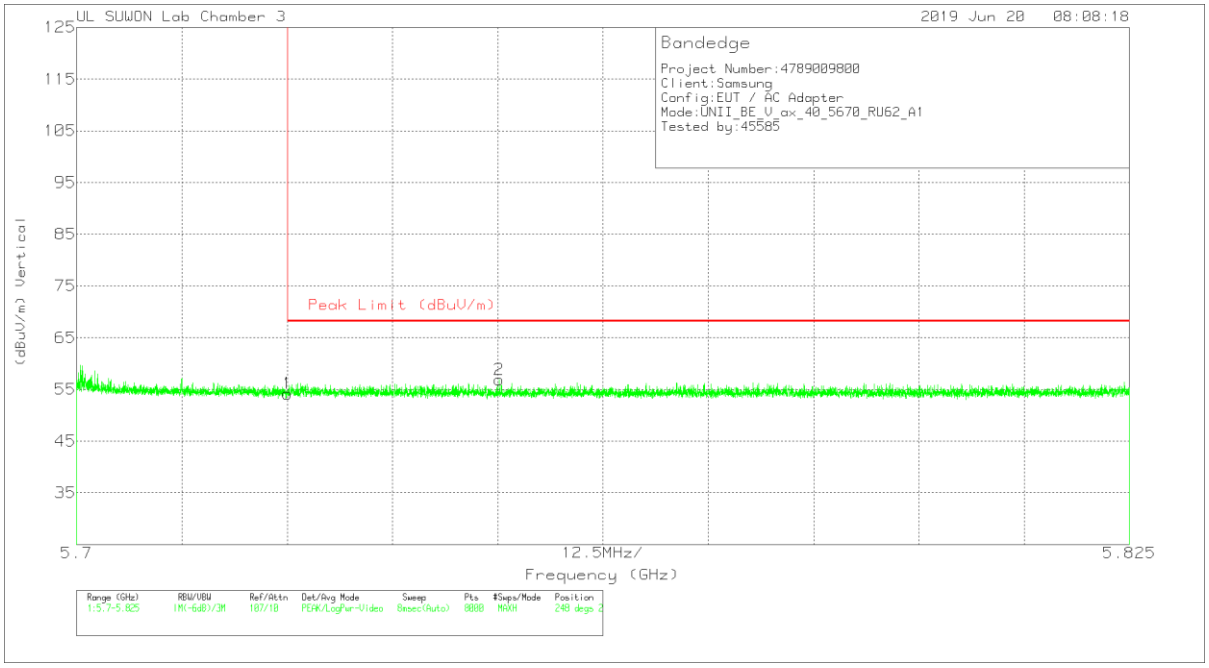

VERTICAL DATA

Trace Markers

Marker	Frequency (GHz)	Meter Reading (dBuV)	Det	3117_00205959	10dB[dB]	DC Corr (dB)	Corrected Reading (dBuV/m)	Peak Limit (dBuV/m)	PK Margin (dB)	Azimuth (Degs)	Height (cm)	Polarity
1	5.725	37.28	Pk	34.8	-17.9	0	54.18	68.2	-14.02	248	258	V
2	5.75	39.98	Pk	34.8	-17.9	0	56.88	68.2	-11.32	248	258	V

Pk - Peak detector

UL Korea, Ltd. Suwon Laboratory FORM ID: FCC_15E
218 Maeyeong-ro, Yeongtong-gu, Suwon-si, Gyeonggi-do, 16675 Korea TEL: (031) 337-9902,FAX: (031) 213-5433
UL Korea, Ltd. Confidential
This report shall not be reproduced except in full, without the written approval of UL Korea, Ltd.

242T RU mode (ANT_2 / HE40 / RU offset 62)

HORIZONTAL PEAK PLOT

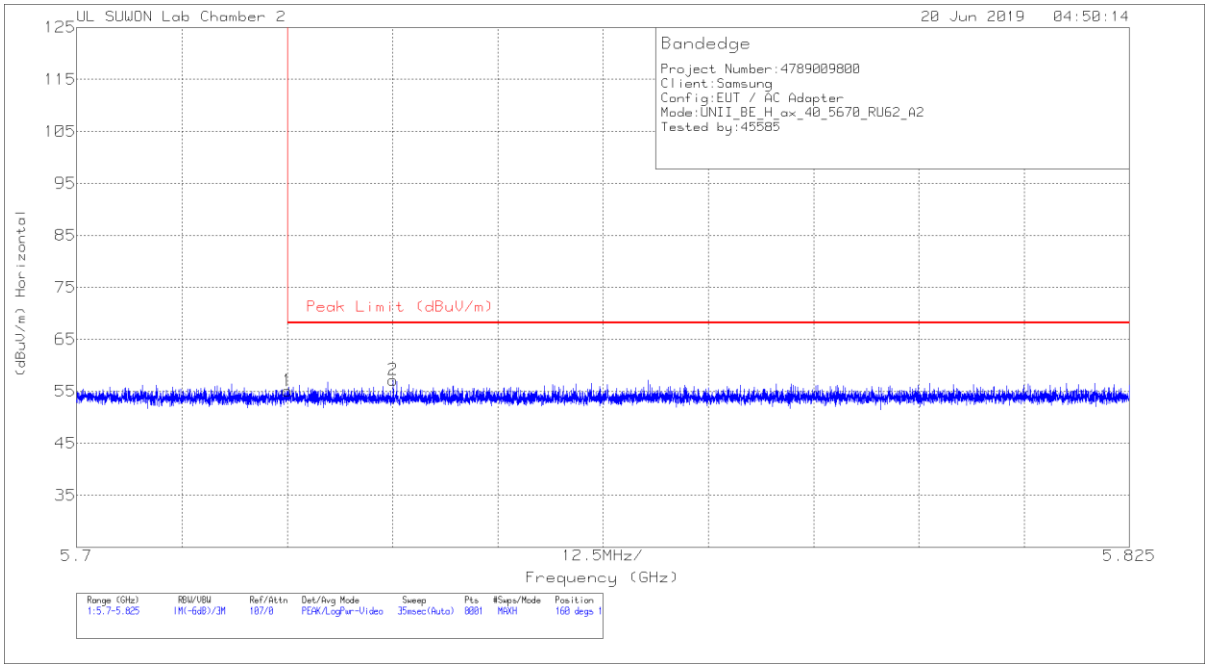

HORIZONTAL DATA

Trace Markers

Marker	Frequency (GHz)	Meter Reading (dBuV)	Det	3117_00168724	10dB[dB]	DC Corr (dB)	Corrected Reading (dBuV/m)	Peak Limit (dBuV/m)	PK Margin (dB)	Azimuth (Degs)	Height (cm)	Polarity
1	5.725	38.03	Pk	34.7	-17.6	0	55.13	68.2	-13.07	160	145	H
2	5.738	40.1	Pk	34.7	-17.6	0	57.2	68.2	-11	160	145	H

Pk - Peak detector

UL Korea, Ltd. Suwon Laboratory FORM ID: FCC_15E
218 Maeyeong-ro, Yeongtong-gu, Suwon-si, Gyeonggi-do, 16675 Korea TEL: (031) 337-9902,FAX: (031) 213-5433
UL Korea, Ltd. Confidential
This report shall not be reproduced except in full, without the written approval of UL Korea, Ltd.

VERTICAL PEAK PLOT

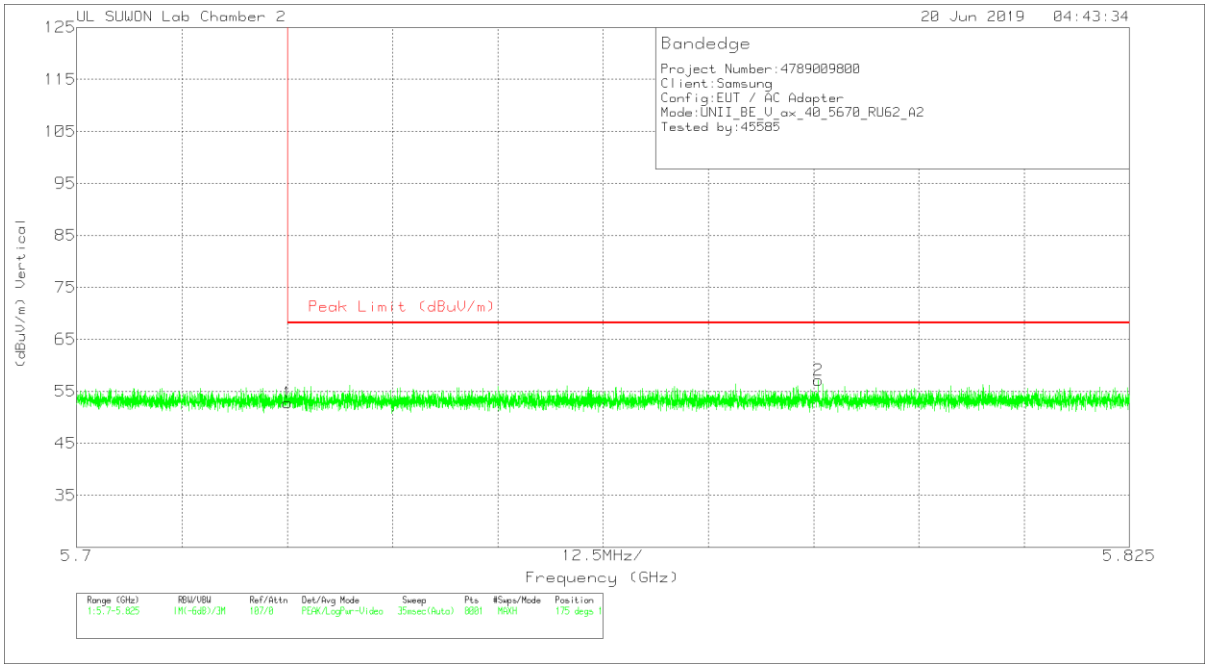

VERTICAL DATA

Trace Markers

Marker	Frequency (GHz)	Meter Reading (dBuV)	Det	3117_00168724	10dB[dB]	DC Corr (dB)	Corrected Reading (dBuV/m)	Peak Limit (dBuV/m)	PK Margin (dB)	Azimuth (Degs)	Height (cm)	Polarity
1	5.725	35.65	Pk	34.7	-17.6	0	52.75	68.2	-15.45	175	107	V
2	5.788	39.84	Pk	34.8	-17.5	0	57.14	68.2	-11.06	175	107	V

Pk - Peak detector

UL Korea, Ltd. Suwon Laboratory FORM ID: FCC_15E
218 Maeyeong-ro, Yeongtong-gu, Suwon-si, Gyeonggi-do, 16675 Korea TEL: (031) 337-9902,FAX: (031) 213-5433
UL Korea, Ltd. Confidential
This report shall not be reproduced except in full, without the written approval of UL Korea, Ltd.

106T RU mode (ANT_1 / HE40 / RU offset 56)

HORIZONTAL PEAK PLOT

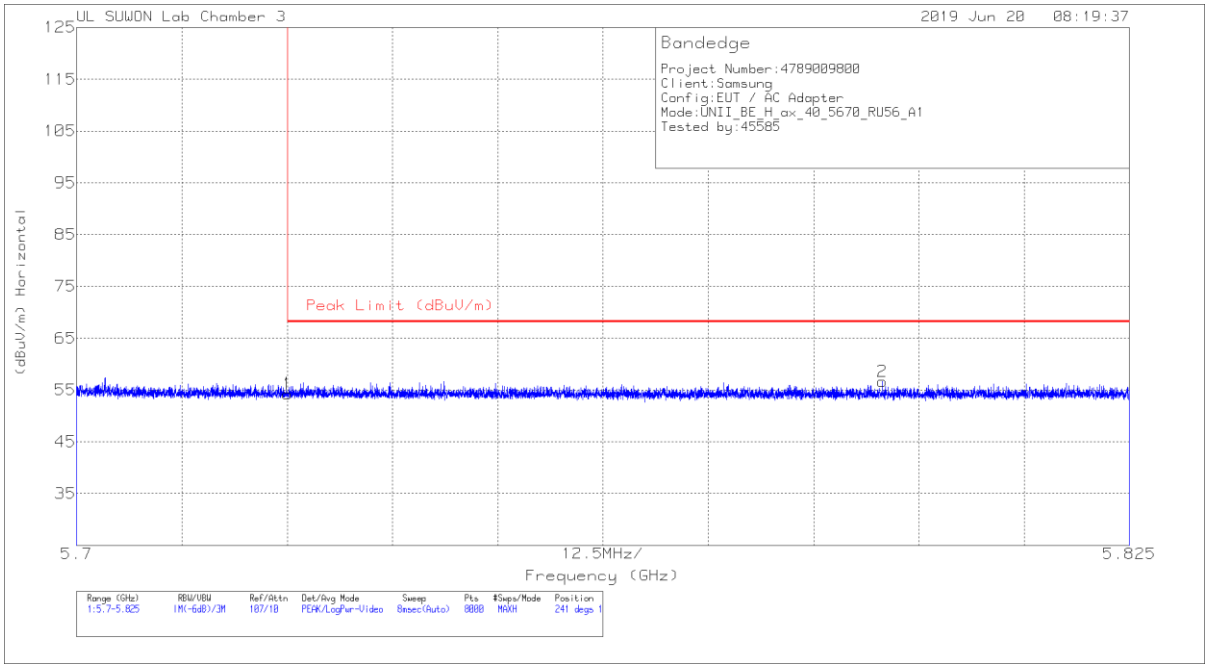

HORIZONTAL DATA

Trace Markers

Marker	Frequency (GHz)	Meter Reading (dBuV)	Det	3117_00205959	10dB[dB]	DC Corr (dB)	Corrected Reading (dBuV/m)	Peak Limit (dBuV/m)	PK Margin (dB)	Azimuth (Degs)	Height (cm)	Polarity
1	5.725	37.35	Pk	34.8	-17.9	0	54.25	68.2	-13.95	241	101	H
2	5.796	39.54	Pk	34.9	-17.8	0	56.64	68.2	-11.56	241	101	H

Pk - Peak detector

UL Korea, Ltd. Confidential
This report shall not be reproduced except in full, without the written approval of UL Korea, Ltd.

VERTICAL PEAK PLOT

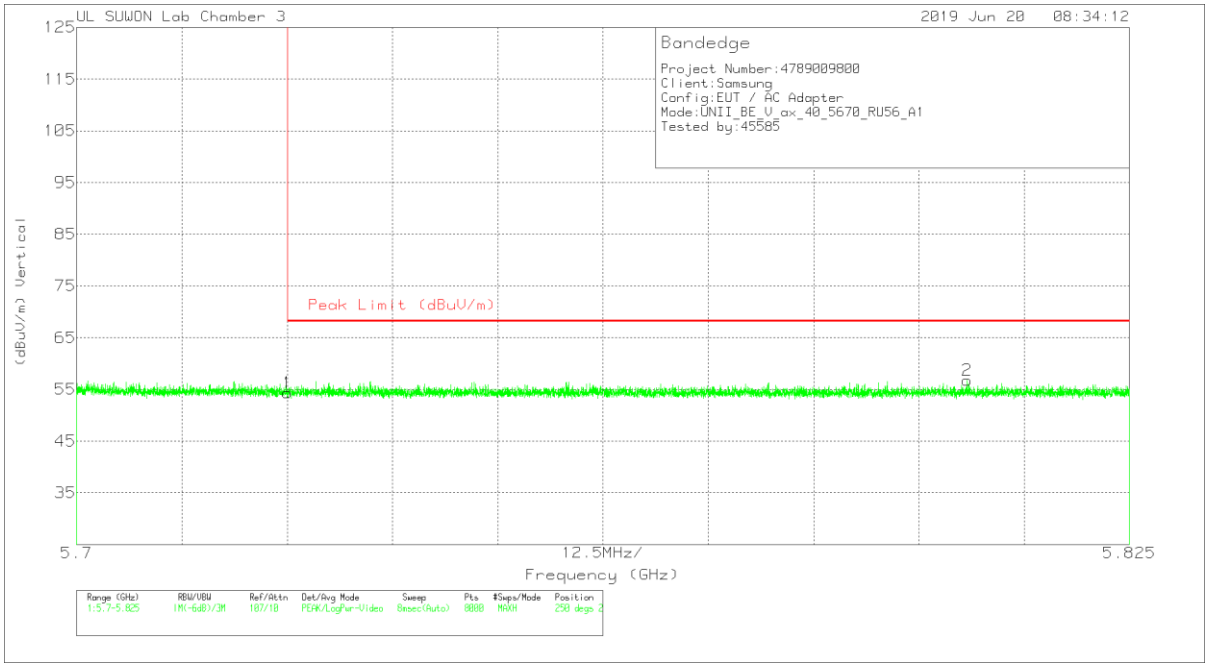

VERTICAL DATA

Trace Markers

Marker	Frequency (GHz)	Meter Reading (dBuV)	Det	3117_00205959	10dB[dB]	DC Corr (dB)	Corrected Reading (dBuV/m)	Peak Limit (dBuV/m)	PK Margin (dB)	Azimuth (Degs)	Height (cm)	Polarity
1	5.725	37.46	Pk	34.8	-17.9	0	54.36	68.2	-13.84	250	256	V
2	5.806	39.69	Pk	34.9	-17.8	0	56.79	68.2	-11.41	250	256	V

Pk - Peak detector

UL Korea, Ltd. Confidential
This report shall not be reproduced except in full, without the written approval of UL Korea, Ltd.

106T RU mode (ANT_2 / HE40 / RU offset 56)

HORIZONTAL PEAK PLOT

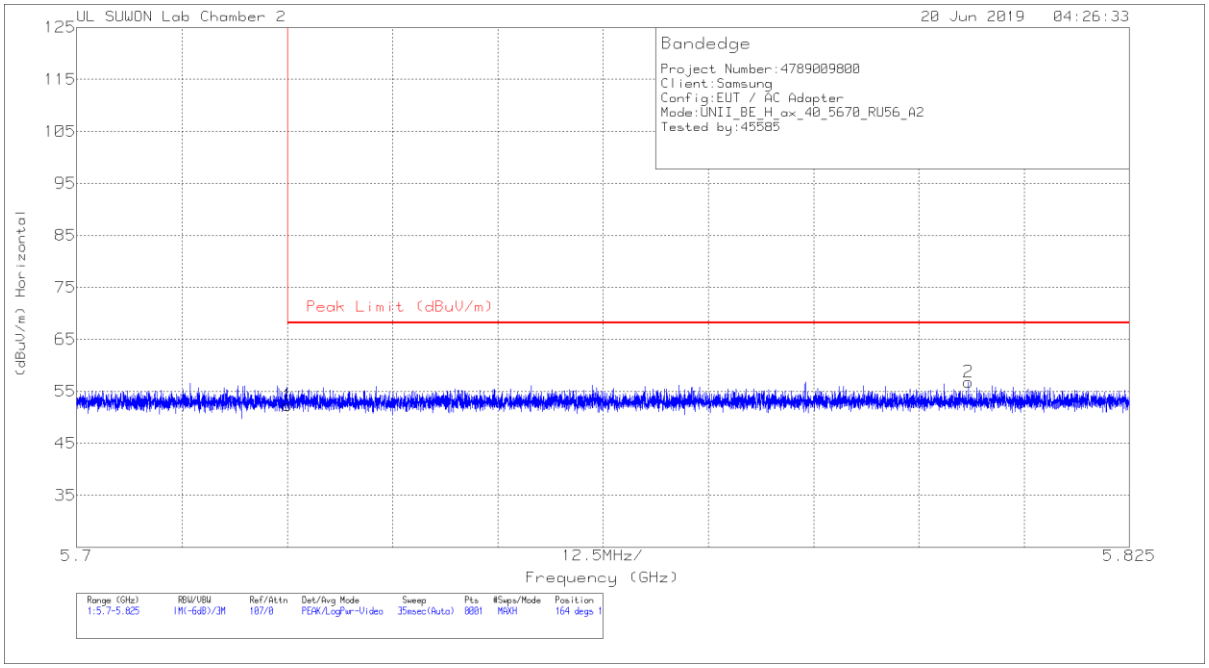

HORIZONTAL DATA

Trace Markers

Marker	Frequency (GHz)	Meter Reading (dBuV)	Det	3117_00168724	10dB[dB]	DC Corr (dB)	Corrected Reading (dBuV/m)	Peak Limit (dBuV/m)	PK Margin (dB)	Azimuth (Degs)	Height (cm)	Polarity
1	5.725	35.2	Pk	34.7	-17.6	0	52.3	68.2	-15.9	164	100	H
2	5.806	39.51	Pk	34.8	-17.5	0	56.81	68.2	-11.39	164	100	H

Pk - Peak detector

UL Korea, Ltd. Confidential
This report shall not be reproduced except in full, without the written approval of UL Korea, Ltd.

VERTICAL PEAK PLOT

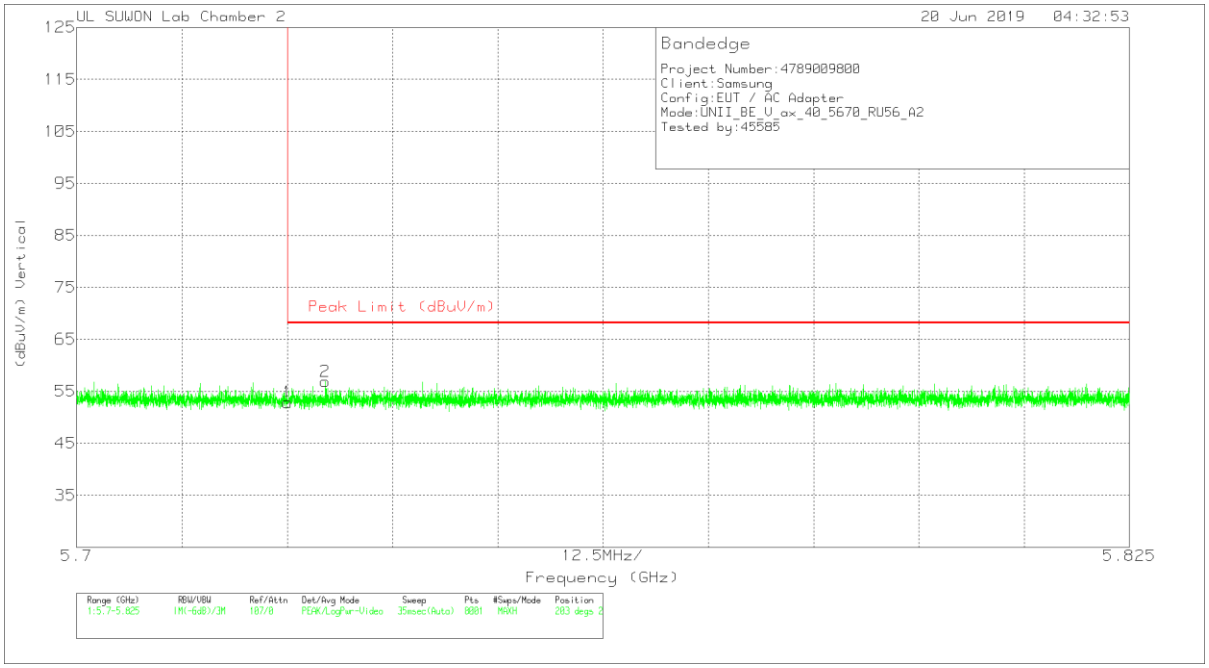

VERTICAL DATA

Trace Markers

Marker	Frequency (GHz)	Meter Reading (dBuV)	Det	3117_00168724	10dB[dB]	DC Corr (dB)	Corrected Reading (dBuV/m)	Peak Limit (dBuV/m)	PK Margin (dB)	Azimuth (Degs)	Height (cm)	Polarity
1	5.725	35.76	Pk	34.7	-17.6	0	52.86	68.2	-15.34	203	207	V
2	5.73	39.82	Pk	34.7	-17.6	0	56.92	68.2	-11.28	203	207	V

Pk - Peak detector

UL Korea, Ltd. Suwon Laboratory FORM ID: FCC_15E
218 Maeyeong-ro, Yeongtong-gu, Suwon-si, Gyeonggi-do, 16675 Korea TEL: (031) 337-9902,FAX: (031) 213-5433
UL Korea, Ltd. Confidential
This report shall not be reproduced except in full, without the written approval of UL Korea, Ltd.

52T RU mode (ANT_1 / HE80 / RU offset 52)

HORIZONTAL PEAK PLOT

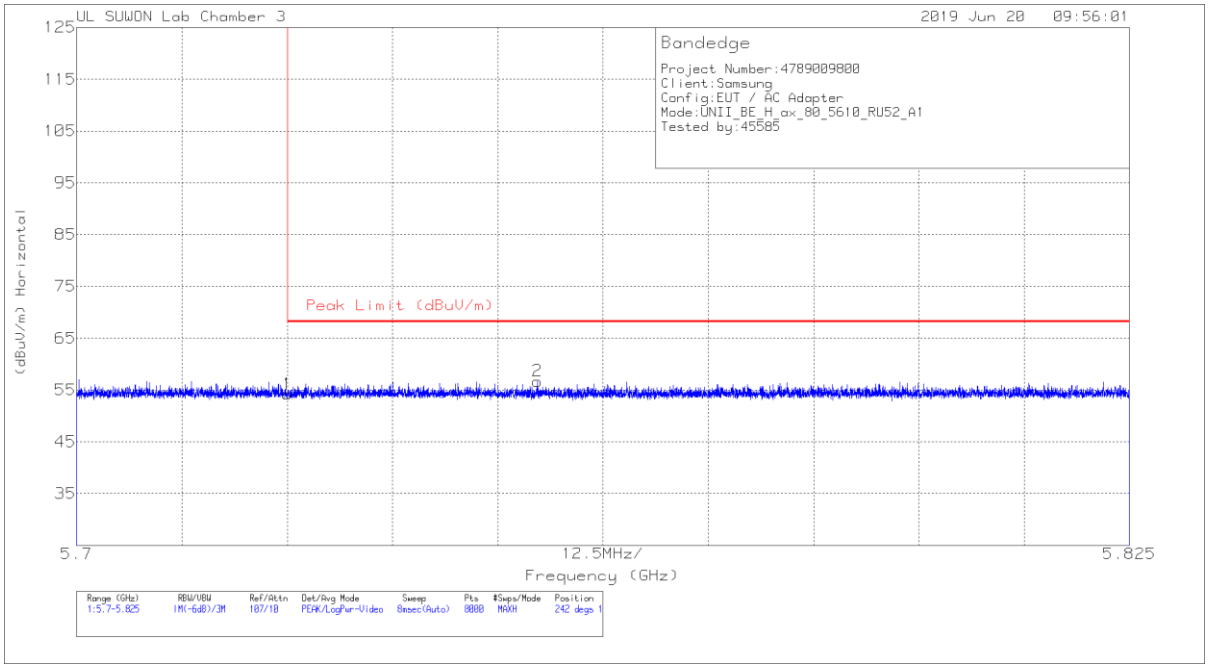

HORIZONTAL DATA

Trace Markers

Marker	Frequency (GHz)	Meter Reading (dBuV)	Det	3117_00205959	10dB[dB]	DC Corr (dB)	Corrected Reading (dBuV/m)	Peak Limit (dBuV/m)	PK Margin (dB)	Azimuth (Degs)	Height (cm)	Polarity
1	5.725	37.3	Pk	34.8	-17.9	0	54.2	68.2	-14	242	101	H
2	5.755	39.81	Pk	34.8	-17.9	0	56.71	68.2	-11.49	242	101	H

Pk - Peak detector

UL Korea, Ltd. Confidential
This report shall not be reproduced except in full, without the written approval of UL Korea, Ltd.

VERTICAL PEAK PLOT

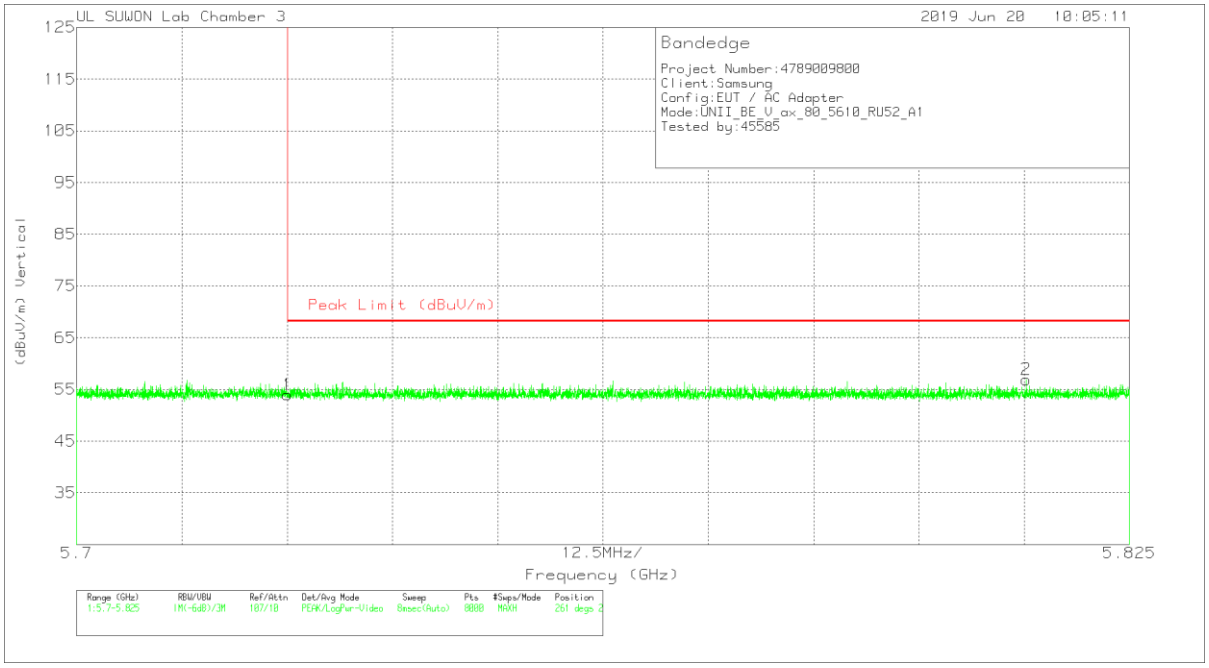

VERTICAL DATA

Trace Markers

Marker	Frequency (GHz)	Meter Reading (dBuV)	Det	3117_00205959	10dB[dB]	DC Corr (dB)	Corrected Reading (dBuV/m)	Peak Limit (dBuV/m)	PK Margin (dB)	Azimuth (Degs)	Height (cm)	Polarity
1	5.725	37.1	Pk	34.8	-17.9	0	54	68.2	-14.2	261	245	V
2	5.813	39.73	Pk	34.9	-17.7	0	56.93	68.2	-11.27	261	245	V

Pk - Peak detector

UL Korea, Ltd. Confidential
This report shall not be reproduced except in full, without the written approval of UL Korea, Ltd.

52T RU mode (ANT_2 / HE20 / RU offset 40)

HORIZONTAL PEAK PLOT

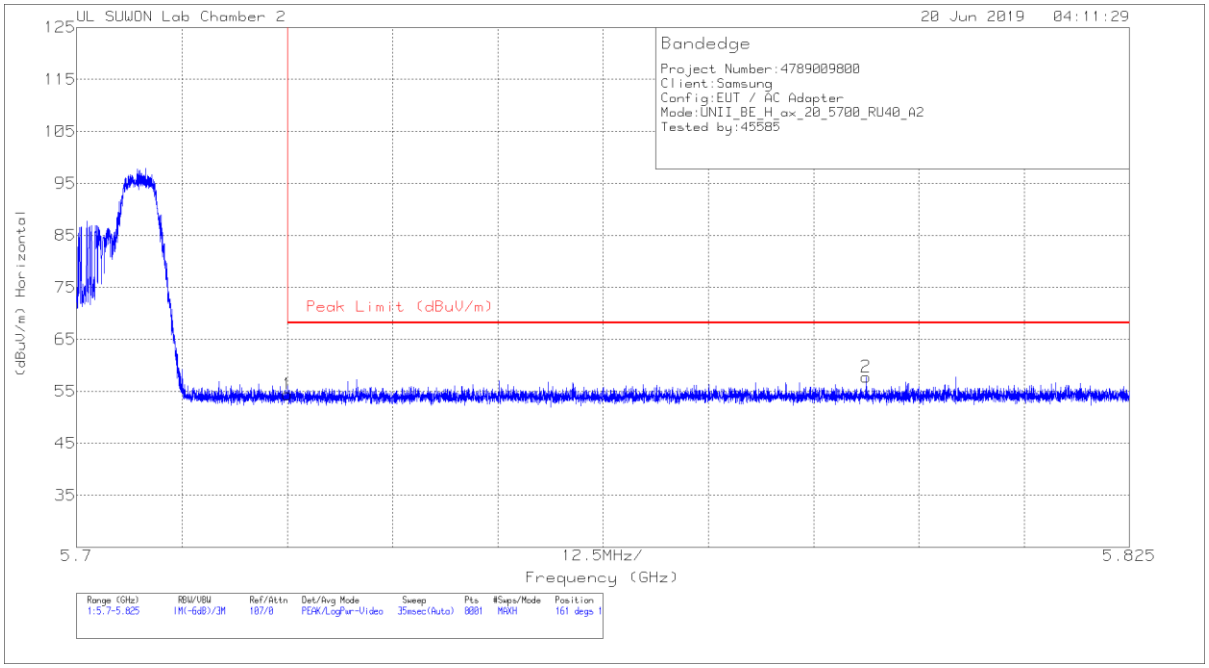

HORIZONTAL DATA

Trace Markers

Marker	Frequency (GHz)	Meter Reading (dBuV)	Det	3117_00168724	10dB[dB]	DC Corr (dB)	Corrected Reading (dBuV/m)	Peak Limit (dBuV/m)	PK Margin (dB)	Azimuth (Degs)	Height (cm)	Polarity
1	5.725	37.34	Pk	34.7	-17.6	0	54.44	68.2	-13.76	161	157	H
2	5.794	40.49	Pk	34.8	-17.5	0	57.79	68.2	-10.41	161	157	H

Pk - Peak detector

UL Korea, Ltd. Suwon Laboratory FORM ID: FCC_15E
218 Maeyeong-ro, Yeongtong-gu, Suwon-si, Gyeonggi-do, 16675 Korea TEL: (031) 337-9902,FAX: (031) 213-5433
UL Korea, Ltd. Confidential
This report shall not be reproduced except in full, without the written approval of UL Korea, Ltd.

VERTICAL PEAK PLOT

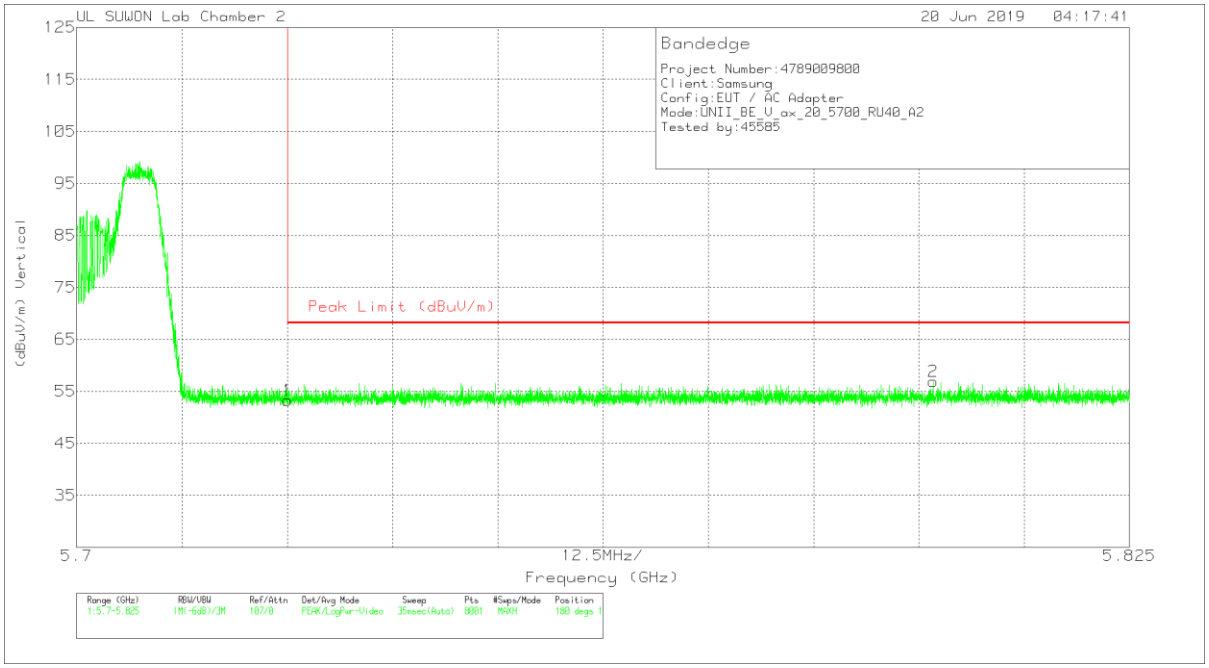

VERTICAL DATA

Trace Markers

Marker	Frequency (GHz)	Meter Reading (dBuV)	Det	3117_00168724	10dB[dB]	DC Corr (dB)	Corrected Reading (dBuV/m)	Peak Limit (dBuV/m)	PK Margin (dB)	Azimuth (Degs)	Height (cm)	Polarity
1	5.725	36.17	Pk	34.7	-17.6	0	53.27	68.2	-14.93	180	130	V
2	5.802	39.57	Pk	34.8	-17.5	0	56.87	68.2	-11.33	180	130	V

Pk - Peak detector

UL Korea, Ltd. Confidential
This report shall not be reproduced except in full, without the written approval of UL Korea, Ltd.

26T RU mode (ANT_1 / HE20 / RU offset 8)

HORIZONTAL PEAK PLOT

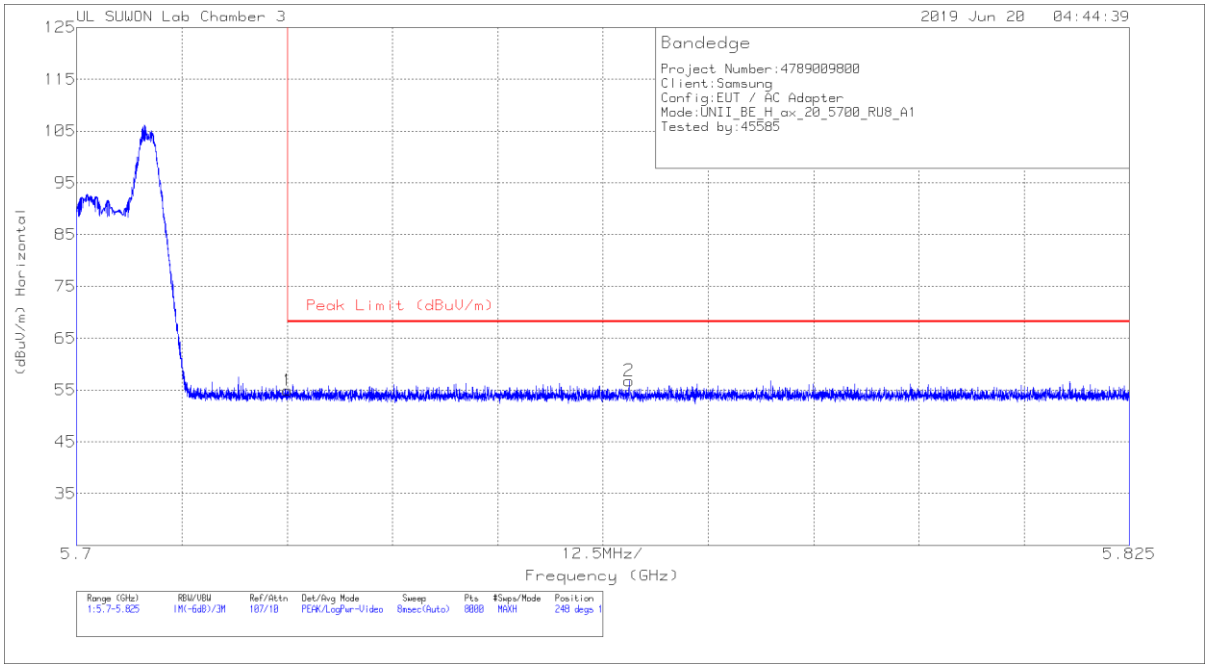

HORIZONTAL DATA

Trace Markers

Marker	Frequency (GHz)	Meter Reading (dBuV)	Det	3117_0020595 9	10dB[dB]	DC Corr (dB)	Corrected Reading (dBuV/m)	Peak Limit (dBuV/m)	PK Margin (dB)	Azimuth (Degs)	Height (cm)	Polarity
1	5.725	38.03	Pk	34.8	-17.9	0	54.93	68.2	-13.27	248	118	H
2	5.766	39.81	Pk	34.8	-17.8	0	56.81	68.2	-11.39	248	118	H

Pk - Peak detector

UL Korea, Ltd. Confidential
This report shall not be reproduced except in full, without the written approval of UL Korea, Ltd.

VERTICAL PEAK PLOT

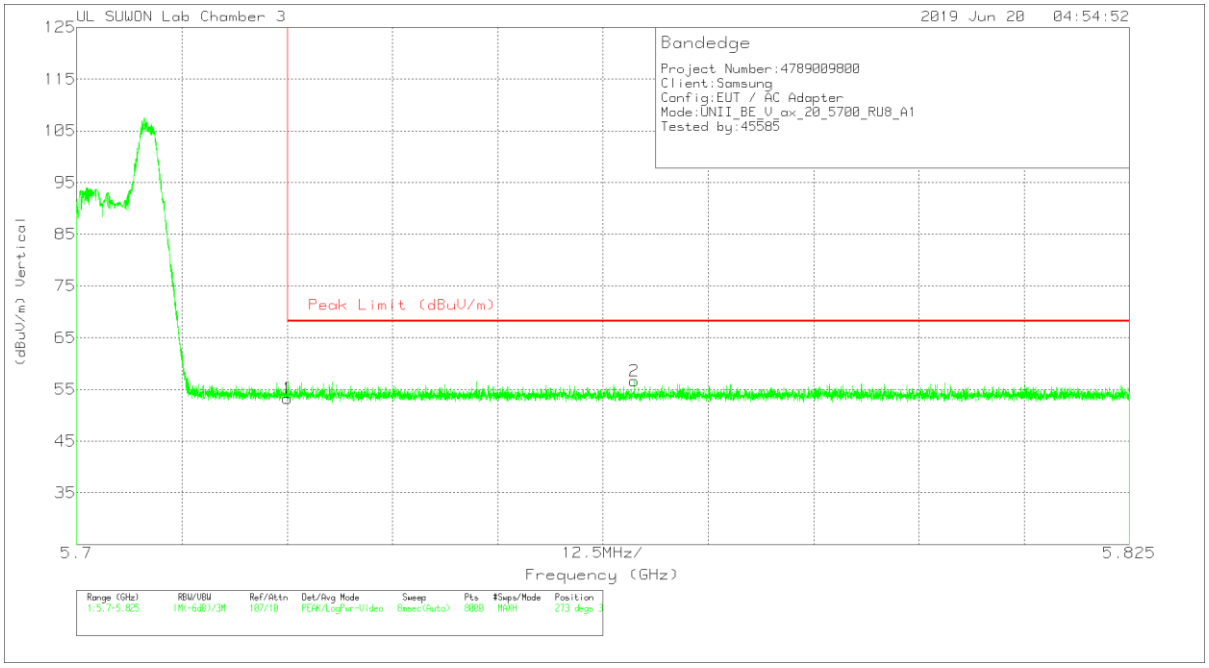

VERTICAL DATA

Trace Markers

Marker	Frequency (GHz)	Meter Reading (dBuV)	Det	3117_00205959	10dB[dB]	DC Corr (dB)	Corrected Reading (dBuV/m)	Peak Limit (dBuV/m)	PK Margin (dB)	Azimuth (Degs)	Height (cm)	Polarity
1	5.725	36.36	Pk	34.8	-17.9	0	53.26	68.2	-14.94	273	317	V
2	5.766	39.71	Pk	34.8	-17.9	0	56.61	68.2	-11.59	273	317	V

Pk - Peak detector

UL Korea, Ltd. Confidential
This report shall not be reproduced except in full, without the written approval of UL Korea, Ltd.

26T RU mode (ANT_2 / HE40 / RU offset 17)

HORIZONTAL PEAK PLOT

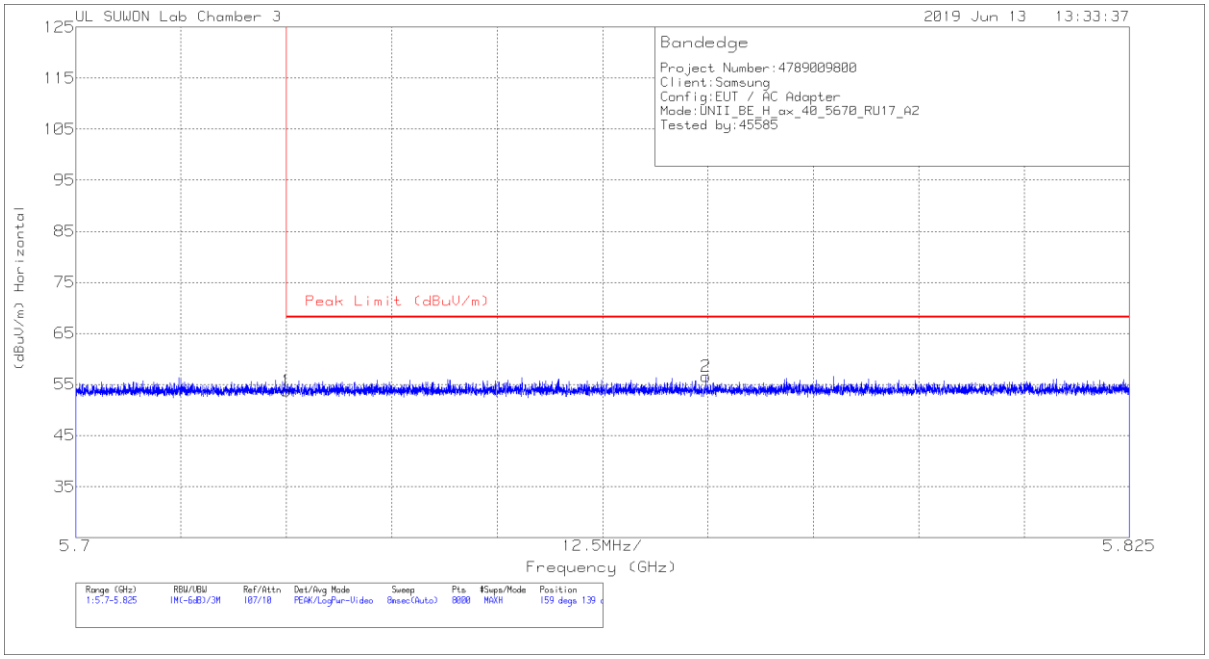

HORIZONTAL DATA

Trace Markers

Marker	Frequency (GHz)	Meter Reading (dBuV)	Det	3117_00205959	10dB[dB]	DC Corr (dB)	Corrected Reading (dBuV/m)	Peak Limit (dBuV/m)	PK Margin (dB)	Azimuth (Degs)	Height (cm)	Polarity
1	5.725	36.86	Pk	34.8	-17.9	0	53.76	68.2	-14.44	159	139	H
2	5.775	39.5	Pk	34.9	-17.8	0	56.6	68.2	-11.6	159	139	H

Pk - Peak detector

UL Korea, Ltd. Suwon Laboratory FORM ID: FCC_15E
218 Maeyeong-ro, Yeongtong-gu, Suwon-si, Gyeonggi-do, 16675 Korea TEL: (031) 337-9902,FAX: (031) 213-5433
UL Korea, Ltd. Confidential
This report shall not be reproduced except in full, without the written approval of UL Korea, Ltd.

VERTICAL PEAK PLOT

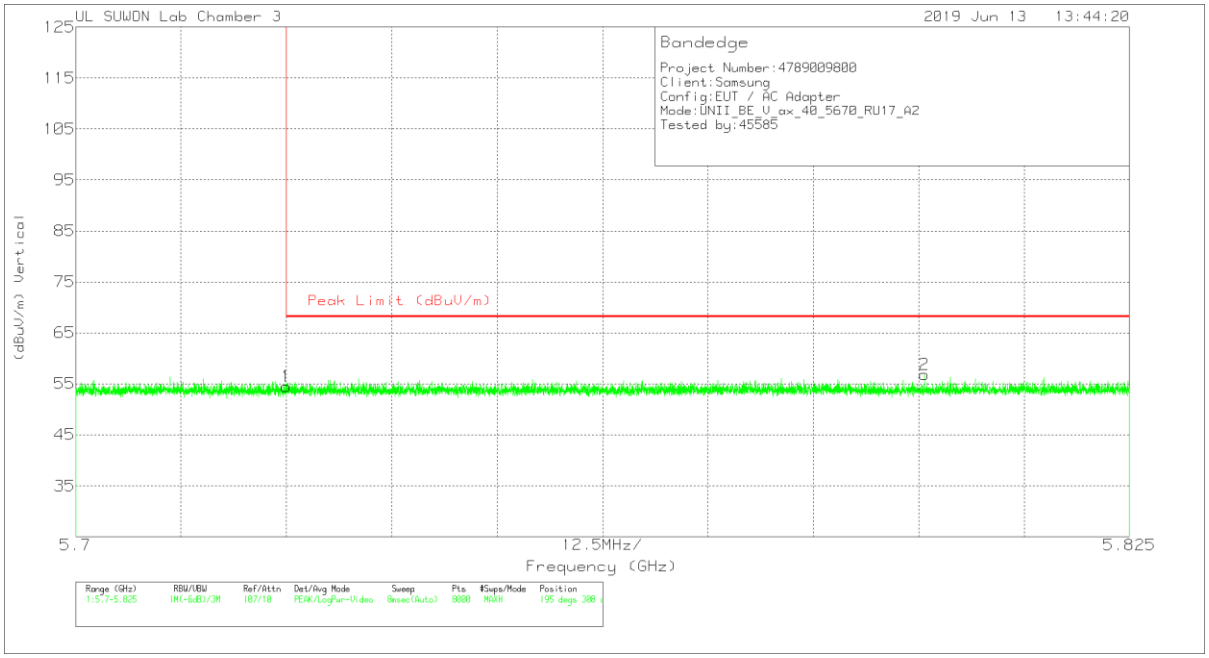

VERTICAL DATA

Trace Markers

Marker	Frequency (GHz)	Meter Reading (dBuV)	Det	3117_00205959	10dB[dB]	DC Corr (dB)	Corrected Reading (dBuV/m)	Peak Limit (dBuV/m)	PK Margin (dB)	Azimuth (Degs)	Height (cm)	Polarity
1	5.725	37.61	Pk	34.8	-17.9	0	54.51	68.2	-13.69	195	308	V
2	5.801	39.69	Pk	34.9	-17.8	0	56.79	68.2	-11.41	195	308	V

Pk - Peak detector

UL Korea, Ltd. Confidential
This report shall not be reproduced except in full, without the written approval of UL Korea, Ltd.

HARMONICS AND SPURIOUS EMISSIONS

HE20 SU mode (ANT_1)

LOW CHANNEL HORIZONTAL

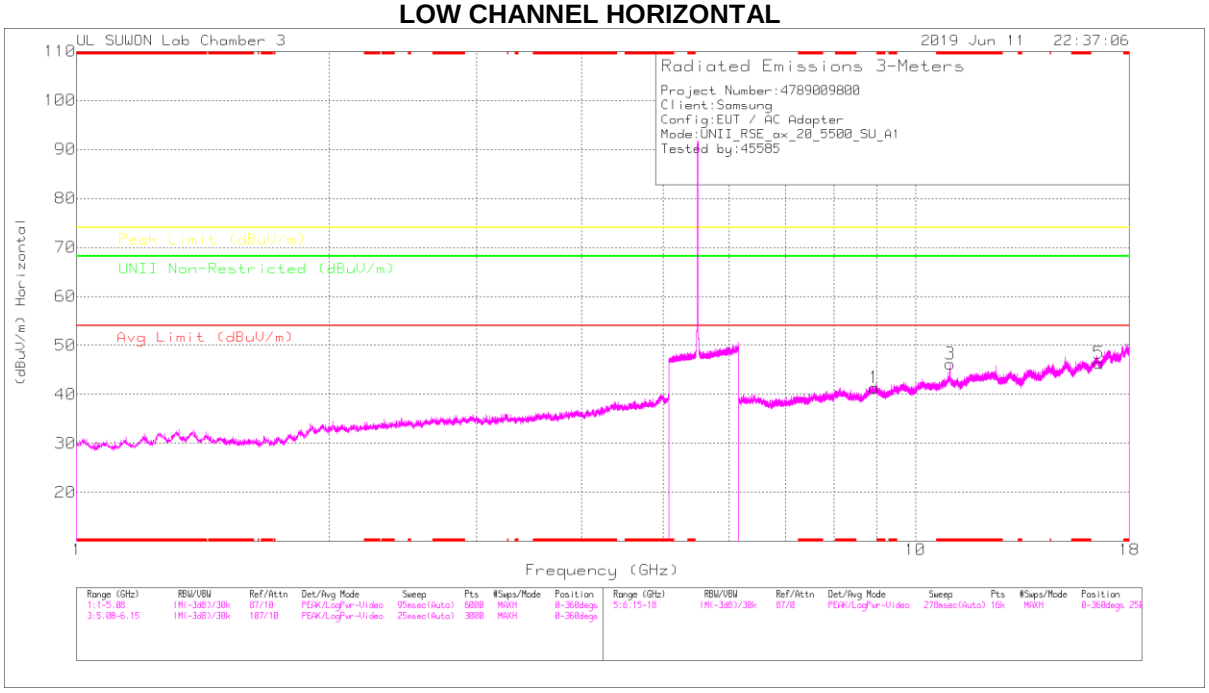

LOW CHANNEL VERTICAL

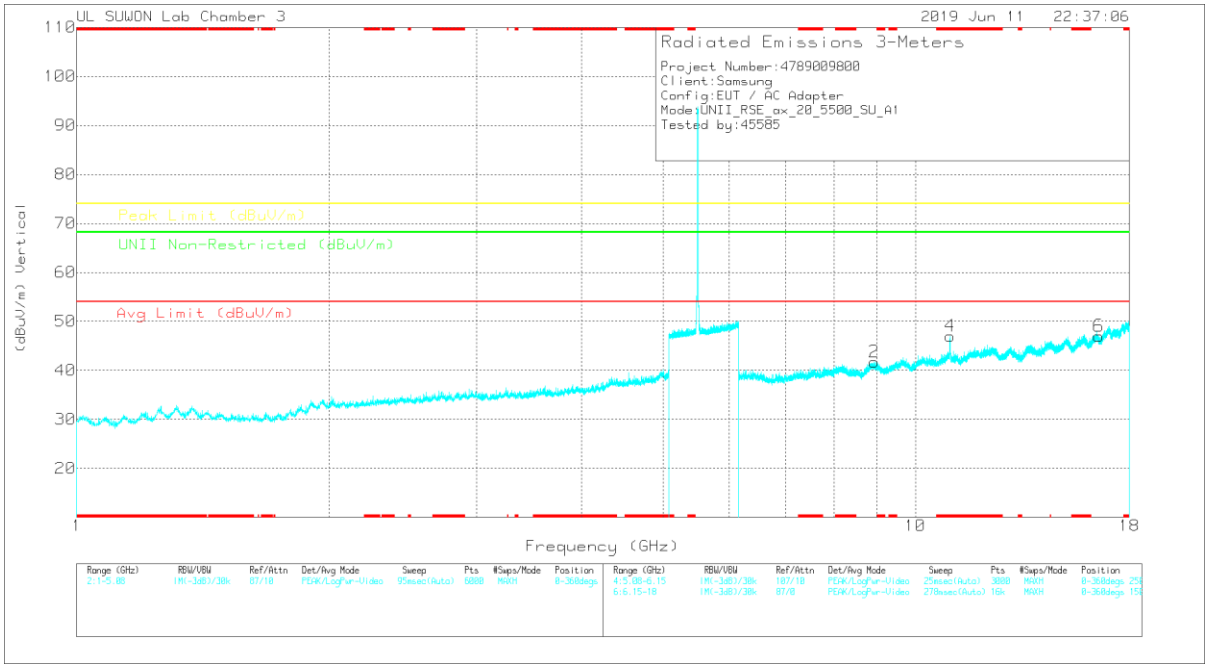

Note: Emission was scanned up to 40GHz; No emissions were detected above the noise floor which was at least 20dB below the specification limit.

UL Korea, Ltd. Confidential
This report shall not be reproduced except in full, without the written approval of UL Korea, Ltd.

LOW CHANNEL DATA

Trace Markers

Marker	Frequency (GHz)	Meter Reading (dBuV)	Det	3117_00205959	6GHz_HP[dB]	DC Corr (dB)	Corrected Reading (dBuV/m)	Avg Limit (dBuV/m)	Margin (dB)	Peak Limit (dBuV/m)	Margin (dB)	UNII Non-Restricted (dBuV/m)	Margin (dB)	Azimuth (Degs)	Height (cm)	Polarity
1	8.93	25.77	PK	36.6	-21	0	41.37	-	-	-	-	68.2	-26.83	0-360	250	H
3	* 10.999	27.45	PK	38.2	-19.4	0	46.25	-	-	74	-27.75	-	-	0-360	250	H
5	16.545	22.88	PK	40.9	-17.4	0	46.38	-	-	-	-	68.2	-21.82	0-360	250	H
2	8.934	26.15	PK	36.6	-21	0	41.75	-	-	-	-	68.2	-26.45	0-360	250	V
4	* 10.998	28.33	PK	38.2	-19.5	0	47.03	-	-	74	-26.97	-	-	0-360	150	V
6	16.544	23.5	PK	40.9	-17.4	0	47	-	-	-	-	68.2	-21.2	0-360	250	V

* - indicates frequency in CFR47 Pt 15 / IC RSS-Restricted Band
PK – Peak detector

Radiated Emissions

Frequency (GHz)	Meter Reading (dBuV)	Det	3117_00205959	6GHz_HP[dB]	DC Corr (dB)	Corrected Reading (dBuV/m)	Avg Limit (dBuV/m)	Margin (dB)	Peak Limit (dBuV/m)	Margin (dB)	UNII Non-Restricted (dBuV/m)	Margin (dB)	Azimuth (Degs)	Height (cm)	Polarity
* 11.001	38.62	PK-U	38.2	-19.4	0	57.42	-	-	74	-16.58	-	-	162	189	H
* 10.999	26.82	ADR	38.2	-19.4	0	45.62	54	-8.38	-	-	-	-	162	189	H
* 11	39.7	PK-U	38.2	-19.5	0	58.4	-	-	74	-15.6	-	-	188	170	V
* 10.999	27.22	ADR	38.2	-19.4	0	46.02	54	-7.98	-	-	-	-	188	170	V

* - indicates frequency in CFR47 Pt 15 / IC RSS-Restricted Band
PK-U - U-NII: Maximum Peak
ADR - U-NII AD primary method, RMS average

UL Korea, Ltd. Confidential
This report shall not be reproduced except in full, without the written approval of UL Korea, Ltd.

MID CHANNEL HORIZONTAL

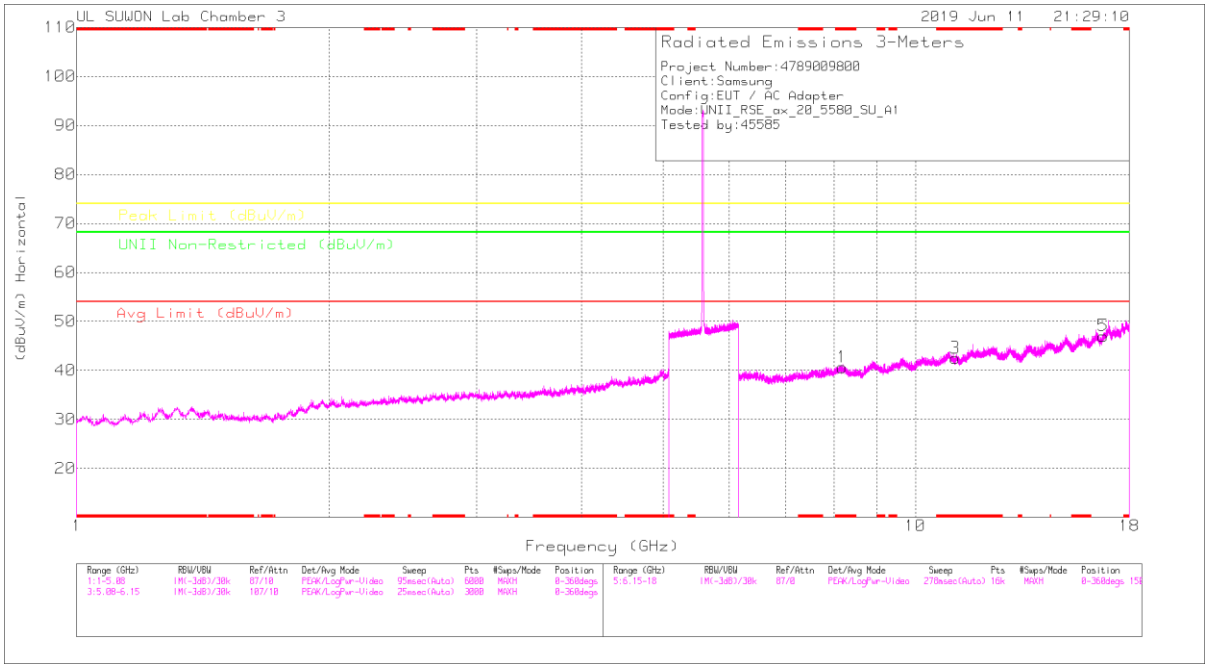

MID CHANNEL VERTICAL

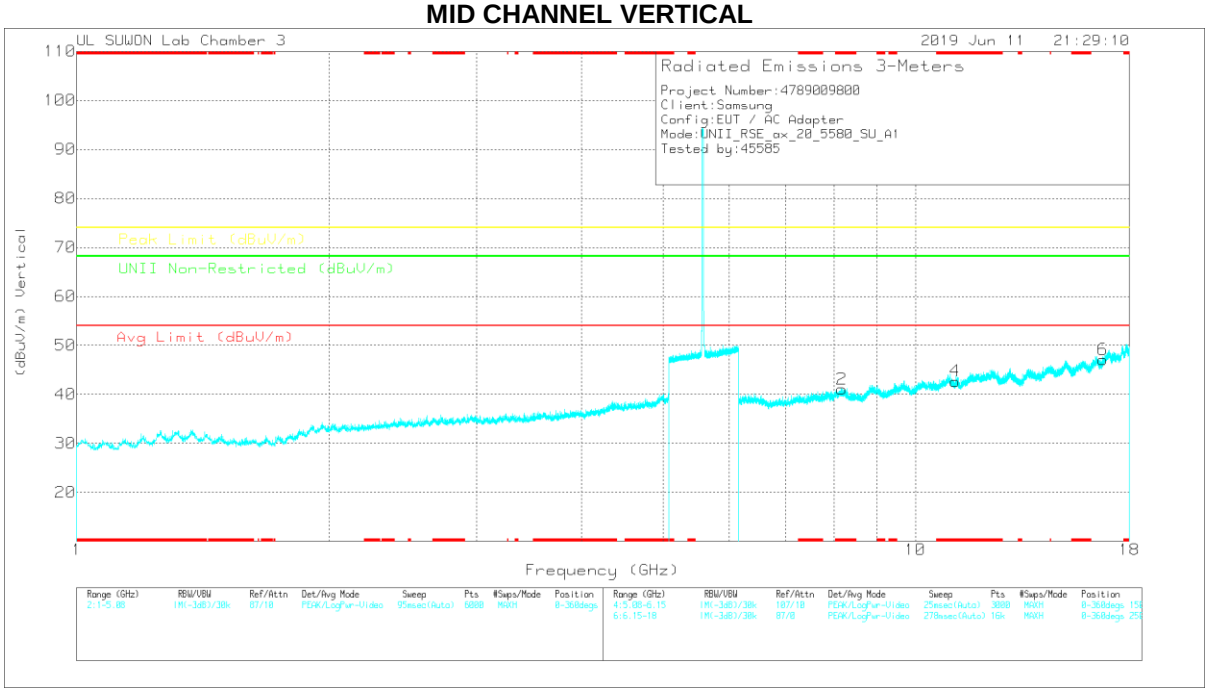

Note: Emission was scanned up to 40GHz; No emissions were detected above the noise floor which was at least 20dB below the specification limit.

UL Korea, Ltd. Confidential
This report shall not be reproduced except in full, without the written approval of UL Korea, Ltd.

MID CHANNEL DATA

Trace Markers

Marker	Frequency (GHz)	Meter Reading (dBuV)	Det	3117_00205959	6GHz_HP[dB]	DC Corr (dB)	Corrected Reading (dBuV/m)	Avg Limit (dBuV/m)	Margin (dB)	Peak Limit (dBuV/m)	Margin (dB)	UNII Non-Restricted (dBuV/m)	Margin (dB)	Azimuth (Degs)	Height (cm)	Polarity
1	* 8.178	26.14	PK	36.3	-21.8	0	40.64	-	-	74	-33.36	-	-	0-360	250	H
3	* 11.164	23.82	PK	38.3	-19.6	0	42.52	-	-	74	-31.48	-	-	0-360	250	H
5	16.745	22.54	PK	41.3	-16.8	0	47.04	-	-	-	-	68.2	-21.16	0-360	150	H
2	* 8.171	26.56	PK	36.3	-21.8	0	41.06	-	-	74	-32.94	-	-	0-360	250	V
4	* 11.157	24.07	PK	38.3	-19.7	0	42.67	-	-	74	-31.33	-	-	0-360	149	V
6	16.743	22.67	PK	41.3	-16.9	0	47.07	-	-	-	-	68.2	-21.13	0-360	149	V

* - indicates frequency in CFR47 Pt 15 / IC RSS-Restricted Band
PK – Peak Detector

Note: Only peak measurement was performed. Because peak measurement result of unwanted emission is less than average limit (54dBuV/m).

UL Korea, Ltd. Confidential
This report shall not be reproduced except in full, without the written approval of UL Korea, Ltd.

HIGH CHANNEL HORIZONTAL

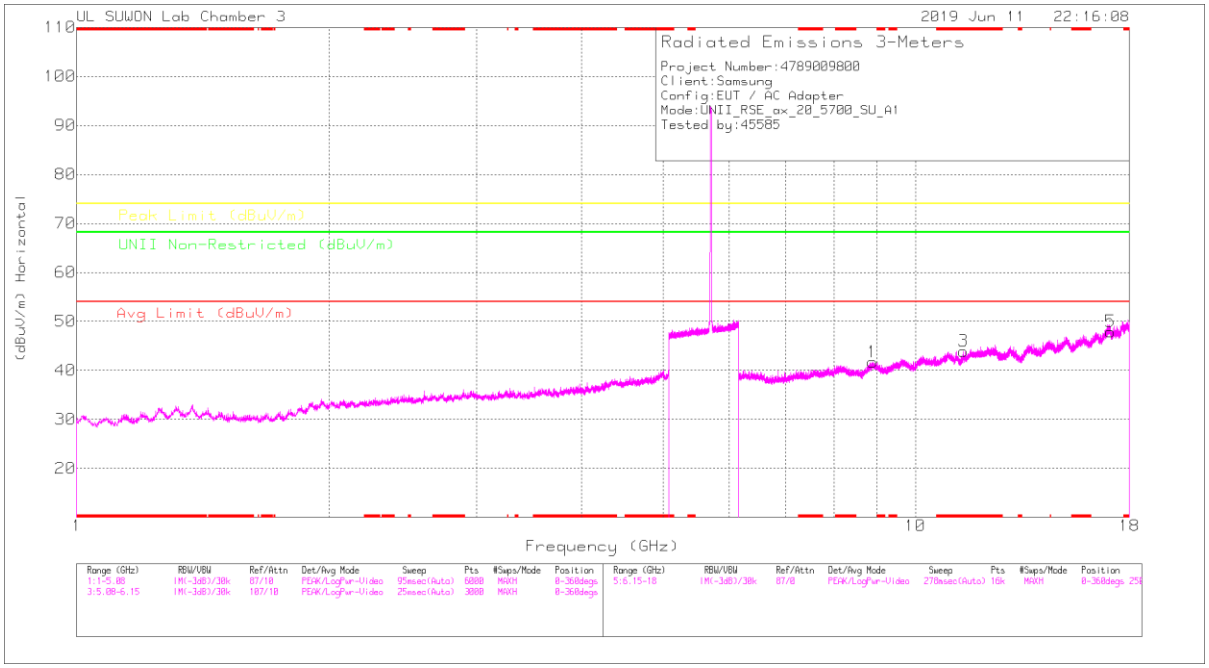

HIGH CHANNEL VERTICAL

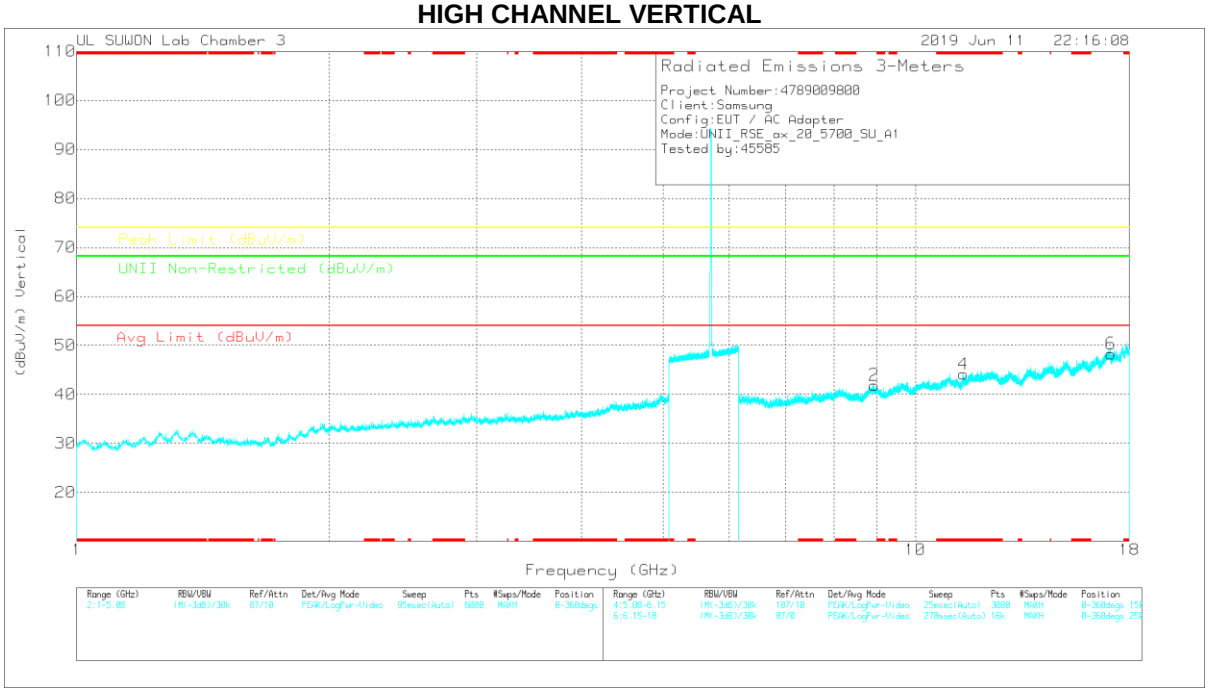

Note: Emission was scanned up to 40GHz; No emissions were detected above the noise floor which was at least 20dB below the specification limit.

UL Korea, Ltd. Confidential
This report shall not be reproduced except in full, without the written approval of UL Korea, Ltd.

HIGH CHANNEL DATA

Trace Markers

Marker	Frequency (GHz)	Meter Reading (dBuV)	Det	3117_00205959	6GHz_HP[dB]	DC Corr (dB)	Corrected Reading (dBuV/m)	Avg Limit (dBuV/m)	Margin (dB)	Peak Limit (dBuV/m)	Margin (dB)	UNII Non-Restricted (dBuV/m)	Margin (dB)	Azimuth (Degs)	Height (cm)	Polarity
1	8.893	26.11	PK	36.5	-20.9	0	41.71	-	-	-	-	68.2	-26.49	0-360	150	H
3	* 11.405	25.05	PK	38.5	-19.6	0	43.95	-	-	74	-30.05	-	-	0-360	250	H
5	17.093	22.21	PK	41.6	-15.9	0	47.91	-	-	-	-	68.2	-20.29	0-360	250	H
2	8.933	26.38	PK	36.6	-21.1	0	41.88	-	-	-	-	68.2	-26.32	0-360	250	V
4	* 11.401	25.13	PK	38.5	-19.5	0	44.13	-	-	74	-29.87	-	-	0-360	250	V
6	17.105	22.79	PK	41.6	-16.1	0	48.29	-	-	-	-	68.2	-19.91	0-360	250	V

* - indicates frequency in CFR47 Pt 15 / IC RSS-Restricted Band
PK – Peak Detector

Note: Only peak measurement was performed. Because peak measurement result of unwanted emission is less than average limit (54dBuV/m).

UL Korea, Ltd. Suwon Laboratory FORM ID: FCC_15E
218 Maeyeong-ro, Yeongtong-gu, Suwon-si, Gyeonggi-do, 16675 Korea TEL: (031) 337-9902,FAX: (031) 213-5433
UL Korea, Ltd. Confidential
This report shall not be reproduced except in full, without the written approval of UL Korea, Ltd.

HE20 SU mode (ANT_2)

LOW CHANNEL HORIZONTAL

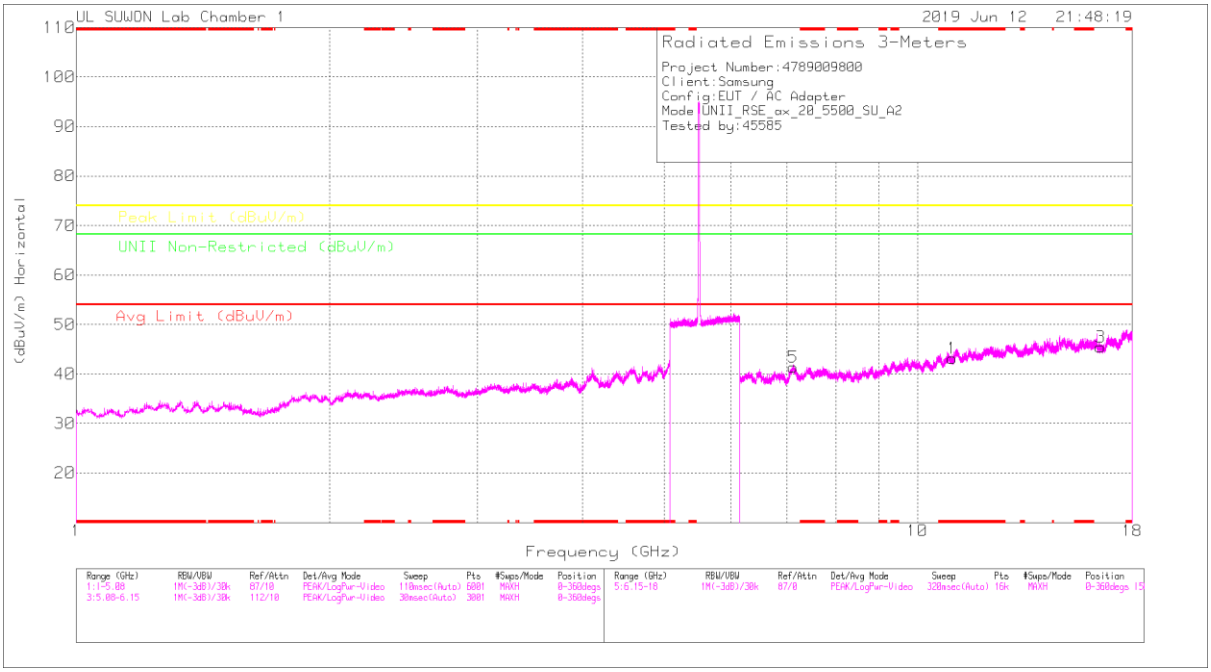

LOW CHANNEL VERTICAL

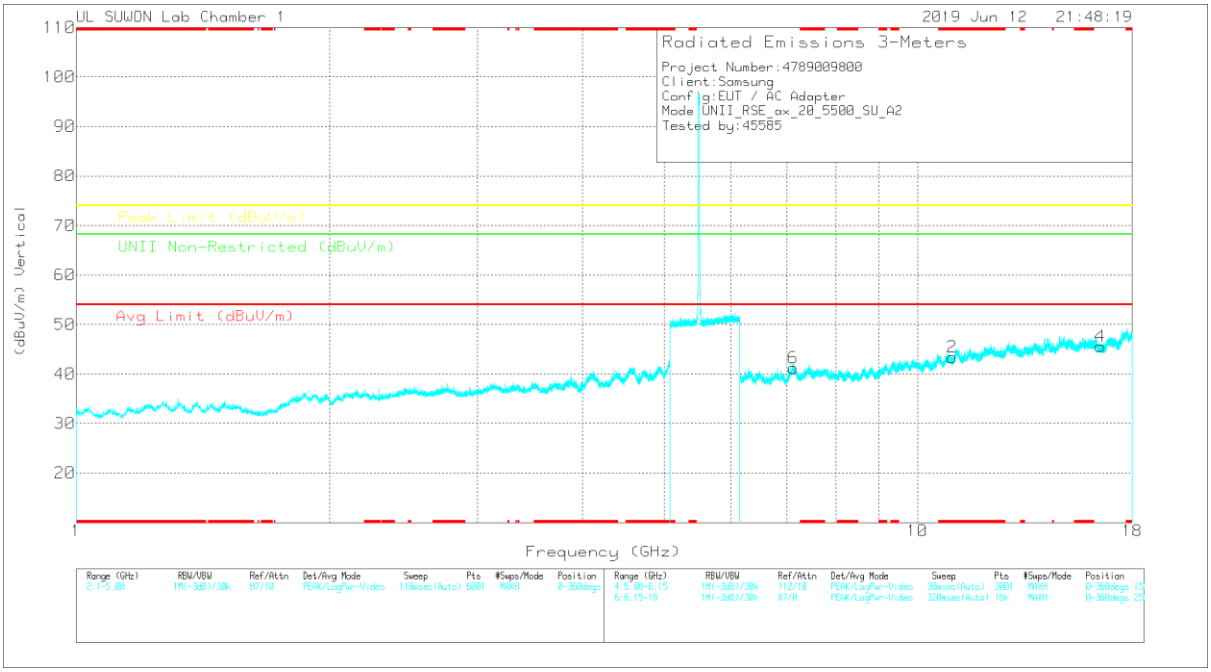

Note: Emission was scanned up to 40GHz; No emissions were detected above the noise floor which was at least 20dB below the specification limit.

UL Korea, Ltd. Confidential
This report shall not be reproduced except in full, without the written approval of UL Korea, Ltd.

LOW CHANNEL DATA

Trace Markers

Marker	Frequency (GHz)	Meter Reading (dBuV)	Det	3117_00168724	6GHz_HP[dB]	DC Corr (dB)	Corrected Reading (dBuV/m)	Avg Limit (dBuV/m)	Margin (dB)	Peak Limit (dBuV/m)	Margin (dB)	UNII Non-Restricted (dBuV/m)	Margin (dB)	Azimuth (Degs)	Height (cm)	Polarity
1	* 11.00227	25.64	PK	38.1	-20.6	0	43.14	-	-	74	-30.86	-	-	0-360	250	H
3	16.50107	24.76	PK	40.5	-19.8	0	45.46	-	-	-	-	68.2	-22.74	0-360	150	H
5	7.11423	29.17	PK	36	-23.8	0	41.37	-	-	-	-	68.2	-26.83	0-360	150	H
2	* 11.00153	25.77	PK	38.1	-20.5	0	43.37	-	-	74	-30.63	-	-	0-360	150	V
4	16.50033	24.89	PK	40.5	-19.8	0	45.59	-	-	-	-	68.2	-22.61	0-360	150	V
6	7.11349	28.9	PK	36	-23.7	0	41.2	-	-	-	-	68.2	-27	0-360	150	V

* - indicates frequency in CFR47 Pt 15 / IC RSS-Restricted Band
PK – Peak Detector

Note: Only peak measurement was performed. Because peak measurement result of unwanted emission is less than average limit (54dBuV/m).

UL Korea, Ltd. Suwon Laboratory FORM ID: FCC_15E
218 Maeyeong-ro, Yeongtong-gu, Suwon-si, Gyeonggi-do, 16675 Korea TEL: (031) 337-9902,FAX: (031) 213-5433
UL Korea, Ltd. Confidential
This report shall not be reproduced except in full, without the written approval of UL Korea, Ltd.

MID CHANNEL HORIZONTAL

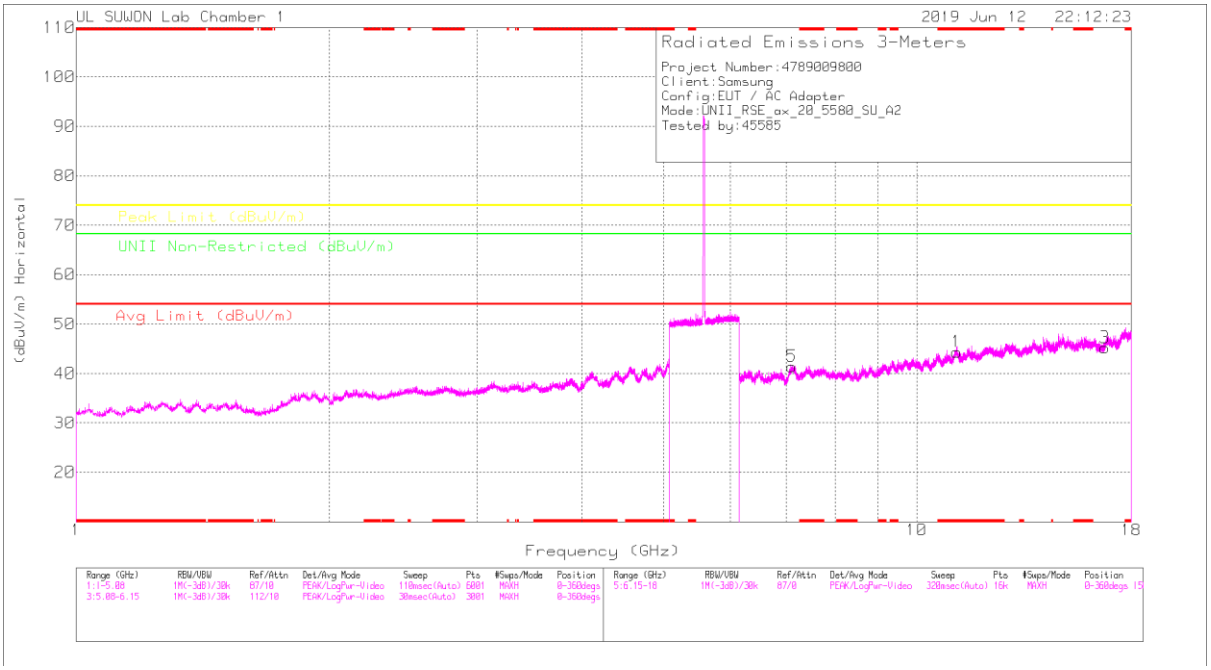

MID CHANNEL VERTICAL

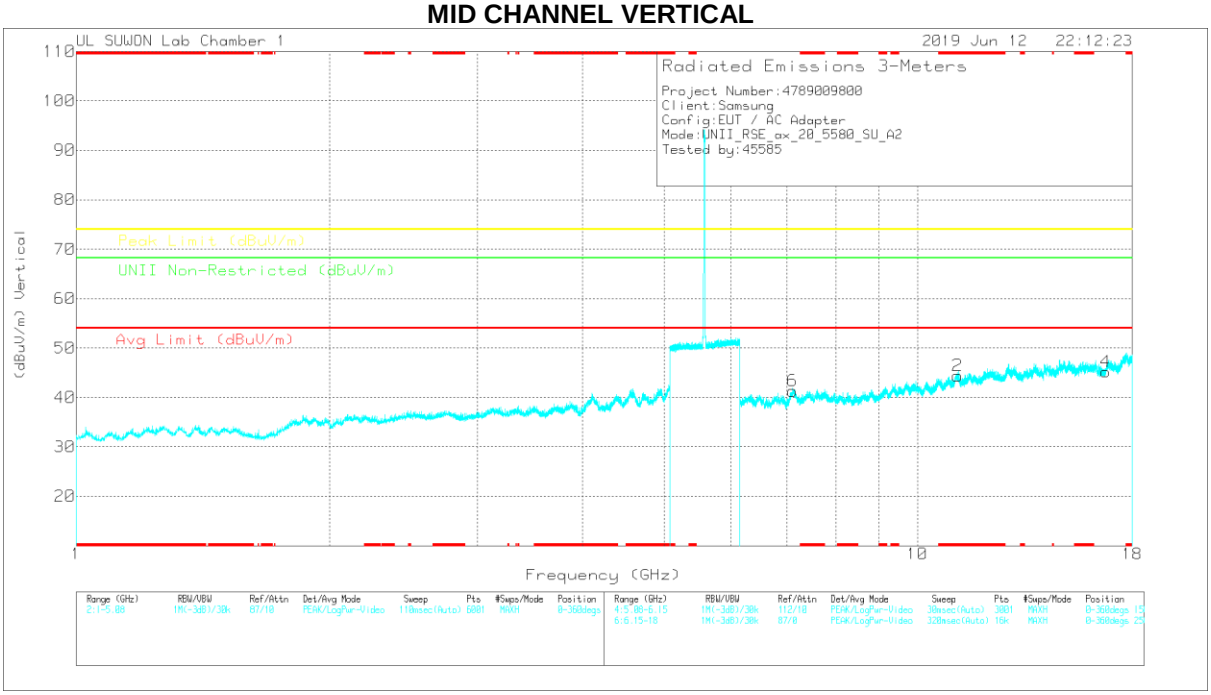

Note: Emission was scanned up to 40GHz; No emissions were detected above the noise floor which was at least 20dB below the specification limit.

UL Korea, Ltd. Confidential
This report shall not be reproduced except in full, without the written approval of UL Korea, Ltd.

MID CHANNEL DATA

Trace Markers

Marker	Frequency (GHz)	Meter Reading (dBuV)	Det	3117_00168724	6GHz_HP[dB]	DC Corr (dB)	Corrected Reading (dBuV/m)	Avg Limit (dBuV/m)	Margin (dB)	Peak Limit (dBuV/m)	Margin (dB)	UNII Non-Restricted (dBuV/m)	Margin (dB)	Azimuth (Degs)	Height (cm)	Polarity
1	* 11.1615	25.67	PK	38.2	-19.5	0	44.37	-	-	74	-29.63	-	-	0-360	250	H
3	16.74176	23.51	PK	40.9	-19.2	0	45.21	-	-	-	-	68.2	-22.99	0-360	150	H
5	7.10757	29.13	PK	36	-23.7	0	41.43	-	-	-	-	68.2	-26.77	0-360	250	H
2	* 11.1615	25.68	PK	38.2	-19.5	0	44.38	-	-	74	-29.62	-	-	0-360	250	V
4	16.73954	23.48	PK	40.9	-19.2	0	45.18	-	-	-	-	68.2	-23.02	0-360	250	V
6	7.10831	29.02	PK	36	-23.7	0	41.32	-	-	-	-	68.2	-26.88	0-360	250	V

* - indicates frequency in CFR47 Pt 15 / IC RSS-Restricted Band
PK – Peak Detector

Note: Only peak measurement was performed. Because peak measurement result of unwanted emission is less than average limit (54dBuV/m).

UL Korea, Ltd. Confidential
This report shall not be reproduced except in full, without the written approval of UL Korea, Ltd.

HIGH CHANNEL HORIZONTAL

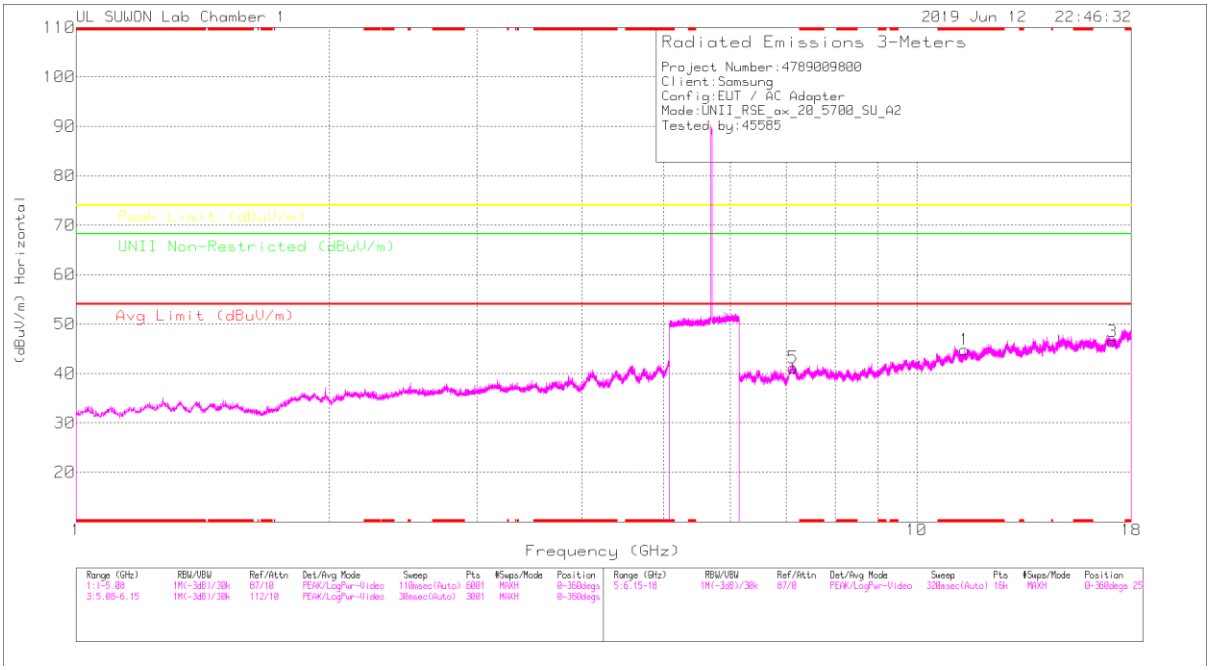

HIGH CHANNEL VERTICAL

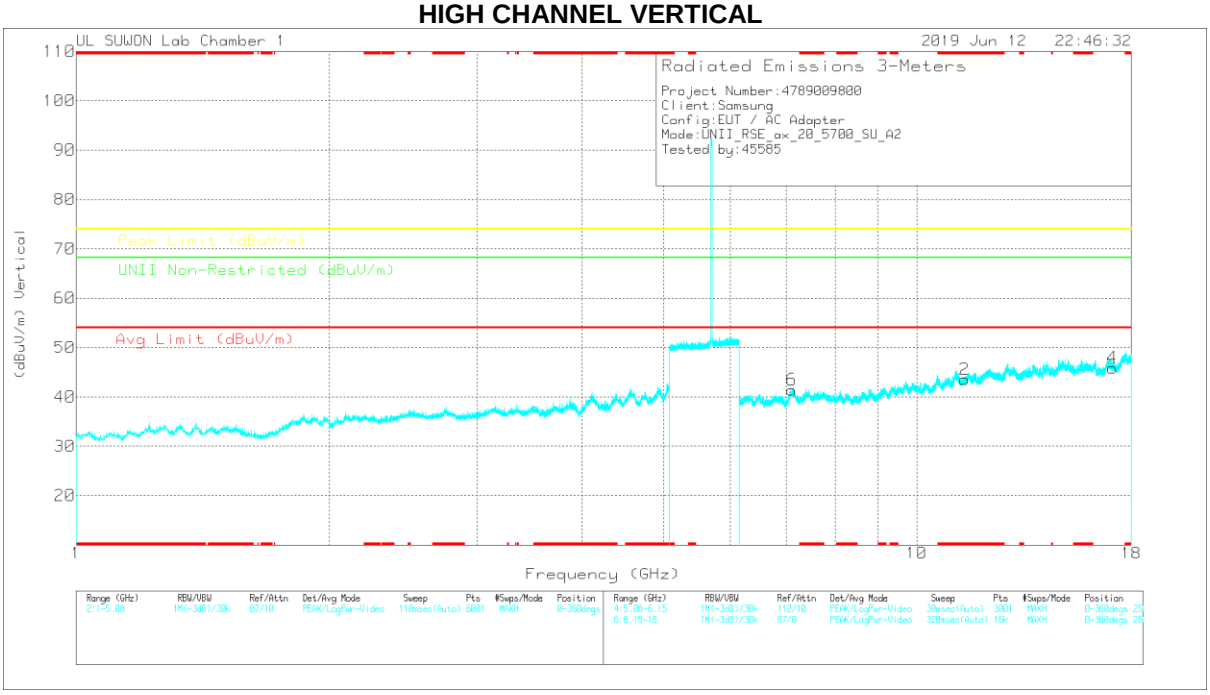

Note: Emission was scanned up to 40GHz; No emissions were detected above the noise floor which was at least 20dB below the specification limit.

UL Korea, Ltd. Confidential
This report shall not be reproduced except in full, without the written approval of UL Korea, Ltd.

HIGH CHANNEL DATA

Trace Markers

Marker	Frequency (GHz)	Meter Reading (dBuV)	Det	3117_00168724	6GHz_HP[dB]	DC Corr (dB)	Corrected Reading (dBuV/m)	Avg Limit (dBuV/m)	Margin (dB)	Peak Limit (dBuV/m)	Margin (dB)	UNII Non-Restricted (dBuV/m)	Margin (dB)	Azimuth (Degs)	Height (cm)	Polarity
1	* 11.39997	26.72	PK	38.3	-20.2	0	44.82	-	-	74	-29.18	-	-	0-360	150	H
3	17.09872	23.85	PK	41.3	-18.7	0	46.45	-	-	-	-	68.2	-21.75	0-360	250	H
5	7.13053	29.07	PK	36	-23.9	0	41.17	-	-	-	-	68.2	-27.03	0-360	150	H
2	* 11.39922	25.42	PK	38.3	-20.2	0	43.52	-	-	74	-30.48	-	-	0-360	250	V
4	17.1002	23.26	PK	41.3	-18.7	0	45.86	-	-	-	-	68.2	-22.34	0-360	250	V
6	7.10535	29.13	PK	36	-23.7	0	41.43	-	-	-	-	68.2	-26.77	0-360	150	V

* - indicates frequency in CFR47 Pt 15 / IC RSS-Restricted Band
PK – Peak Detector

Note: Only peak measurement was performed. Because peak measurement result of unwanted emission is less than average limit (54dBuV/m).

UL Korea, Ltd. Suwon Laboratory FORM ID: FCC_15E
218 Maeyeong-ro, Yeongtong-gu, Suwon-si, Gyeonggi-do, 16675 Korea TEL: (031) 337-9902,FAX: (031) 213-5433
UL Korea, Ltd. Confidential
This report shall not be reproduced except in full, without the written approval of UL Korea, Ltd.

HE40 SU mode (ANT_1)

LOW CHANNEL HORIZONTAL

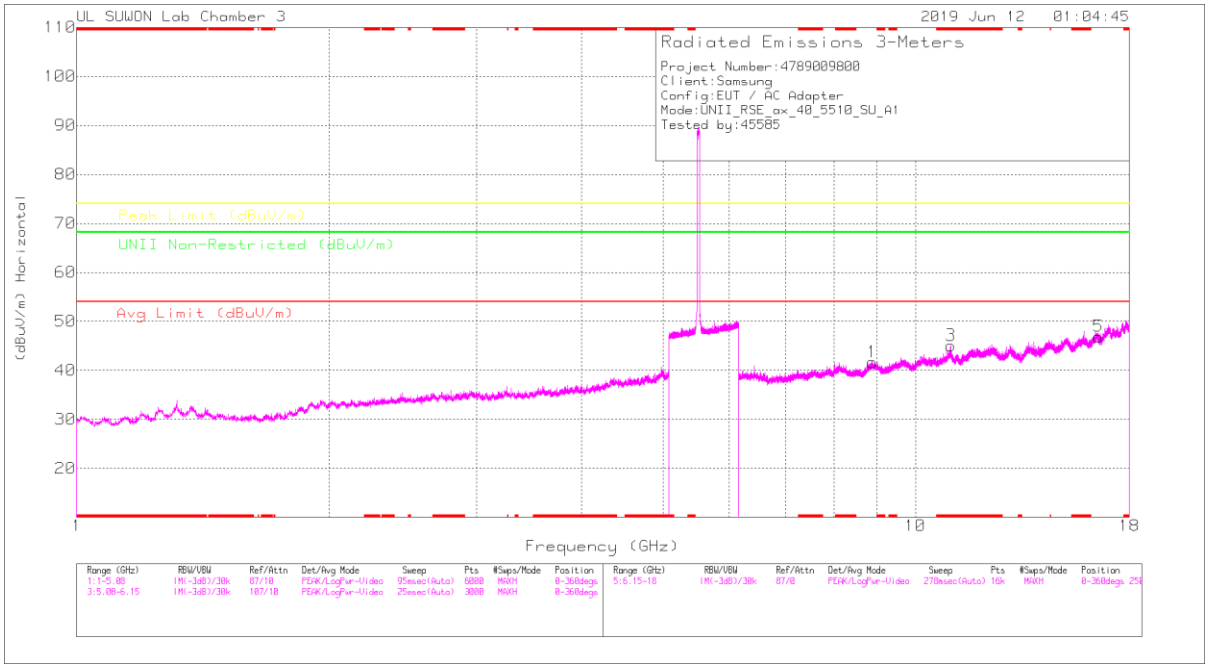

LOW CHANNEL VERTICAL

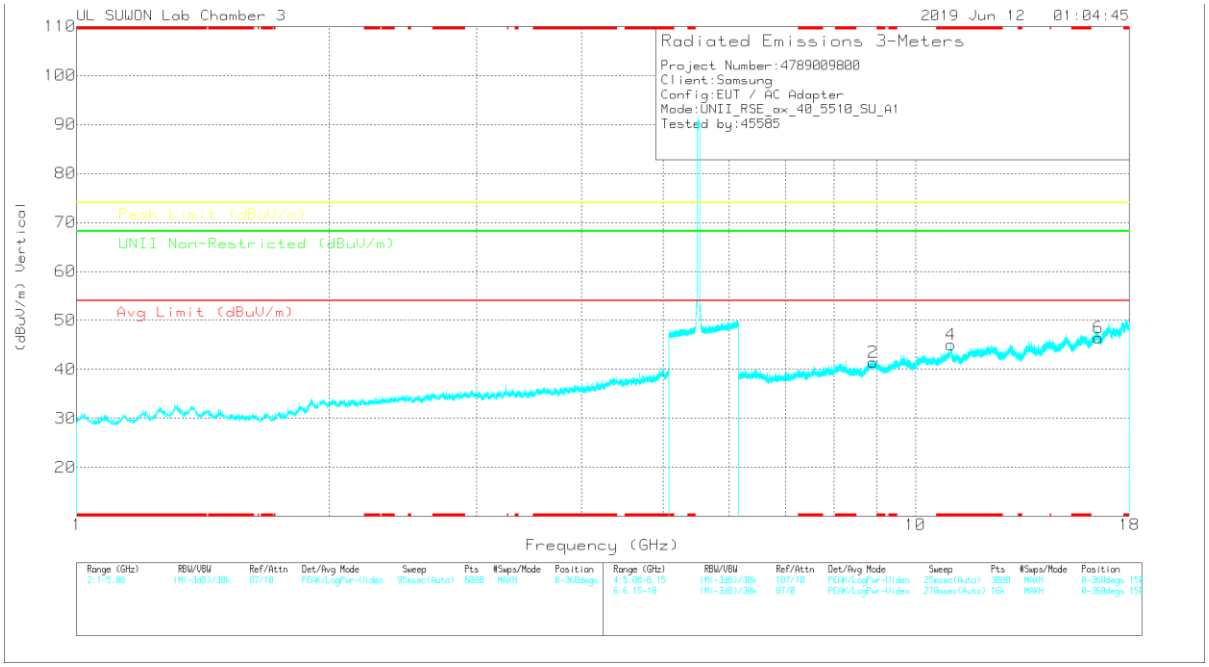

Note: Emission was scanned up to 40GHz; No emissions were detected above the noise floor which was at least 20dB below the specification limit.

UL Korea, Ltd. Confidential
This report shall not be reproduced except in full, without the written approval of UL Korea, Ltd.

LOW CHANNEL DATA

Trace Markers

Marker	Frequency (GHz)	Meter Reading (dBuV)	Det	3117_00205959	6GHz_HP[dB]	DC Corr (dB)	Corrected Reading (dBuV/m)	Avg Limit (dBuV/m)	Margin (dB)	Peak Limit (dBuV/m)	Margin (dB)	UNII Non-Restricted (dBuV/m)	Margin (dB)	Azimuth (Degs)	Height (cm)	Polarity
1	8.888	26.06	PK	36.5	-20.9	0	41.66	-	-	-	-	68.2	-26.54	0-360	150	H
3	* 11.021	26.39	PK	38.2	-19.5	0	45.09	-	-	74	-28.91	-	-	0-360	150	H
5	16.53	23.41	PK	40.9	-17.4	0	46.91	-	-	-	-	68.2	-21.29	0-360	250	H
2	8.894	25.92	PK	36.5	-21	0	41.42	-	-	-	-	68.2	-26.78	0-360	250	V
4	* 11.017	26.33	PK	38.2	-19.5	0	45.03	-	-	74	-28.97	-	-	0-360	150	V
6	16.527	22.95	PK	40.9	-17.4	0	46.45	-	-	-	-	68.2	-21.75	0-360	250	V

* - indicates frequency in CFR47 Pt 15 / IC RSS-Restricted Band
PK – Peak Detector

Radiated Emissions

Frequency (GHz)	Meter Reading (dBuV)	Det	3117_00205959	6GHz_HP[dB]	DC Corr (dB)	Corrected Reading (dBuV/m)	Avg Limit (dBuV/m)	Margin (dB)	Peak Limit (dBuV/m)	Margin (dB)	UNII Non-Restricted (dBuV/m)	Margin (dB)	Azimuth (Degs)	Height (cm)	Polarity
* 11.011	36.85	PK-U	38.2	-19.4	0	55.65	-	-	74	-18.35	-	-	163	192	H
* 11.02	25.17	ADR	38.2	-19.5	0	43.87	54	-10.13	-	-	-	-	163	192	H
* 11.02	37.61	PK-U	38.2	-19.4	0	56.41	-	-	74	-17.59	-	-	190	172	V
* 11.014	25.34	ADR	38.2	-19.5	0	44.04	54	-9.96	-	-	-	-	190	172	V

* - indicates frequency in CFR47 Pt 15 / IC RSS-Restricted Band
PK-U - U-NII: Maximum Peak
ADR - U-NII AD primary method, RMS average

UL Korea, Ltd. Suwon Laboratory FORM ID: FCC_15E
218 Maeyeong-ro, Yeongtong-gu, Suwon-si, Gyeonggi-do, 16675 Korea TEL: (031) 337-9902,FAX: (031) 213-5433
UL Korea, Ltd. Confidential
This report shall not be reproduced except in full, without the written approval of UL Korea, Ltd.

MID CHANNEL HORIZONTAL

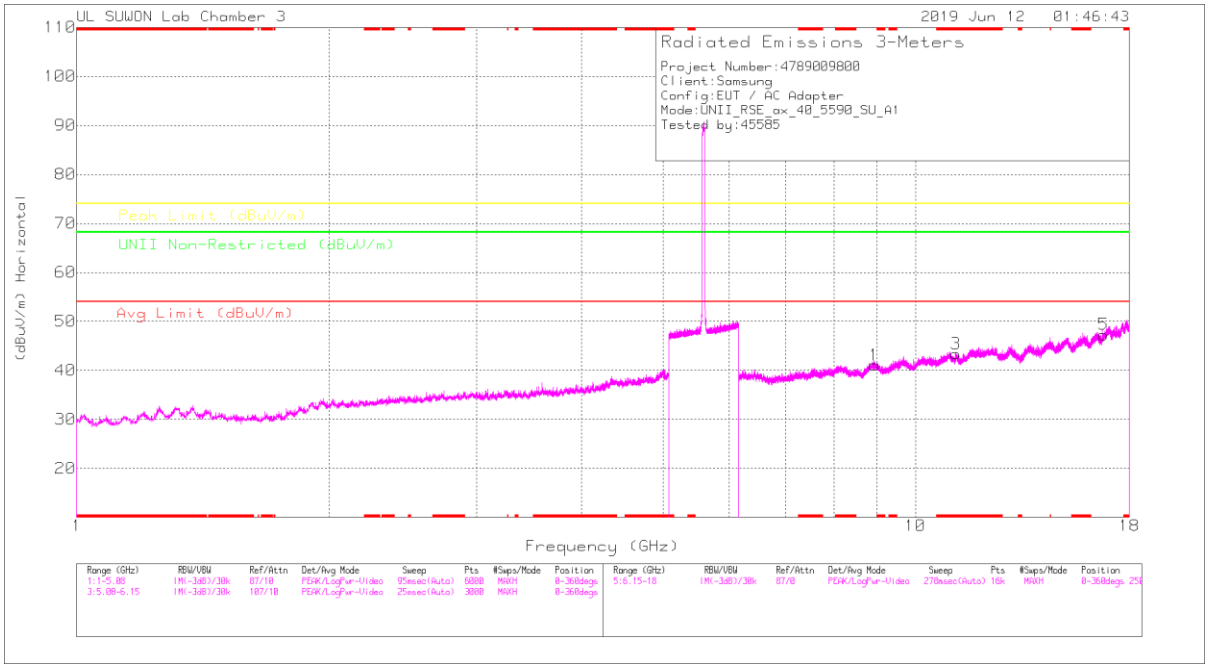

MID CHANNEL VERTICAL

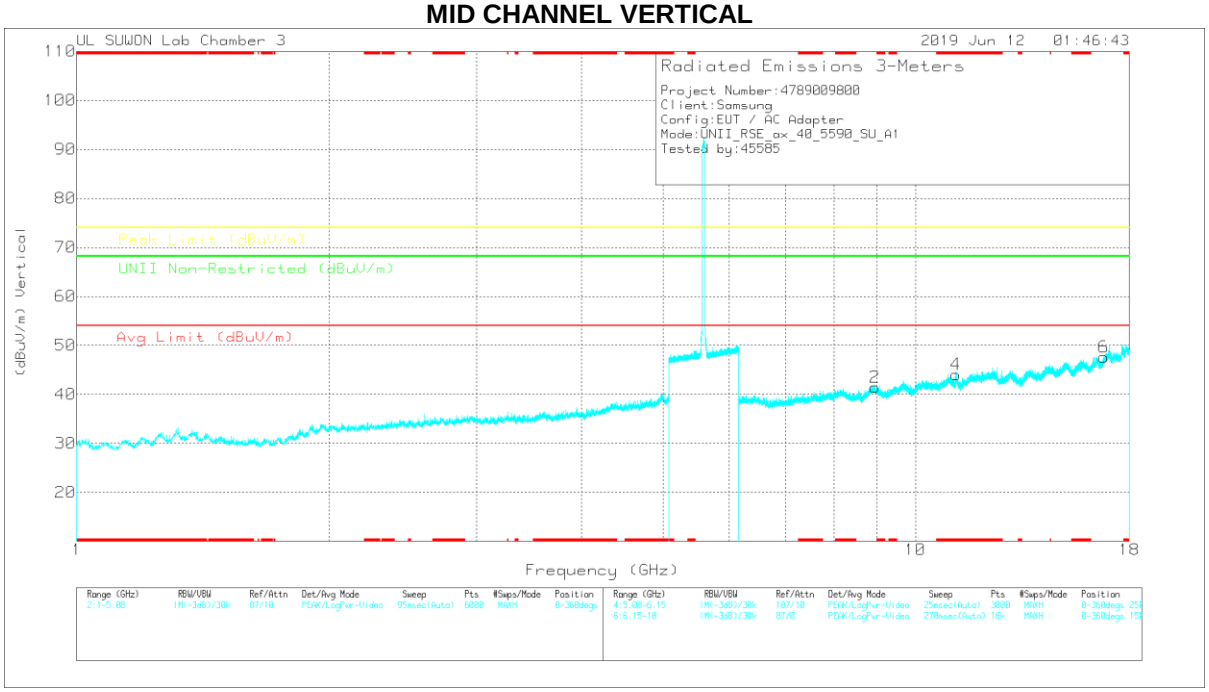

Note: Emission was scanned up to 40GHz; No emissions were detected above the noise floor which was at least 20dB below the specification limit.

UL Korea, Ltd. Confidential
This report shall not be reproduced except in full, without the written approval of UL Korea, Ltd.

MID CHANNEL DATA

Trace Markers

Marker	Frequency (GHz)	Meter Reading (dBuV)	Det	3117_00205959	6GHz_HP[dB]	DC Corr (dB)	Corrected Reading (dBuV/m)	Avg Limit (dBuV/m)	Margin (dB)	Peak Limit (dBuV/m)	Margin (dB)	UNII Non-Restricted (dBuV/m)	Margin (dB)	Azimuth (Degs)	Height (cm)	Polarity
1	8.939	25.45	PK	36.6	-21	0	41.05	-	-	-	-	68.2	-27.15	0-360	250	H
3	* 11.181	24.55	PK	38.3	-19.5	0	43.35	-	-	74	-30.65	-	-	0-360	150	H
5	16.767	22.59	PK	41.4	-16.7	0	47.29	-	-	-	-	68.2	-20.91	0-360	150	H
2	8.943	25.93	PK	36.6	-21.1	0	41.43	-	-	-	-	68.2	-26.77	0-360	250	V
4	* 11.176	25.35	PK	38.3	-19.6	0	44.05	-	-	74	-29.95	-	-	0-360	150	V
6	16.773	22.83	PK	41.4	-16.6	0	47.63	-	-	-	-	68.2	-20.57	0-360	250	V

* - indicates frequency in CFR47 Pt 15 / IC RSS-Restricted Band
PK – Peak Detector

Radiated Emissions

Frequency (GHz)	Meter Reading (dBuV)	Det	3117_00205959	6GHz_HP[dB]	DC Corr (dB)	Corrected Reading (dBuV/m)	Avg Limit (dBuV/m)	Margin (dB)	Peak Limit (dBuV/m)	Margin (dB)	UNII Non-Restricted (dBuV/m)	Margin (dB)	Azimuth (Degs)	Height (cm)	Polarity
* 11.167	35.77	PK-U	38.3	-19.7	0	54.37	-	-	74	-19.63	-	-	162	175	H
* 11.181	24.36	ADR	38.3	-19.5	0	43.16	54	-10.84	-	-	-	-	162	175	H
* 11.175	35.83	PK-U	38.3	-19.6	0	54.53	-	-	74	-19.47	-	-	186	129	V
* 11.175	24.29	ADR	38.3	-19.5	0	43.09	54	-10.91	-	-	-	-	186	129	V

* - indicates frequency in CFR47 Pt 15 / IC RSS-Restricted Band
PK-U - U-NII: Maximum Peak
ADR - U-NII AD primary method, RMS average

UL Korea, Ltd. Confidential
This report shall not be reproduced except in full, without the written approval of UL Korea, Ltd.

HIGH CHANNEL HORIZONTAL

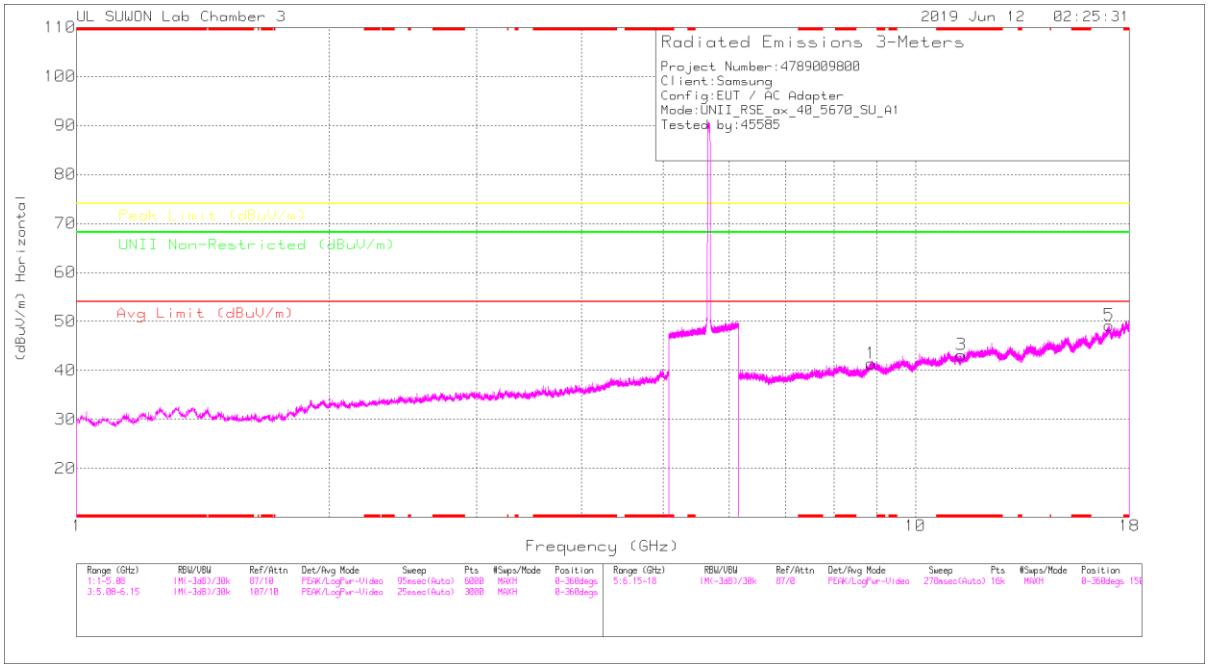

HIGH CHANNEL VERTICAL

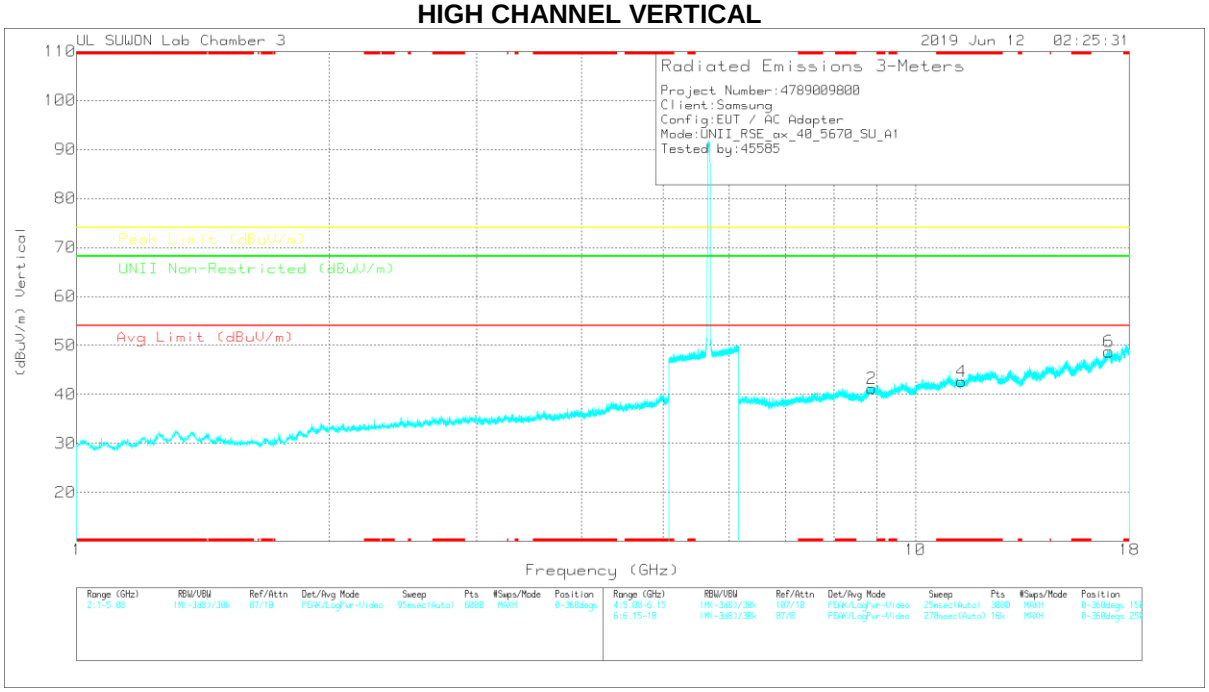

Note: Emission was scanned up to 40GHz; No emissions were detected above the noise floor which was at least 20dB below the specification limit.

UL Korea, Ltd. Confidential
This report shall not be reproduced except in full, without the written approval of UL Korea, Ltd.

HIGH CHANNEL DATA

Trace Markers

Marker	Frequency (GHz)	Meter Reading (dBuV)	Det	3117_00205959	6GHz_HP[dB]	DC Corr (dB)	Corrected Reading (dBuV/m)	Avg Limit (dBuV/m)	Margin (dB)	Peak Limit (dBuV/m)	Margin (dB)	UNII Non-Restricted (dBuV/m)	Margin (dB)	Azimuth (Degs)	Height (cm)	Polarity
1	8.853	25.71	PK	36.5	-20.8	0	41.41	-	-	-	-	68.2	-26.79	0-360	150	H
3	* 11.339	24.49	PK	38.4	-19.7	0	43.19	-	-	74	-30.81	-	-	0-360	250	H
5	17.011	23.41	PK	41.7	-15.9	0	49.21	-	-	-	-	68.2	-18.99	0-360	150	H
2	8.867	25.46	PK	36.5	-20.8	0	41.16	-	-	-	-	68.2	-27.04	0-360	150	V
4	* 11.343	23.87	PK	38.4	-19.7	0	42.57	-	-	74	-31.43	-	-	0-360	150	V
6	17.01	22.92	PK	41.7	-15.9	0	48.72	-	-	-	-	68.2	-19.48	0-360	150	V

* - indicates frequency in CFR47 Pt 15 / IC RSS-Restricted Band
PK – Peak Detector

Note: Only peak measurement was performed. Because peak measurement result of unwanted emission is less than average limit (54dBuV/m).

UL Korea, Ltd. Suwon Laboratory FORM ID: FCC_15E
218 Maeyeong-ro, Yeongtong-gu, Suwon-si, Gyeonggi-do, 16675 Korea TEL: (031) 337-9902,FAX: (031) 213-5433
UL Korea, Ltd. Confidential
This report shall not be reproduced except in full, without the written approval of UL Korea, Ltd.

HE40 SU mode (ANT_2)

LOW CHANNEL HORIZONTAL

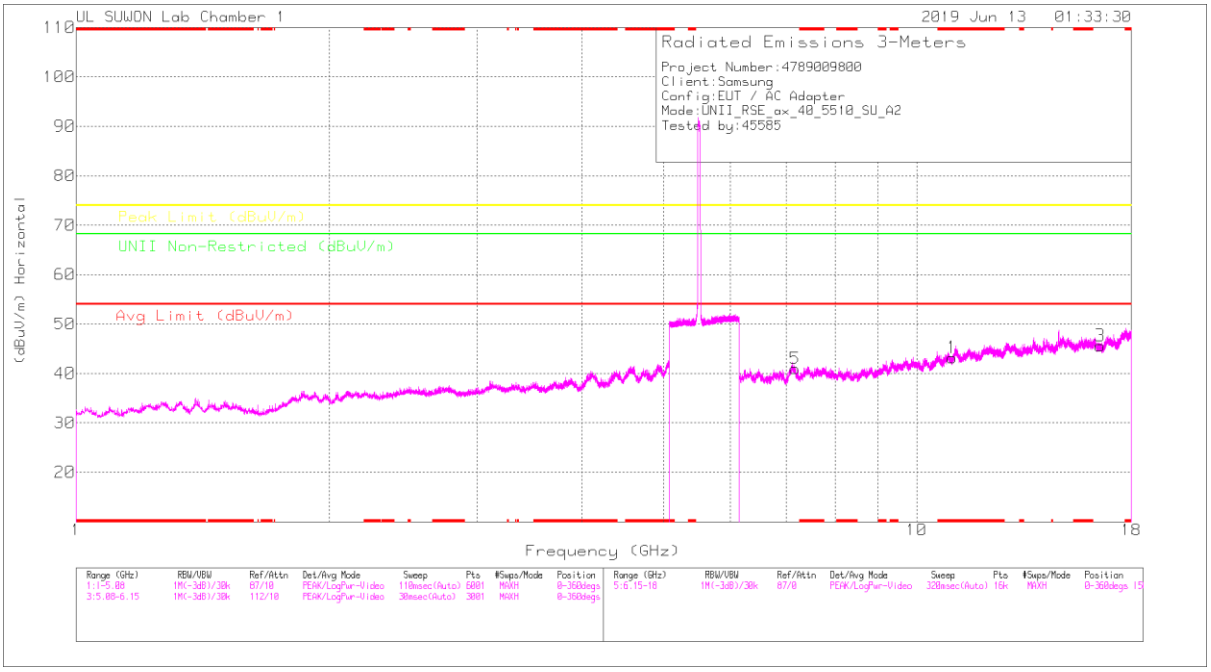

LOW CHANNEL VERTICAL

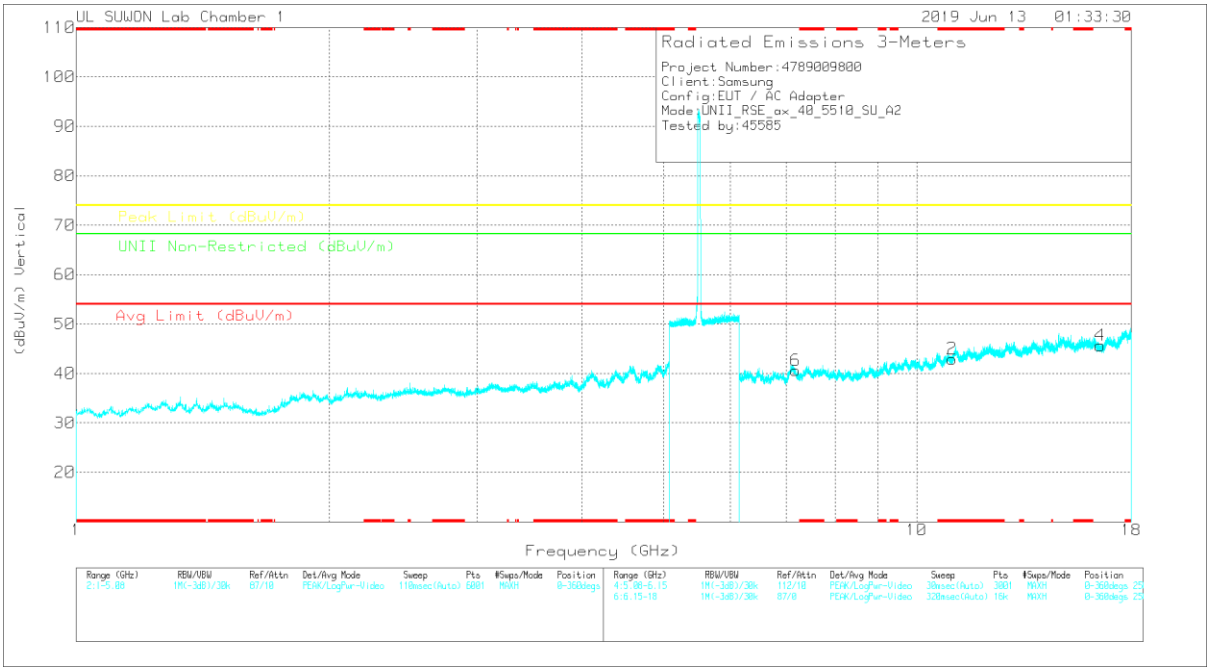

Note: Emission was scanned up to 40GHz; No emissions were detected above the noise floor which was at least 20dB below the specification limit.

UL Korea, Ltd. Confidential
This report shall not be reproduced except in full, without the written approval of UL Korea, Ltd.

LOW CHANNEL DATA

Trace Markers

Marker	Frequency (GHz)	Meter Reading (dBuV)	Det	3117_00168724	6GHz_HP[dB]	DC Corr (dB)	Corrected Reading (dBuV/m)	Avg Limit (dBuV/m)	Margin (dB)	Peak Limit (dBuV/m)	Margin (dB)	UNII Non-Restricted (dBuV/m)	Margin (dB)	Azimuth (Degs)	Height (cm)	Polarity
1	* 11.01931	25.71	PK	38.1	-20.6	0	43.21	-	-	74	-30.79	-	-	0-360	250	H
3	16.52847	25	PK	40.5	-19.9	0	45.6	-	-	-	-	68.2	-22.6	0-360	150	H
5	7.16385	29.87	PK	36	-24.9	0	40.97	-	-	-	-	68.2	-27.23	0-360	250	H
2	* 11.01857	25.45	PK	38.1	-20.6	0	42.95	-	-	74	-31.05	-	-	0-360	150	V
4	16.52922	24.96	PK	40.5	-19.8	0	45.66	-	-	-	-	68.2	-22.54	0-360	150	V
6	7.17792	29.59	PK	36.1	-25.1	0	40.59	-	-	-	-	68.2	-27.61	0-360	250	V

* - indicates frequency in CFR47 Pt 15 / IC RSS-Restricted Band
PK – Peak Detector

Note: Only peak measurement was performed. Because peak measurement result of unwanted emission is less than average limit (54dBuV/m).

UL Korea, Ltd. Suwon Laboratory FORM ID: FCC_15E
218 Maeyeong-ro, Yeongtong-gu, Suwon-si, Gyeonggi-do, 16675 Korea TEL: (031) 337-9902,FAX: (031) 213-5433
UL Korea, Ltd. Confidential
This report shall not be reproduced except in full, without the written approval of UL Korea, Ltd.

MID CHANNEL HORIZONTAL

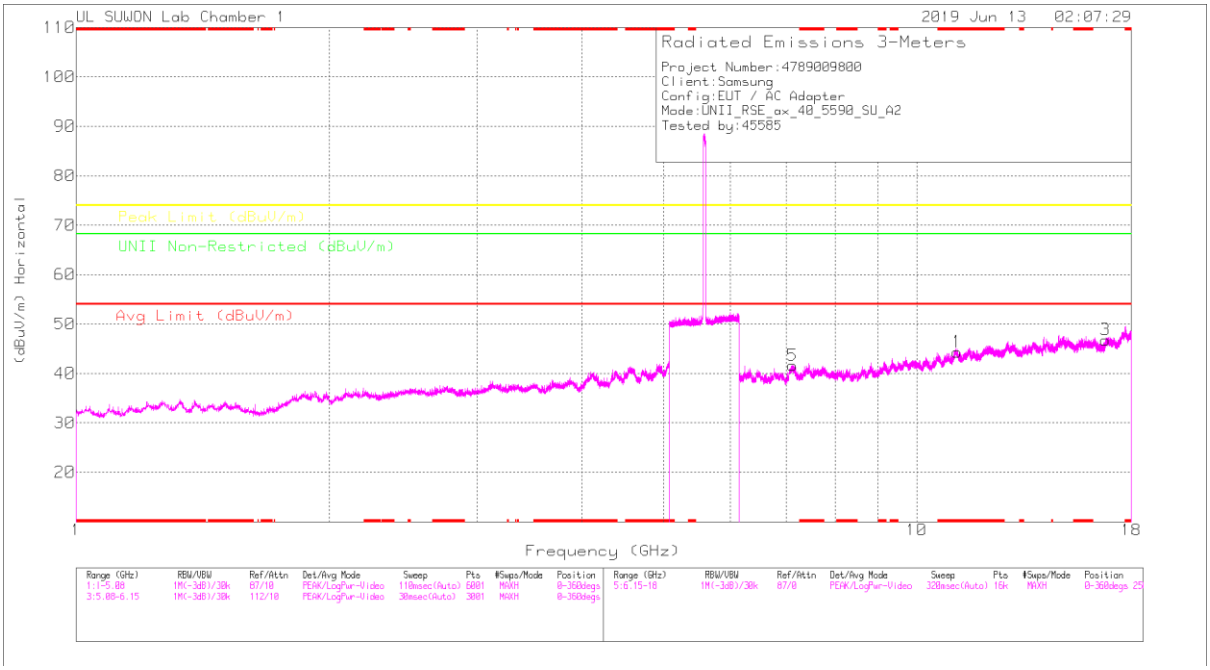

MID CHANNEL VERTICAL

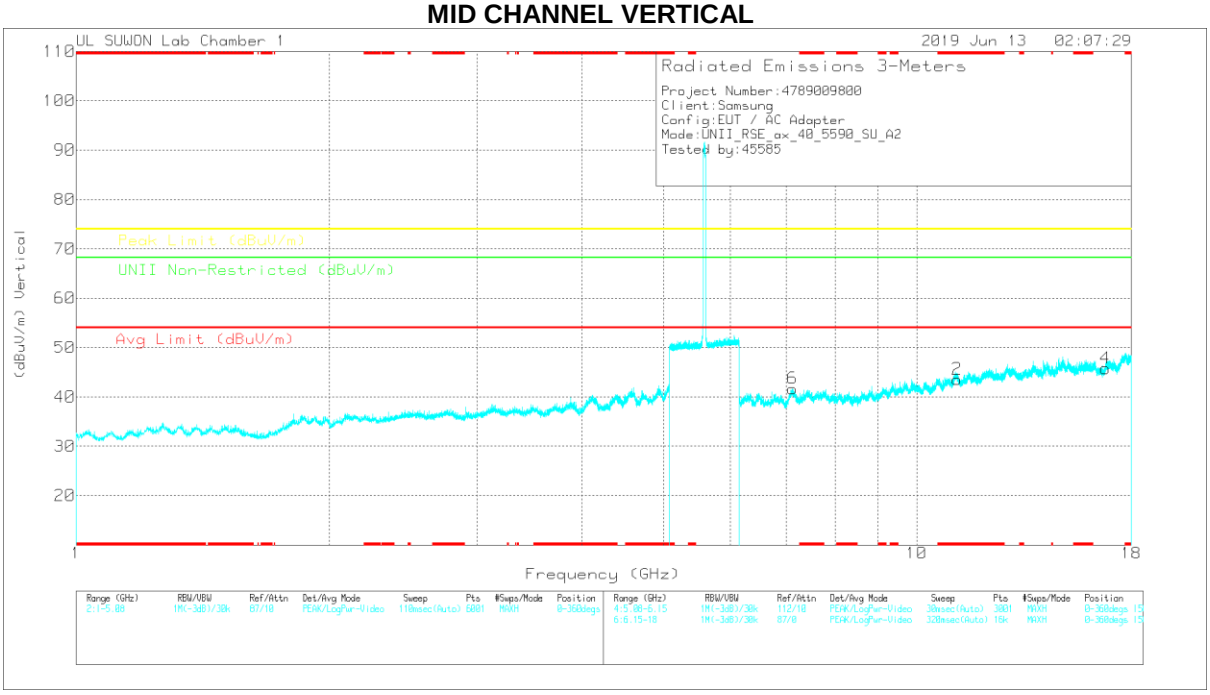

Note: Emission was scanned up to 40GHz; No emissions were detected above the noise floor which was at least 20dB below the specification limit.

UL Korea, Ltd. Confidential
This report shall not be reproduced except in full, without the written approval of UL Korea, Ltd.

MID CHANNEL DATA

Trace Markers

Marker	Frequency (GHz)	Meter Reading (dBuV)	Det	3117_00168724	6GHz_HP[dB]	DC Corr (dB)	Corrected Reading (dBuV/m)	Avg Limit (dBuV/m)	Margin (dB)	Peak Limit (dBuV/m)	Margin (dB)	UNII Non-Restricted (dBuV/m)	Margin (dB)	Azimuth (Degs)	Height (cm)	Polarity
1	* 11.17927	25.85	PK	38.2	-19.7	0	44.35	-	-	74	-29.65	-	-	0-360	150	H
3	16.76916	24.59	PK	41	-18.8	0	46.79	-	-	-	-	68.2	-21.41	0-360	250	H
5	7.11794	29.31	PK	36	-23.7	0	41.61	-	-	-	-	68.2	-26.59	0-360	150	H
2	* 11.17853	25.09	PK	38.2	-19.7	0	43.59	-	-	74	-30.41	-	-	0-360	150	V
4	16.77213	23.58	PK	41	-18.8	0	45.78	-	-	-	-	68.2	-22.42	0-360	250	V
6	7.11794	29.4	PK	36	-23.7	0	41.7	-	-	-	-	68.2	-26.5	0-360	250	V

* - indicates frequency in CFR47 Pt 15 / IC RSS-Restricted Band
PK – Peak Detector

Note: Only peak measurement was performed. Because peak measurement result of unwanted emission is less than average limit (54dBuV/m).

UL Korea, Ltd. Suwon Laboratory FORM ID: FCC_15E
218 Maeyeong-ro, Yeongtong-gu, Suwon-si, Gyeonggi-do, 16675 Korea TEL: (031) 337-9902,FAX: (031) 213-5433
UL Korea, Ltd. Confidential
This report shall not be reproduced except in full, without the written approval of UL Korea, Ltd.

HIGH CHANNEL HORIZONTAL

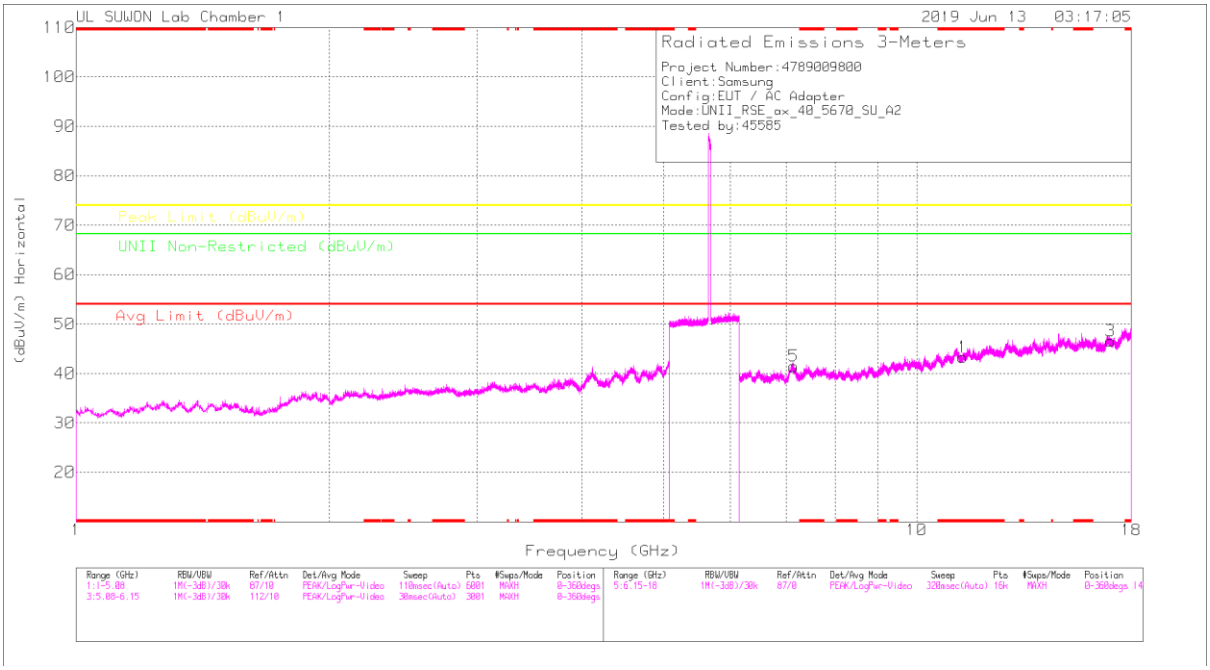

HIGH CHANNEL VERTICAL

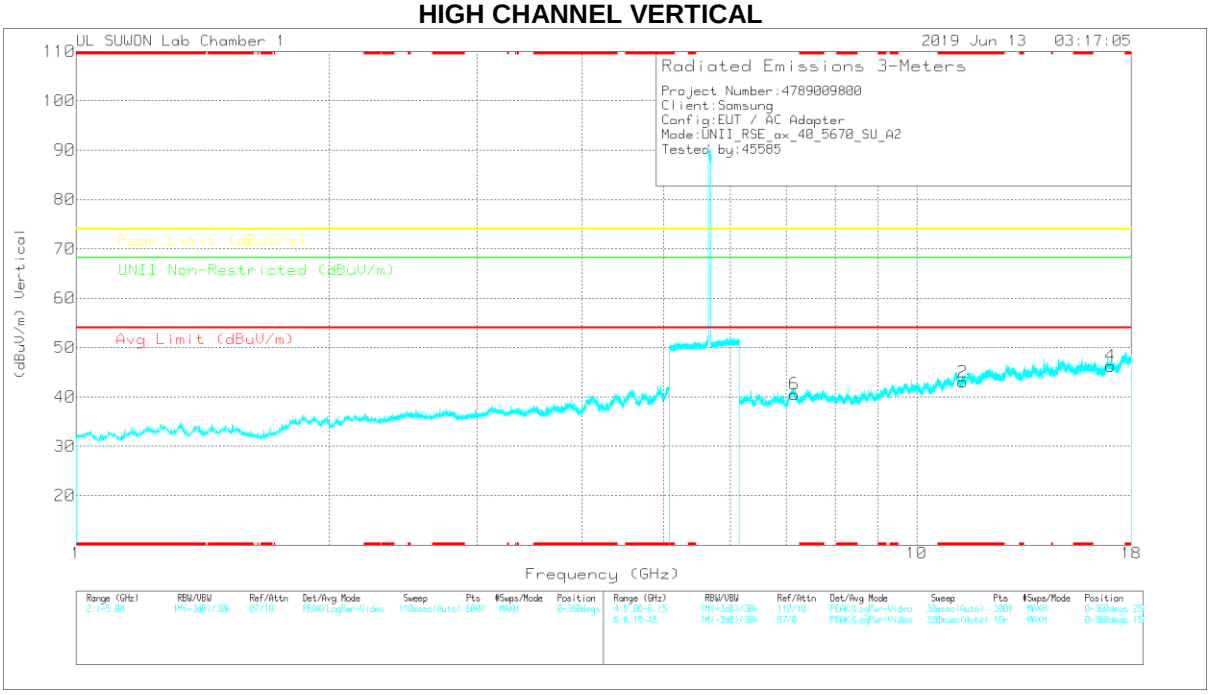

Note: Emission was scanned up to 40GHz; No emissions were detected above the noise floor which was at least 20dB below the specification limit.

UL Korea, Ltd. Confidential
This report shall not be reproduced except in full, without the written approval of UL Korea, Ltd.

HIGH CHANNEL DATA

Trace Markers

Marker	Frequency (GHz)	Meter Reading (dBuV)	Det	3117_00168724	6GHz_HP[dB]	DC Corr (dB)	Corrected Reading (dBuV/m)	Avg Limit (dBuV/m)	Margin (dB)	Peak Limit (dBuV/m)	Margin (dB)	UNII Non-Restricted (dBuV/m)	Margin (dB)	Azimuth (Degs)	Height (cm)	Polarity
1	* 11.34146	25.3	PK	38.3	-20.3	0	43.3	-	-	74	-30.7	-	-	0-360	250	H
3	17.01059	24	PK	41.3	-18.7	0	46.6	-	-	-	-	68.2	-21.6	0-360	149	H
5	7.13941	29.66	PK	36	-24.2	0	41.46	-	-	-	-	68.2	-26.74	0-360	250	H
2	* 11.34072	25.04	PK	38.3	-20.3	0	43.04	-	-	74	-30.96	-	-	0-360	250	V
4	17.01059	23.66	PK	41.3	-18.7	0	46.26	-	-	-	-	68.2	-21.94	0-360	150	V
6	7.15349	29.05	PK	36	-24.5	0	40.55	-	-	-	-	68.2	-27.65	0-360	150	V

* - indicates frequency in CFR47 Pt 15 / IC RSS-Restricted Band
PK – Peak Detector

Note: Only peak measurement was performed. Because peak measurement result of unwanted emission is less than average limit (54dBuV/m).

UL Korea, Ltd. Confidential
This report shall not be reproduced except in full, without the written approval of UL Korea, Ltd.

HE80 SU mode (ANT_1)

LOW CHANNEL HORIZONTAL

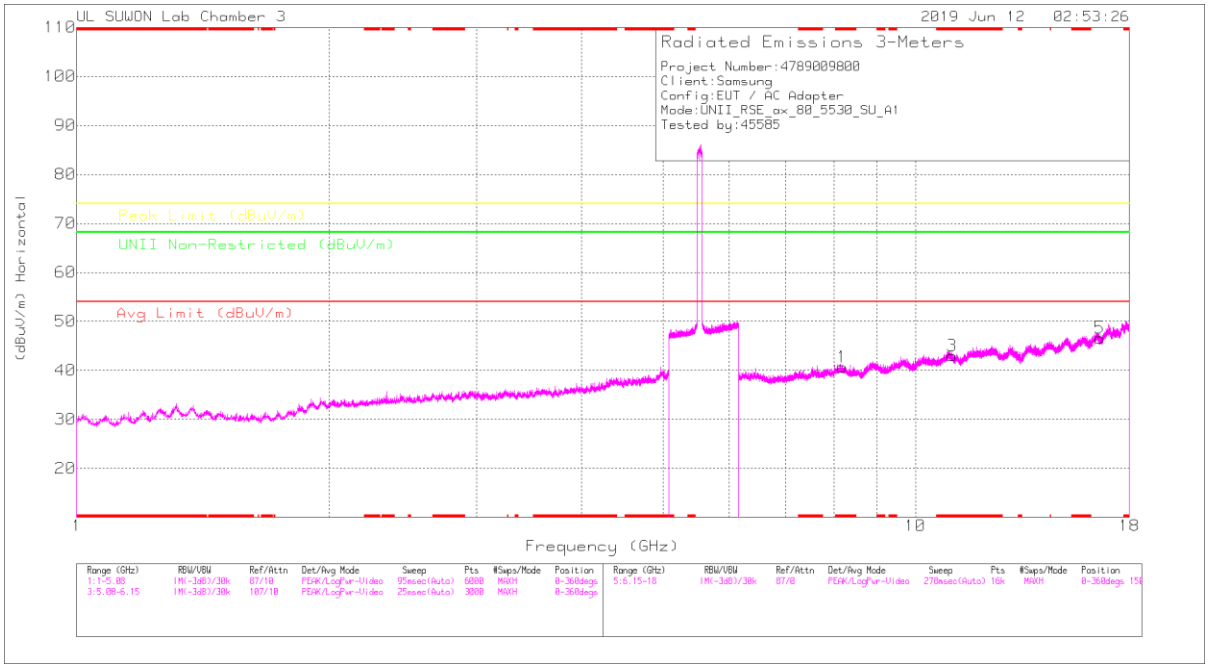

LOW CHANNEL VERTICAL

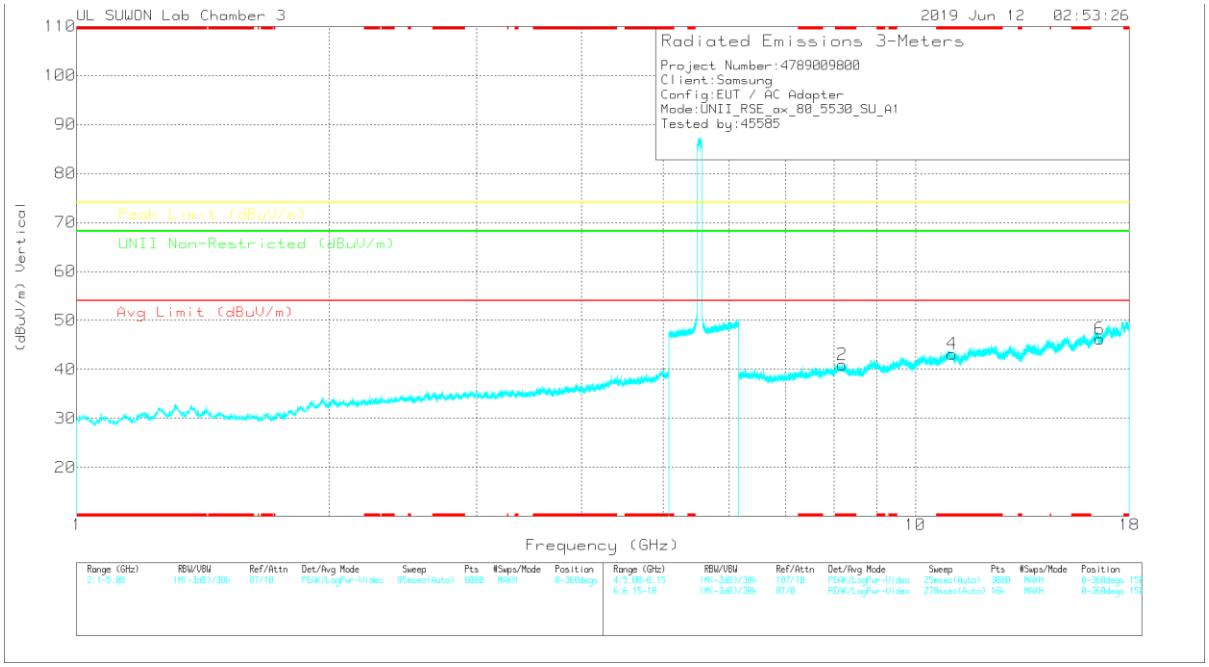

Note: Emission was scanned up to 40GHz; No emissions were detected above the noise floor which was at least 20dB below the specification limit.

UL Korea, Ltd. Confidential
This report shall not be reproduced except in full, without the written approval of UL Korea, Ltd.

LOW CHANNEL DATA

Trace Markers

Marker	Frequency (GHz)	Meter Reading (dBuV)	Det	3117_00205959	6GHz_HP[dB]	DC Corr (dB)	Corrected Reading (dBuV/m)	Avg Limit (dBuV/m)	Margin (dB)	Peak Limit (dBuV/m)	Margin (dB)	UNII Non-Restricted (dBuV/m)	Margin (dB)	Azimuth (Degs)	Height (cm)	Polarity
1	* 8.182	26.2	PK	36.3	-21.8	0	40.7	-	-	74	-33.3	-	-	0-360	250	H
3	* 11.056	24.29	PK	38.2	-19.5	0	42.99	-	-	74	-31.01	-	-	0-360	150	H
5	16.586	22.92	PK	40.9	-17.2	0	46.62	-	-	-	-	68.2	-21.58	0-360	250	H
2	* 8.178	26.48	PK	36.3	-21.8	0	40.98	-	-	74	-33.02	-	-	0-360	150	V
4	* 11.055	24.38	PK	38.2	-19.4	0	43.18	-	-	74	-30.82	-	-	0-360	250	V
6	16.591	22.44	PK	41	-17.2	0	46.24	-	-	-	-	68.2	-21.96	0-360	150	V

* - indicates frequency in CFR47 Pt 15 / IC RSS-Restricted Band
PK – Peak Detector

Note: Only peak measurement was performed. Because peak measurement result of unwanted emission is less than average limit (54dBuV/m).

UL Korea, Ltd. Confidential
This report shall not be reproduced except in full, without the written approval of UL Korea, Ltd.

HIGH CHANNEL HORIZONTAL

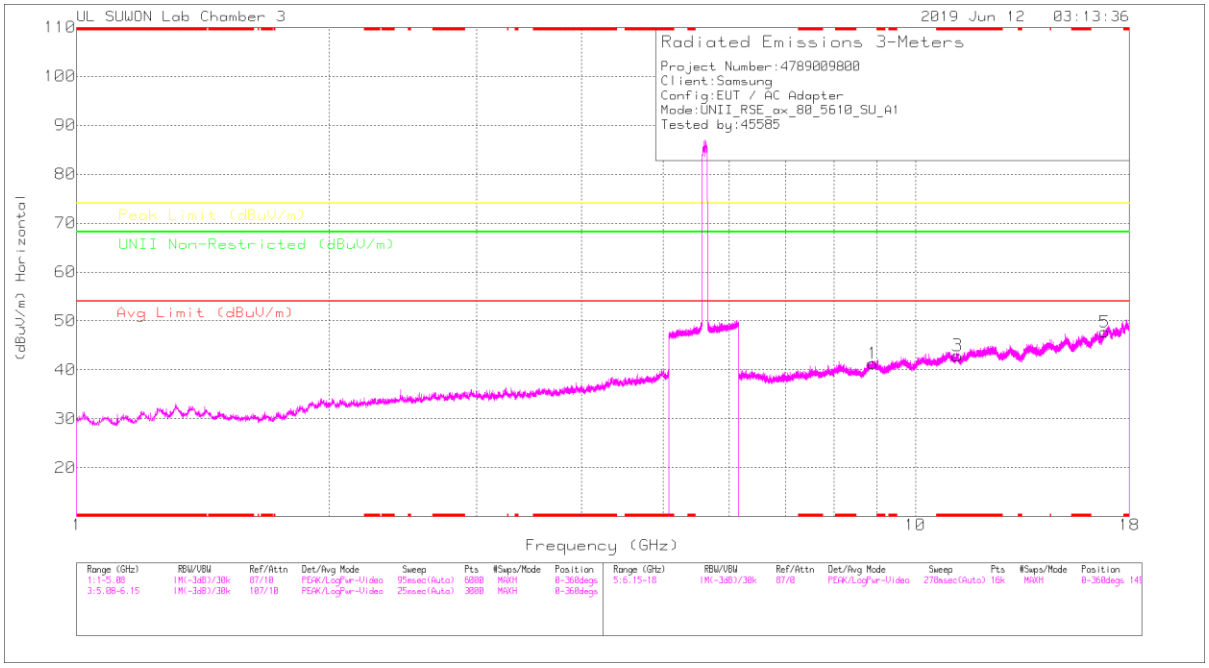

HIGH CHANNEL VERTICAL

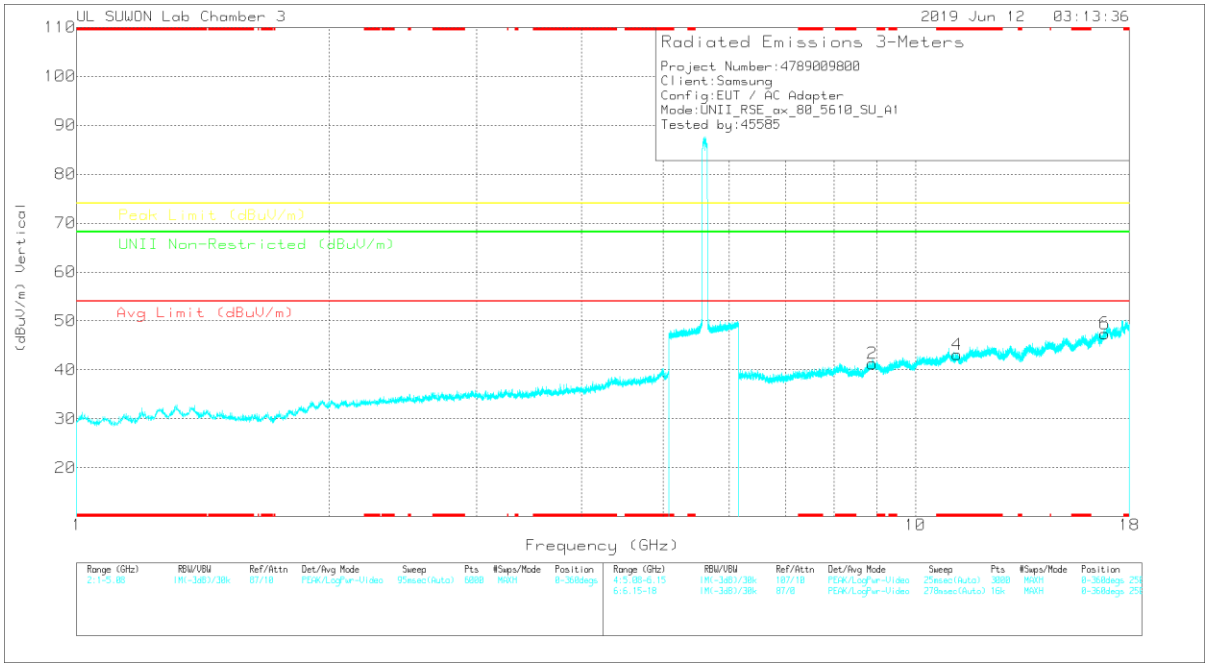

Note: Emission was scanned up to 40GHz; No emissions were detected above the noise floor which was at least 20dB below the specification limit.

UL Korea, Ltd. Confidential
This report shall not be reproduced except in full, without the written approval of UL Korea, Ltd.

HIGH CHANNEL DATA

Trace Markers

Marker	Frequency (GHz)	Meter Reading (dBuV)	Det	3117_00205959	6GHz_HP[dB]	DC Corr (dB)	Corrected Reading (dBuV/m)	Avg Limit (dBuV/m)	Margin (dB)	Peak Limit (dBuV/m)	Margin (dB)	UNII Non-Restricted (dBuV/m)	Margin (dB)	Azimuth (Degs)	Height (cm)	Polarity
1	8.897	25.79	PK	36.5	-21	0	41.29	-	-	-	-	68.2	-26.91	0-360	250	H
3	* 11.224	23.91	PK	38.4	-19.4	0	42.91	-	-	74	-31.09	-	-	0-360	149	H
5	16.827	22.64	PK	41.5	-16.4	0	47.74	-	-	-	-	68.2	-20.46	0-360	250	H
2	8.888	25.68	PK	36.5	-20.9	0	41.28	-	-	-	-	68.2	-26.92	0-360	149	V
4	* 11.222	24.09	PK	38.4	-19.4	0	43.09	-	-	74	-30.91	-	-	0-360	149	V
6	16.83	22.31	PK	41.5	-16.4	0	47.41	-	-	-	-	68.2	-20.79	0-360	250	V

* - indicates frequency in CFR47 Pt 15 / IC RSS-Restricted Band
PK – Peak Detector

Note: Only peak measurement was performed. Because peak measurement result of unwanted emission is less than average limit (54dBuV/m).

UL Korea, Ltd. Suwon Laboratory FORM ID: FCC_15E
218 Maeyeong-ro, Yeongtong-gu, Suwon-si, Gyeonggi-do, 16675 Korea TEL: (031) 337-9902,FAX: (031) 213-5433
UL Korea, Ltd. Confidential
This report shall not be reproduced except in full, without the written approval of UL Korea, Ltd.

HE80 SU mode (ANT_2)

LOW CHANNEL HORIZONTAL

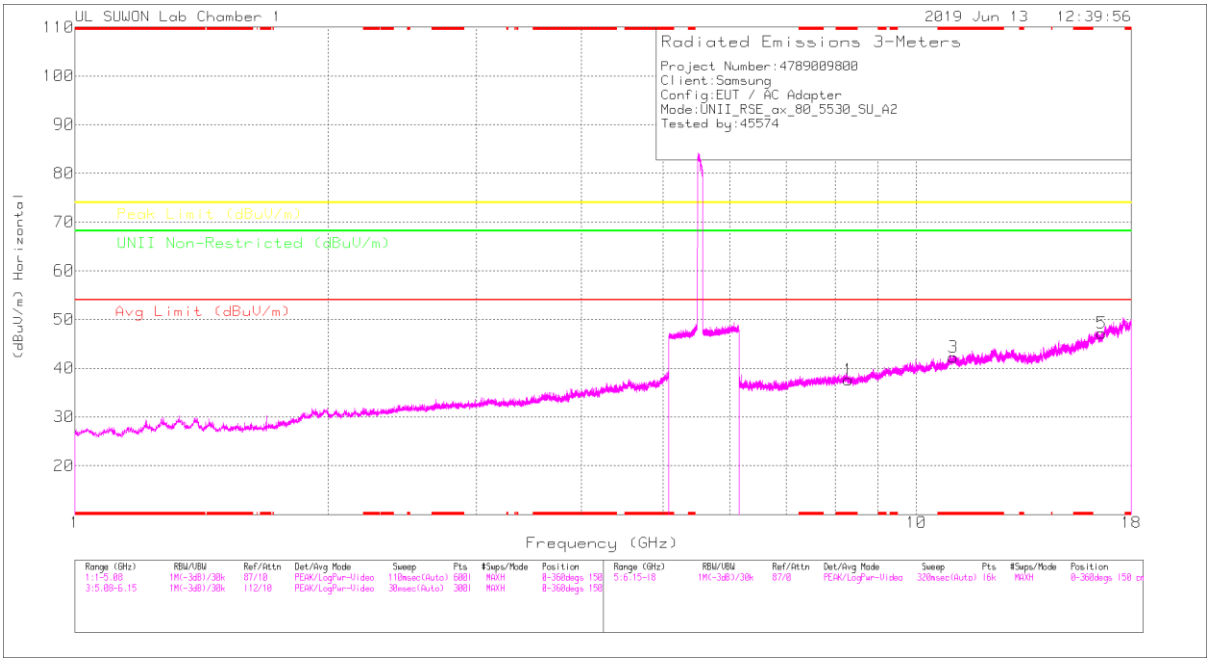

LOW CHANNEL VERTICAL

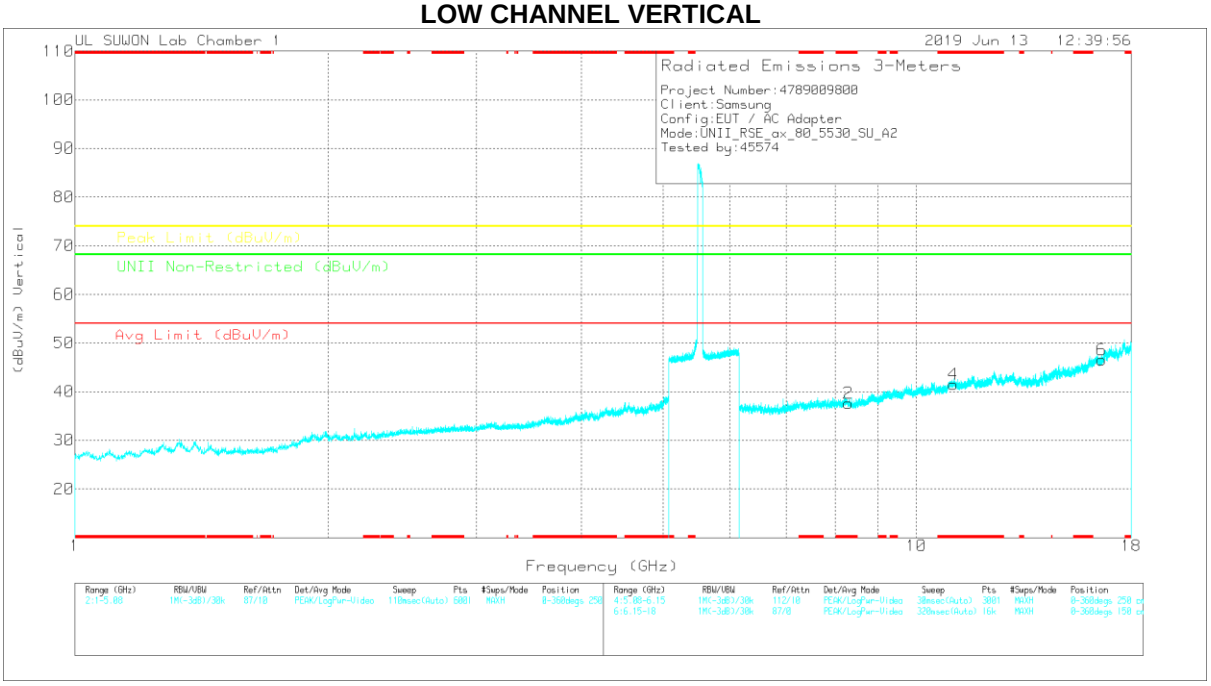

Note: Emission was scanned up to 40GHz; No emissions were detected above the noise floor which was at least 20dB below the specification limit.

UL Korea, Ltd. Confidential
This report shall not be reproduced except in full, without the written approval of UL Korea, Ltd.

LOW CHANNEL DATA

Trace Markers

Marker	Frequency (GHz)	Meter Reading (dBuV)	Det	3117_00168717	6GHz_HP[dB]	DC Corr (dB)	Corrected Reading (dBuV/m)	Avg Limit (dBuV/m)	Margin (dB)	Peak Limit (dBuV/m)	Margin (dB)	UNII Non-Restricted (dBuV/m)	Margin (dB)	Azimuth (Degs)	Height (cm)	Polarity
1	* 8.29694	26.46	PK	36.4	-25.3	0	37.56	-	-	74	-36.44	-	-	0-360	150	H
3	* 11.06152	26.17	PK	38.2	-22.1	0	42.27	-	-	74	-31.73	-	-	0-360	250	H
5	16.59142	24.94	PK	41	-18.8	0	47.14	-	-	-	-	68.2	-21.06	0-360	250	H
2	* 8.29546	26.64	PK	36.4	-25.4	0	37.64	-	-	74	-36.36	-	-	0-360	250	V
4	* 11.06226	25.42	PK	38.2	-22.1	0	41.52	-	-	74	-32.48	-	-	0-360	250	V
6	16.59179	24.3	PK	41	-18.8	0	46.5	-	-	-	-	68.2	-21.7	0-360	250	V

* - indicates frequency in CFR47 Pt 15 / IC RSS-Restricted Band
PK – Peak Detector

Note: Only peak measurement was performed. Because peak measurement result of unwanted emission is less than average limit (54dBuV/m).

UL Korea, Ltd. Confidential
This report shall not be reproduced except in full, without the written approval of UL Korea, Ltd.

HIGH CHANNEL HORIZONTAL

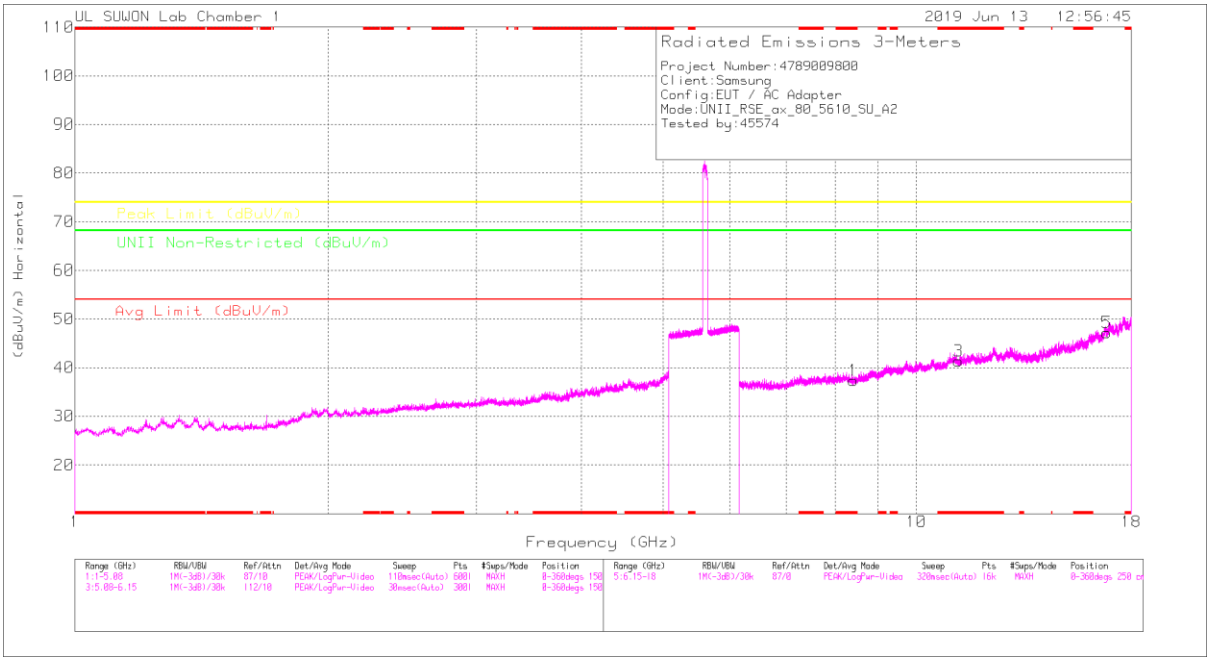

HIGH CHANNEL VERTICAL

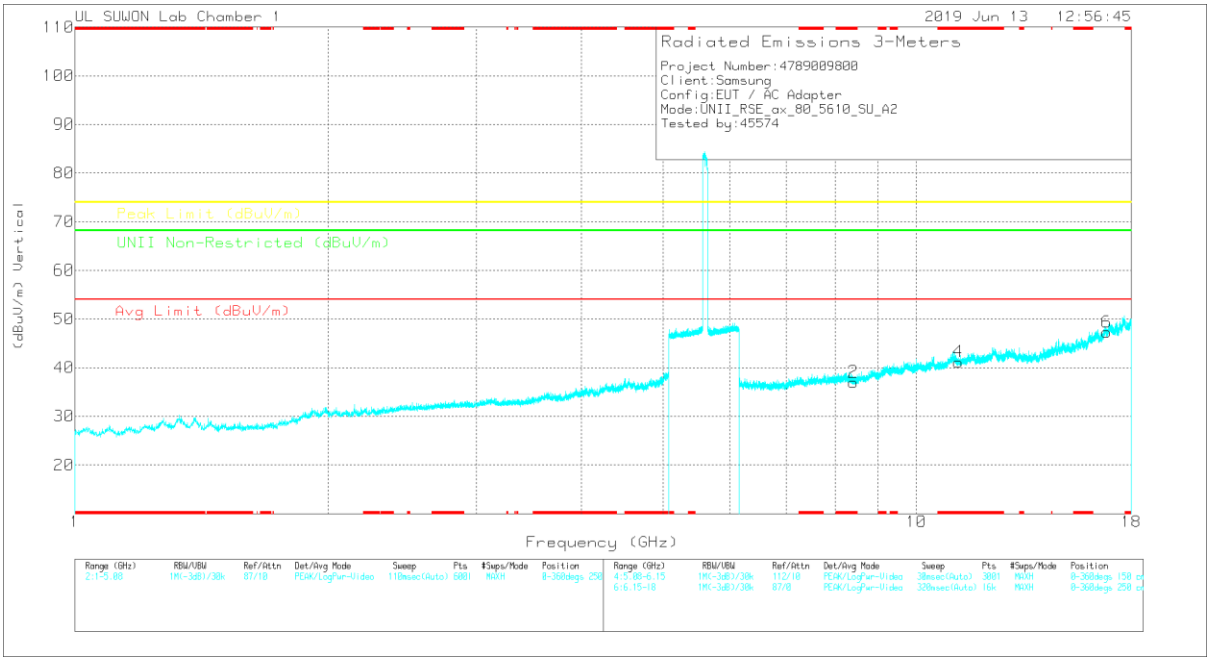

Note: Emission was scanned up to 40GHz; No emissions were detected above the noise floor which was at least 20dB below the specification limit.

UL Korea, Ltd. Confidential
This report shall not be reproduced except in full, without the written approval of UL Korea, Ltd.

HIGH CHANNEL DATA

Trace Markers

Marker	Frequency (GHz)	Meter Reading (dBuV)	Det	3117_00168717	6GHz_HP[dB]	DC Corr (dB)	Corrected Reading (dBuV/m)	Avg Limit (dBuV/m)	Margin (dB)	Peak Limit (dBuV/m)	Margin (dB)	UNII Non-Restricted (dBuV/m)	Margin (dB)	Azimuth (Degs)	Height (cm)	Polarity
1	* 8.41691	26.88	PK	36.3	-25.8	0	37.38	-	-	74	-36.62	-	-	0-360	250	H
3	* 11.21926	25.51	PK	38.4	-22.5	0	41.41	-	-	74	-32.59	-	-	0-360	250	H
5	16.82915	24.1	PK	41.5	-18.4	0	47.2	-	-	-	-	68.2	-21	0-360	250	H
2	* 8.41543	26.53	PK	36.3	-25.8	0	37.03	-	-	74	-36.97	-	-	0-360	250	V
4	* 11.22074	25.27	PK	38.4	-22.5	0	41.17	-	-	74	-32.83	-	-	0-360	150	V
6	16.82989	24.19	PK	41.5	-18.4	0	47.29	-	-	-	-	68.2	-20.91	0-360	150	V

* - indicates frequency in CFR47 Pt 15 / IC RSS-Restricted Band
PK – Peak Detector

Note: Only peak measurement was performed. Because peak measurement result of unwanted emission is less than average limit (54dBuV/m).

UL Korea, Ltd. Suwon Laboratory FORM ID: FCC_15E
218 Maeyeong-ro, Yeongtong-gu, Suwon-si, Gyeonggi-do, 16675 Korea TEL: (031) 337-9902,FAX: (031) 213-5433
UL Korea, Ltd. Confidential
This report shall not be reproduced except in full, without the written approval of UL Korea, Ltd.

HE20 RU mode (ANT_1 / 26T / Low: 4, Mid: 4, High: 4)

LOW CHANNEL HORIZONTAL

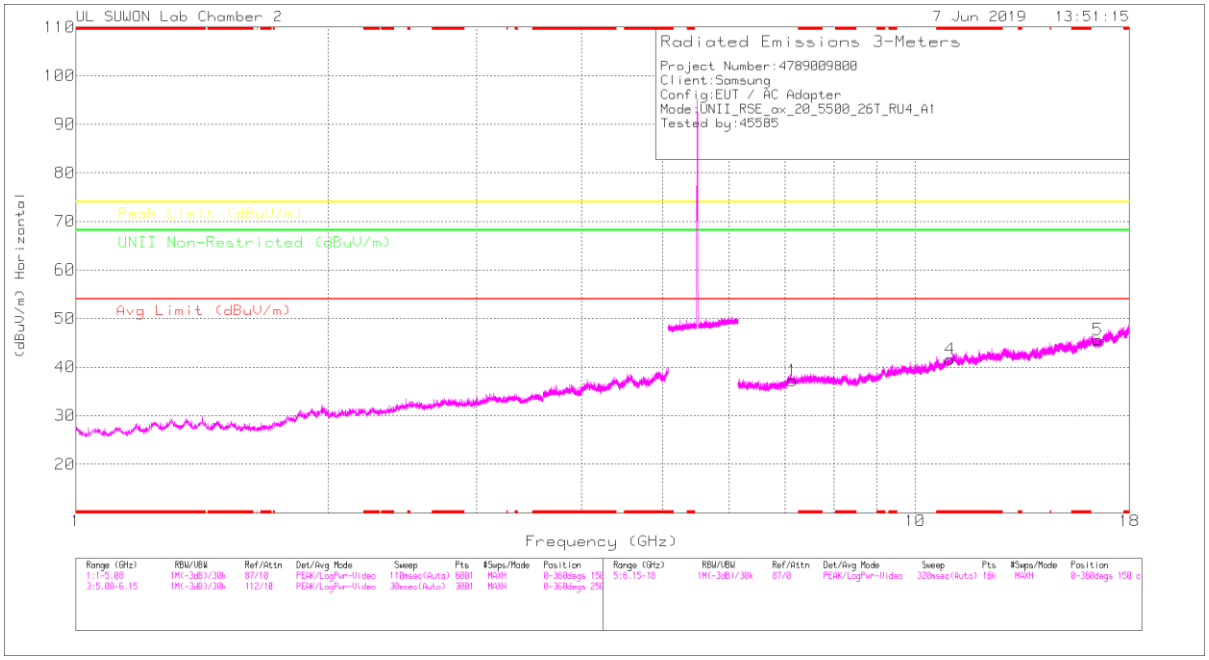

LOW CHANNEL VERTICAL

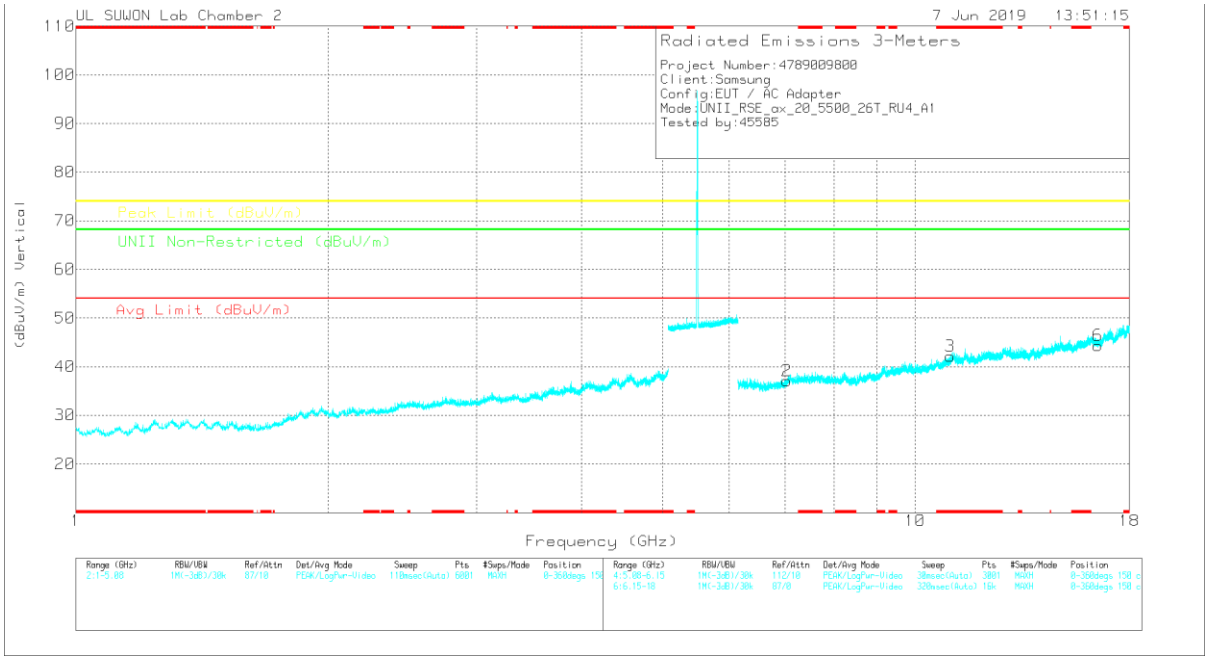

Note: Emission was scanned up to 40GHz; No emissions were detected above the noise floor which was at least 20dB below the specification limit.

UL Korea, Ltd. Confidential
This report shall not be reproduced except in full, without the written approval of UL Korea, Ltd.

LOW CHANNEL DATA

Trace Markers

Marker	Frequency (GHz)	Meter Reading (dBuV)	Det	3117_00168724	6GHz_HP[dB]	DC Corr (dB)	Corrected Reading (dBuV/m)	Avg Limit (dBuV/m)	Margin (dB)	Peak Limit (dBuV/m)	Margin (dB)	UNII Non-Restricted (dBuV/m)	Margin (dB)	Azimuth (Degs)	Height (cm)	Polarity
1	7.145	25.58	PK	36	-24.3	0	37.28	-	-	-	-	68.2	-30.92	0-360	250	H
4	* 11.004	23.97	PK	38.1	-20.5	0	41.57	-	-	74	-32.43	-	-	0-360	150	H
5	16.5	24.93	PK	40.5	-19.8	0	45.63	-	-	-	-	68.2	-22.57	0-360	250	H
2	7.03	26.34	PK	35.9	-25.1	0	37.14	-	-	-	-	68.2	-31.06	0-360	250	V
3	* 10.999	24.6	PK	38.1	-20.6	0	42.1	-	-	74	-31.9	-	-	0-360	250	V
6	16.5	23.61	PK	40.5	-19.8	0	44.31	-	-	-	-	68.2	-23.89	0-360	150	V

* - indicates frequency in CFR47 Pt 15 / IC RSS-Restricted Band
PK – Peak Detector

Note: Only peak measurement was performed. Because peak measurement result of unwanted emission is less than average limit (54dBuV/m).

UL Korea, Ltd. Suwon Laboratory FORM ID: FCC_15E
218 Maeyeong-ro, Yeongtong-gu, Suwon-si, Gyeonggi-do, 16675 Korea TEL: (031) 337-9902,FAX: (031) 213-5433
UL Korea, Ltd. Confidential
This report shall not be reproduced except in full, without the written approval of UL Korea, Ltd.

MID CHANNEL HORIZONTAL

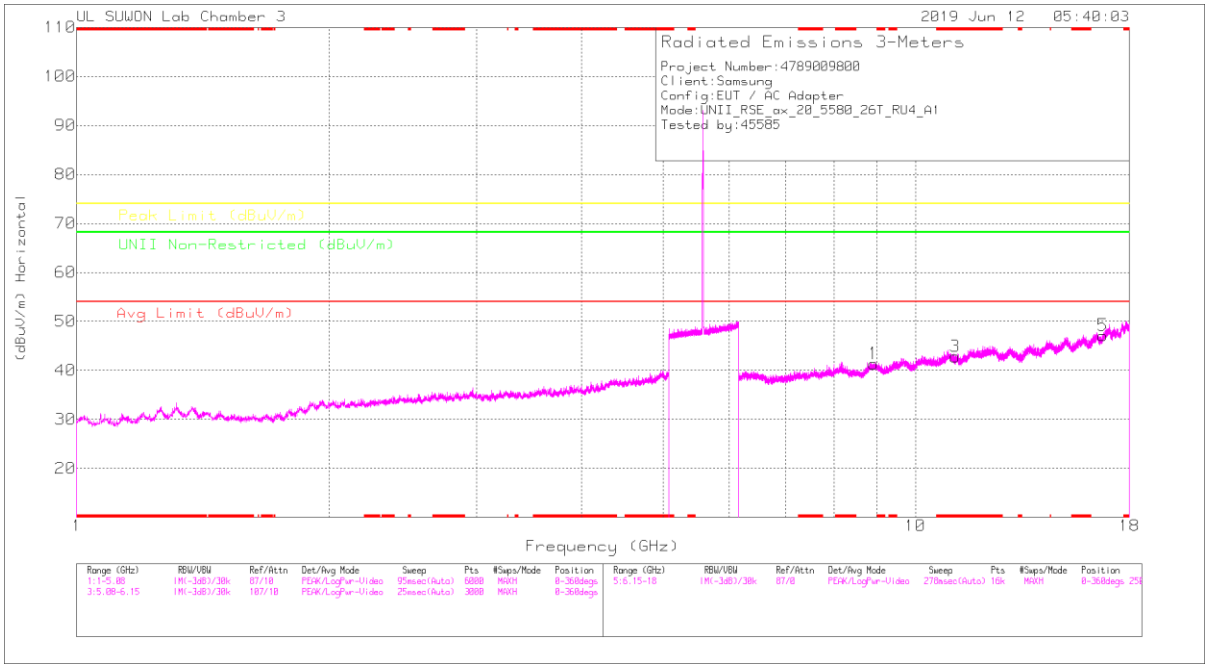

MID CHANNEL VERTICAL

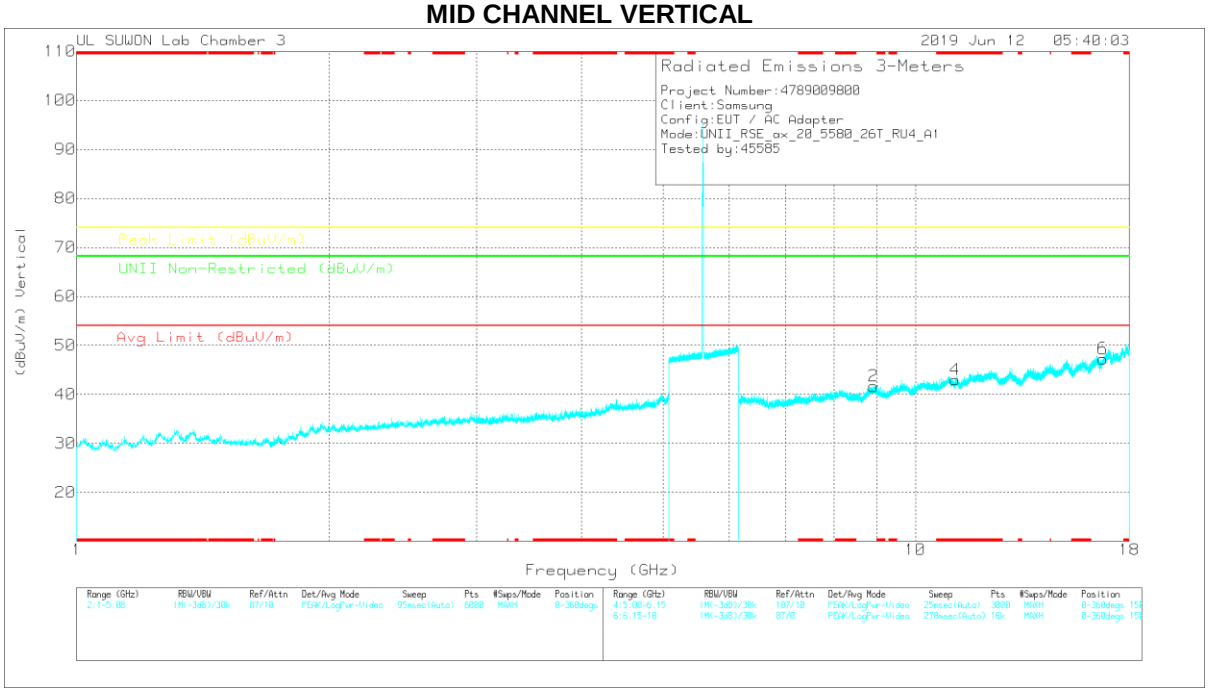

Note: Emission was scanned up to 40GHz; No emissions were detected above the noise floor which was at least 20dB below the specification limit.

UL Korea, Ltd. Confidential
This report shall not be reproduced except in full, without the written approval of UL Korea, Ltd.

MID CHANNEL DATA

Trace Markers

Marker	Frequency (GHz)	Meter Reading (dBuV)	Det	3117_00205959	6GHz_HP[dB]	DC Corr (dB)	Corrected Reading (dBuV/m)	Avg Limit (dBuV/m)	Margin (dB)	Peak Limit (dBuV/m)	Margin (dB)	UNII Non-Restricted (dBuV/m)	Margin (dB)	Azimuth (Degs)	Height (cm)	Polarity
1	8.911	25.77	PK	36.6	-21	0	41.37	-	-	-	-	68.2	-26.83	0-360	150	H
3	* 11.164	24.12	PK	38.3	-19.6	0	42.82	-	-	74	-31.18	-	-	0-360	150	H
5	16.739	22.73	PK	41.3	-16.9	0	47.13	-	-	-	-	68.2	-21.07	0-360	250	H
2	8.917	26.06	PK	36.6	-21	0	41.66	-	-	-	-	68.2	-26.54	0-360	150	V
4	* 11.159	24.27	PK	38.3	-19.6	0	42.97	-	-	74	-31.03	-	-	0-360	150	V
6	16.742	22.87	PK	41.3	-16.9	0	47.27	-	-	-	-	68.2	-20.93	0-360	150	V

* - indicates frequency in CFR47 Pt 15 / IC RSS-Restricted Band
PK – Peak detector

Note: Only peak measurement was performed. Because peak measurement result of unwanted emission is less than average limit (54dBuV/m).

UL Korea, Ltd. Suwon Laboratory FORM ID: FCC_15E
218 Maeyeong-ro, Yeongtong-gu, Suwon-si, Gyeonggi-do, 16675 Korea TEL: (031) 337-9902,FAX: (031) 213-5433
UL Korea, Ltd. Confidential
This report shall not be reproduced except in full, without the written approval of UL Korea, Ltd.

HIGH CHANNEL HORIZONTAL

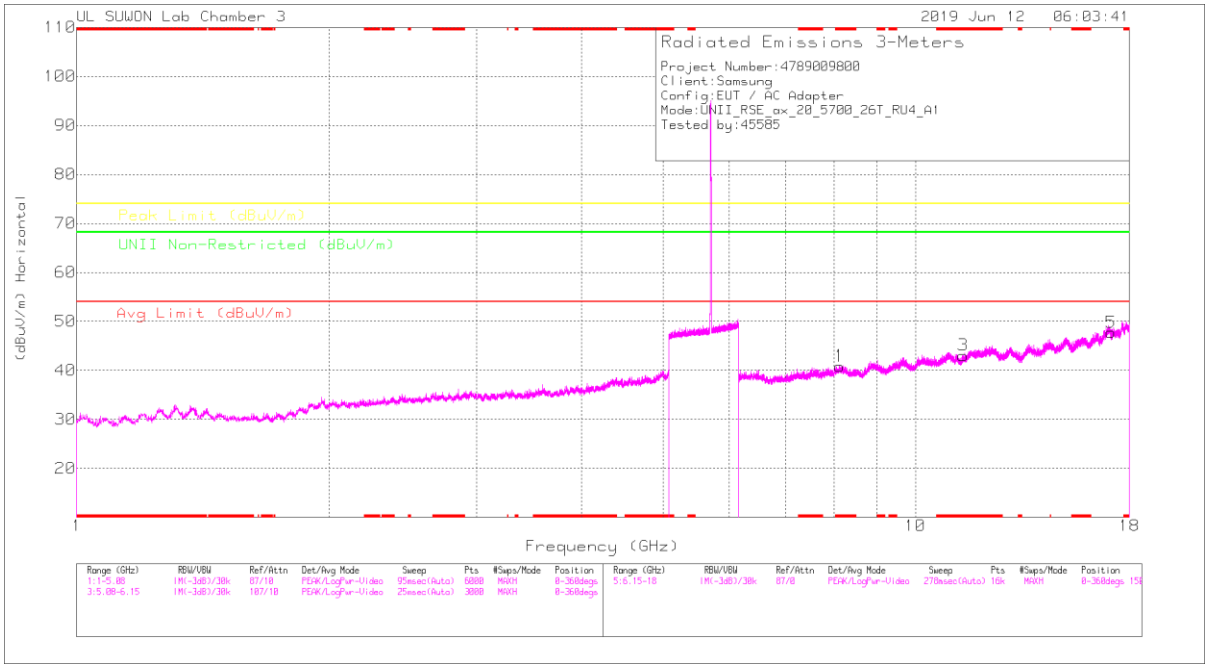

HIGH CHANNEL VERTICAL

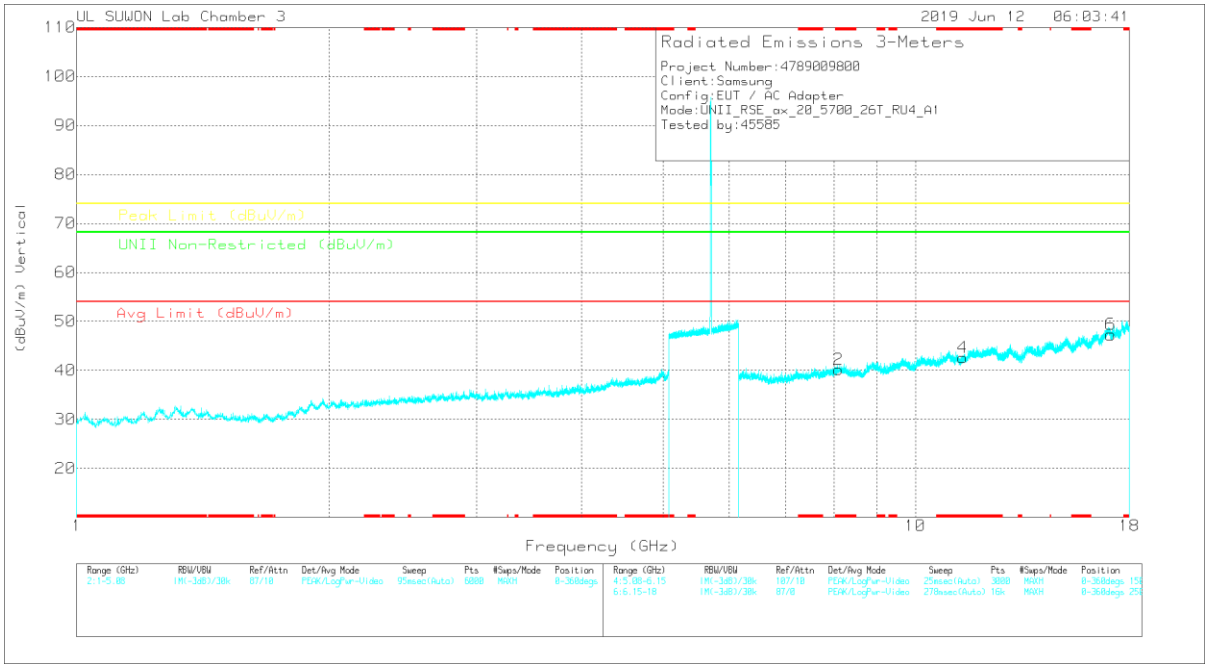

Note: Emission was scanned up to 40GHz; No emissions were detected above the noise floor which was at least 20dB below the specification limit.

UL Korea, Ltd. Confidential
This report shall not be reproduced except in full, without the written approval of UL Korea, Ltd.

HIGH CHANNEL DATA

Trace Markers

Marker	Frequency (GHz)	Meter Reading (dBuV)	Det	3117_00205959	6GHz_HP[dB]	DC Corr (dB)	Corrected Reading (dBuV/m)	Avg Limit (dBuV/m)	Margin (dB)	Peak Limit (dBuV/m)	Margin (dB)	UNII Non-Restricted (dBuV/m)	Margin (dB)	Azimuth (Degs)	Height (cm)	Polarity
1	* 8.126	26.37	PK	36.3	-21.8	0	40.87	-	-	74	-33.13	-	-	0-360	250	H
3	* 11.4	24.26	PK	38.4	-19.6	0	43.06	-	-	74	-30.94	-	-	0-360	250	H
5	17.1	22.33	PK	41.6	-16.2	0	47.73	-	-	-	-	68.2	-20.47	0-360	250	H
2	* 8.092	26.36	PK	36.2	-22.4	0	40.16	-	-	74	-33.84	-	-	0-360	250	V
4	* 11.393	23.78	PK	38.4	-19.6	0	42.58	-	-	74	-31.42	-	-	0-360	150	V
6	17.096	21.81	PK	41.6	-16.1	0	47.31	-	-	-	-	68.2	-20.89	0-360	250	V

* - indicates frequency in CFR47 Pt 15 / IC RSS-Restricted Band
PK – Peak detector

Note: Only peak measurement was performed. Because peak measurement result of unwanted emission is less than average limit (54dBuV/m).

UL Korea, Ltd. Suwon Laboratory FORM ID: FCC_15E
218 Maeyeong-ro, Yeongtong-gu, Suwon-si, Gyeonggi-do, 16675 Korea TEL: (031) 337-9902,FAX: (031) 213-5433
UL Korea, Ltd. Confidential
This report shall not be reproduced except in full, without the written approval of UL Korea, Ltd.

HE20 RU mode (ANT_2 / 26T / Low: 4, Mid: 4, High: 4)

LOW CHANNEL HORIZONTAL

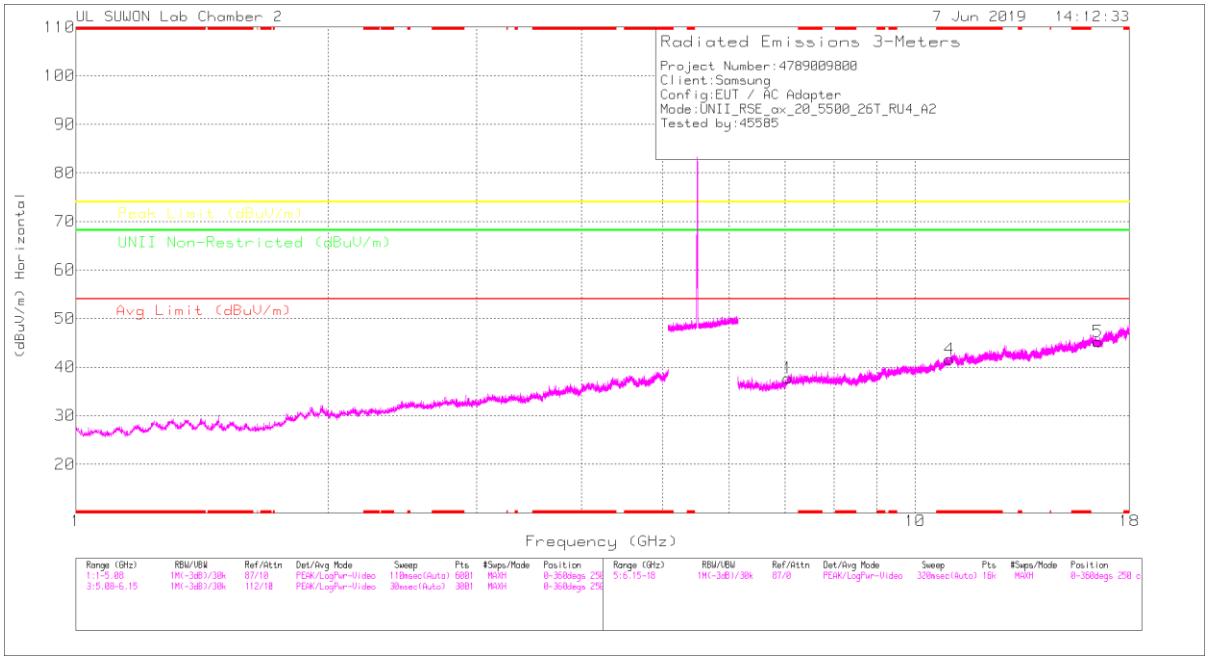

LOW CHANNEL VERTICAL

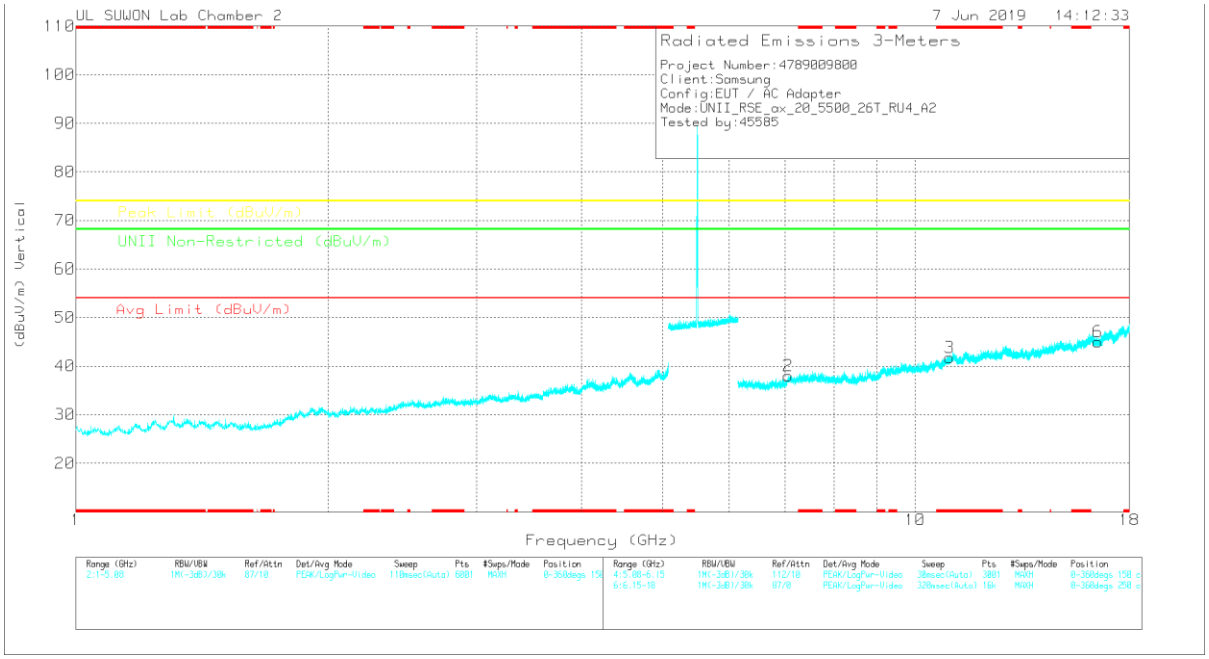

Note: Emission was scanned up to 40GHz; No emissions were detected above the noise floor which was at least 20dB below the specification limit.

UL Korea, Ltd. Confidential
This report shall not be reproduced except in full, without the written approval of UL Korea, Ltd.

LOW CHANNEL DATA

Trace Markers

Marker	Frequency (GHz)	Meter Reading (dBuV)	Det	3117_00168724	6GHz_HP[dB]	DC Corr (dB)	Corrected Reading (dBuV/m)	Avg Limit (dBuV/m)	Margin (dB)	Peak Limit (dBuV/m)	Margin (dB)	UNII Non-Restricted (dBuV/m)	Margin (dB)	Azimuth (Degs)	Height (cm)	Polarity
1	7.054	26.37	PK	35.9	-24.5	0	37.77	-	-	-	-	68.2	-30.43	0-360	150	H
4	* 10.993	23.98	PK	38.1	-20.5	0	41.58	-	-	74	-32.42	-	-	0-360	150	H
5	16.501	24.49	PK	40.5	-19.8	0	45.19	-	-	-	-	68.2	-23.01	0-360	150	H
2	7.054	26.65	PK	35.9	-24.5	0	38.05	-	-	-	-	68.2	-30.15	0-360	250	V
3	* 10.996	24.16	PK	38.1	-20.5	0	41.76	-	-	74	-32.24	-	-	0-360	250	V
6	16.5	24.25	PK	40.5	-19.8	0	44.95	-	-	-	-	68.2	-23.25	0-360	150	V

* - indicates frequency in CFR47 Pt 15 / IC RSS-Restricted Band
PK – Peak detector

Note: Only peak measurement was performed. Because peak measurement result of unwanted emission is less than average limit (54dBuV/m).

UL Korea, Ltd. Confidential
This report shall not be reproduced except in full, without the written approval of UL Korea, Ltd.

MID CHANNEL HORIZONTAL

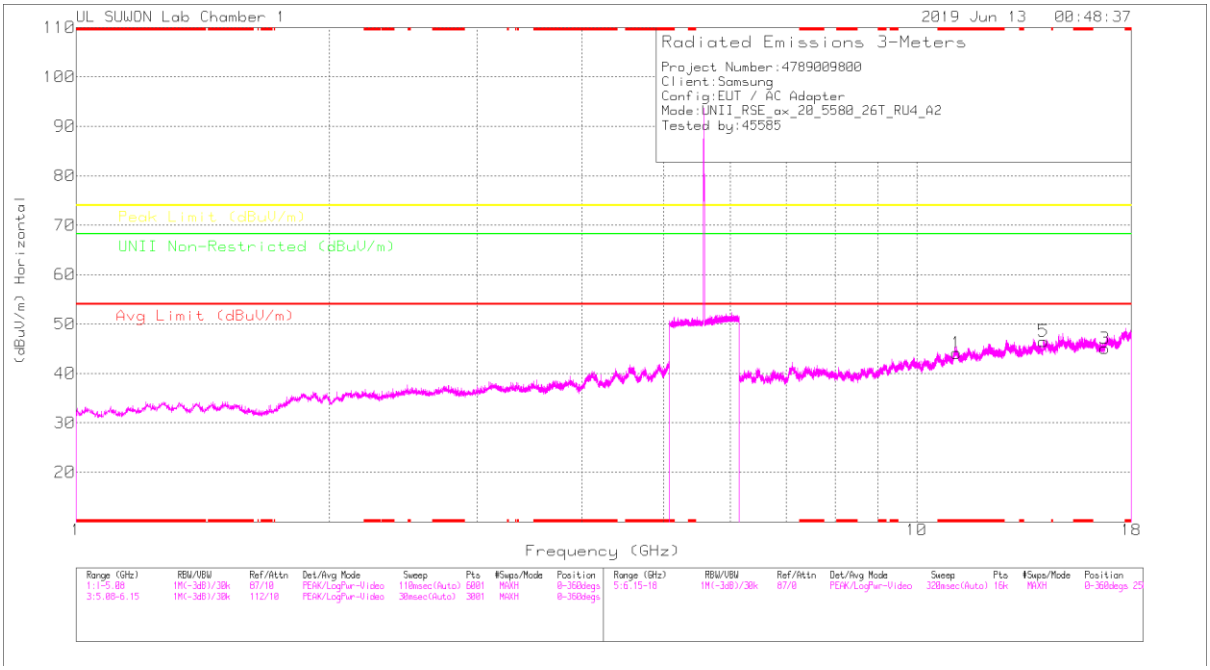

MID CHANNEL VERTICAL

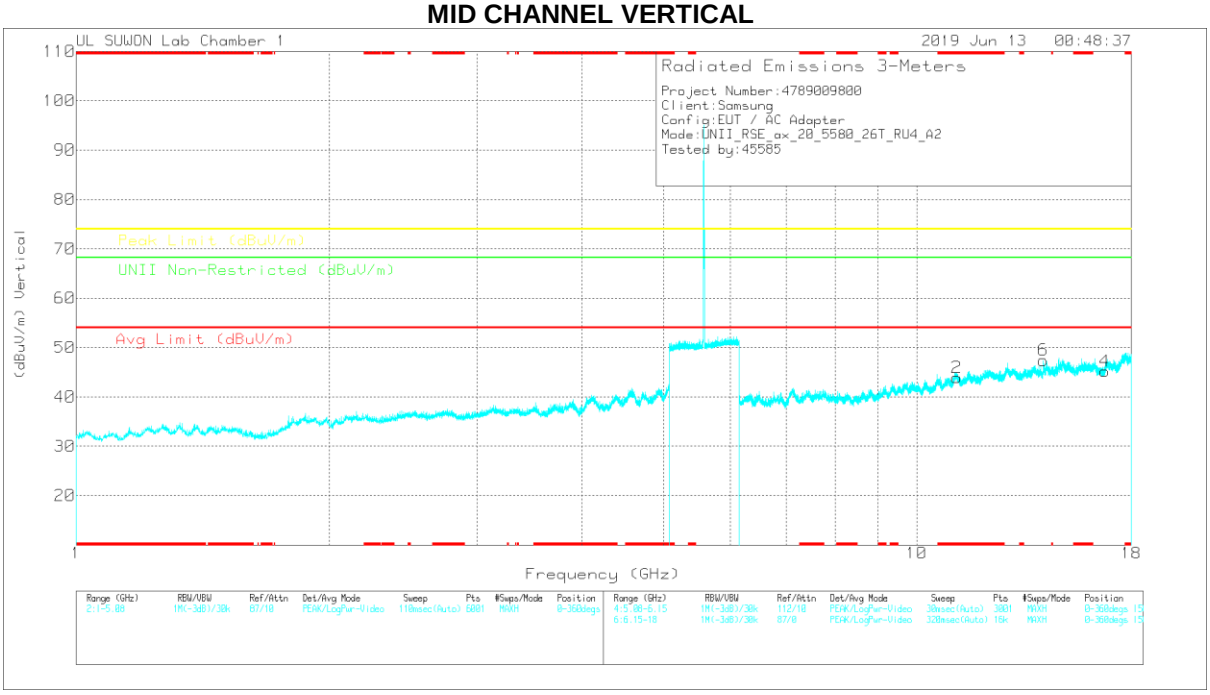

Note: Emission was scanned up to 40GHz; No emissions were detected above the noise floor which was at least 20dB below the specification limit.

UL Korea, Ltd. Confidential
This report shall not be reproduced except in full, without the written approval of UL Korea, Ltd.

MID CHANNEL DATA

Trace Markers

Marker	Frequency (GHz)	Meter Reading (dBuV)	Det	3117_00168724	6GHz_HP[dB]	DC Corr (dB)	Corrected Reading (dBuV/m)	Avg Limit (dBuV/m)	Margin (dB)	Peak Limit (dBuV/m)	Margin (dB)	UNII Non-Restricted (dBuV/m)	Margin (dB)	Azimuth (Degs)	Height (cm)	Polarity
1	* 11.15854	25.53	PK	38.2	-19.6	0	44.13	-	-	74	-29.87	-	-	0-360	250	H
3	16.7388	23.35	PK	40.9	-19.2	0	45.05	-	-	-	-	68.2	-23.15	0-360	150	H
5	14.1527	27.22	PK	39.3	-20	0	46.52	-	-	-	-	68.2	-21.68	0-360	250	H
2	* 11.16076	25.32	PK	38.2	-19.6	0	43.92	-	-	74	-30.08	-	-	0-360	250	V
4	16.74102	23.48	PK	40.9	-19.2	0	45.18	-	-	-	-	68.2	-23.02	0-360	250	V
6	14.14973	28.23	PK	39.3	-20.1	0	47.43	-	-	-	-	68.2	-20.77	0-360	150	V

* - indicates frequency in CFR47 Pt 15 / IC RSS-Restricted Band
PK – Peak detector

Note: Only peak measurement was performed. Because peak measurement result of unwanted emission is less than average limit (54dBuV/m).

UL Korea, Ltd. Suwon Laboratory FORM ID: FCC_15E
218 Maeyeong-ro, Yeongtong-gu, Suwon-si, Gyeonggi-do, 16675 Korea TEL: (031) 337-9902,FAX: (031) 213-5433
UL Korea, Ltd. Confidential
This report shall not be reproduced except in full, without the written approval of UL Korea, Ltd.

HIGH CHANNEL HORIZONTAL

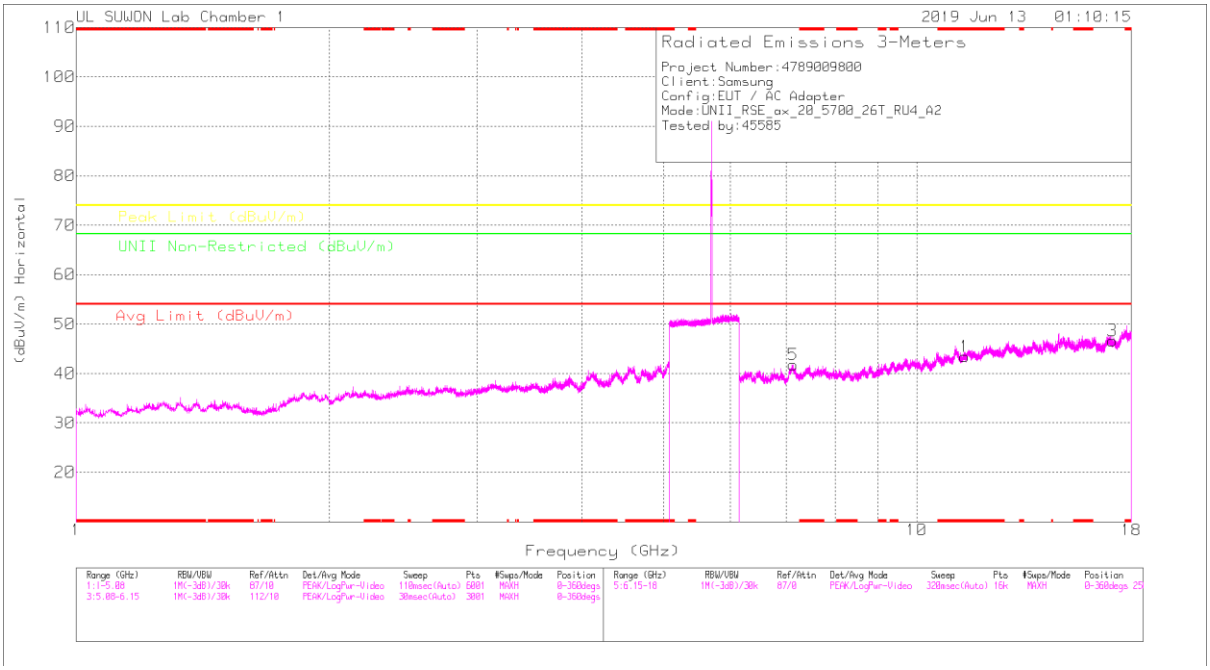

HIGH CHANNEL VERTICAL

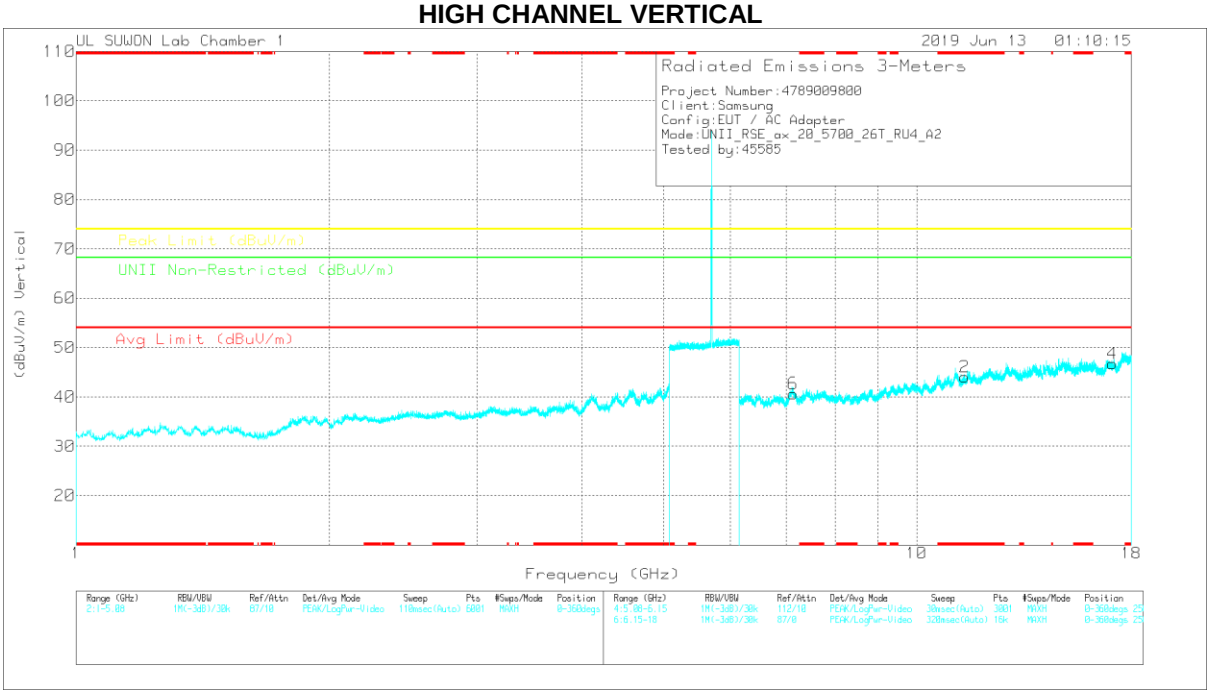

Note: Emission was scanned up to 40GHz; No emissions were detected above the noise floor which was at least 20dB below the specification limit.

UL Korea, Ltd. Confidential
This report shall not be reproduced except in full, without the written approval of UL Korea, Ltd.

HIGH CHANNEL DATA

Trace Markers

Marker	Frequency (GHz)	Meter Reading (dBuV)	Det	3117_00168724	6GHz_HP[dB]	DC Corr (dB)	Corrected Reading (dBuV/m)	Avg Limit (dBuV/m)	Margin (dB)	Peak Limit (dBuV/m)	Margin (dB)	UNII Non-Restricted (dBuV/m)	Margin (dB)	Azimuth (Degs)	Height (cm)	Polarity
1	* 11.39997	25.3	PK	38.3	-20.2	0	43.4	-	-	74	-30.6	-	-	0-360	250	H
3	17.10094	23.92	PK	41.3	-18.6	0	46.62	-	-	-	-	68.2	-21.58	0-360	250	H
5	7.12608	29.64	PK	36	-23.9	0	41.74	-	-	-	-	68.2	-26.46	0-360	250	H
2	* 11.40071	25.96	PK	38.3	-20.2	0	44.06	-	-	74	-29.94	-	-	0-360	250	V
4	17.10168	24	PK	41.3	-18.6	0	46.7	-	-	-	-	68.2	-21.5	0-360	250	V
6	7.13349	28.64	PK	36	-24	0	40.64	-	-	-	-	68.2	-27.56	0-360	250	V

* - indicates frequency in CFR47 Pt 15 / IC RSS-Restricted Band
PK – Peak detector

Note: Only peak measurement was performed. Because peak measurement result of unwanted emission is less than average limit (54dBuV/m).

UL Korea, Ltd. Suwon Laboratory FORM ID: FCC_15E
218 Maeyeong-ro, Yeongtong-gu, Suwon-si, Gyeonggi-do, 16675 Korea TEL: (031) 337-9902,FAX: (031) 213-5433
UL Korea, Ltd. Confidential
This report shall not be reproduced except in full, without the written approval of UL Korea, Ltd.

HE40 RU mode (ANT_1 / 26T / Low: 0, Mid: 9, High: 9)

LOW CHANNEL HORIZONTAL

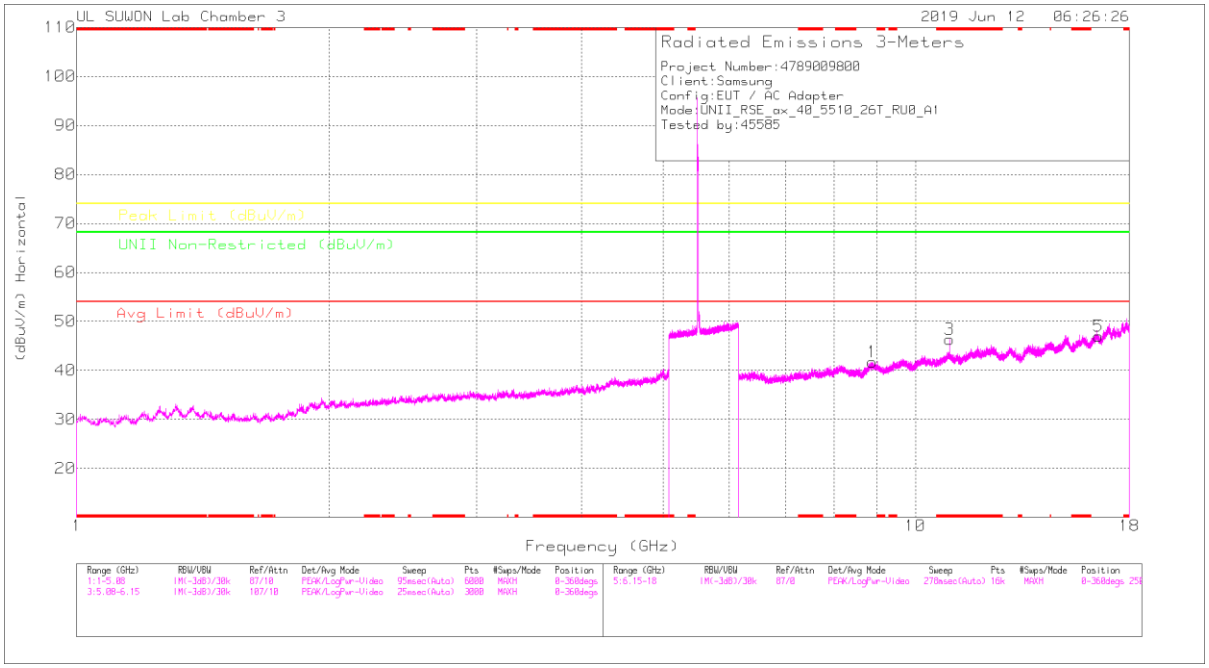

LOW CHANNEL VERTICAL

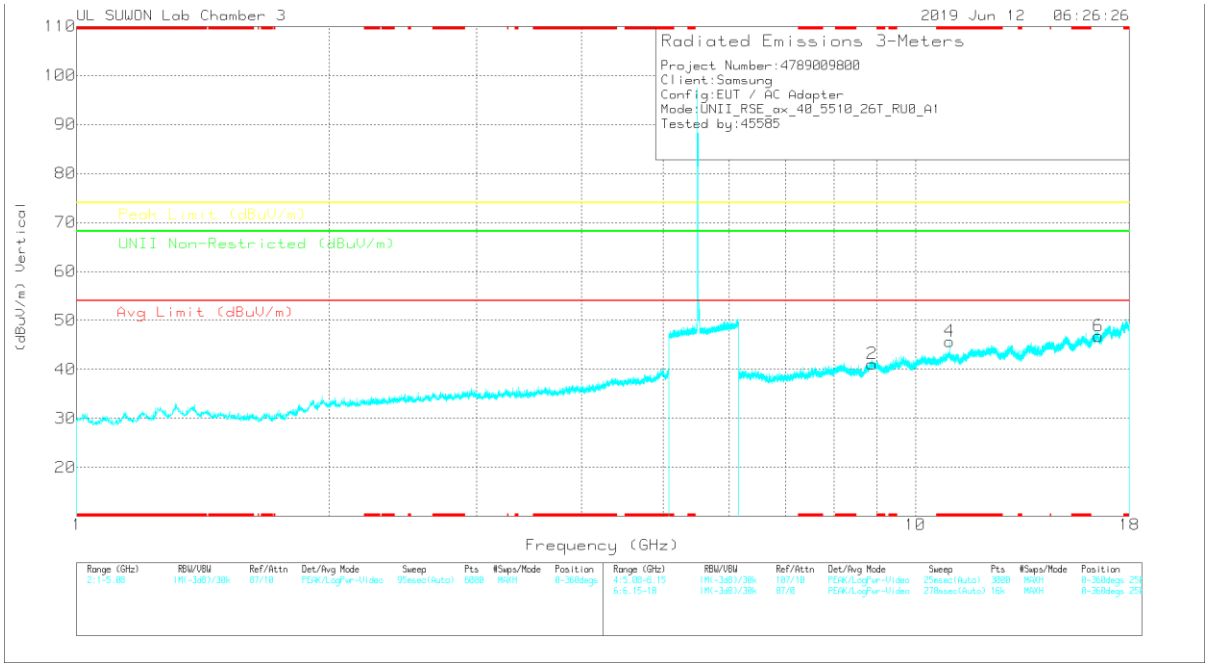

Note: Emission was scanned up to 40GHz; No emissions were detected above the noise floor which was at least 20dB below the specification limit.

UL Korea, Ltd. Confidential
This report shall not be reproduced except in full, without the written approval of UL Korea, Ltd.

LOW CHANNEL DATA

Trace Markers

Marker	Frequency (GHz)	Meter Reading (dBuV)	Det	3117_00205959	6GHz_HP[dB]	DC Corr (dB)	Corrected Reading (dBuV/m)	Avg Limit (dBuV/m)	Margin (dB)	Peak Limit (dBuV/m)	Margin (dB)	UNII Non-Restricted (dBuV/m)	Margin (dB)	Azimuth (Degs)	Height (cm)	Polarity
1	8.881	26.03	PK	36.5	-20.8	0	41.73	-	-	-	-	68.2	-26.47	0-360	150	H
3	* 10.984	27.5	PK	38.2	-19.4	0	46.3	-	-	74	-27.7	-	-	0-360	250	H
5	16.53	23.45	PK	40.9	-17.4	0	46.95	-	-	-	-	68.2	-21.25	0-360	250	H
2	8.879	25.44	PK	36.5	-20.8	0	41.14	-	-	-	-	68.2	-27.06	0-360	250	V
4	* 10.984	26.94	PK	38.2	-19.4	0	45.74	-	-	74	-28.26	-	-	0-360	250	V
6	16.532	23.3	PK	40.9	-17.4	0	46.8	-	-	-	-	68.2	-21.4	0-360	250	V

* - indicates frequency in CFR47 Pt 15 / IC RSS-Restricted Band
PK – Peak detector

Radiated Emissions

Frequency (GHz)	Meter Reading (dBuV)	Det	3117_00205959	6GHz_HP[dB]	DC Corr (dB)	Corrected Reading (dBuV/m)	Avg Limit (dBuV/m)	Margin (dB)	Peak Limit (dBuV/m)	Margin (dB)	UNII Non-Restricted (dBuV/m)	Margin (dB)	Azimuth (Degs)	Height (cm)	Polarity
* 10.985	42.83	PK-U	38.2	-19.5	0	61.53	-	-	74	-12.47	-	-	149	196	H
* 10.984	26.61	ADR	38.2	-19.4	0	45.41	54	-8.59	-	-	-	-	149	196	H
* 10.983	43.33	PK-U	38.2	-19.4	0	62.13	-	-	74	-11.87	-	-	182	187	V
* 10.984	26.86	ADR	38.2	-19.4	0	45.66	54	-8.34	-	-	-	-	182	187	V

* - indicates frequency in CFR47 Pt 15 / IC RSS-Restricted Band
PK-U - U-NII: Maximum Peak
ADR - U-NII AD primary method, RMS average

UL Korea, Ltd. Confidential
This report shall not be reproduced except in full, without the written approval of UL Korea, Ltd.