HE40 RU mode (ANT_2 / 26T / Low: 0, High: 17)

LOW CHANNEL HORIZONTAL

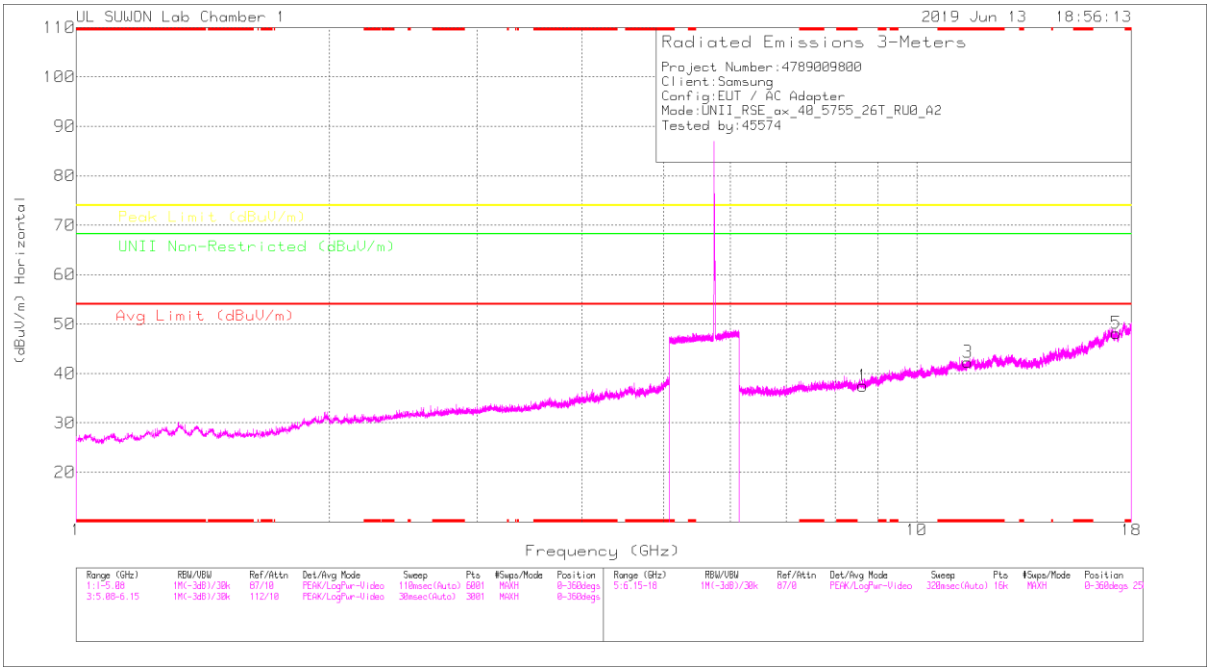

LOW CHANNEL VERTICAL

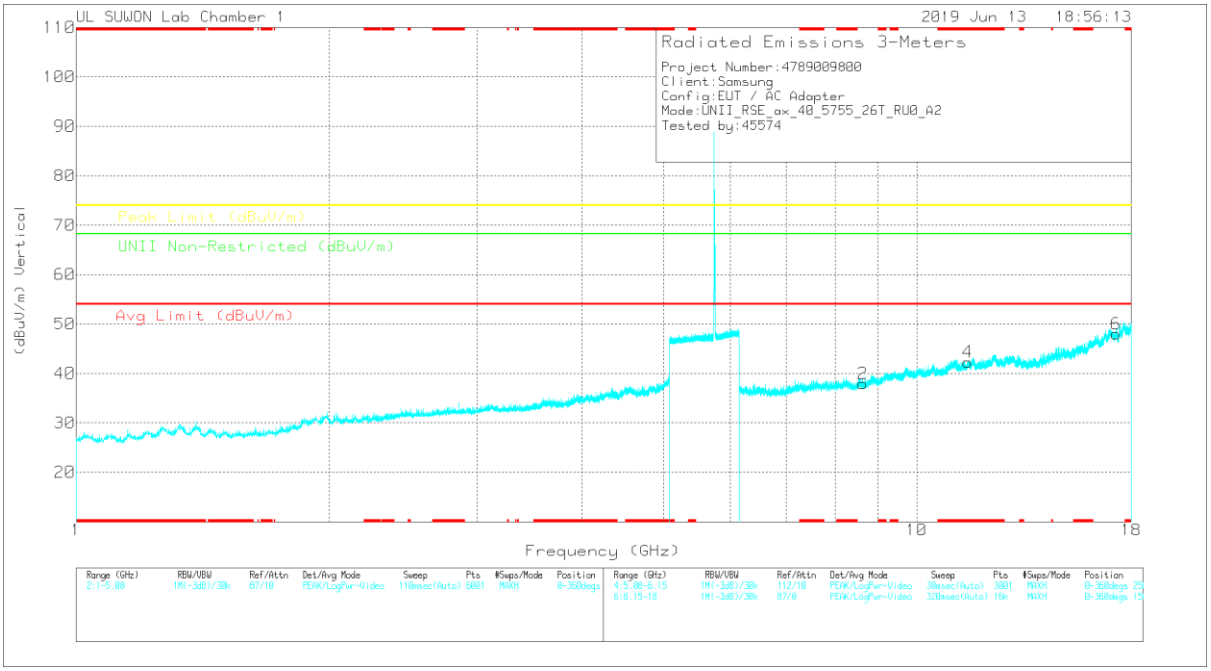

Note: Emission was scanned up to 40GHz; No emissions were detected above the noise floor which was at least 20dB below the specification limit.

UL Korea, Ltd. Confidential
This report shall not be reproduced except in full, without the written approval of UL Korea, Ltd.

LOW CHANNEL DATA

Trace Markers

Marker	Frequency (GHz)	Meter Reading (dBuV)	Det	3117_00168717	6GHz_HP[dB]	DC Corr (dB)	Corrected Reading (dBuV/m)	Avg Limit (dBuV/m)	Margin (dB)	Peak Limit (dBuV/m)	Margin (dB)	UNII Non-Restricted (dBuV/m)	Margin (dB)	Azimuth (Degs)	Height (cm)	Polarity
1	8.63094	26.01	PK	36.3	-24.8	0	37.51	-	-	-	-	68.2	-30.69	0-360	250	H
3	* 11.50957	26.09	PK	38.5	-22.3	0	42.29	-	-	74	-31.71	-	-	0-360	150	H
5	17.26387	23.37	PK	41.3	-16.5	0	48.17	-	-	-	-	68.2	-20.03	0-360	150	H
2	8.63242	26.41	PK	36.3	-24.8	0	37.91	-	-	-	-	68.2	-30.29	0-360	250	V
4	* 11.50957	26.1	PK	38.5	-22.3	0	42.3	-	-	74	-31.7	-	-	0-360	250	V
6	17.26461	23.17	PK	41.3	-16.5	0	47.97	-	-	-	-	68.2	-20.23	0-360	250	V

* - indicates frequency in CFR47 Pt 15 / IC RSS-Restricted Band
PK – Peak detector

Note: Only peak measurement was performed. Because peak measurement result of unwanted emission is less than average limit (54dBuV/m).

UL Korea, Ltd. Confidential
This report shall not be reproduced except in full, without the written approval of UL Korea, Ltd.

HIGH CHANNEL HORIZONTAL

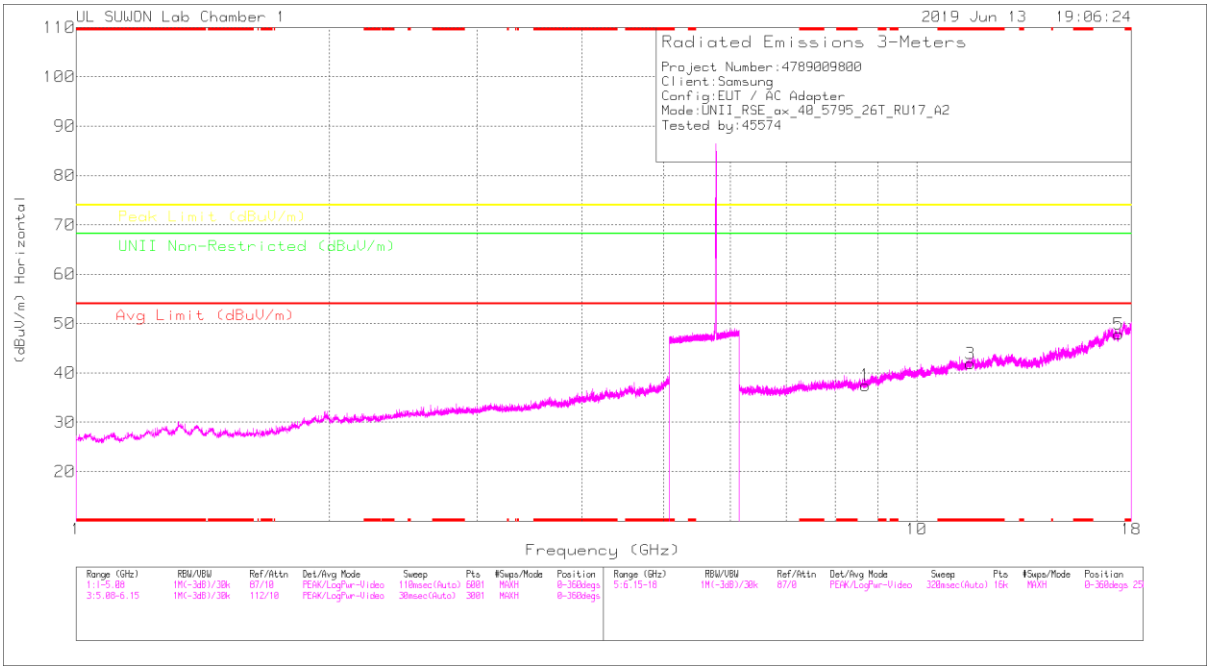

HIGH CHANNEL VERTICAL

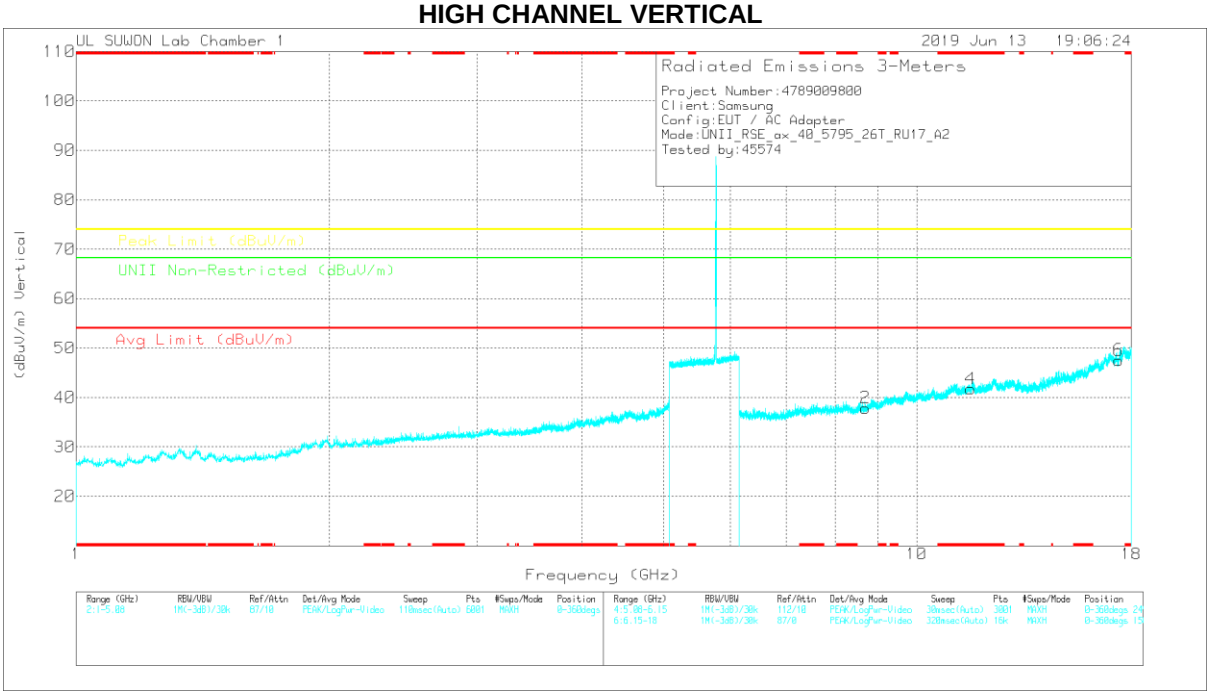

Note: Emission was scanned up to 40GHz; No emissions were detected above the noise floor which was at least 20dB below the specification limit.

UL Korea, Ltd. Confidential
This report shall not be reproduced except in full, without the written approval of UL Korea, Ltd.

HIGH CHANNEL DATA

Trace Markers

Marker	Frequency (GHz)	Meter Reading (dBuV)	Det	3117_00168717	6GHz_HP[dB]	DC Corr (dB)	Corrected Reading (dBuV/m)	Avg Limit (dBuV/m)	Margin (dB)	Peak Limit (dBuV/m)	Margin (dB)	UNII Non-Restricted (dBuV/m)	Margin (dB)	Azimuth (Degs)	Height (cm)	Polarity
1	8.69241	26.56	PK	36.4	-25.5	0	37.46	-	-	-	-	68.2	-30.74	0-360	150	H
3	* 11.59103	25.67	PK	38.6	-22.4	0	41.87	-	-	74	-32.13	-	-	0-360	250	H
5	17.38607	23.84	PK	41.2	-17.2	0	47.84	-	-	-	-	68.2	-20.36	0-360	150	H
2	8.69241	26.97	PK	36.4	-25.5	0	37.87	-	-	-	-	68.2	-30.33	0-360	150	V
4	* 11.59177	25.53	PK	38.6	-22.4	0	41.73	-	-	74	-32.27	-	-	0-360	150	V
6	17.38607	23.51	PK	41.2	-17.2	0	47.51	-	-	-	-	68.2	-20.69	0-360	150	V

* - indicates frequency in CFR47 Pt 15 / IC RSS-Restricted Band
PK – Peak detector

Note: Only peak measurement was performed. Because peak measurement result of unwanted emission is less than average limit (54dBuV/m).

UL Korea, Ltd. Suwon Laboratory FORM ID: FCC_15E
218 Maeyeong-ro, Yeongtong-gu, Suwon-si, Gyeonggi-do, 16675 Korea TEL: (031) 337-9902,FAX: (031) 213-5433
UL Korea, Ltd. Confidential
This report shall not be reproduced except in full, without the written approval of UL Korea, Ltd.

HE80 RU mode (ANT_1 / 26T / Mid: 18)

MID CHANNEL HORIZONTAL

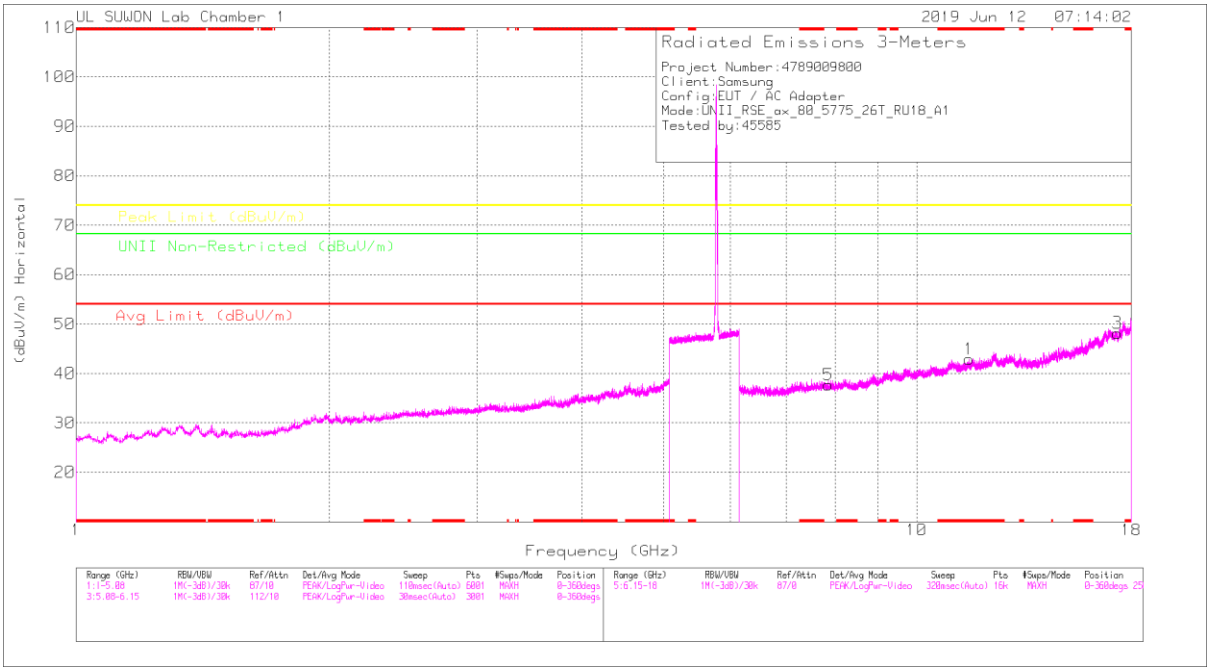

MID CHANNEL VERTICAL

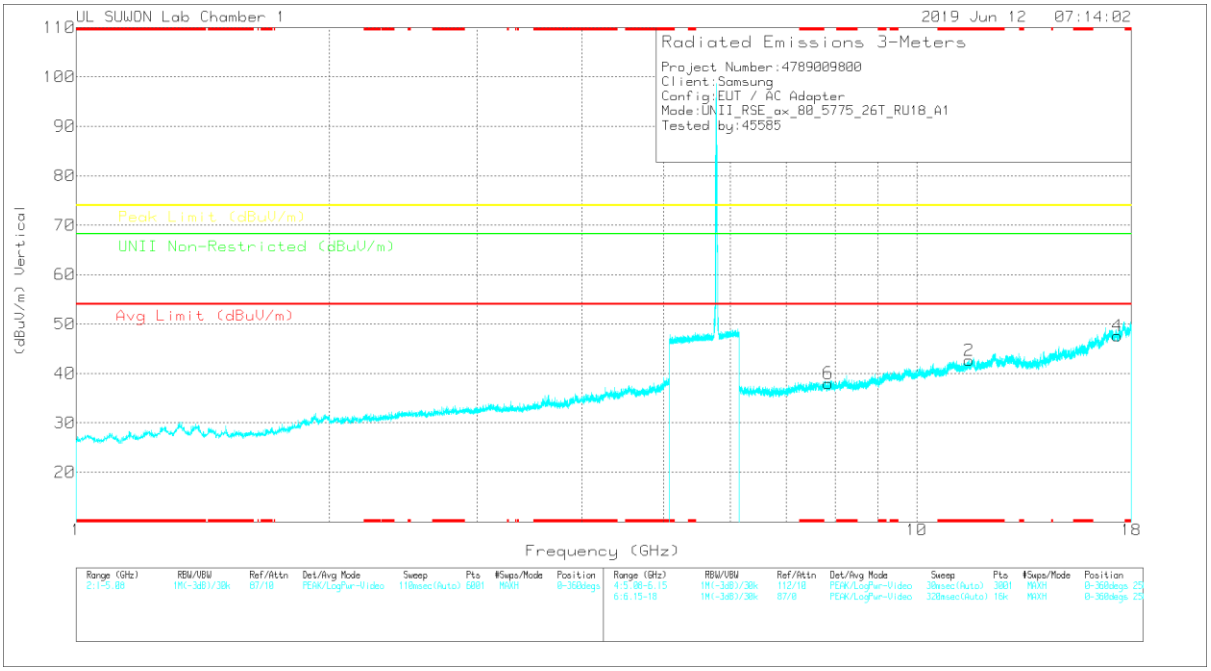

Note: Emission was scanned up to 40GHz; No emissions were detected above the noise floor which was at least 20dB below the specification limit.

UL Korea, Ltd. Confidential
This report shall not be reproduced except in full, without the written approval of UL Korea, Ltd.

MID CHANNEL DATA

Trace Markers

Marker	Frequency (GHz)	Meter Reading (dBuV)	Det	3117_00168717	6GHz_HP[dB]	DC Corr (dB)	Corrected Reading (dBuV/m)	Avg Limit (dBuV/m)	Margin (dB)	Peak Limit (dBuV/m)	Margin (dB)	UNII Non-Restricted (dBuV/m)	Margin (dB)	Azimuth (Degs)	Height (cm)	Polarity
1	* 11.54734	26.89	PK	38.5	-22.5	0	42.89	-	-	74	-31.11	-	-	0-360	150	H
3	17.32238	23.86	PK	41.3	-17	0	48.16	-	-	-	-	68.2	-20.04	0-360	250	H
5	7.85481	28.48	PK	35.9	-26.7	0	37.68	-	-	-	-	68.2	-30.52	0-360	250	H
2	* 11.54956	26.65	PK	38.5	-22.5	0	42.65	-	-	74	-31.35	-	-	0-360	150	V
4	17.3283	23.6	PK	41.2	-17.2	0	47.6	-	-	-	-	68.2	-20.6	0-360	250	V
6	7.85481	28.79	PK	35.9	-26.7	0	37.99	-	-	-	-	68.2	-30.21	0-360	150	V

* - indicates frequency in CFR47 Pt 15 / IC RSS-Restricted Band
PK – Peak detector

Note: Only peak measurement was performed. Because peak measurement result of unwanted emission is less than average limit (54dBuV/m).

UL Korea, Ltd. Confidential
This report shall not be reproduced except in full, without the written approval of UL Korea, Ltd.

HE80 RU mode (ANT_2 / 26T / Mid: 18)

MID CHANNEL HORIZONTAL

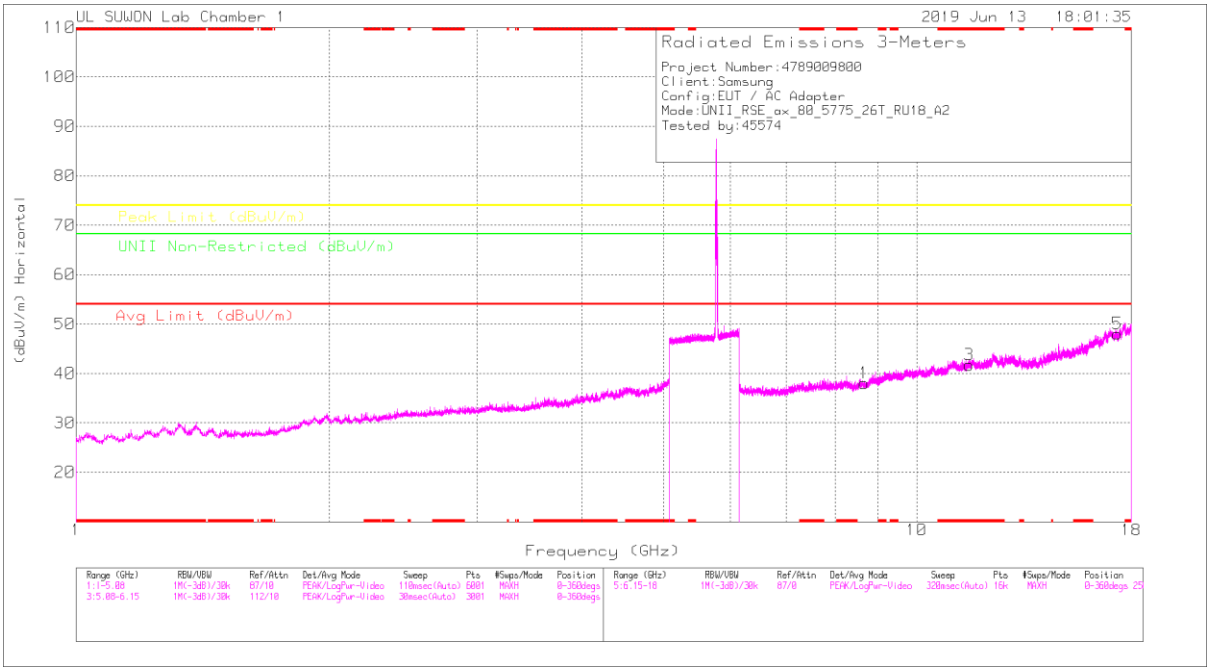

MID CHANNEL VERTICAL

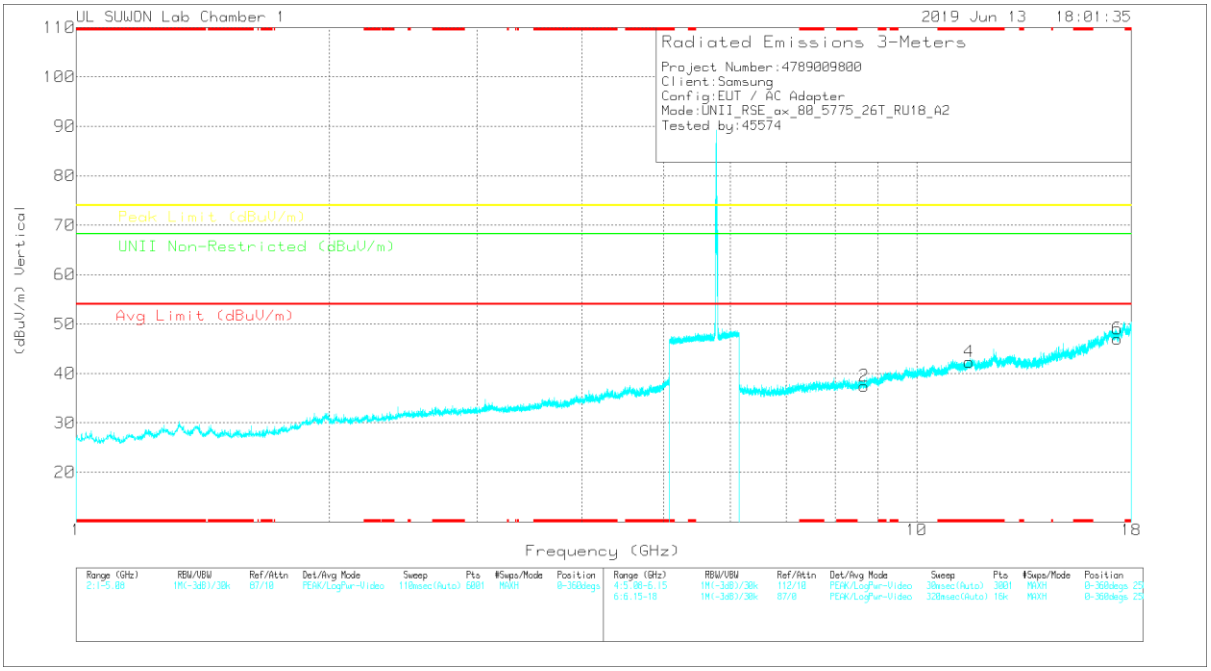

Note: Emission was scanned up to 40GHz; No emissions were detected above the noise floor which was at least 20dB below the specification limit.

UL Korea, Ltd. Confidential
This report shall not be reproduced except in full, without the written approval of UL Korea, Ltd.

MID CHANNEL DATA

Trace Markers

Marker	Frequency (GHz)	Meter Reading (dBuV)	Det	3117_00168717	6GHz_HP[dB]	DC Corr (dB)	Corrected Reading (dBuV/m)	Avg Limit (dBuV/m)	Margin (dB)	Peak Limit (dBuV/m)	Margin (dB)	UNII Non-Restricted (dBuV/m)	Margin (dB)	Azimuth (Degs)	Height (cm)	Polarity
1	8.66279	26.92	PK	36.4	-25.3	0	38.02	-	-	-	-	68.2	-30.18	0-360	150	H
3	* 11.5503	25.62	PK	38.6	-22.5	0	41.72	-	-	74	-32.28	-	-	0-360	150	H
5	17.32682	24.01	PK	41.2	-17.2	0	48.01	-	-	-	-	68.2	-20.19	0-360	250	H
2	8.66279	26.35	PK	36.4	-25.3	0	37.45	-	-	-	-	68.2	-30.75	0-360	250	V
4	* 11.55104	26.24	PK	38.6	-22.5	0	42.34	-	-	74	-31.66	-	-	0-360	250	V
6	17.32608	22.92	PK	41.2	-17.1	0	47.02	-	-	-	-	68.2	-21.18	0-360	250	V

* - indicates frequency in CFR47 Pt 15 / IC RSS-Restricted Band
PK – Peak detector

Note: Only peak measurement was performed. Because peak measurement result of unwanted emission is less than average limit (54dBuV/m).

UL Korea, Ltd. Suwon Laboratory FORM ID: FCC_15E
218 Maeyeong-ro, Yeongtong-gu, Suwon-si, Gyeonggi-do, 16675 Korea TEL: (031) 337-9902,FAX: (031) 213-5433
UL Korea, Ltd. Confidential
This report shall not be reproduced except in full, without the written approval of UL Korea, Ltd.

11.5. 5.2 GHz_2Tx (MIMO)

11.5.1.TX Above 1GHz 802.11ax MODE IN THE 5.2GHz BAND RESTRICTED BANDEDGE (LOW CHANNEL)

HE20 SU mode (MIMO)

HORIZONTAL PEAK AND AVERAGE PLOT

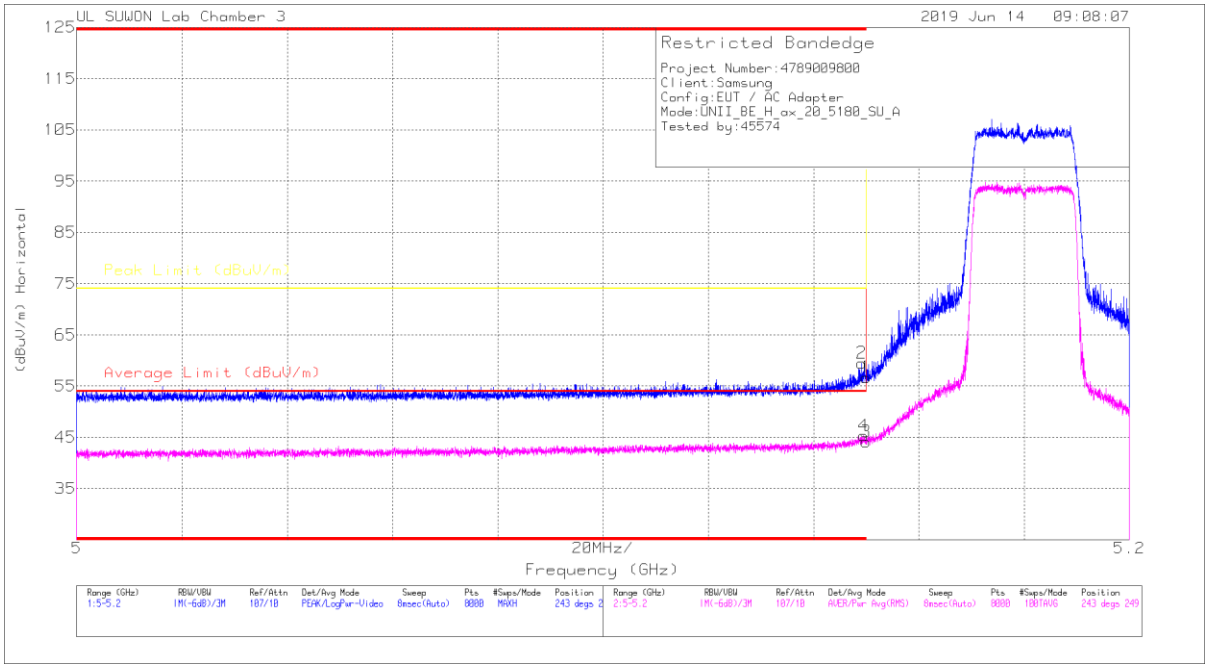

HORIZONTAL DATA

Trace Markers

Marker	Frequency (GHz)	Meter Reading (dBuV)	Det	3117_00205959	10dB[dB]	DC Corr (dB)	Corrected Reading (dBuV/m)	Average Limit (dBuV/m)	Margin (dB)	Peak Limit (dBuV/m)	PK Margin (dB)	Azimuth (Degs)	Height (cm)	Polarity
1	* 5.15	41.29	Pk	34.4	-19	0	56.69	-	-	74	-17.31	243	249	H
2	* 5.149	44.1	Pk	34.4	-19	0	59.5	-	-	74	-14.5	243	249	H
3	* 5.15	29.16	RMS	34.4	-19.4	0	44.16	54	-9.84	-	-	243	249	H
4	* 5.15	30.34	RMS	34.4	-19.4	0	45.34	54	-8.66	-	-	243	249	H

* - indicates frequency in CFR47 Pt 15 / IC RSS-Restricted Band
Pk - Peak detector
RMS - RMS detection

UL Korea, Ltd. Confidential
This report shall not be reproduced except in full, without the written approval of UL Korea, Ltd.

VERTICAL PEAK AND AVERAGE PLOT

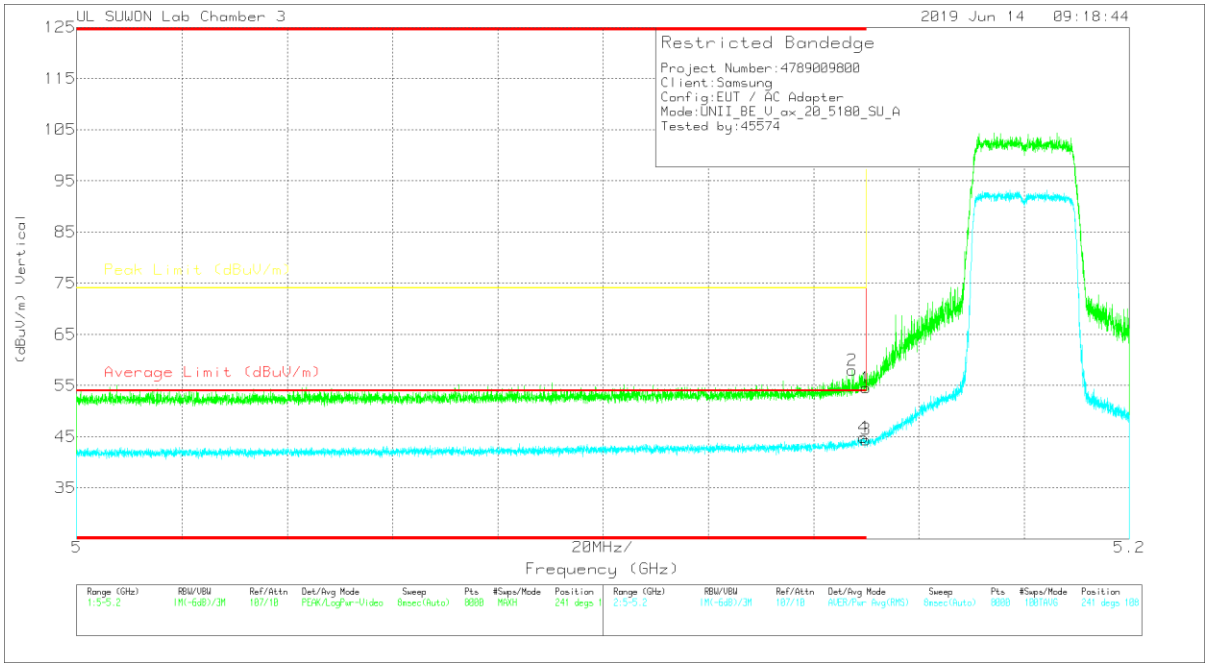

VERTICAL DATA

Trace Markers

Marker	Frequency (GHz)	Meter Reading (dBuV)	Det	3117_00205959	10dB[dB]	DC Corr (dB)	Corrected Reading (dBuV/m)	Average Limit (dBuV/m)	Margin (dB)	Peak Limit (dBuV/m)	PK Margin (dB)	Azimuth (Degs)	Height (cm)	Polarity
1	* 5.15	39.16	Pk	34.4	-19	0	54.56	-	-	74	-19.44	241	108	V
2	* 5.147	42.7	Pk	34.4	-19.1	0	58	-	-	74	-16	241	108	V
3	* 5.15	29.43	RMS	34.4	-19.4	0	44.43	54	-9.57	-	-	241	108	V
4	* 5.149	29.86	RMS	34.4	-19.4	0	44.86	54	-9.14	-	-	241	108	V

* - indicates frequency in CFR47 Pt 15 / IC RSS-Restricted Band
Pk - Peak detector
RMS - RMS detection

UL Korea, Ltd. Confidential
This report shall not be reproduced except in full, without the written approval of UL Korea, Ltd.

HE40 SU mode (MIMO)

HORIZONTAL PEAK AND AVERAGE PLOT

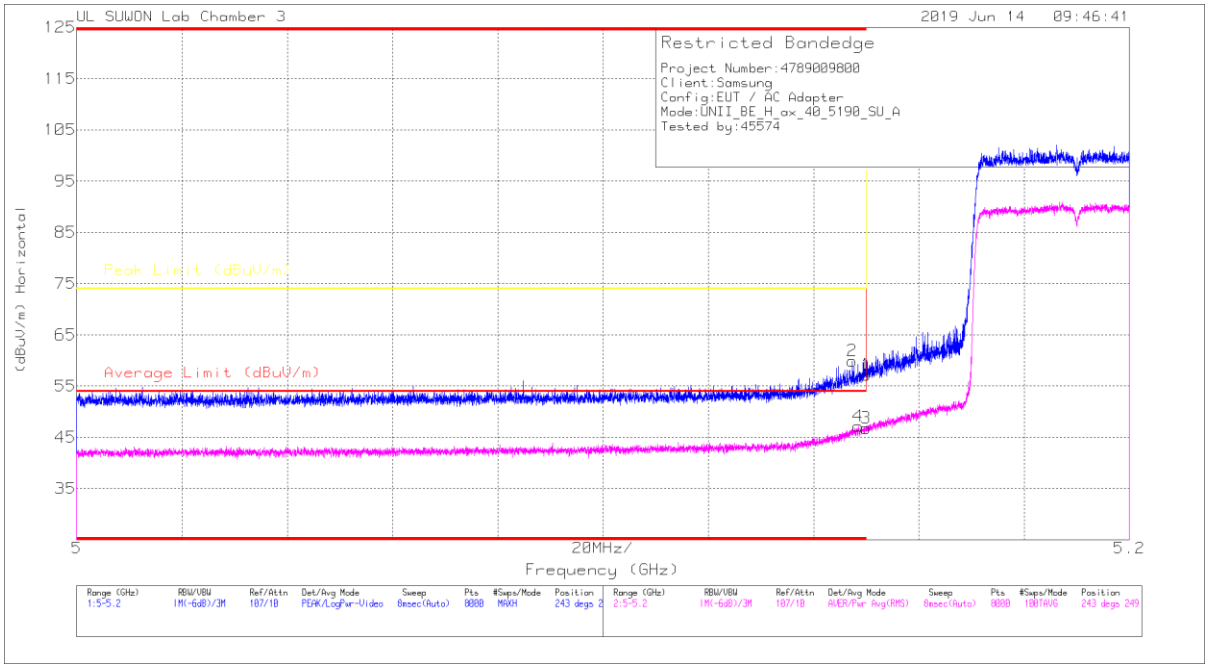

HORIZONTAL DATA

Trace Markers

Marker	Frequency (GHz)	Meter Reading (dBuV)	Det	3117_00205959	10dB[dB]	DC Corr (dB)	Corrected Reading (dBuV/m)	Average Limit (dBuV/m)	Margin (dB)	Peak Limit (dBuV/m)	PK Margin (dB)	Azimuth (Degs)	Height (cm)	Polarity
1	* 5.15	41.77	Pk	34.4	-19	0	57.17	-	-	74	-16.83	243	249	H
2	* 5.147	44.59	Pk	34.4	-19.1	0	59.89	-	-	74	-14.11	243	249	H
3	* 5.15	31.78	RMS	34.4	-19.4	0	46.78	54	-7.22	-	-	243	249	H
4	* 5.148	32.16	RMS	34.4	-19.4	0	47.16	54	-6.84	-	-	243	249	H

* - indicates frequency in CFR47 Pt 15 / IC RSS-Restricted Band
Pk - Peak detector
RMS - RMS detection

UL Korea, Ltd. Confidential
This report shall not be reproduced except in full, without the written approval of UL Korea, Ltd.

VERTICAL PEAK AND AVERAGE PLOT

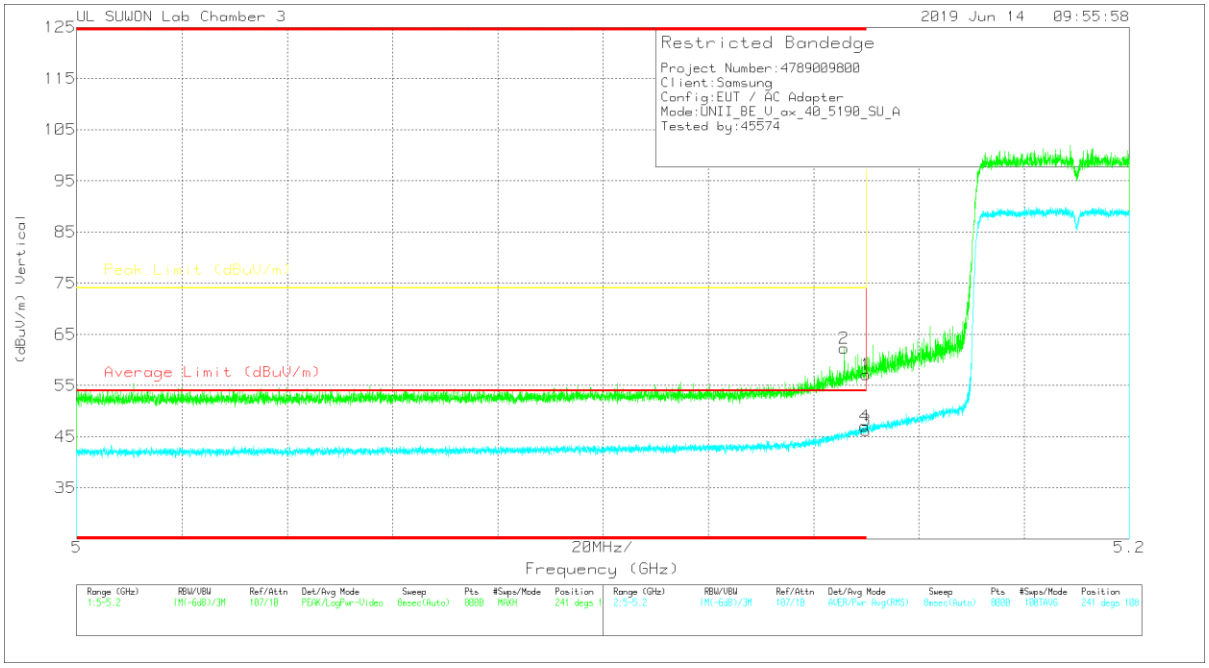

VERTICAL DATA

Trace Markers

Marker	Frequency (GHz)	Meter Reading (dBuV)	Det	3117_00205959	10dB[dB]	DC Corr (dB)	Corrected Reading (dBuV/m)	Average Limit (dBuV/m)	Margin (dB)	Peak Limit (dBuV/m)	PK Margin (dB)	Azimuth (Degs)	Height (cm)	Polarity
1	* 5.15	41.73	Pk	34.4	-19	0	57.13	-	-	74	-16.87	241	108	V
2	* 5.146	47	Pk	34.4	-19.1	0	62.3	-	-	74	-11.7	241	108	V
3	* 5.15	31.17	RMS	34.4	-19.4	0	46.17	54	-7.83	-	-	241	108	V
4	* 5.15	32.05	RMS	34.4	-19.4	0	47.05	54	-6.95	-	-	241	108	V

* - indicates frequency in CFR47 Pt 15 / IC RSS-Restricted Band
Pk - Peak detector
RMS - RMS detection

UL Korea, Ltd. Confidential
This report shall not be reproduced except in full, without the written approval of UL Korea, Ltd.

HE80 SU mode (MIMO)

HORIZONTAL PEAK AND AVERAGE PLOT

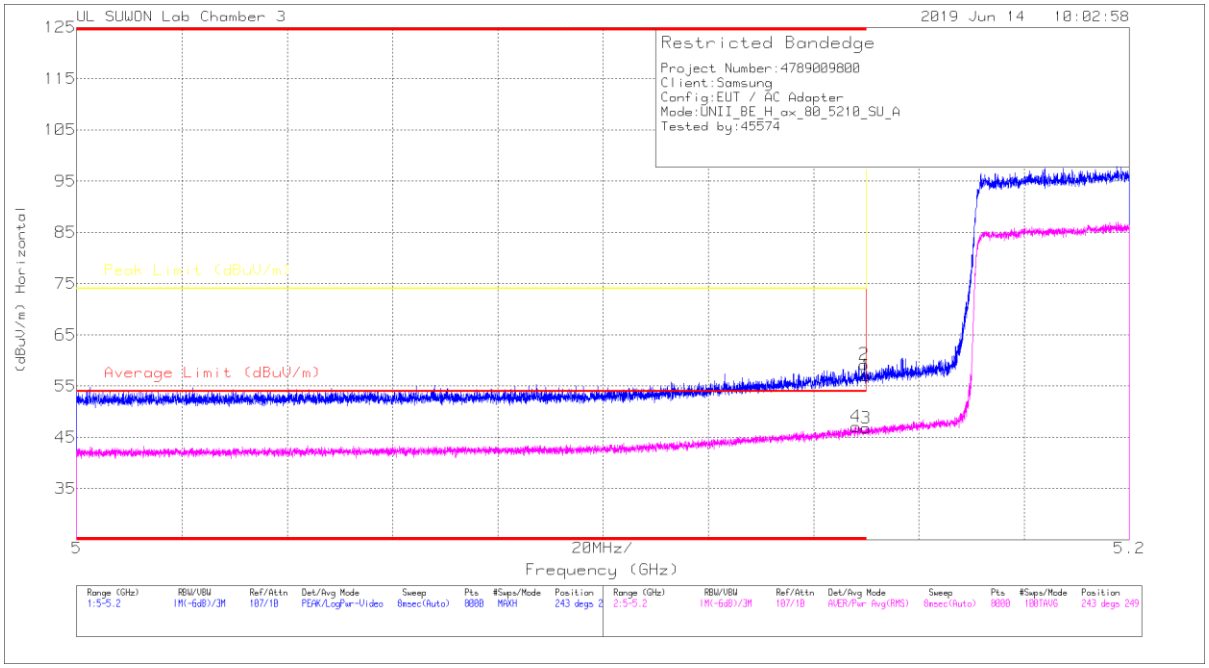

HORIZONTAL DATA

Trace Markers

Marker	Frequency (GHz)	Meter Reading (dBuV)	Det	3117_00205959	10dB[dB]	DC Corr (dB)	Corrected Reading (dBuV/m)	Average Limit (dBuV/m)	Margin (dB)	Peak Limit (dBuV/m)	PK Margin (dB)	Azimuth (Degs)	Height (cm)	Polarity
1	* 5.15	41.66	Pk	34.4	-19	0	57.06	-	-	74	-16.94	243	249	H
2	* 5.15	43.84	Pk	34.4	-19	0	59.24	-	-	74	-14.76	243	249	H
3	* 5.15	31.8	RMS	34.4	-19.4	0	46.8	54	-7.2	-	-	243	249	H
4	* 5.148	32.11	RMS	34.4	-19.4	0	47.11	54	-6.89	-	-	243	249	H

* - indicates frequency in CFR47 Pt 15 / IC RSS-Restricted Band
Pk - Peak detector
RMS - RMS detection

UL Korea, Ltd. Confidential
This report shall not be reproduced except in full, without the written approval of UL Korea, Ltd.

VERTICAL PEAK AND AVERAGE PLOT

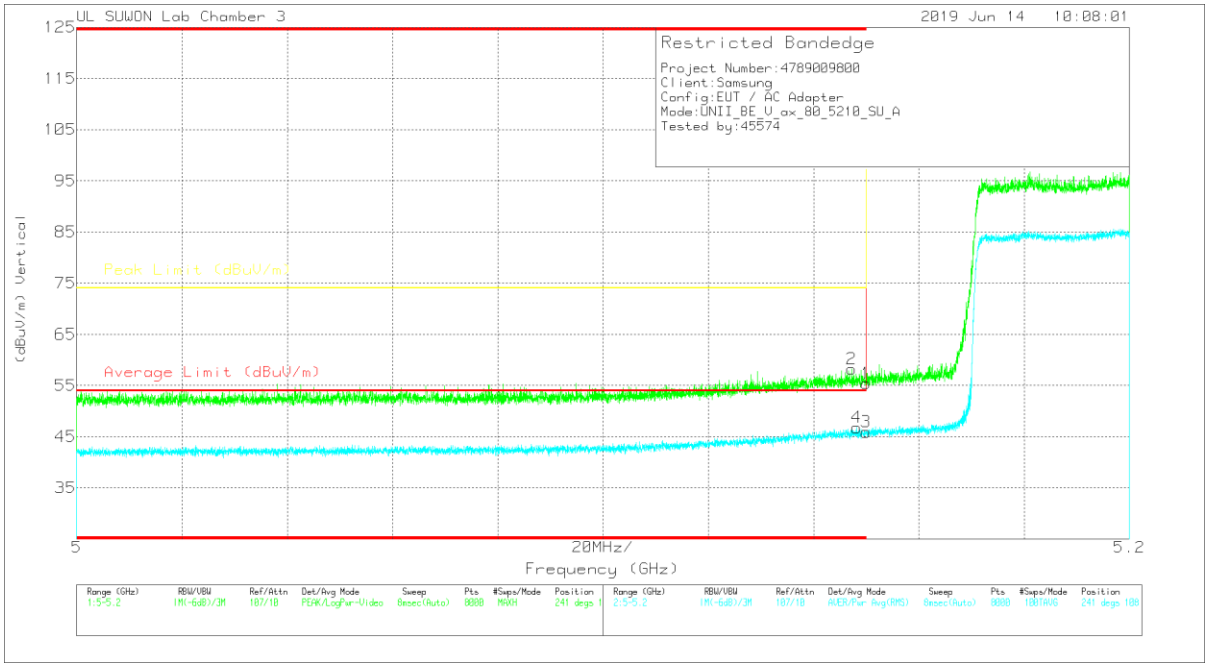

VERTICAL DATA

Trace Markers

Marker	Frequency (GHz)	Meter Reading (dBuV)	Det	3117_00205959	10dB[dB]	DC Corr (dB)	Corrected Reading (dBuV/m)	Average Limit (dBuV/m)	Margin (dB)	Peak Limit (dBuV/m)	PK Margin (dB)	Azimuth (Degs)	Height (cm)	Polarity
1	* 5.15	39.98	Pk	34.4	-19	0	55.38	-	-	74	-18.62	241	108	V
2	* 5.147	42.89	Pk	34.4	-19.1	0	58.19	-	-	74	-15.81	241	108	V
3	* 5.15	30.91	RMS	34.4	-19.4	0	45.91	54	-8.09	-	-	241	108	V
4	* 5.148	31.77	RMS	34.4	-19.4	0	46.77	54	-7.23	-	-	241	108	V

* - indicates frequency in CFR47 Pt 15 / IC RSS-Restricted Band
Pk - Peak detector
RMS - RMS detection

UL Korea, Ltd. Confidential
This report shall not be reproduced except in full, without the written approval of UL Korea, Ltd.

484T RU mode (MIMO / HE80 / RU offset 65)

HORIZONTAL PEAK AND AVERAGE PLOT

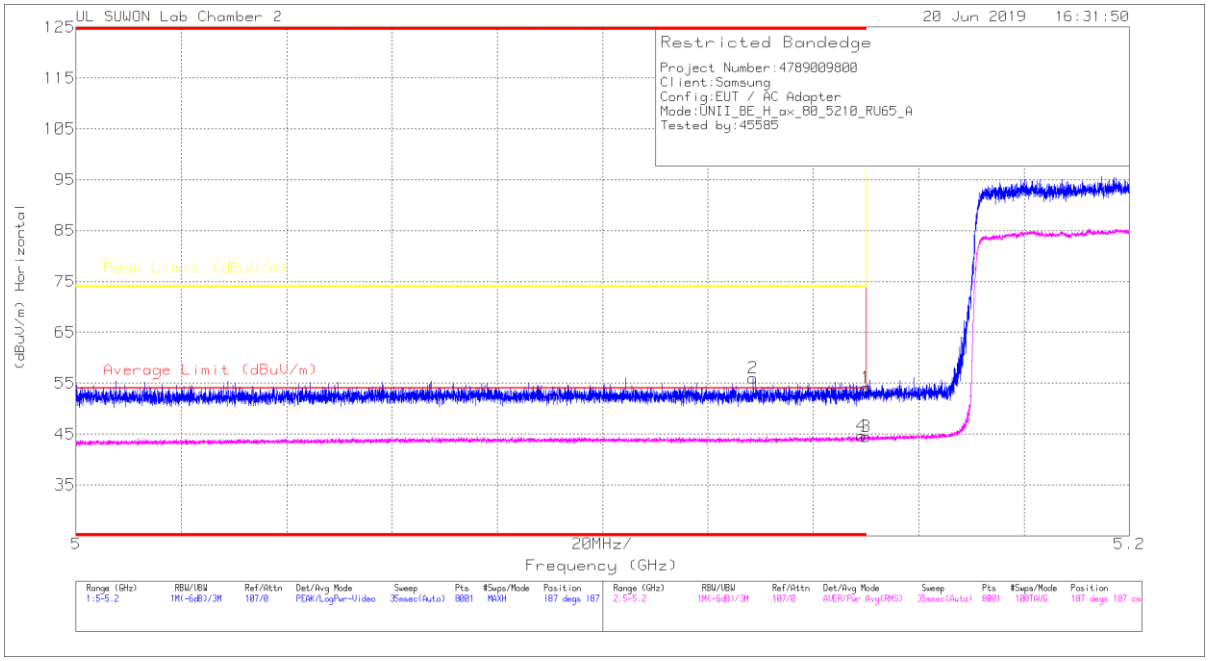

HORIZONTAL DATA

Trace Markers

Marker	Frequency (GHz)	Meter Reading (dBuV)	Det	3117_00168724	10dB[dB]	DC Corr (dB)	Corrected Reading (dBuV/m)	Average Limit (dBuV/m)	Margin (dB)	Peak Limit (dBuV/m)	PK Margin (dB)	Azimuth (Degs)	Height (cm)	Polarity
1	5.15	38.02	Pk	34.3	-18.2	0	54.12	-	-	74	-19.88	187	187	H
2	* 5.129	40.06	Pk	34.2	-18.2	0	56.06	-	-	74	-17.94	187	187	H
3	5.15	27.49	RMS	34.3	-17.3	0	44.49	54	-9.51	-	-	187	187	H
4	* 5.149	27.68	RMS	34.3	-17.3	0	44.68	54	-9.32	-	-	187	187	H

* - indicates frequency in CFR47 Pt 15 / IC RSS-Restricted Band
Pk - Peak detector
RMS - RMS detection

UL Korea, Ltd. Confidential
This report shall not be reproduced except in full, without the written approval of UL Korea, Ltd.

VERTICAL PEAK AND AVERAGE PLOT

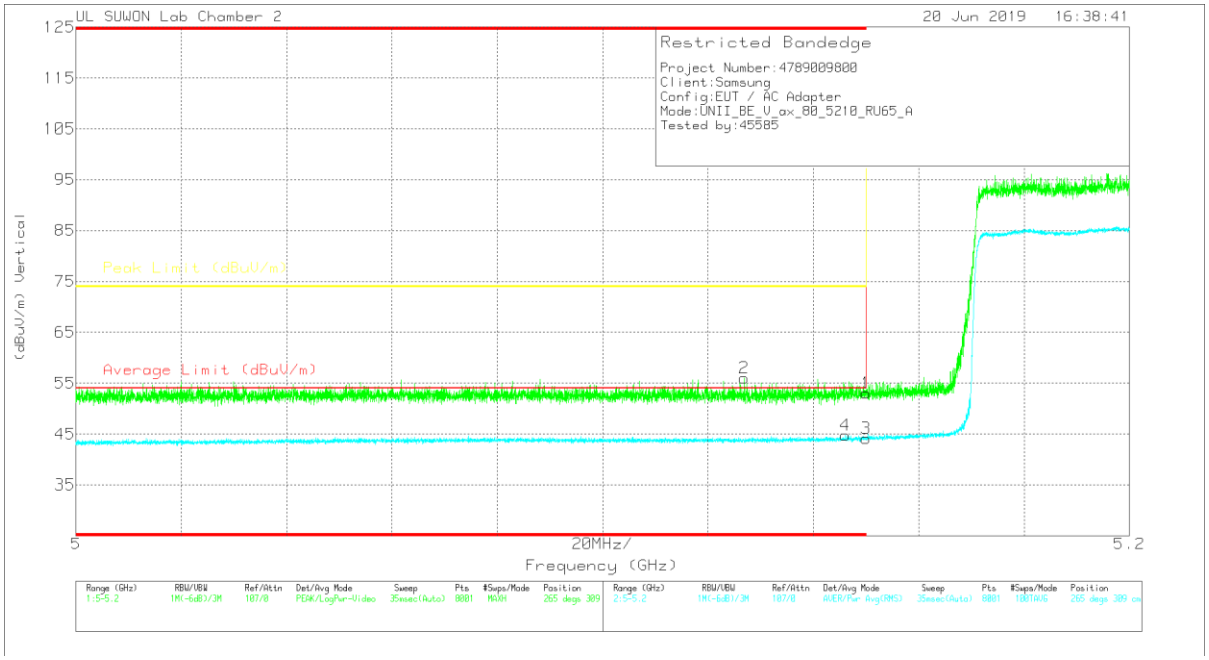

VERTICAL DATA

Trace Markers

Marker	Frequency (GHz)	Meter Reading (dBuV)	Det	3117_00168724	10dB[dB]	DC Corr (dB)	Corrected Reading (dBuV/m)	Average Limit (dBuV/m)	Margin (dB)	Peak Limit (dBuV/m)	PK Margin (dB)	Azimuth (Degs)	Height (cm)	Polarity
1	5.15	36.91	Pk	34.3	-18.2	0	53.01	-	-	74	-20.99	265	309	V
2	* 5.127	39.99	Pk	34.2	-18.2	0	55.99	-	-	74	-18.01	265	309	V
3	5.15	27.13	RMS	34.3	-17.3	0	44.13	54	-9.87	-	-	265	309	V
4	* 5.146	27.78	RMS	34.3	-17.3	0	44.78	54	-9.22	-	-	265	309	V

* - indicates frequency in CFR47 Pt 15 / IC RSS-Restricted Band
Pk - Peak detector
RMS - RMS detection

UL Korea, Ltd. Confidential
This report shall not be reproduced except in full, without the written approval of UL Korea, Ltd.

242T RU mode (MIMO / HE40 / RU offset 61)

HORIZONTAL PEAK AND AVERAGE PLOT

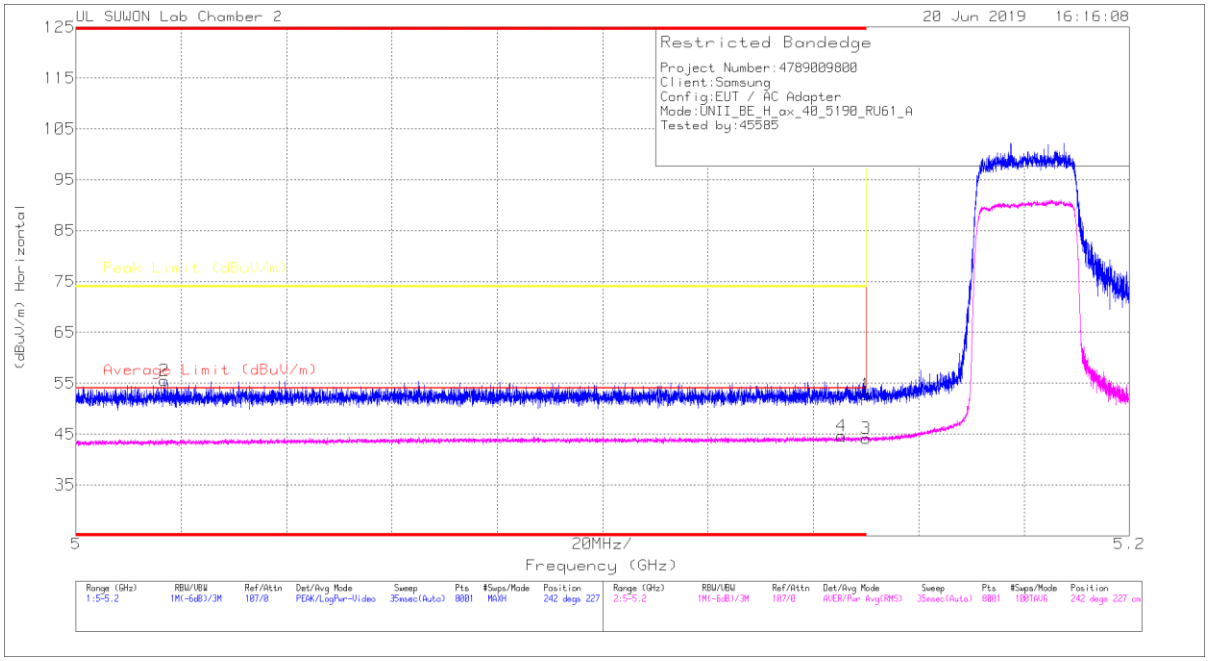

HORIZONTAL DATA

Trace Markers

Marker	Frequency (GHz)	Meter Reading (dBuV)	Det	3117_00168724	10dB[dB]	DC Corr (dB)	Corrected Reading (dBuV/m)	Average Limit (dBuV/m)	Margin (dB)	Peak Limit (dBuV/m)	PK Margin (dB)	Azimuth (Degs)	Height (cm)	Polarity
1	5.15	36.64	Pk	34.3	-18.2	0	52.74	-	-	74	-21.26	242	227	H
2	* 5.017	39.56	Pk	34.1	-18.1	0	55.56	-	-	74	-18.44	242	227	H
3	5.15	27.18	RMS	34.3	-17.3	0	44.18	54	-9.82	-	-	242	227	H
4	* 5.145	27.63	RMS	34.3	-17.3	0	44.63	54	-9.37	-	-	242	227	H

* - indicates frequency in CFR47 Pt 15 / IC RSS-Restricted Band
Pk - Peak detector
RMS - RMS detection

UL Korea, Ltd. Confidential
This report shall not be reproduced except in full, without the written approval of UL Korea, Ltd.

VERTICAL PEAK AND AVERAGE PLOT

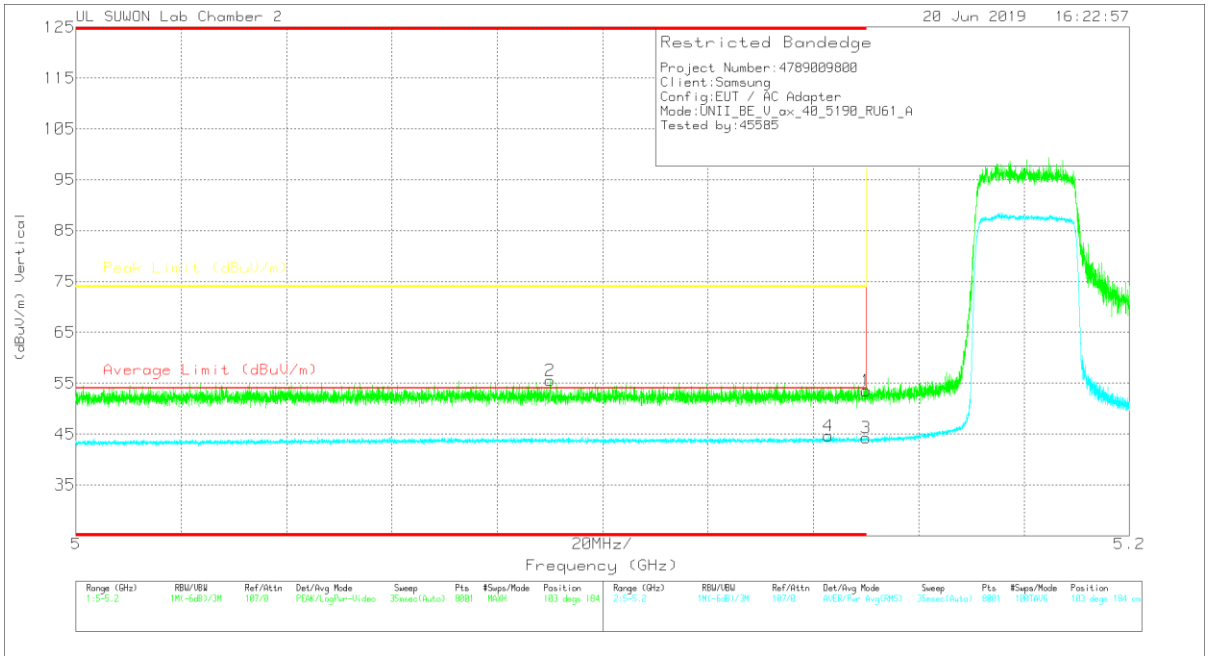

VERTICAL DATA

Trace Markers

Marker	Frequency (GHz)	Meter Reading (dBuV)	Det	3117_00168724	10dB[dB]	DC Corr (dB)	Corrected Reading (dBuV/m)	Average Limit (dBuV/m)	Margin (dB)	Peak Limit (dBuV/m)	PK Margin (dB)	Azimuth (Degs)	Height (cm)	Polarity
1	5.15	37.45	Pk	34.3	-18.2	0	53.55	-	-	74	-20.45	103	184	V
2	* 5.09	39.47	Pk	34.2	-18.2	0	55.47	-	-	74	-18.53	103	184	V
3	5.15	27.26	RMS	34.3	-17.3	0	44.26	54	-9.74	-	-	103	184	V
4	* 5.143	27.64	RMS	34.3	-17.3	0	44.64	54	-9.36	-	-	103	184	V

* - indicates frequency in CFR47 Pt 15 / IC RSS-Restricted Band
Pk - Peak detector
RMS - RMS detection

UL Korea, Ltd. Confidential
This report shall not be reproduced except in full, without the written approval of UL Korea, Ltd.

106T RU mode (MIMO / HE20 / RU offset 53)

HORIZONTAL PEAK AND AVERAGE PLOT

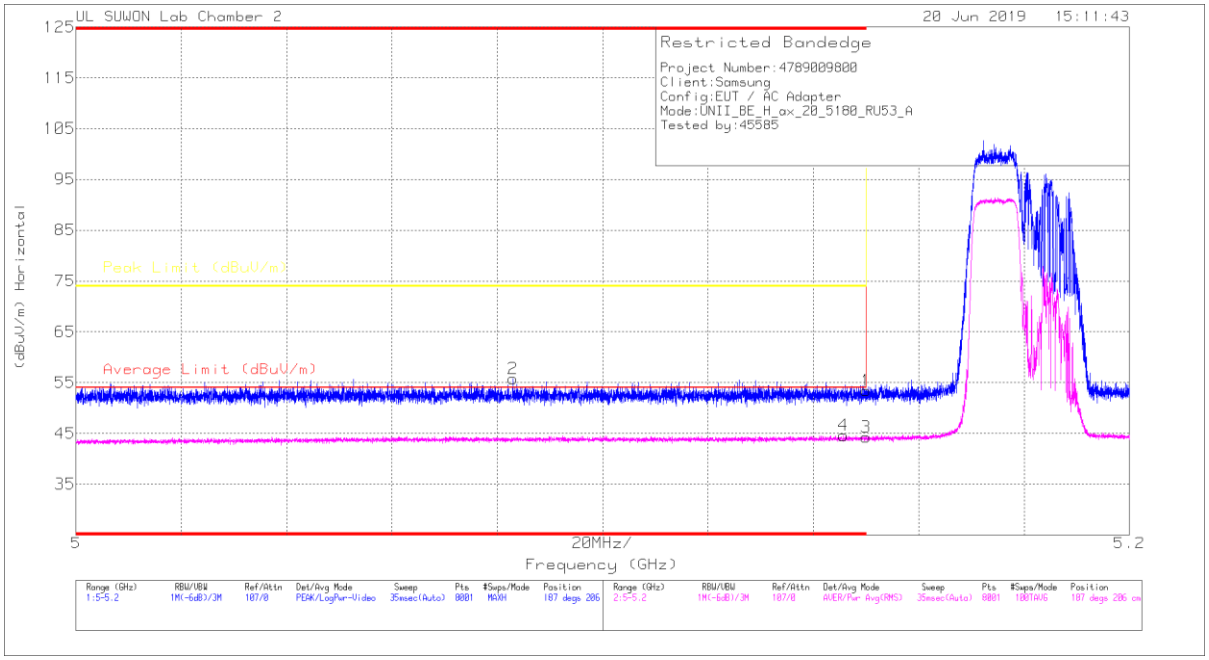

HORIZONTAL DATA

Trace Markers

Marker	Frequency (GHz)	Meter Reading (dBuV)	Det	3117_00168724	10dB[dB]	DC Corr (dB)	Corrected Reading (dBuV/m)	Average Limit (dBuV/m)	Margin (dB)	Peak Limit (dBuV/m)	PK Margin (dB)	Azimuth (Degs)	Height (cm)	Polarity
1	5.15	37.33	Pk	34.3	-18.2	0	53.43	-	-	74	-20.57	187	206	H
2	* 5.083	39.79	Pk	34.2	-18.2	0	55.79	-	-	74	-18.21	187	206	H
3	5.15	27.25	RMS	34.3	-17.3	0	44.25	54	-9.75	-	-	187	206	H
4	* 5.146	27.58	RMS	34.3	-17.3	0	44.58	54	-9.42	-	-	187	206	H

* - indicates frequency in CFR47 Pt 15 / IC RSS-Restricted Band
Pk - Peak detector
RMS - RMS detection

UL Korea, Ltd. Confidential
This report shall not be reproduced except in full, without the written approval of UL Korea, Ltd.

VERTICAL PEAK AND AVERAGE PLOT

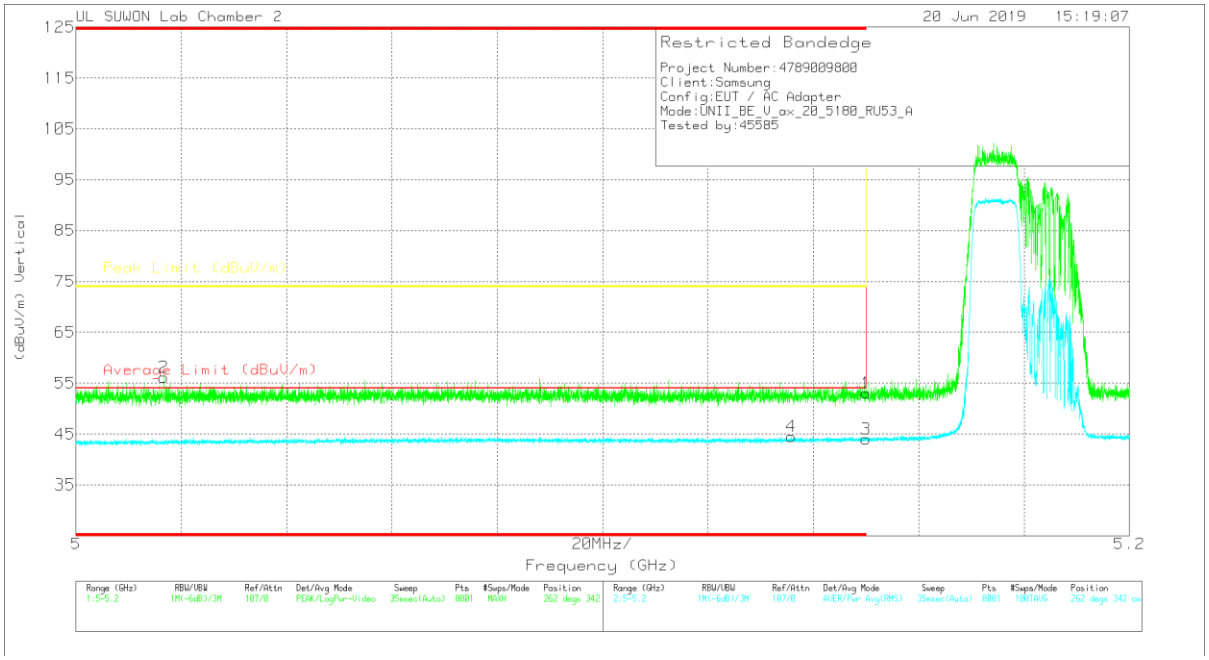

VERTICAL DATA

Trace Markers

Marker	Frequency (GHz)	Meter Reading (dBuV)	Det	3117_00168724	10dB[dB]	DC Corr (dB)	Corrected Reading (dBuV/m)	Average Limit (dBuV/m)	Margin (dB)	Peak Limit (dBuV/m)	PK Margin (dB)	Azimuth (Degs)	Height (cm)	Polarity
1	5.15	36.91	Pk	34.3	-18.2	0	53.01	-	-	74	-20.99	262	342	V
2	* 5.017	40.17	Pk	34.1	-18.1	0	56.17	-	-	74	-17.83	262	342	V
3	5.15	27.06	RMS	34.3	-17.3	0	44.06	54	-9.94	-	-	262	342	V
4	* 5.136	27.48	RMS	34.3	-17.3	0	44.48	54	-9.52	-	-	262	342	V

* - indicates frequency in CFR47 Pt 15 / IC RSS-Restricted Band
Pk - Peak detector
RMS - RMS detection

UL Korea, Ltd. Confidential
This report shall not be reproduced except in full, without the written approval of UL Korea, Ltd.

52T RU mode (MIMO / HE20 / RU offset 37)

HORIZONTAL PEAK AND AVERAGE PLOT

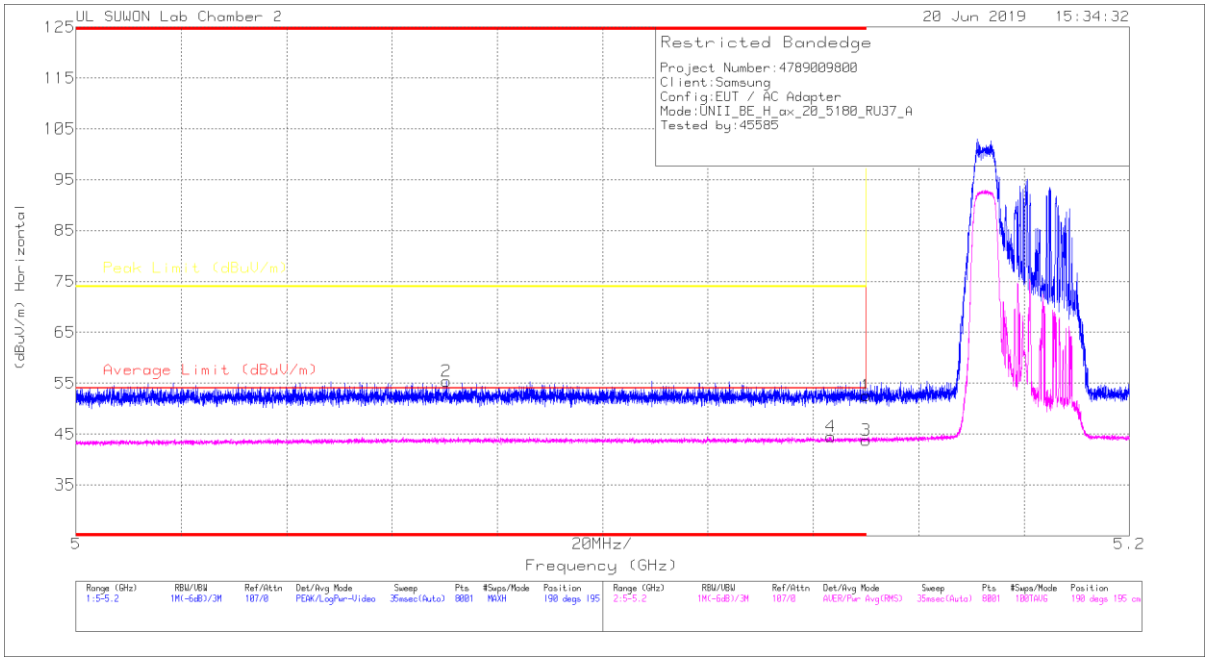

HORIZONTAL DATA

Trace Markers

Marker	Frequency (GHz)	Meter Reading (dBuV)	Det	3117_00168724	10dB[dB]	DC Corr (dB)	Corrected Reading (dBuV/m)	Average Limit (dBuV/m)	Margin (dB)	Peak Limit (dBuV/m)	PK Margin (dB)	Azimuth (Degs)	Height (cm)	Polarity
1	5.15	36.44	Pk	34.3	-18.2	0	52.54	-	-	74	-21.46	190	195	H
2	* 5.07	39.39	Pk	34.2	-18.2	0	55.39	-	-	74	-18.61	190	195	H
3	5.15	26.77	RMS	34.3	-17.3	0	43.77	54	-10.23	-	-	190	195	H
4	* 5.143	27.48	RMS	34.3	-17.3	0	44.48	54	-9.52	-	-	190	195	H

* - indicates frequency in CFR47 Pt 15 / IC RSS-Restricted Band
Pk - Peak detector
RMS - RMS detection

UL Korea, Ltd. Confidential
This report shall not be reproduced except in full, without the written approval of UL Korea, Ltd.

VERTICAL PEAK AND AVERAGE PLOT

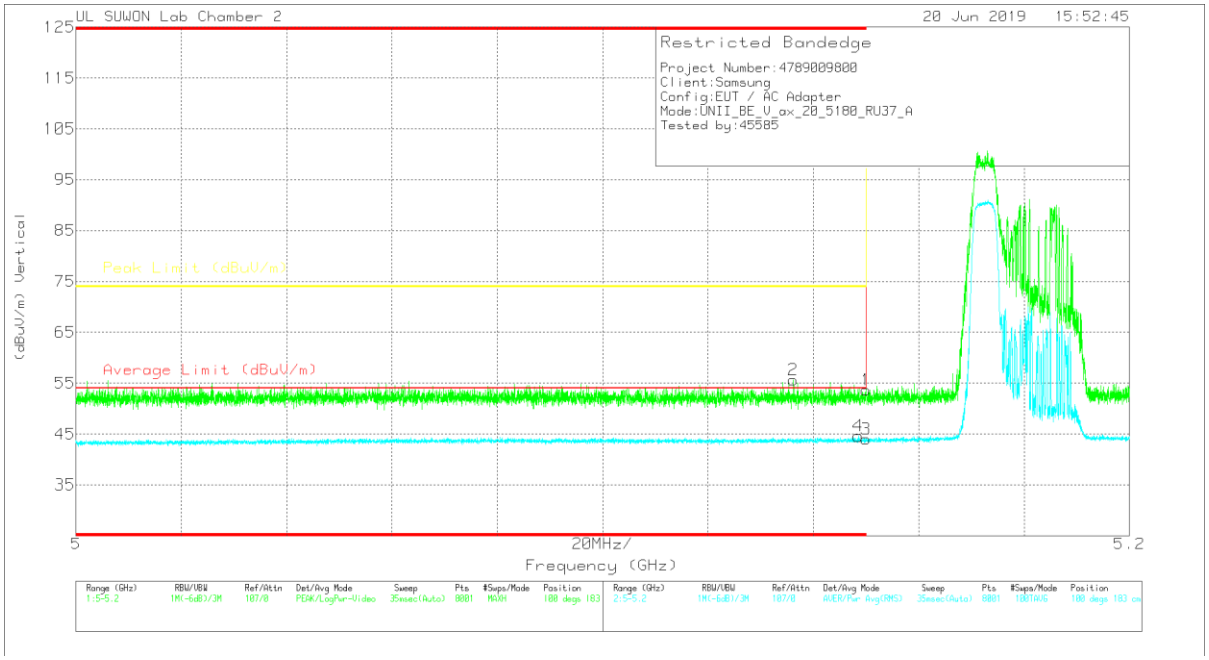

VERTICAL DATA

Trace Markers

Marker	Frequency (GHz)	Meter Reading (dBuV)	Det	3117_00168724	10dB[dB]	DC Corr (dB)	Corrected Reading (dBuV/m)	Average Limit (dBuV/m)	Margin (dB)	Peak Limit (dBuV/m)	PK Margin (dB)	Azimuth (Degs)	Height (cm)	Polarity
1	5.15	37.61	Pk	34.3	-18.2	0	53.71	-	-	74	-20.29	100	183	V
2	* 5.136	39.55	Pk	34.3	-18.2	0	55.65	-	-	74	-18.35	100	183	V
3	5.15	26.97	RMS	34.3	-17.3	0	43.97	54	-10.03	-	-	100	183	V
4	* 5.149	27.58	RMS	34.3	-17.3	0	44.58	54	-9.42	-	-	100	183	V

* - indicates frequency in CFR47 Pt 15 / IC RSS-Restricted Band
Pk - Peak detector
RMS - RMS detection

UL Korea, Ltd. Confidential
This report shall not be reproduced except in full, without the written approval of UL Korea, Ltd.

26T RU mode (MIMO / HE20 / RU offset 0)

HORIZONTAL PEAK AND AVERAGE PLOT

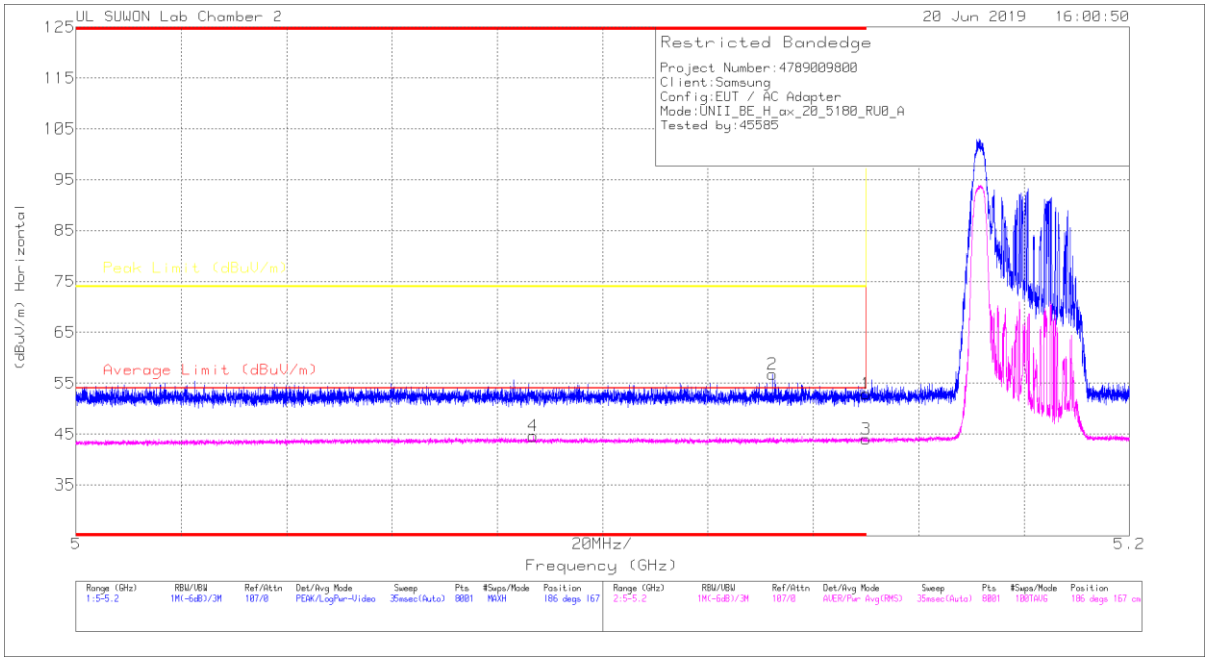

HORIZONTAL DATA

Trace Markers

Marker	Frequency (GHz)	Meter Reading (dBuV)	Det	3117_00168724	10dB[dB]	DC Corr (dB)	Corrected Reading (dBuV/m)	Average Limit (dBuV/m)	Margin (dB)	Peak Limit (dBuV/m)	PK Margin (dB)	Azimuth (Degs)	Height (cm)	Polarity
1	5.15	36.87	Pk	34.3	-18.2	0	52.97	-	-	74	-21.03	186	167	H
2	* 5.132	40.8	Pk	34.2	-18.2	0	56.8	-	-	74	-17.2	186	167	H
3	5.15	26.98	RMS	34.3	-17.3	0	43.98	54	-10.02	-	-	186	167	H
4	* 5.087	27.78	RMS	34.2	-17.4	0	44.58	54	-9.42	-	-	186	167	H

* - indicates frequency in CFR47 Pt 15 / IC RSS-Restricted Band
Pk - Peak detector
RMS - RMS detection

UL Korea, Ltd. Confidential
This report shall not be reproduced except in full, without the written approval of UL Korea, Ltd.

VERTICAL PEAK AND AVERAGE PLOT

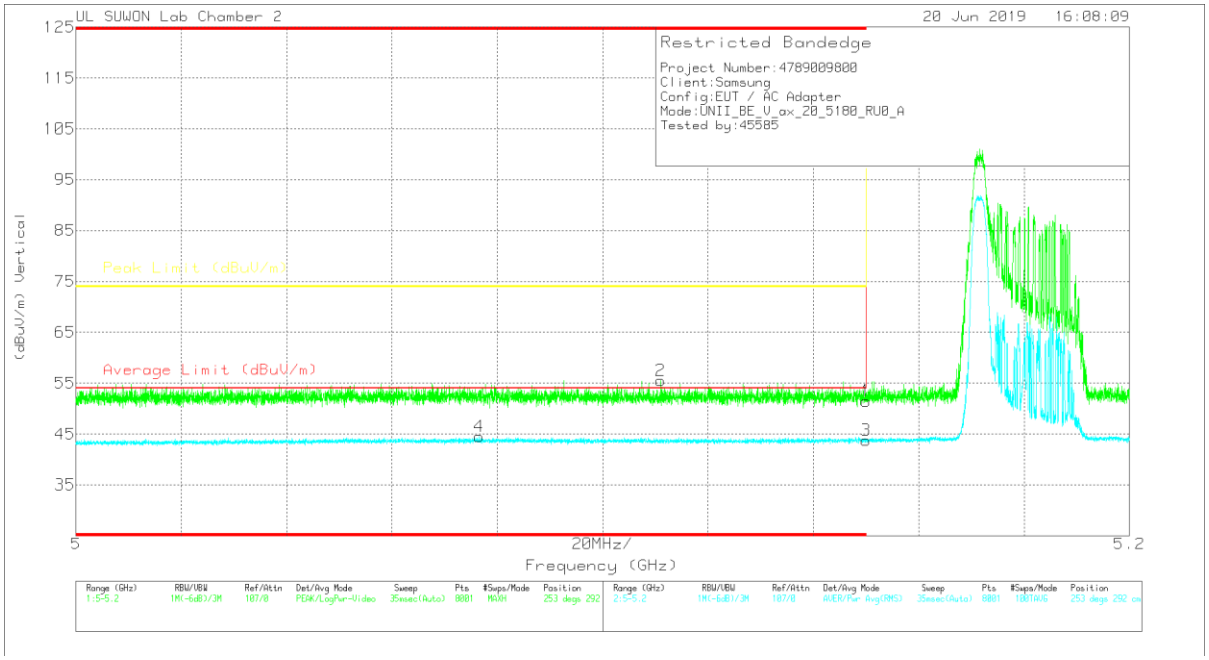

VERTICAL DATA

Trace Markers

Marker	Frequency (GHz)	Meter Reading (dBuV)	Det	3117_00168724	10dB[dB]	DC Corr (dB)	Corrected Reading (dBuV/m)	Average Limit (dBuV/m)	Margin (dB)	Peak Limit (dBuV/m)	PK Margin (dB)	Azimuth (Degs)	Height (cm)	Polarity
1	5.15	35.4	Pk	34.3	-18.2	0	51.5	-	-	74	-22.5	253	292	V
2	* 5.111	39.48	Pk	34.2	-18.2	0	55.48	-	-	74	-18.52	253	292	V
3	5.15	26.73	RMS	34.3	-17.3	0	43.73	54	-10.27	-	-	253	292	V
4	* 5.077	27.66	RMS	34.2	-17.4	0	44.46	54	-9.54	-	-	253	292	V

* - indicates frequency in CFR47 Pt 15 / IC RSS-Restricted Band
Pk - Peak detector
RMS - RMS detection

UL Korea, Ltd. Confidential
This report shall not be reproduced except in full, without the written approval of UL Korea, Ltd.

HARMONICS AND SPURIOUS EMISSIONS

HE20 SU mode (MIMO)

LOW CHANNEL HORIZONTAL

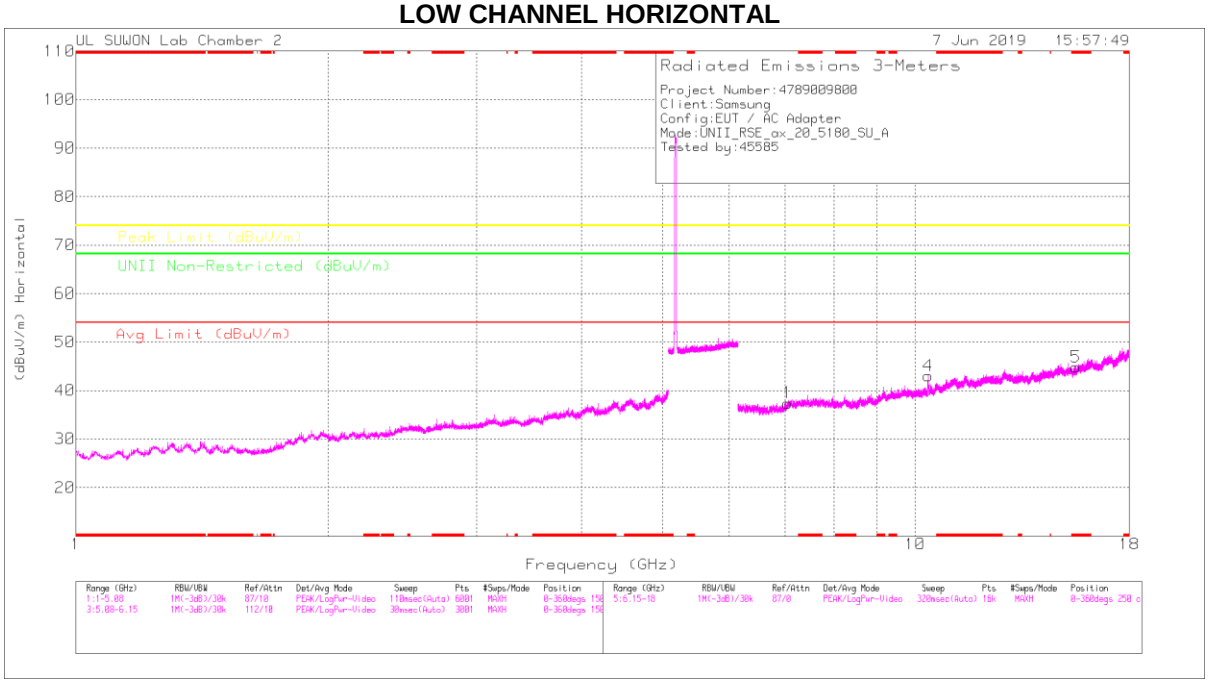

LOW CHANNEL VERTICAL

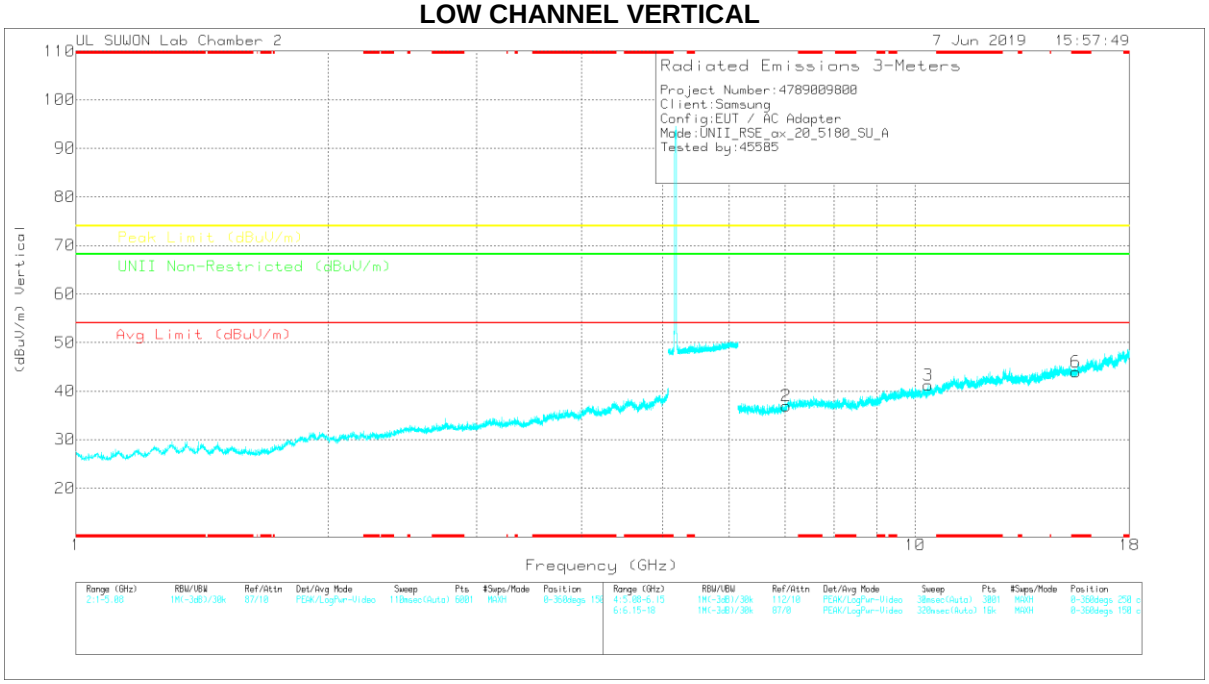

Note: Emission was scanned up to 40GHz; No emissions were detected above the noise floor which was at least 20dB below the specification limit.

UL Korea, Ltd. Confidential
This report shall not be reproduced except in full, without the written approval of UL Korea, Ltd.

LOW CHANNEL DATA

Trace Markers

Marker	Frequency (GHz)	Meter Reading (dBuV)	Det	3117_00168724	6GHz_HP[dB]	DC Corr (dB)	Corrected Reading (dBuV/m)	Avg Limit (dBuV/m)	Margin (dB)	Peak Limit (dBuV/m)	Margin (dB)	UNII Non-Restricted (dBuV/m)	Margin (dB)	Azimuth (Degs)	Height (cm)	Polarity
1	7.047	26.22	PK	35.9	-24.7	0	37.42	-	-	-	-	68.2	-30.78	0-360	250	H
4	10.36	26.54	PK	37.5	-21	0	43.04	-	-	-	-	68.2	-25.16	0-360	150	H
5	* 15.548	24.63	PK	39.9	-19.7	0	44.83	-	-	74	-29.17	-	-	0-360	150	H
2	7.024	26.46	PK	35.9	-25.4	0	36.96	-	-	-	-	68.2	-31.24	0-360	250	V
3	10.359	24.69	PK	37.5	-21	0	41.19	-	-	-	-	68.2	-27.01	0-360	150	V
6	* 15.541	23.78	PK	39.9	-19.7	0	43.98	-	-	74	-30.02	-	-	0-360	150	V

* - indicates frequency in CFR47 Pt 15 / IC RSS-Restricted Band
PK – Peak Detector

Radiated Emissions

Frequency (GHz)	Meter Reading (dBuV)	Det	3117_00168724	6GHz_HP[dB]	DC Corr (dB)	Corrected Reading (dBuV/m)	Avg Limit (dBuV/m)	Margin (dB)	Peak Limit (dBuV/m)	Margin (dB)	UNII Non-Restricted (dBuV/m)	Margin (dB)	Azimuth (Degs)	Height (cm)	Polarity
10.356	39.78	PK-U	37.5	-21	0	56.28	-	-	-	-	68.2	-11.92	138	166	H
10.361	35.94	PK-U	37.5	-21	0	52.44	-	-	-	-	68.2	-15.76	182	162	V

* - indicates frequency in CFR47 Pt 15 / IC RSS-Restricted Band
PK-U - U-NII: Maximum Peak

UL Korea, Ltd. Confidential
This report shall not be reproduced except in full, without the written approval of UL Korea, Ltd.

MID CHANNEL HORIZONTAL

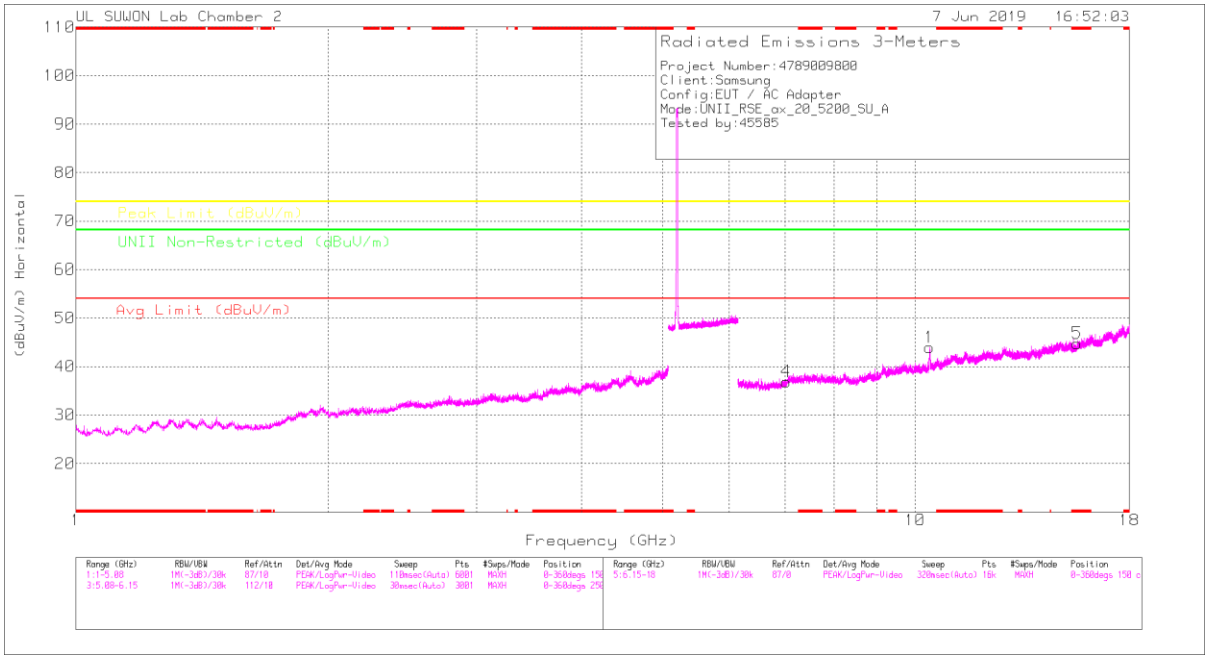

MID CHANNEL VERTICAL

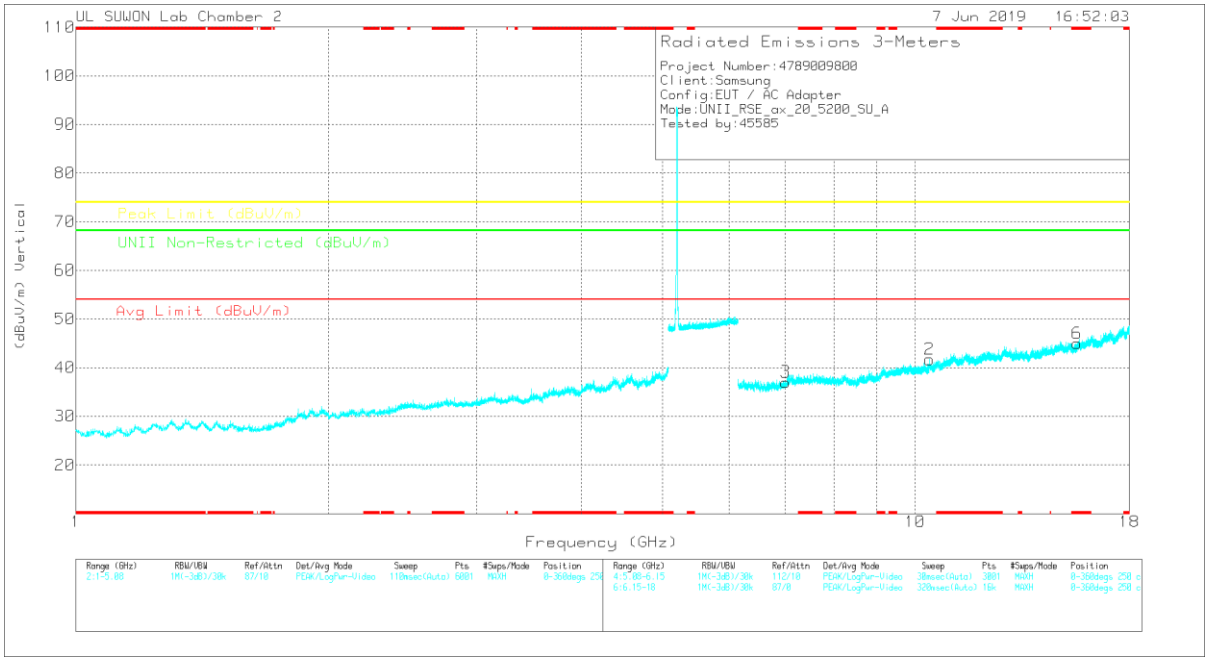

Note: Emission was scanned up to 40GHz; No emissions were detected above the noise floor which was at least 20dB below the specification limit.

UL Korea, Ltd. Confidential
This report shall not be reproduced except in full, without the written approval of UL Korea, Ltd.

MID CHANNEL DATA

Trace Markers

Marker	Frequency (GHz)	Meter Reading (dBuV)	Det	3117_00168724	6GHz_HP[dB]	DC Corr (dB)	Corrected Reading (dBuV/m)	Avg Limit (dBuV/m)	Margin (dB)	Peak Limit (dBuV/m)	Margin (dB)	UNII Non-Restricted (dBuV/m)	Margin (dB)	Azimuth (Degs)	Height (cm)	Polarity
1	10.399	27.26	PK	37.6	-20.9	0	43.96	-	-	-	-	68.2	-24.24	0-360	250	H
4	7.016	26.5	PK	35.8	-25.4	0	36.9	-	-	-	-	68.2	-31.3	0-360	150	H
5	* 15.598	24.59	PK	40	-19.8	0	44.79	-	-	74	-29.21	-	-	0-360	150	H
2	10.402	25.09	PK	37.6	-21	0	41.69	-	-	-	-	68.2	-26.51	0-360	150	V
3	7.006	26.93	PK	35.8	-25.7	0	37.03	-	-	-	-	68.2	-31.17	0-360	150	V
6	* 15.601	24.73	PK	40	-19.8	0	44.93	-	-	74	-29.07	-	-	0-360	250	V

* - indicates frequency in CFR47 Pt 15 / IC RSS-Restricted Band
PK – Peak Detector

Radiated Emissions

Frequency (GHz)	Meter Reading (dBuV)	Det	3117_00168724	6GHz_HP[dB]	DC Corr (dB)	Corrected Reading (dBuV/m)	Avg Limit (dBuV/m)	Margin (dB)	Peak Limit (dBuV/m)	Margin (dB)	UNII Non-Restricted (dBuV/m)	Margin (dB)	Azimuth (Degs)	Height (cm)	Polarity
10.405	39.66	PK-U	37.6	-20.9	0	56.36	-	-	-	-	68.2	-11.84	138	163	H
10.399	35.82	PK-U	37.6	-20.9	0	52.52	-	-	-	-	68.2	-15.68	174	151	V

* - indicates frequency in CFR47 Pt 15 / IC RSS-Restricted Band
PK-U - U-NII: Maximum Peak

UL Korea, Ltd. Confidential
This report shall not be reproduced except in full, without the written approval of UL Korea, Ltd.

HIGH CHANNEL HORIZONTAL

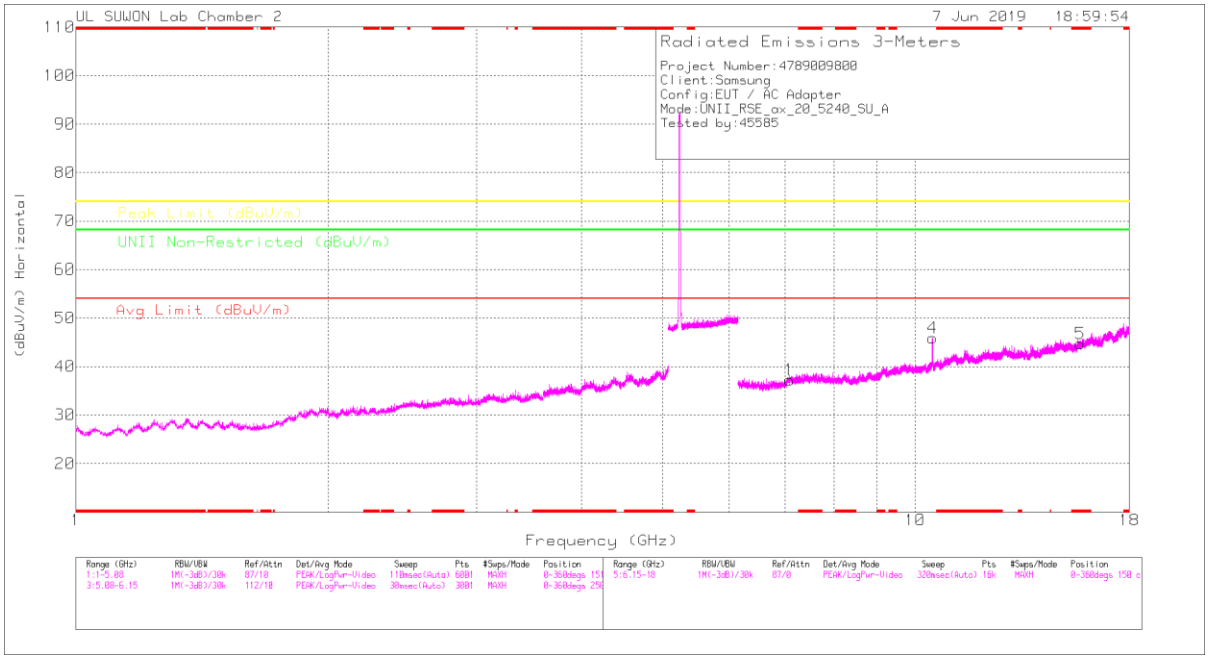

HIGH CHANNEL VERTICAL

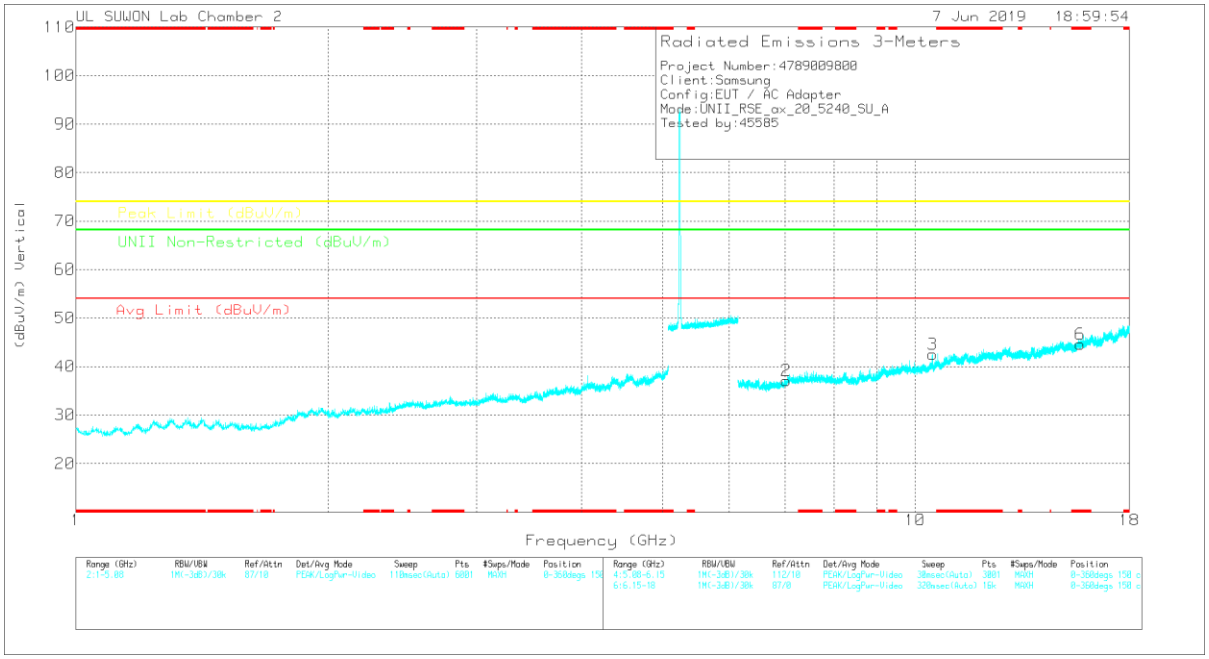

Note: Emission was scanned up to 40GHz; No emissions were detected above the noise floor which was at least 20dB below the specification limit.

UL Korea, Ltd. Confidential
This report shall not be reproduced except in full, without the written approval of UL Korea, Ltd.

HIGH CHANNEL DATA

Trace Markers

Marker	Frequency (GHz)	Meter Reading (dBuV)	Det	3117_00168724	6GHz_HP[dB]	DC Corr (dB)	Corrected Reading (dBuV/m)	Avg Limit (dBuV/m)	Margin (dB)	Peak Limit (dBuV/m)	Margin (dB)	UNII Non-Restricted (dBuV/m)	Margin (dB)	Azimuth (Degs)	Height (cm)	Polarity
1	7.079	25.24	PK	35.9	-23.9	0	37.24	-	-	-	-	68.2	-30.96	0-360	250	H
4	10.48	29.01	PK	37.7	-20.8	0	45.91	-	-	-	-	68.2	-22.29	0-360	150	H
5	* 15.721	24.17	PK	40.2	-19.6	0	44.77	-	-	74	-29.23	-	-	0-360	150	H
2	7.022	26.65	PK	35.9	-25.4	0	37.15	-	-	-	-	68.2	-31.05	0-360	150	V
3	10.481	25.64	PK	37.7	-20.8	0	42.54	-	-	-	-	68.2	-25.66	0-360	150	V
6	* 15.72	23.88	PK	40.2	-19.5	0	44.58	-	-	74	-29.42	-	-	0-360	150	V

* - indicates frequency in CFR47 Pt 15 / IC RSS-Restricted Band
PK – Peak Detector

Radiated Emissions

Frequency (GHz)	Meter Reading (dBuV)	Det	3117_00168724	6GHz_HP[dB]	DC Corr (dB)	Corrected Reading (dBuV/m)	Avg Limit (dBuV/m)	Margin (dB)	Peak Limit (dBuV/m)	Margin (dB)	UNII Non-Restricted (dBuV/m)	Margin (dB)	Azimuth (Degs)	Height (cm)	Polarity
10.479	41.07	PK-U	37.7	-20.8	0	57.97	-	-	-	-	68.2	-10.23	137	166	H
10.486	37.77	PK-U	37.7	-20.7	0	54.77	-	-	-	-	68.2	-13.43	175	145	V

* - indicates frequency in CFR47 Pt 15 / IC RSS-Restricted Band
PK-U - U-NII: Maximum Peak

UL Korea, Ltd. Confidential
This report shall not be reproduced except in full, without the written approval of UL Korea, Ltd.

HE40 SU mode (MIMO)

LOW CHANNEL HORIZONTAL

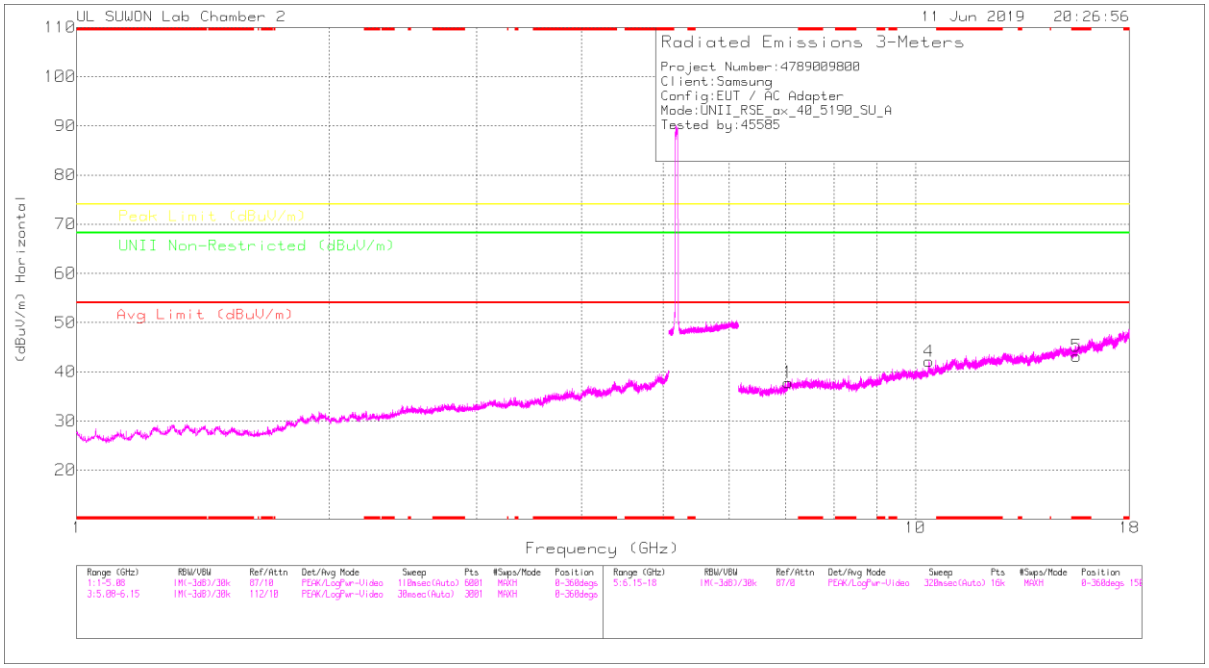

LOW CHANNEL VERTICAL

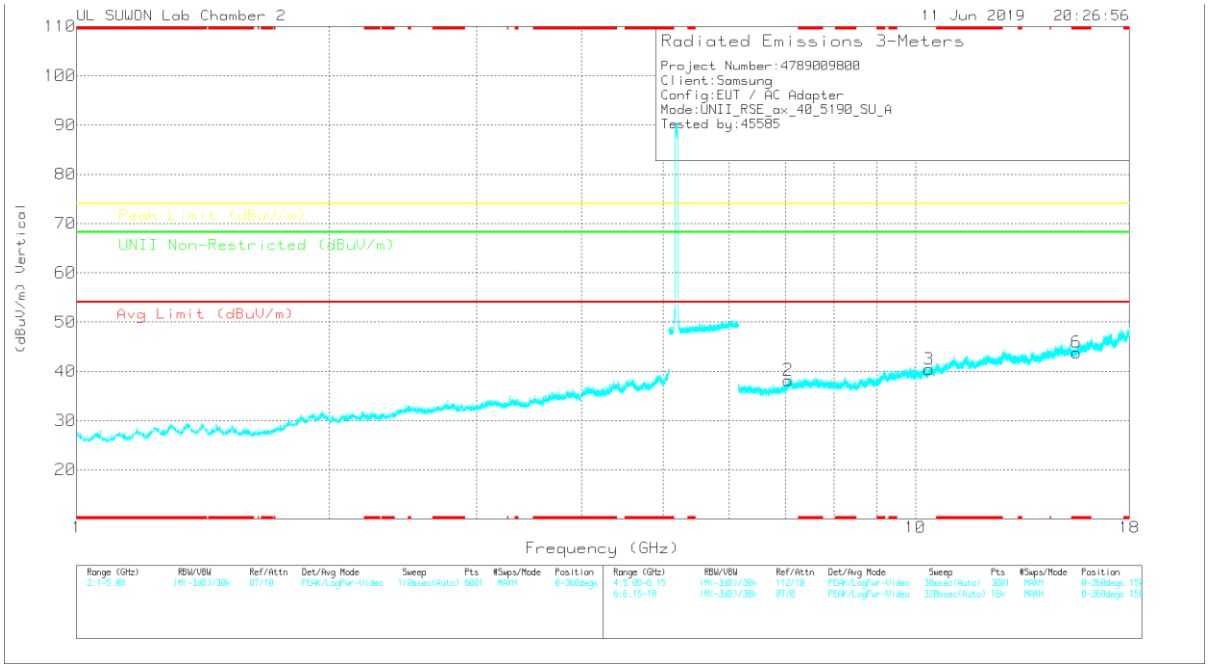

Note: Emission was scanned up to 40GHz; No emissions were detected above the noise floor which was at least 20dB below the specification limit.

UL Korea, Ltd. Confidential
This report shall not be reproduced except in full, without the written approval of UL Korea, Ltd.

LOW CHANNEL DATA

Trace Markers

Marker	Frequency (GHz)	Meter Reading (dBuV)	Det	3117_00168724	6GHz_HP[dB]	DC Corr (dB)	Corrected Reading (dBuV/m)	Avg Limit (dBuV/m)	Margin (dB)	Peak Limit (dBuV/m)	Margin (dB)	UNII Non-Restricted (dBuV/m)	Margin (dB)	Azimuth (Degs)	Height (cm)	Polarity
1	7.049	26.6	PK	35.9	-24.7	0	37.8	-	-	-	-	68.2	-30.4	0-360	150	H
4	10.378	25.47	PK	37.6	-21	0	42.07	-	-	-	-	68.2	-26.13	0-360	250	H
5	* 15.57	22.98	PK	40	-19.8	0	43.18	-	-	74	-30.82	-	-	0-360	250	H
2	7.054	26.79	PK	35.9	-24.5	0	38.19	-	-	-	-	68.2	-30.01	0-360	250	V
3	10.379	23.8	PK	37.6	-21	0	40.4	-	-	-	-	68.2	-27.8	0-360	250	V
6	* 15.57	23.63	PK	40	-19.8	0	43.83	-	-	74	-30.17	-	-	0-360	150	V

* - indicates frequency in CFR47 Pt 15 / IC RSS-Restricted Band
PK – Peak Detector

Note: Only peak measurement was performed. Because peak measurement result of unwanted emission is less than average limit (54dBuV/m).

UL Korea, Ltd. Suwon Laboratory FORM ID: FCC_15E
218 Maeyeong-ro, Yeongtong-gu, Suwon-si, Gyeonggi-do, 16675 Korea TEL: (031) 337-9902,FAX: (031) 213-5433
UL Korea, Ltd. Confidential
This report shall not be reproduced except in full, without the written approval of UL Korea, Ltd.

HIGH CHANNEL HORIZONTAL

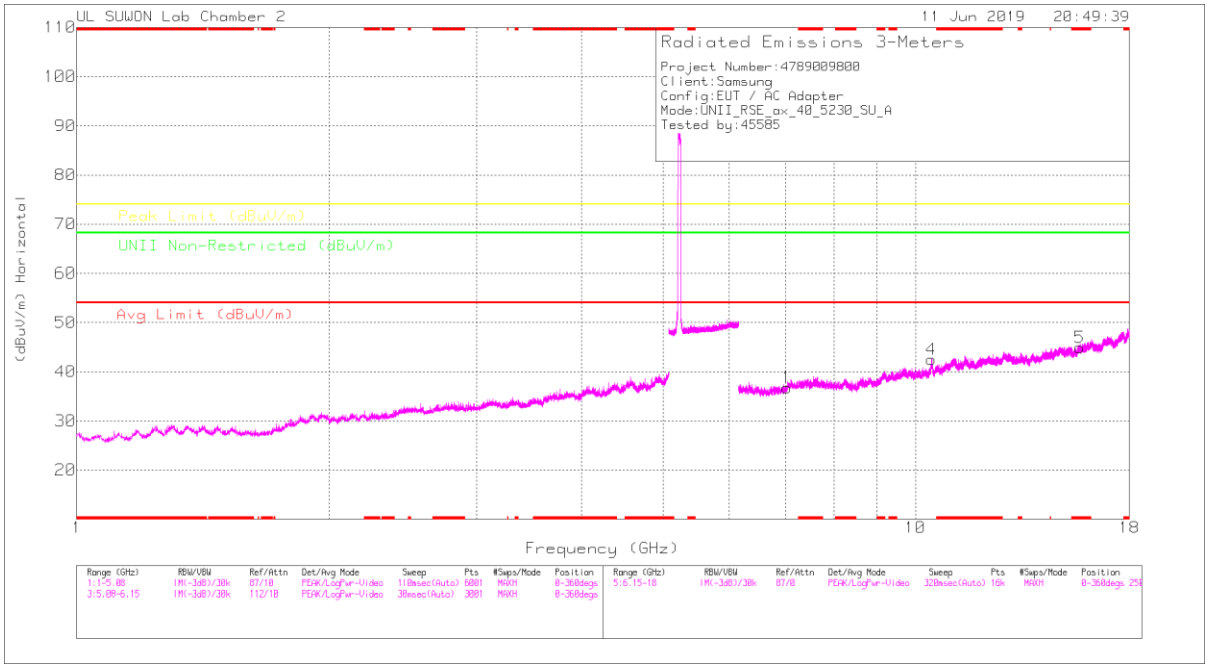

HIGH CHANNEL VERTICAL

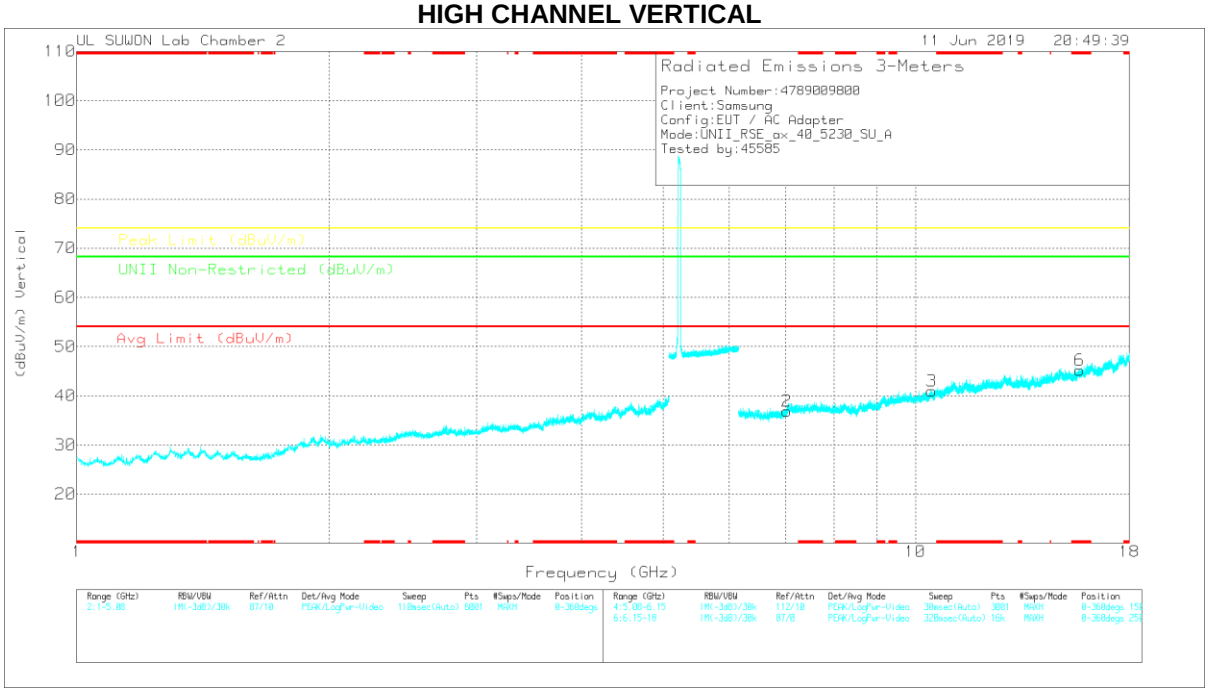

Note: Emission was scanned up to 40GHz; No emissions were detected above the noise floor which was at least 20dB below the specification limit.

UL Korea, Ltd. Confidential
This report shall not be reproduced except in full, without the written approval of UL Korea, Ltd.

HIGH CHANNEL DATA

Trace Markers

Marker	Frequency (GHz)	Meter Reading (dBuV)	Det	3117_00168724	6GHz_HP[dB]	DC Corr (dB)	Corrected Reading (dBuV/m)	Avg Limit (dBuV/m)	Margin (dB)	Peak Limit (dBuV/m)	Margin (dB)	UNII Non-Restricted (dBuV/m)	Margin (dB)	Azimuth (Degs)	Height (cm)	Polarity
1	7.031	25.99	PK	35.9	-25.1	0	36.79	-	-	-	-	68.2	-31.41	0-360	150	H
4	10.454	25.59	PK	37.6	-20.7	0	42.49	-	-	-	-	68.2	-25.71	0-360	250	H
5	* 15.694	24.53	PK	40.2	-19.8	0	44.93	-	-	74	-29.07	-	-	0-360	150	H
2	7.027	26.14	PK	35.9	-25.2	0	36.84	-	-	-	-	68.2	-31.36	0-360	250	V
3	10.459	24.05	PK	37.6	-20.7	0	40.95	-	-	-	-	68.2	-27.25	0-360	250	V
6	* 15.693	24.75	PK	40.2	-19.8	0	45.15	-	-	74	-28.85	-	-	0-360	250	V

* - indicates frequency in CFR47 Pt 15 / IC RSS-Restricted Band
PK – Peak Detector

Radiated Emissions

Frequency (GHz)	Meter Reading (dBuV)	Det	3117_00168724	6GHz_HP[dB]	DC Corr (dB)	Corrected Reading (dBuV/m)	Avg Limit (dBuV/m)	Margin (dB)	Peak Limit (dBuV/m)	Margin (dB)	UNII Non-Restricted (dBuV/m)	Margin (dB)	Azimuth (Degs)	Height (cm)	Polarity
10.472	36.36	PK-U	37.7	-20.8	0	53.26	-	-	-	-	68.2	-14.94	139	253	H
10.457	34.73	PK-U	37.6	-20.7	0	51.63	-	-	-	-	68.2	-16.57	175	130	V

* - indicates frequency in CFR47 Pt 15 / IC RSS-Restricted Band
PK-U - U-NII: Maximum Peak

UL Korea, Ltd. Confidential
This report shall not be reproduced except in full, without the written approval of UL Korea, Ltd.

HE80 SU mode (MIMO)

MID CHANNEL HORIZONTAL

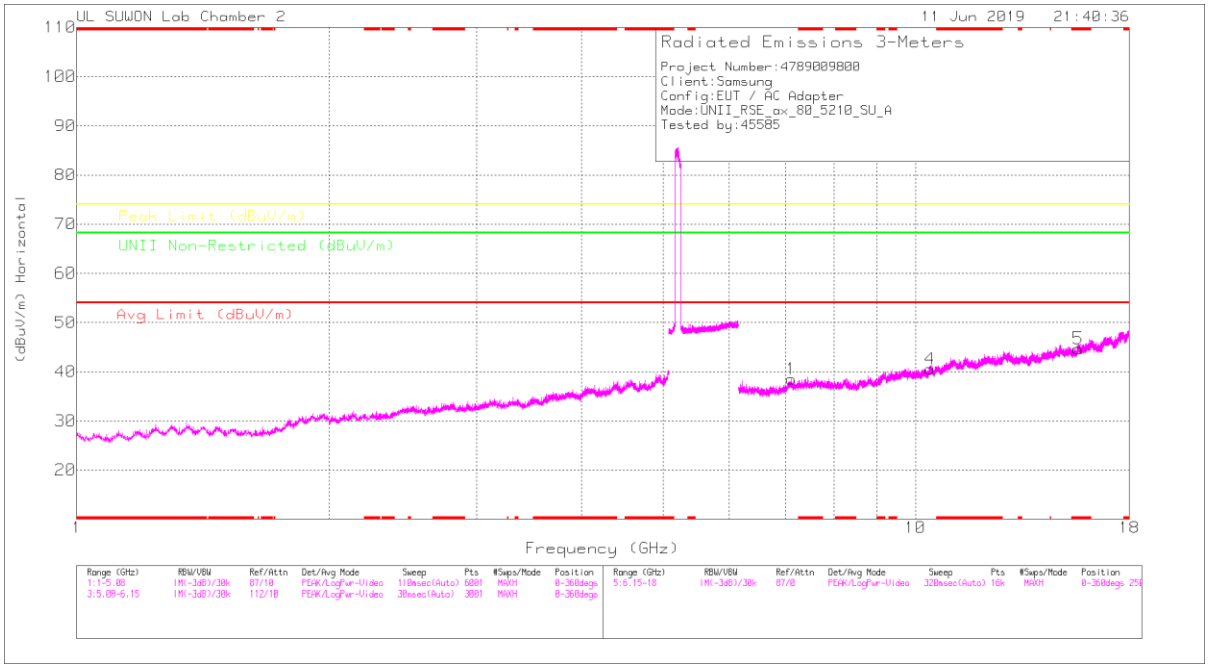

MID CHANNEL VERTICAL

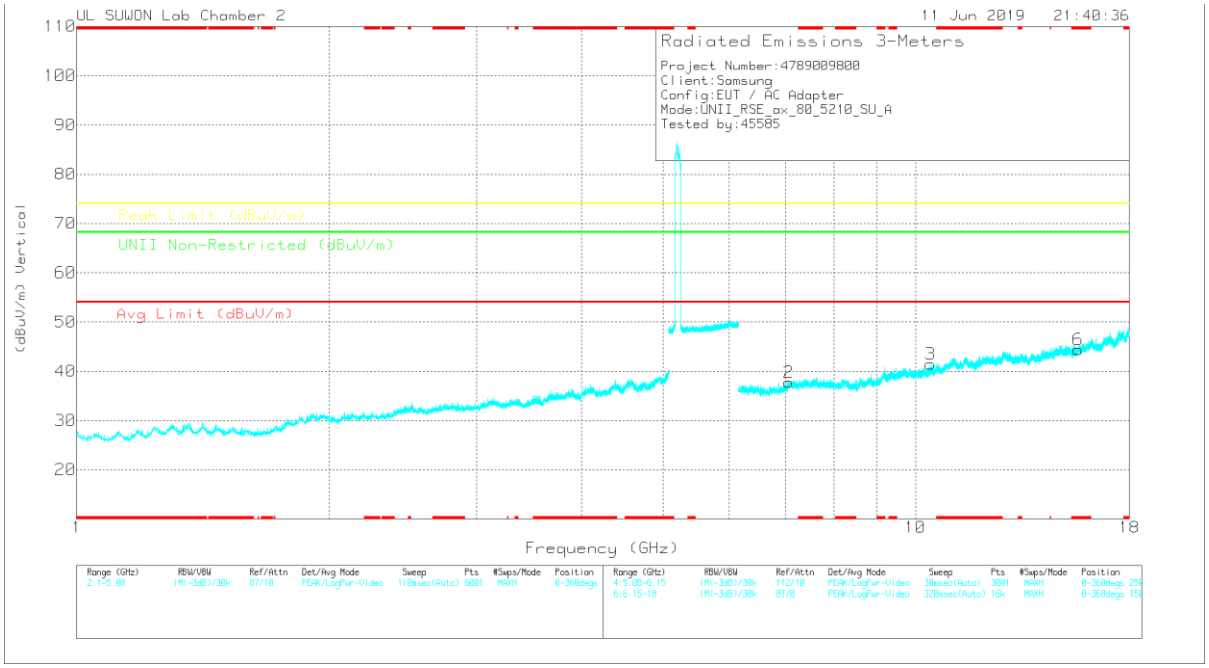

Note: Emission was scanned up to 40GHz; No emissions were detected above the noise floor which was at least 20dB below the specification limit.

UL Korea, Ltd. Confidential
This report shall not be reproduced except in full, without the written approval of UL Korea, Ltd.

MID CHANNEL DATA

Trace Markers

Marker	Frequency (GHz)	Meter Reading (dBuV)	Det	3117_00168724	6GHz_HP[dB]	DC Corr (dB)	Corrected Reading (dBuV/m)	Avg Limit (dBuV/m)	Margin (dB)	Peak Limit (dBuV/m)	Margin (dB)	UNII Non-Restricted (dBuV/m)	Margin (dB)	Azimuth (Degs)	Height (cm)	Polarity
1	7.114	26.32	PK	36	-23.8	0	38.52	-	-	-	-	68.2	-29.68	0-360	250	H
4	10.419	23.86	PK	37.6	-20.9	0	40.56	-	-	-	-	68.2	-27.64	0-360	250	H
5	* 15.632	24.49	PK	40.1	-19.9	0	44.69	-	-	74	-29.31	-	-	0-360	150	H
2	7.06	26.18	PK	35.9	-24.3	0	37.78	-	-	-	-	68.2	-30.42	0-360	150	V
3	10.422	24.73	PK	37.6	-20.9	0	41.43	-	-	-	-	68.2	-26.77	0-360	250	V
6	* 15.631	24.21	PK	40.1	-19.9	0	44.41	-	-	74	-29.59	-	-	0-360	150	V

* - indicates frequency in CFR47 Pt 15 / IC RSS-Restricted Band
PK – Peak Detector

Note: Only peak measurement was performed. Because peak measurement result of unwanted emission is less than average limit (54dBuV/m).

UL Korea, Ltd. Suwon Laboratory FORM ID: FCC_15E
218 Maeyeong-ro, Yeongtong-gu, Suwon-si, Gyeonggi-do, 16675 Korea TEL: (031) 337-9902,FAX: (031) 213-5433
UL Korea, Ltd. Confidential
This report shall not be reproduced except in full, without the written approval of UL Korea, Ltd.

HE20 RU mode (MIMO / 26T / Low: 4, Mid: 4, High: 4)

LOW CHANNEL HORIZONTAL

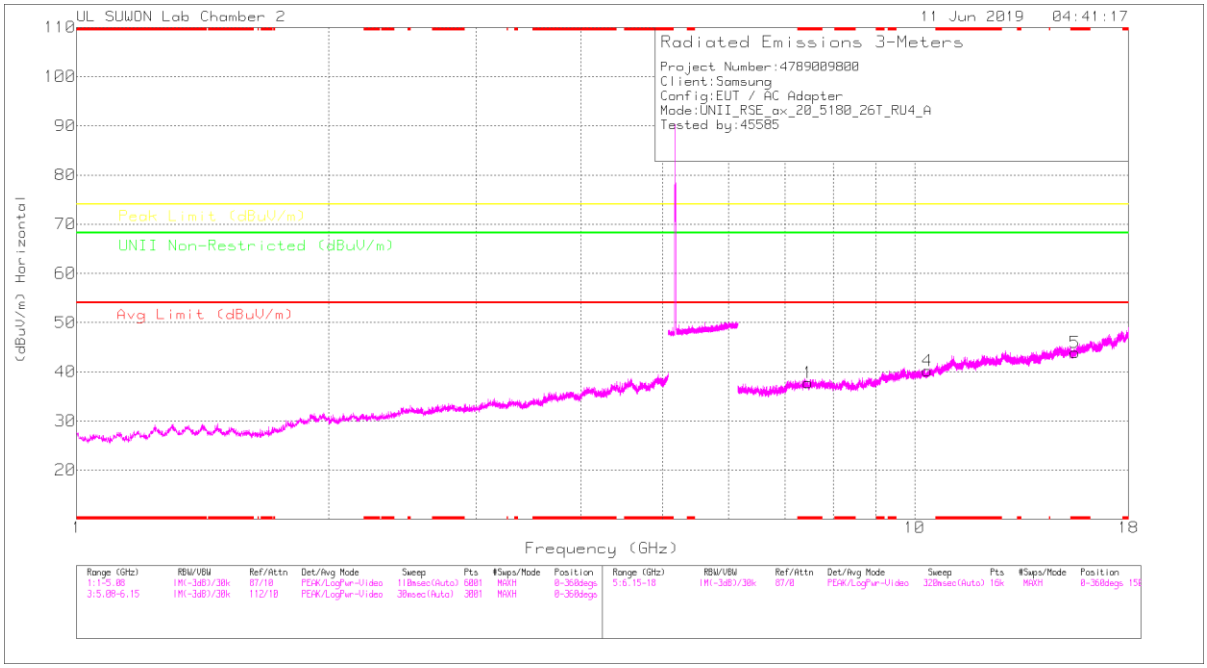

LOW CHANNEL VERTICAL

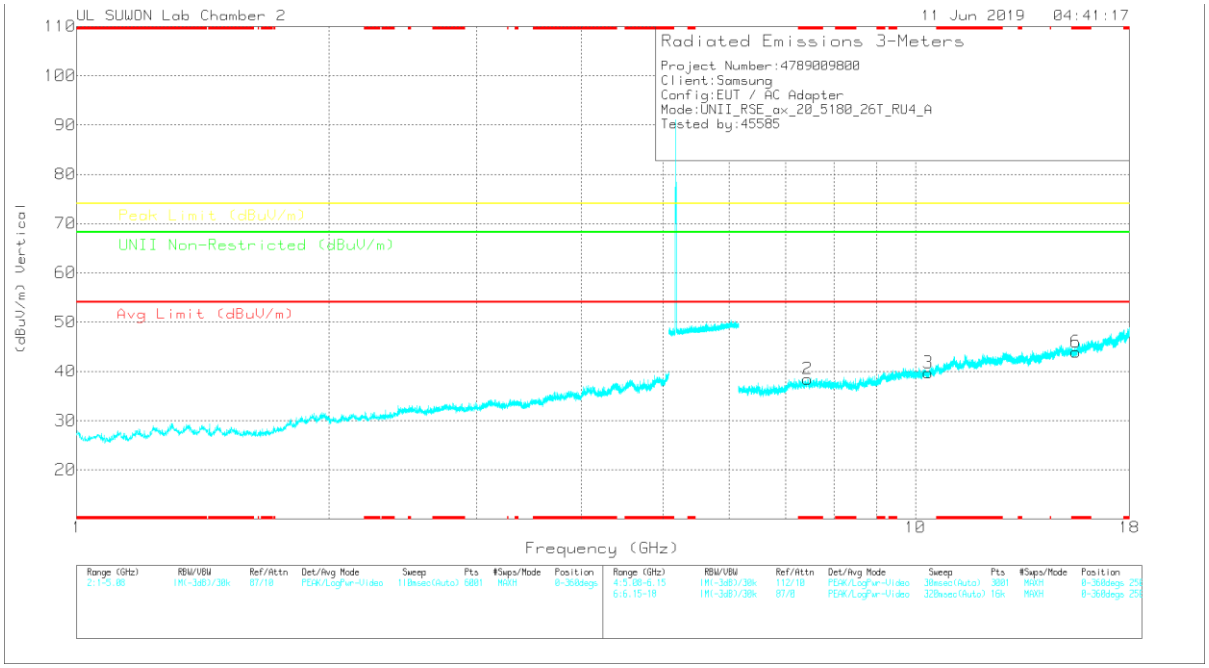

Note: Emission was scanned up to 40GHz; No emissions were detected above the noise floor which was at least 20dB below the specification limit.

UL Korea, Ltd. Suwon Laboratory FORM ID: FCC_15E
218 Maeyeong-ro, Yeongtong-gu, Suwon-si, Gyeonggi-do, 16675 Korea TEL: (031) 337-9902,FAX: (031) 213-5433
UL Korea, Ltd. Confidential
This report shall not be reproduced except in full, without the written approval of UL Korea, Ltd.

LOW CHANNEL DATA

Trace Markers

Marker	Frequency (GHz)	Meter Reading (dBuV)	Det	3117_00168724	6GHz_HP[dB]	DC Corr (dB)	Corrected Reading (dBuV/m)	Avg Limit (dBuV/m)	Margin (dB)	Peak Limit (dBuV/m)	Margin (dB)	UNII Non-Restricted (dBuV/m)	Margin (dB)	Azimuth (Degs)	Height (cm)	Polarity
1	* 7.467	26.13	PK	36.2	-24.6	0	37.73	-	-	74	-36.27	-	-	0-360	150	H
4	10.36	23.69	PK	37.5	-21	0	40.19	-	-	-	-	68.2	-28.01	0-360	250	H
5	* 15.541	23.68	PK	39.9	-19.7	0	43.88	-	-	74	-30.12	-	-	0-360	150	H
2	* 7.437	26.57	PK	36.2	-24.3	0	38.47	-	-	74	-35.53	-	-	0-360	150	V
3	10.362	23.32	PK	37.5	-21.1	0	39.72	-	-	-	-	68.2	-28.48	0-360	150	V
6	* 15.541	23.74	PK	39.9	-19.7	0	43.94	-	-	74	-30.06	-	-	0-360	150	V

* - indicates frequency in CFR47 Pt 15 / IC RSS-Restricted Band
PK – Peak Detector

Note: Only peak measurement was performed. Because peak measurement result of unwanted emission is less than average limit (54dBuV/m).

UL Korea, Ltd. Suwon Laboratory FORM ID: FCC_15E
218 Maeyeong-ro, Yeongtong-gu, Suwon-si, Gyeonggi-do, 16675 Korea TEL: (031) 337-9902,FAX: (031) 213-5433
UL Korea, Ltd. Confidential
This report shall not be reproduced except in full, without the written approval of UL Korea, Ltd.

MID CHANNEL HORIZONTAL

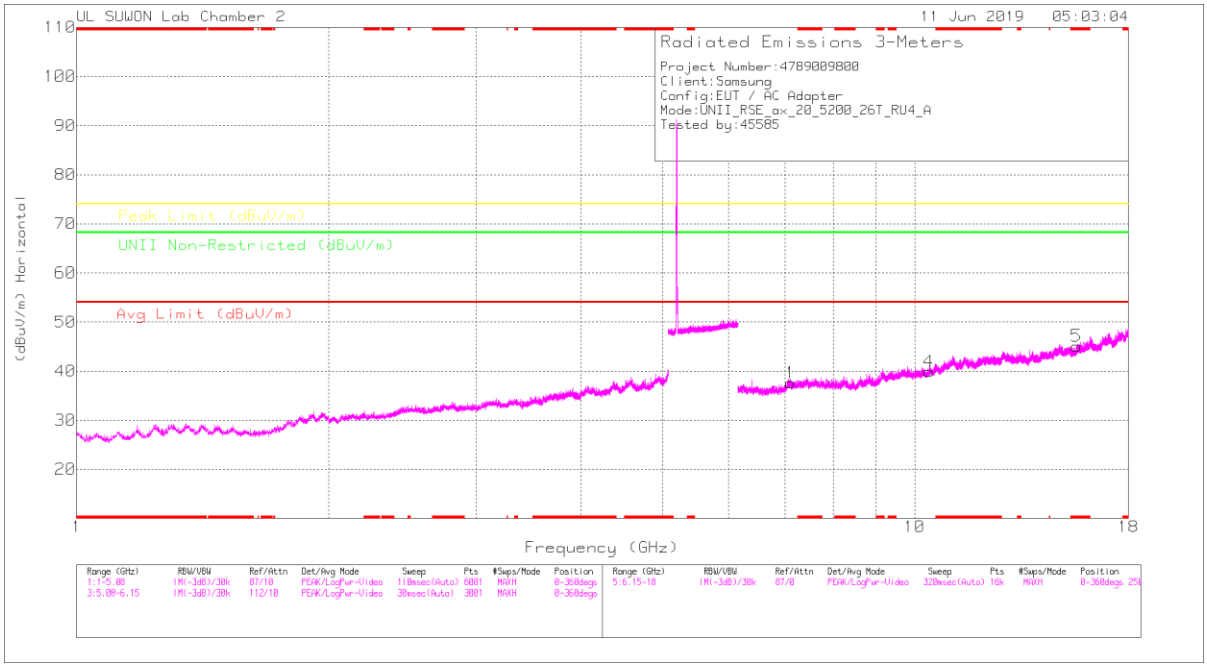

MID CHANNEL VERTICAL

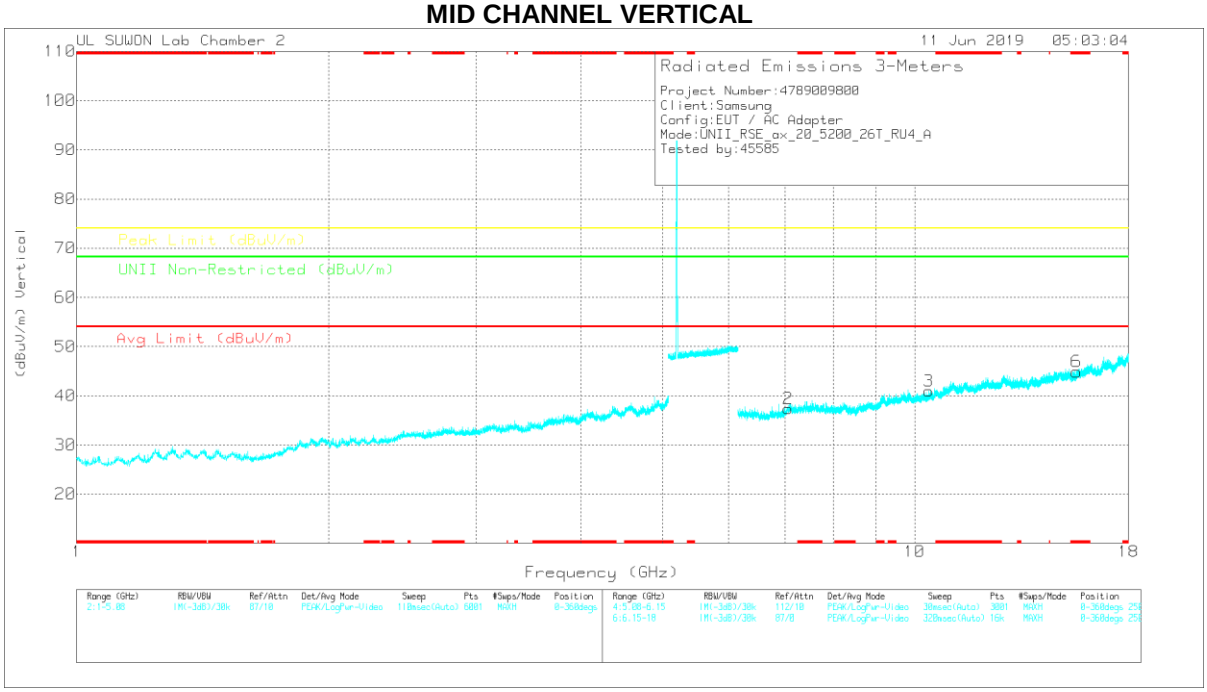

Note: Emission was scanned up to 40GHz; No emissions were detected above the noise floor which was at least 20dB below the specification limit.

UL Korea, Ltd. Confidential
This report shall not be reproduced except in full, without the written approval of UL Korea, Ltd.

MID CHANNEL DATA

Trace Markers

Marker	Frequency (GHz)	Meter Reading (dBuV)	Det	3117_00168724	6GHz_HP[dB]	DC Corr (dB)	Corrected Reading (dBuV/m)	Avg Limit (dBuV/m)	Margin (dB)	Peak Limit (dBuV/m)	Margin (dB)	UNII Non-Restricted (dBuV/m)	Margin (dB)	Azimuth (Degs)	Height (cm)	Polarity
1	7.109	25.34	PK	36	-23.7	0	37.64	-	-	-	-	68.2	-30.56	0-360	250	H
4	10.402	23.23	PK	37.6	-20.9	0	39.93	-	-	-	-	68.2	-28.27	0-360	250	H
5	* 15.602	24.89	PK	40	-19.8	0	45.09	-	-	74	-28.91	-	-	0-360	250	H
2	7.061	25.8	PK	35.9	-24.3	0	37.4	-	-	-	-	68.2	-30.8	0-360	150	V
3	10.402	24.32	PK	37.6	-21	0	40.92	-	-	-	-	68.2	-27.28	0-360	150	V
6	* 15.602	24.67	PK	40	-19.8	0	44.87	-	-	74	-29.13	-	-	0-360	150	V

* - indicates frequency in CFR47 Pt 15 / IC RSS-Restricted Band
PK – Peak Detector

Note: Only peak measurement was performed. Because peak measurement result of unwanted emission is less than average limit (54dBuV/m).

UL Korea, Ltd. Confidential
This report shall not be reproduced except in full, without the written approval of UL Korea, Ltd.

HIGH CHANNEL HORIZONTAL

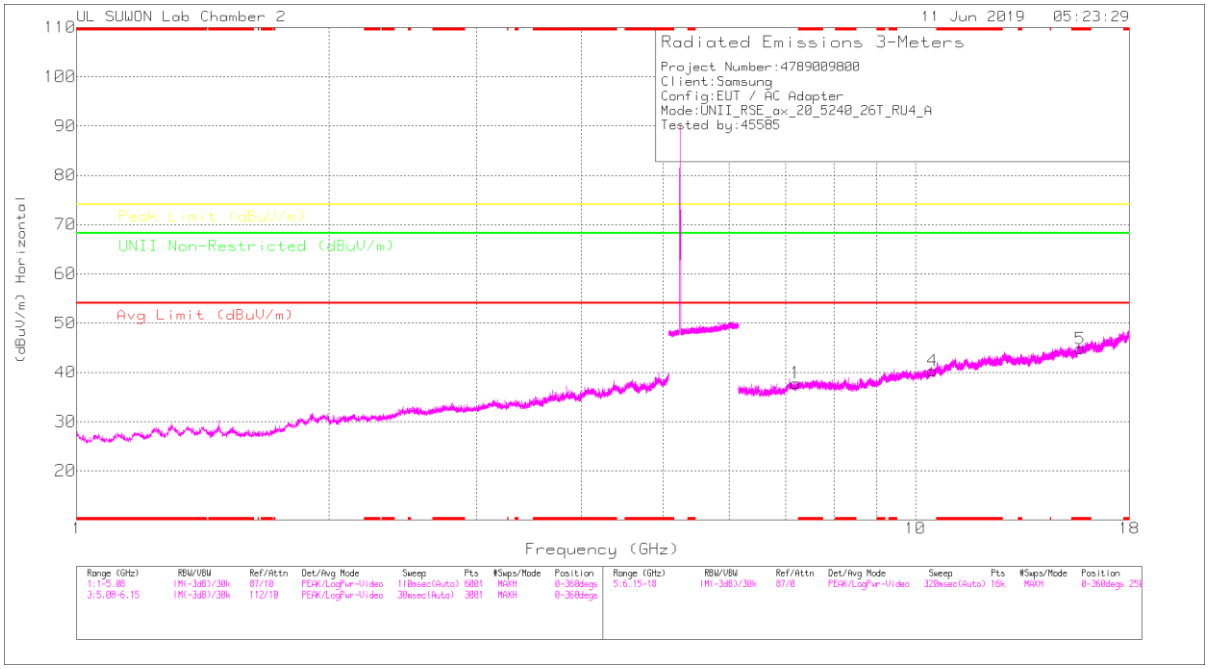

HIGH CHANNEL VERTICAL

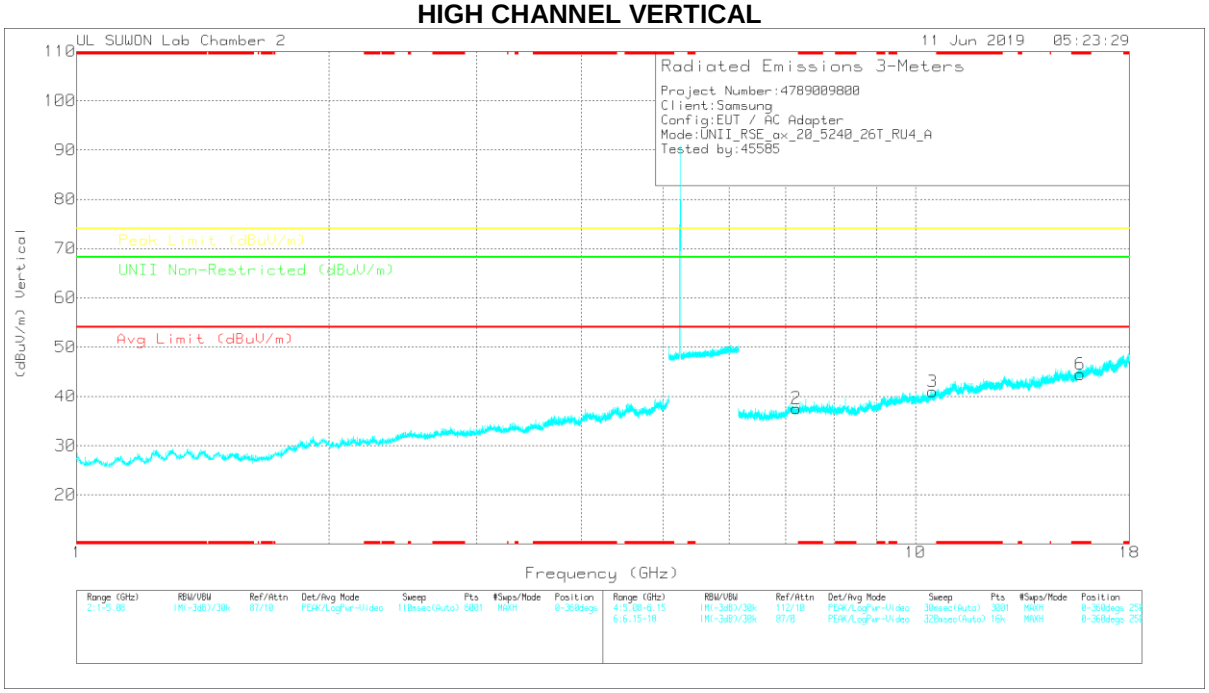

Note: Emission was scanned up to 40GHz; No emissions were detected above the noise floor which was at least 20dB below the specification limit.

UL Korea, Ltd. Confidential
This report shall not be reproduced except in full, without the written approval of UL Korea, Ltd.

HIGH CHANNEL DATA

Trace Markers

Marker	Frequency (GHz)	Meter Reading (dBuV)	Det	3117_00168724	6GHz_HP[dB]	DC Corr (dB)	Corrected Reading (dBuV/m)	Avg Limit (dBuV/m)	Margin (dB)	Peak Limit (dBuV/m)	Margin (dB)	UNII Non-Restricted (dBuV/m)	Margin (dB)	Azimuth (Degs)	Height (cm)	Polarity
1	7.203	27.11	PK	36.1	-25.4	0	37.81	-	-	-	-	68.2	-30.39	0-360	250	H
4	10.479	23.39	PK	37.7	-20.8	0	40.29	-	-	-	-	68.2	-27.91	0-360	250	H
5	* 15.719	24.17	PK	40.2	-19.6	0	44.77	-	-	74	-29.23	-	-	0-360	150	H
2	7.212	26.85	PK	36.1	-25.4	0	37.55	-	-	-	-	68.2	-30.65	0-360	150	V
3	10.48	24.05	PK	37.7	-20.8	0	40.95	-	-	-	-	68.2	-27.25	0-360	250	V
6	* 15.719	23.89	PK	40.2	-19.6	0	44.49	-	-	74	-29.51	-	-	0-360	250	V

* - indicates frequency in CFR47 Pt 15 / IC RSS-Restricted Band
PK – Peak Detector

Note: Only peak measurement was performed. Because peak measurement result of unwanted emission is less than average limit (54dBuV/m).

UL Korea, Ltd. Confidential
This report shall not be reproduced except in full, without the written approval of UL Korea, Ltd.

HE40 RU mode (MIMO / 26T / Low: 17, High: 17)

LOW CHANNEL HORIZONTAL

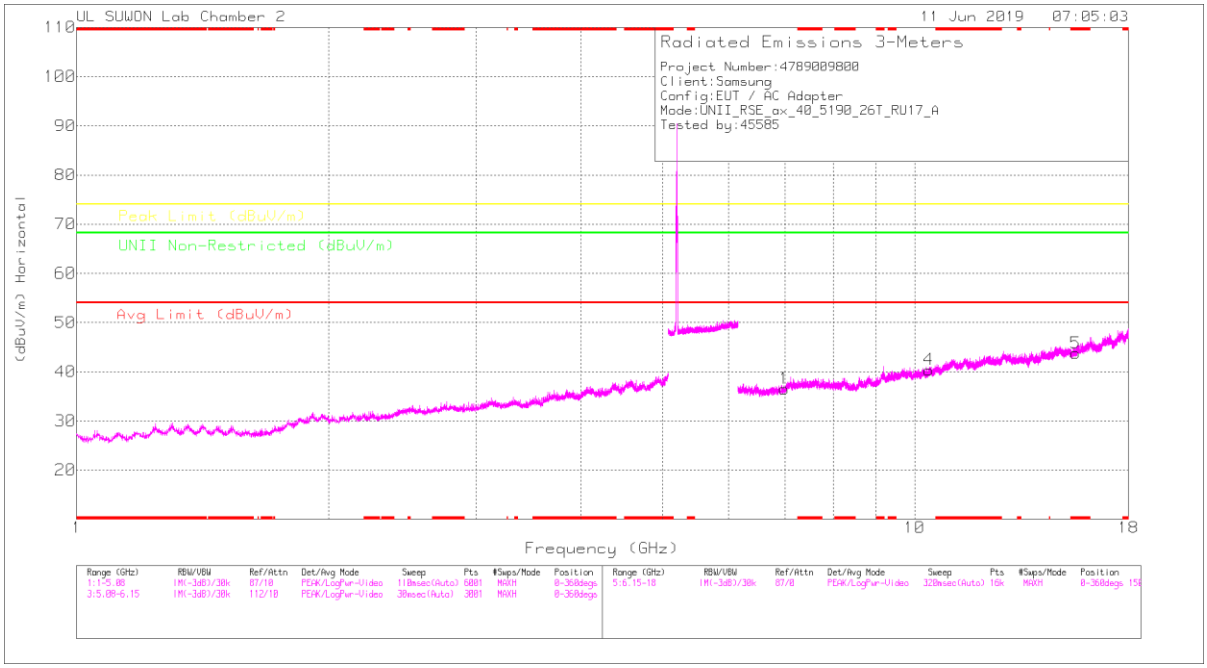

LOW CHANNEL VERTICAL

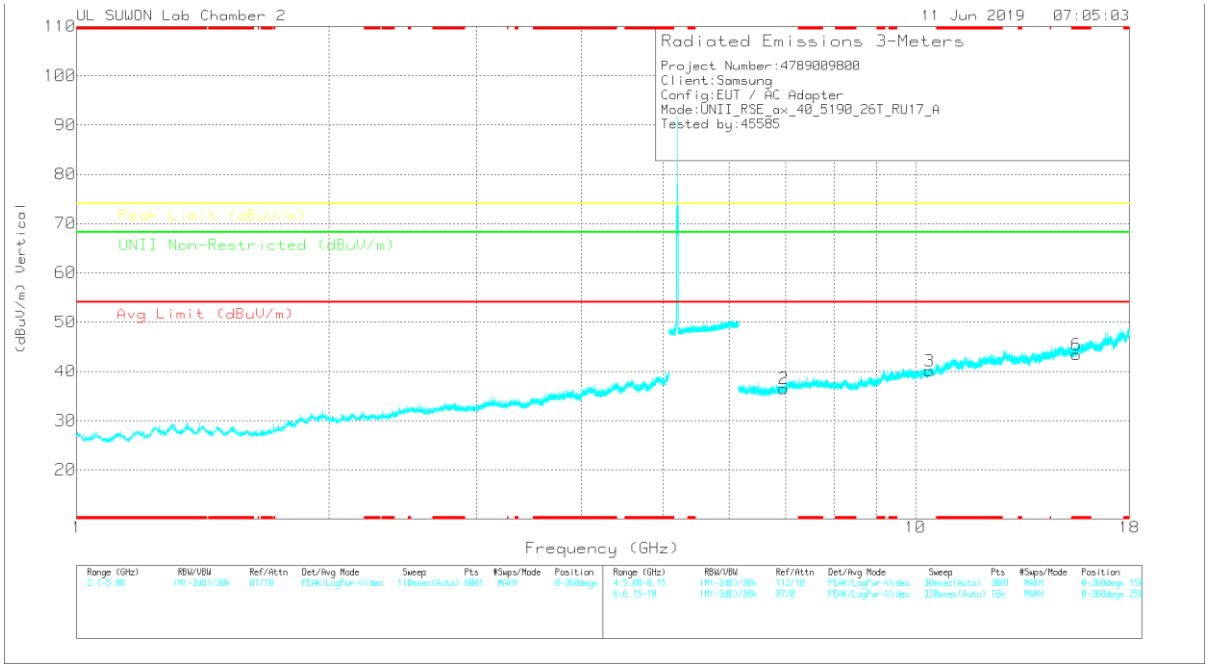

Note: Emission was scanned up to 40GHz; No emissions were detected above the noise floor which was at least 20dB below the specification limit.

UL Korea, Ltd. Suwon Laboratory FORM ID: FCC_15E
218 Maeyeong-ro, Yeongtong-gu, Suwon-si, Gyeonggi-do, 16675 Korea TEL: (031) 337-9902,FAX: (031) 213-5433
UL Korea, Ltd. Confidential
This report shall not be reproduced except in full, without the written approval of UL Korea, Ltd.

LOW CHANNEL DATA

Trace Markers

Marker	Frequency (GHz)	Meter Reading (dBuV)	Det	3117_00168724	6GHz_HP[dB]	DC Corr (dB)	Corrected Reading (dBuV/m)	Avg Limit (dBuV/m)	Margin (dB)	Peak Limit (dBuV/m)	Margin (dB)	UNII Non-Restricted (dBuV/m)	Margin (dB)	Azimuth (Degs)	Height (cm)	Polarity
1	6.988	26.45	PK	35.8	-25.7	0	36.55	-	-	-	-	68.2	-31.65	0-360	250	H
4	10.391	23.78	PK	37.6	-21	0	40.38	-	-	-	-	68.2	-27.82	0-360	250	H
5	* 15.57	23.55	PK	40	-19.8	0	43.75	-	-	74	-30.25	-	-	0-360	250	H
2	6.963	26.16	PK	35.8	-25.5	0	36.46	-	-	-	-	68.2	-31.74	0-360	150	V
3	10.39	23.46	PK	37.6	-21	0	40.06	-	-	-	-	68.2	-28.14	0-360	250	V
6	* 15.57	23.2	PK	40	-19.8	0	43.4	-	-	74	-30.6	-	-	0-360	250	V

* - indicates frequency in CFR47 Pt 15 / IC RSS-Restricted Band
PK – Peak Detector

Note: Only peak measurement was performed. Because peak measurement result of unwanted emission is less than average limit (54dBuV/m).

UL Korea, Ltd. Suwon Laboratory FORM ID: FCC_15E
218 Maeyeong-ro, Yeongtong-gu, Suwon-si, Gyeonggi-do, 16675 Korea TEL: (031) 337-9902,FAX: (031) 213-5433
UL Korea, Ltd. Confidential
This report shall not be reproduced except in full, without the written approval of UL Korea, Ltd.

HIGH CHANNEL HORIZONTAL

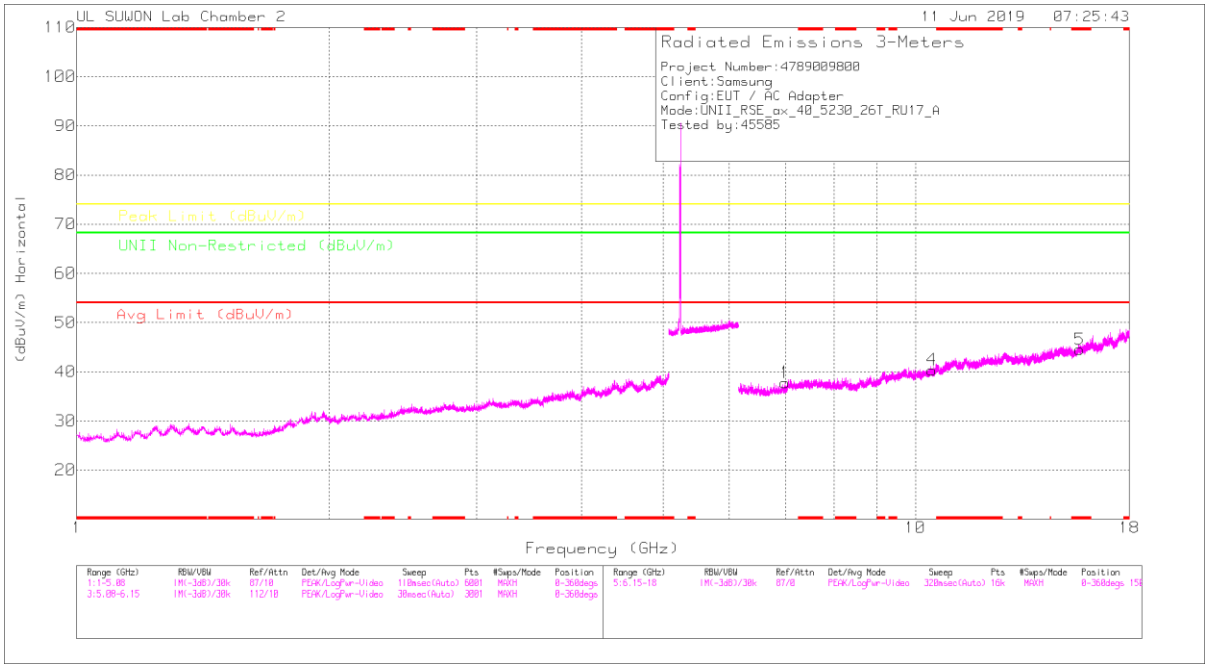

HIGH CHANNEL VERTICAL

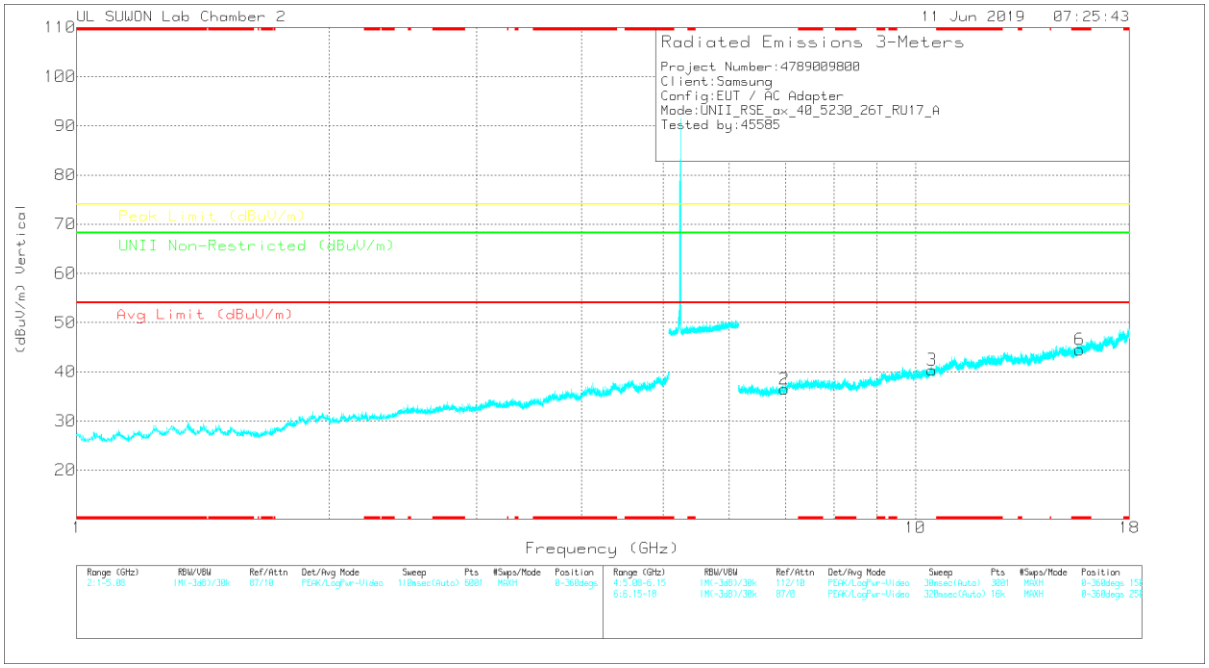

Note: Emission was scanned up to 40GHz; No emissions were detected above the noise floor which was at least 20dB below the specification limit.

UL Korea, Ltd. Confidential
This report shall not be reproduced except in full, without the written approval of UL Korea, Ltd.

HIGH CHANNEL DATA

Trace Markers

Marker	Frequency (GHz)	Meter Reading (dBuV)	Det	3117_00168724	6GHz_HP[dB]	DC Corr (dB)	Corrected Reading (dBuV/m)	Avg Limit (dBuV/m)	Margin (dB)	Peak Limit (dBuV/m)	Margin (dB)	UNII Non-Restricted (dBuV/m)	Margin (dB)	Azimuth (Degs)	Height (cm)	Polarity
1	6.988	27.69	PK	35.8	-25.7	0	37.79	-	-	-	-	68.2	-30.41	0-360	250	H
4	10.461	23.47	PK	37.6	-20.7	0	40.37	-	-	-	-	68.2	-27.83	0-360	250	H
5	* 15.691	24.12	PK	40.2	-19.8	0	44.52	-	-	74	-29.48	-	-	0-360	250	H
2	6.982	26.4	PK	35.8	-25.7	0	36.5	-	-	-	-	68.2	-31.7	0-360	250	V
3	10.461	23.45	PK	37.6	-20.7	0	40.35	-	-	-	-	68.2	-27.85	0-360	250	V
6	* 15.69	24.08	PK	40.2	-19.8	0	44.48	-	-	74	-29.52	-	-	0-360	150	V

* - indicates frequency in CFR47 Pt 15 / IC RSS-Restricted Band
PK – Peak Detector

Note: Only peak measurement was performed. Because peak measurement result of unwanted emission is less than average limit (54dBuV/m).

UL Korea, Ltd. Suwon Laboratory FORM ID: FCC_15E
218 Maeyeong-ro, Yeongtong-gu, Suwon-si, Gyeonggi-do, 16675 Korea TEL: (031) 337-9902,FAX: (031) 213-5433
UL Korea, Ltd. Confidential
This report shall not be reproduced except in full, without the written approval of UL Korea, Ltd.

HE80 RU mode (MIMO / 26T / Mid: 18)

MID CHANNEL HORIZONTAL

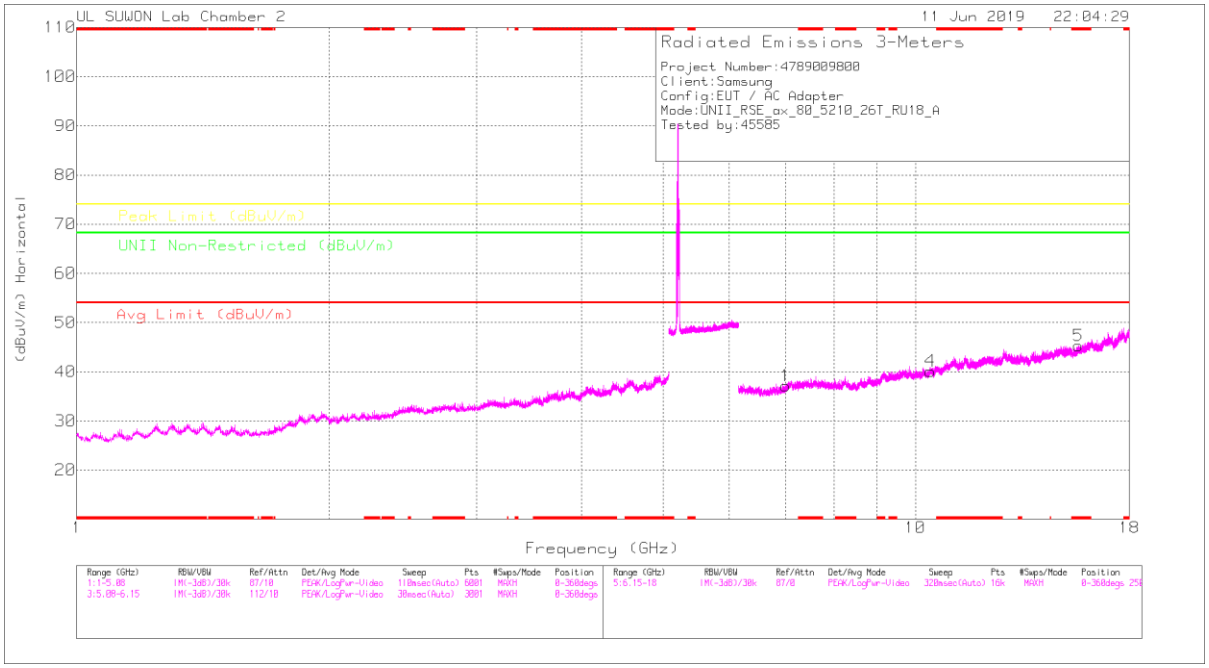

MID CHANNEL VERTICAL

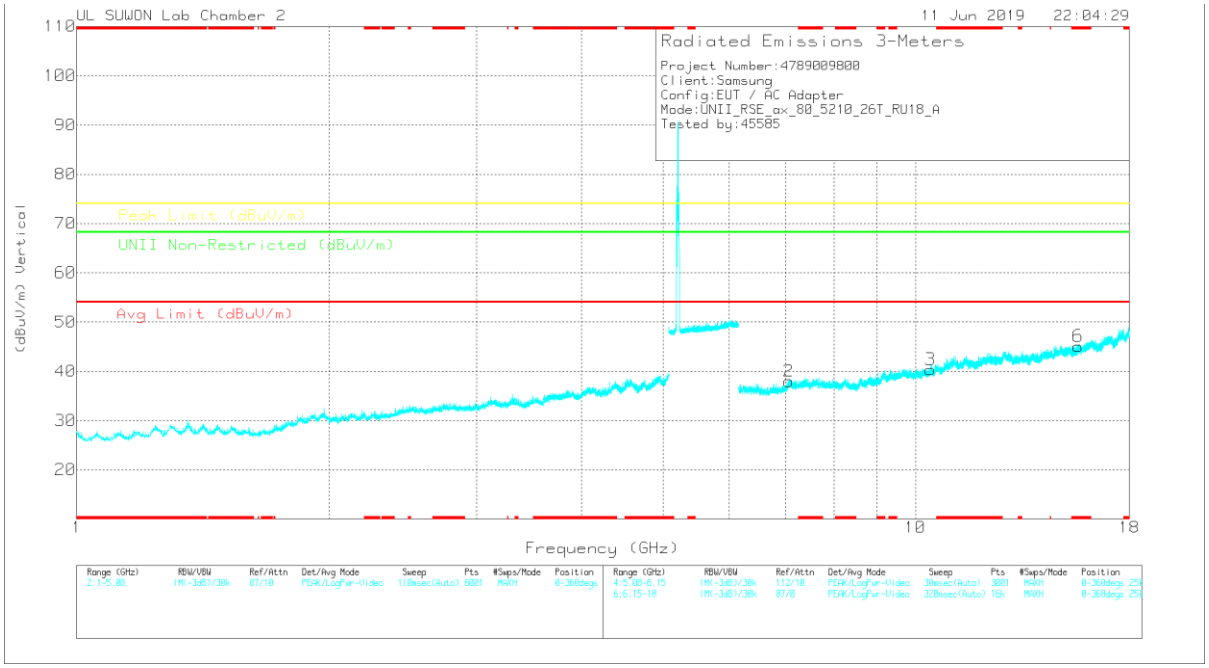

Note: Emission was scanned up to 40GHz; No emissions were detected above the noise floor which was at least 20dB below the specification limit.

UL Korea, Ltd. Suwon Laboratory FORM ID: FCC_15E
218 Maeyeong-ro, Yeongtong-gu, Suwon-si, Gyeonggi-do, 16675 Korea TEL: (031) 337-9902,FAX: (031) 213-5433
UL Korea, Ltd. Confidential
This report shall not be reproduced except in full, without the written approval of UL Korea, Ltd.

MID CHANNEL DATA

Trace Markers

Marker	Frequency (GHz)	Meter Reading (dBuV)	Det	3117_00168724	6GHz_HP[dB]	DC Corr (dB)	Corrected Reading (dBuV/m)	Avg Limit (dBuV/m)	Margin (dB)	Peak Limit (dBuV/m)	Margin (dB)	UNII Non-Restricted (dBuV/m)	Margin (dB)	Azimuth (Degs)	Height (cm)	Polarity
1	7.007	26.94	PK	35.8	-25.6	0	37.14	-	-	-	-	68.2	-31.06	0-360	150	H
4	10.421	23.42	PK	37.6	-20.9	0	40.12	-	-	-	-	68.2	-28.08	0-360	150	H
5	* 15.637	25.08	PK	40.1	-19.9	0	45.28	-	-	74	-28.72	-	-	0-360	150	H
2	7.065	26.27	PK	35.9	-24.2	0	37.97	-	-	-	-	68.2	-30.23	0-360	150	V
3	10.422	23.66	PK	37.6	-20.9	0	40.36	-	-	-	-	68.2	-27.84	0-360	150	V
6	* 15.632	24.89	PK	40.1	-19.9	0	45.09	-	-	74	-28.91	-	-	0-360	150	V

* - indicates frequency in CFR47 Pt 15 / IC RSS-Restricted Band
PK – Peak Detector

Note: Only peak measurement was performed. Because peak measurement result of unwanted emission is less than average limit (54dBuV/m).

UL Korea, Ltd. Suwon Laboratory FORM ID: FCC_15E
218 Maeyeong-ro, Yeongtong-gu, Suwon-si, Gyeonggi-do, 16675 Korea TEL: (031) 337-9902,FAX: (031) 213-5433
UL Korea, Ltd. Confidential
This report shall not be reproduced except in full, without the written approval of UL Korea, Ltd.

11.6. 5.3 GHz_2Tx (MIMO)

11.6.1.TX ABOVE 1GHz 802.11ax MODE IN THE 5.3GHz BAND

RESTRICTED BANDEDGE (HIGH CHANNEL)

HE20 SU mode (MIMO)

HORIZONTAL PEAK AND AVERAGE PLOT

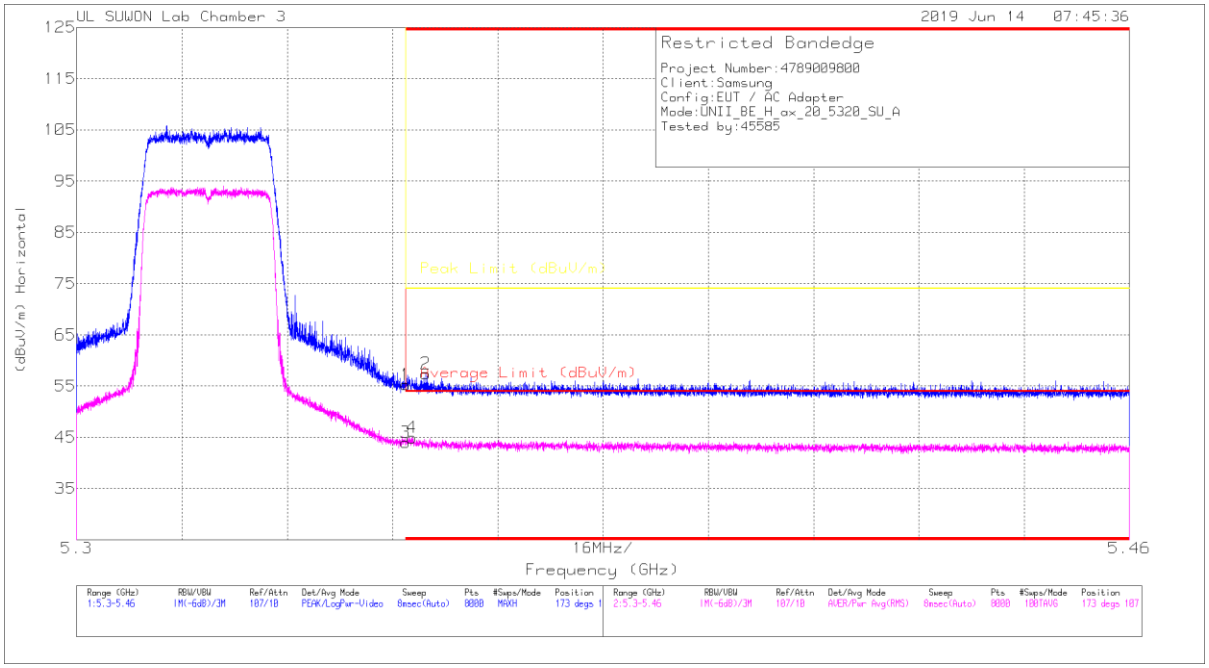

HORIZONTAL DATA

Trace Markers

Marker	Frequency (GHz)	Meter Reading (dBuV)	Det	3117_00205959	10dB[dB]	DC Corr (dB)	Corrected Reading (dBuV/m)	Average Limit (dBuV/m)	Margin (dB)	Peak Limit (dBuV/m)	PK Margin (dB)	Azimuth (Degs)	Height (cm)	Polarity
1	* 5.35	39.29	Pk	34.7	-18.7	0	55.29	-	-	74	-18.71	173	107	H
2	* 5.353	41.5	Pk	34.7	-18.8	0	57.4	-	-	74	-16.6	173	107	H
3	* 5.35	28.37	RMS	34.7	-19.1	0	43.97	54	-10.03	-	-	173	107	H
4	* 5.351	29.34	RMS	34.7	-19.1	0	44.94	54	-9.06	-	-	173	107	H

* - indicates frequency in CFR47 Pt 15 / IC RSS-Restricted Band
Pk - Peak detector
RMS - RMS detection

UL Korea, Ltd. Confidential
This report shall not be reproduced except in full, without the written approval of UL Korea, Ltd.

VERTICAL PEAK AND AVERAGE PLOT

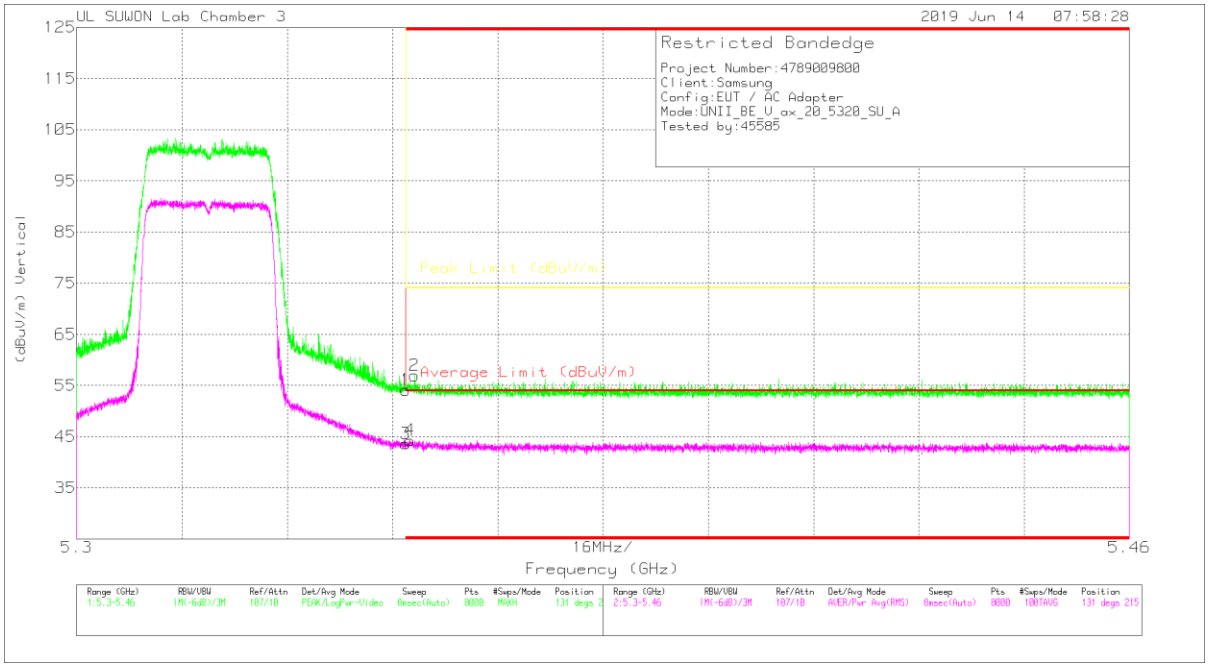

VERTICAL DATA

Trace Markers

Marker	Frequency (GHz)	Meter Reading (dBuV)	Det	3117_00205959	10dB[dB]	DC Corr (dB)	Corrected Reading (dBuV/m)	Average Limit (dBuV/m)	Margin (dB)	Peak Limit (dBuV/m)	PK Margin (dB)	Azimuth (Degs)	Height (cm)	Polarity
1	* 5.35	38.14	Pk	34.7	-18.7	0	54.14	-	-	74	-19.86	131	215	V
2	* 5.351	40.96	Pk	34.7	-18.7	0	56.96	-	-	74	-17.04	131	215	V
3	* 5.35	28.01	RMS	34.7	-19.1	0	43.61	54	-10.39	-	-	131	215	V
4	* 5.351	28.7	RMS	34.7	-19.1	0	44.3	54	-9.7	-	-	131	215	V

* - indicates frequency in CFR47 Pt 15 / IC RSS-Restricted Band
Pk - Peak detector
RMS - RMS detection

UL Korea, Ltd. Confidential
This report shall not be reproduced except in full, without the written approval of UL Korea, Ltd.

HE40 SU mode (MIMO)

HORIZONTAL PEAK AND AVERAGE PLOT

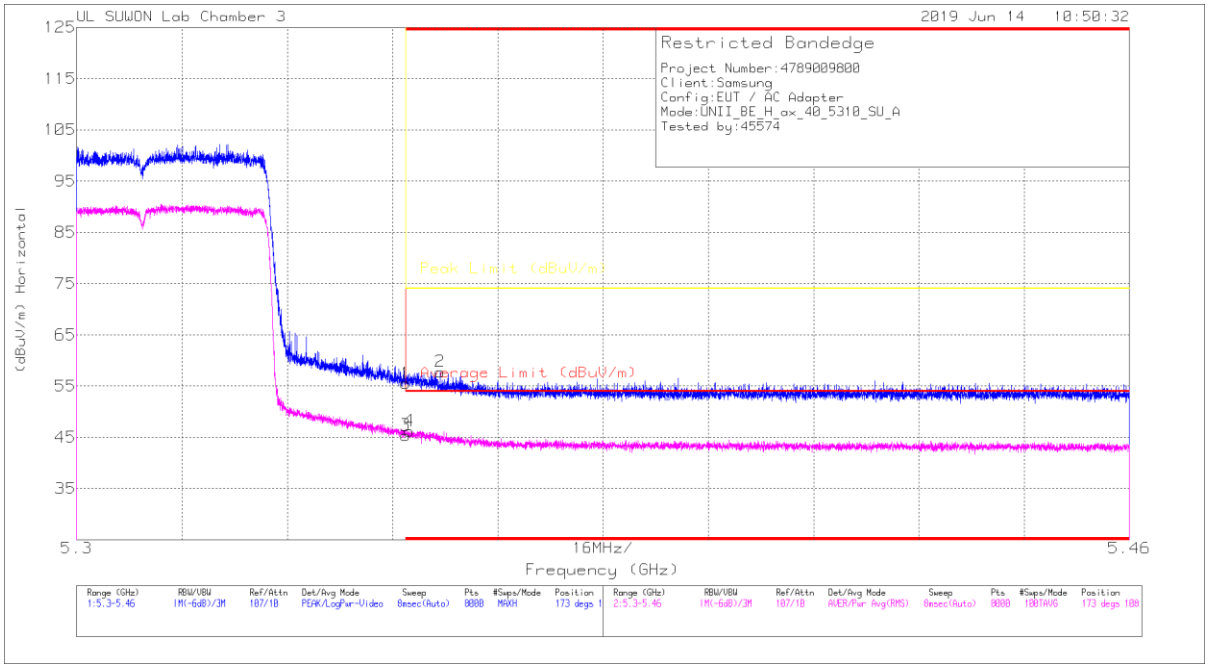

HORIZONTAL DATA

Trace Markers

Marker	Frequency (GHz)	Meter Reading (dBuV)	Det	3117_00205959	10dB[dB]	DC Corr (dB)	Corrected Reading (dBuV/m)	Average Limit (dBuV/m)	Margin (dB)	Peak Limit (dBuV/m)	PK Margin (dB)	Azimuth (Degs)	Height (cm)	Polarity
1	* 5.35	39.5	Pk	34.7	-18.7	0	55.5	-	-	74	-18.5	173	108	H
2	* 5.355	41.9	Pk	34.7	-18.8	0	57.8	-	-	74	-16.2	173	108	H
3	* 5.35	29.8	RMS	34.7	-19.1	0	45.4	54	-8.6	-	-	173	108	H
4	* 5.351	30.65	RMS	34.7	-19.1	0	46.25	54	-7.75	-	-	173	108	H

* - indicates frequency in CFR47 Pt 15 / IC RSS-Restricted Band
Pk - Peak detector
RMS - RMS detection

UL Korea, Ltd. Confidential
This report shall not be reproduced except in full, without the written approval of UL Korea, Ltd.

VERTICAL PEAK AND AVERAGE PLOT

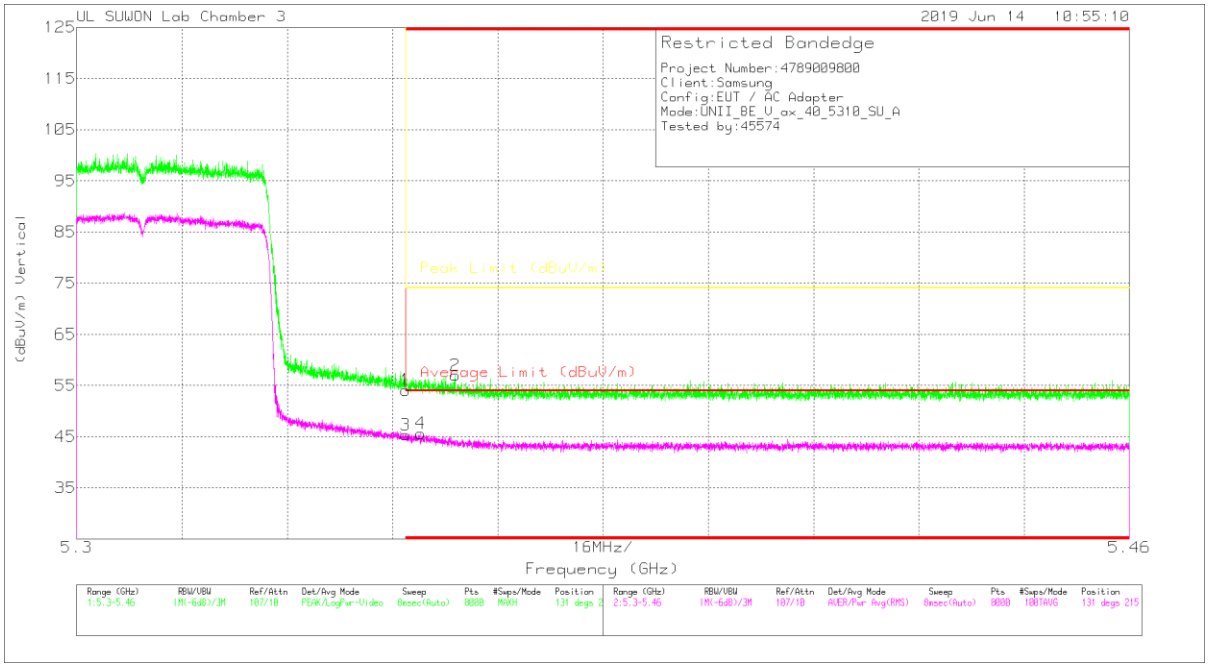

VERTICAL DATA

Trace Markers

Marker	Frequency (GHz)	Meter Reading (dBuV)	Det	3117_00205959	10dB[dB]	DC Corr (dB)	Corrected Reading (dBuV/m)	Average Limit (dBuV/m)	Margin (dB)	Peak Limit (dBuV/m)	PK Margin (dB)	Azimuth (Degs)	Height (cm)	Polarity
1	* 5.35	38.1	Pk	34.7	-18.7	0	54.1	-	-	74	-19.9	131	215	V
2	* 5.358	40.97	Pk	34.7	-18.7	0	56.97	-	-	74	-17.03	131	215	V
3	* 5.35	29.73	RMS	34.7	-19.1	0	45.33	54	-8.67	-	-	131	215	V
4	* 5.352	30.04	RMS	34.7	-19.1	0	45.64	54	-8.36	-	-	131	215	V

* - indicates frequency in CFR47 Pt 15 / IC RSS-Restricted Band
Pk - Peak detector
RMS - RMS detection

UL Korea, Ltd. Confidential
This report shall not be reproduced except in full, without the written approval of UL Korea, Ltd.

HE80 SU mode (MIMO)

HORIZONTAL PEAK AND AVERAGE PLOT

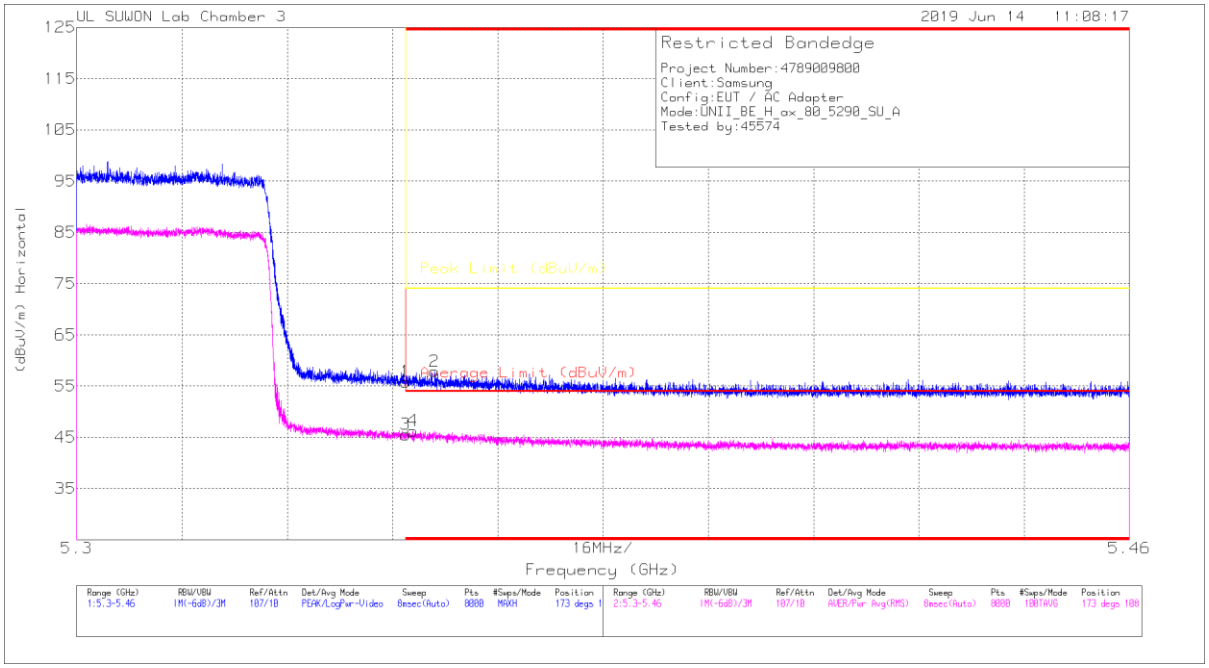

HORIZONTAL DATA

Trace Markers

Marker	Frequency (GHz)	Meter Reading (dBuV)	Det	3117_00205959	10dB[dB]	DC Corr (dB)	Corrected Reading (dBuV/m)	Average Limit (dBuV/m)	Margin (dB)	Peak Limit (dBuV/m)	PK Margin (dB)	Azimuth (Degs)	Height (cm)	Polarity
1	* 5.35	39.82	Pk	34.7	-18.7	0	55.82	-	-	74	-18.18	173	108	H
2	* 5.354	41.84	Pk	34.7	-18.7	0	57.84	-	-	74	-16.16	173	108	H
3	* 5.35	29.95	RMS	34.7	-19.1	0	45.55	54	-8.45	-	-	173	108	H
4	* 5.351	30.65	RMS	34.7	-19.1	0	46.25	54	-7.75	-	-	173	108	H

* - indicates frequency in CFR47 Pt 15 / IC RSS-Restricted Band
Pk - Peak detector
RMS - RMS detection

UL Korea, Ltd. Confidential
This report shall not be reproduced except in full, without the written approval of UL Korea, Ltd.

VERTICAL PEAK AND AVERAGE PLOT

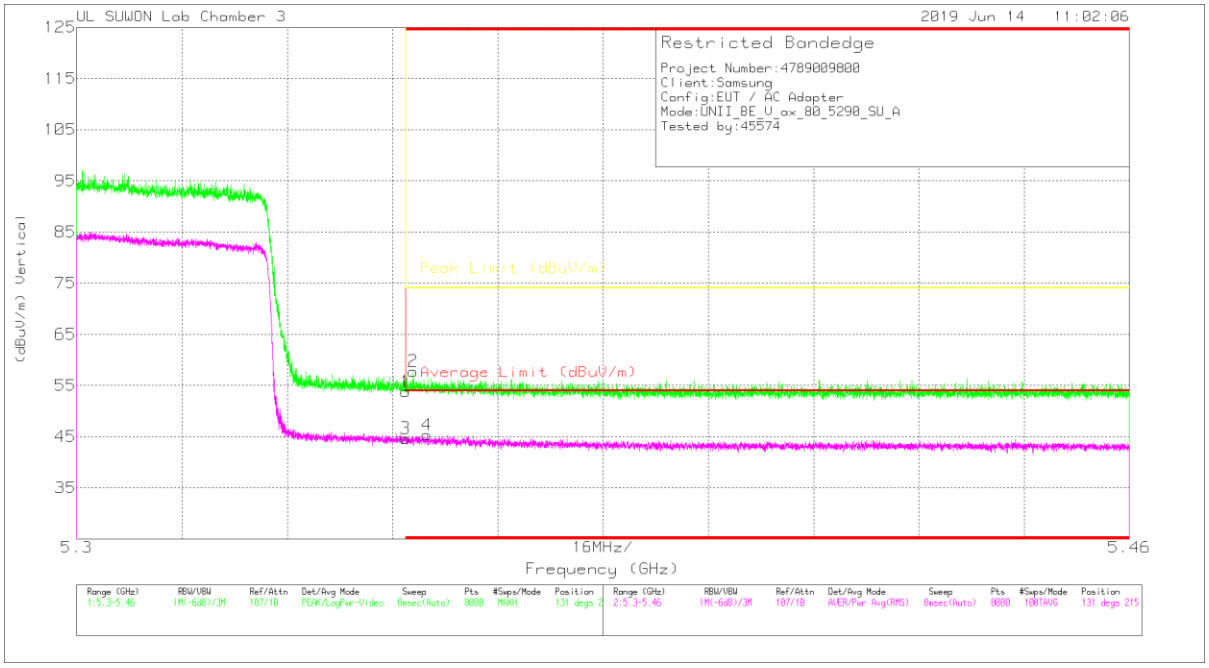

VERTICAL DATA

Trace Markers

Marker	Frequency (GHz)	Meter Reading (dBuV)	Det	3117_00205959	10dB[dB]	DC Corr (dB)	Corrected Reading (dBuV/m)	Average Limit (dBuV/m)	Margin (dB)	Peak Limit (dBuV/m)	PK Margin (dB)	Azimuth (Degs)	Height (cm)	Polarity
1	* 5.35	37.8	Pk	34.7	-18.7	0	53.8	-	-	74	-20.2	131	215	V
2	* 5.351	41.79	Pk	34.7	-18.7	0	57.79	-	-	74	-16.21	131	215	V
3	* 5.35	29.05	RMS	34.7	-19.1	0	44.65	54	-9.35	-	-	131	215	V
4	* 5.353	29.74	RMS	34.7	-19.1	0	45.34	54	-8.66	-	-	131	215	V

* - indicates frequency in CFR47 Pt 15 / IC RSS-Restricted Band
Pk - Peak detector
RMS - RMS detection

UL Korea, Ltd. Confidential
This report shall not be reproduced except in full, without the written approval of UL Korea, Ltd.

484T RU mode (MIMO / HE80 / RU offset 66)

HORIZONTAL PEAK AND AVERAGE PLOT

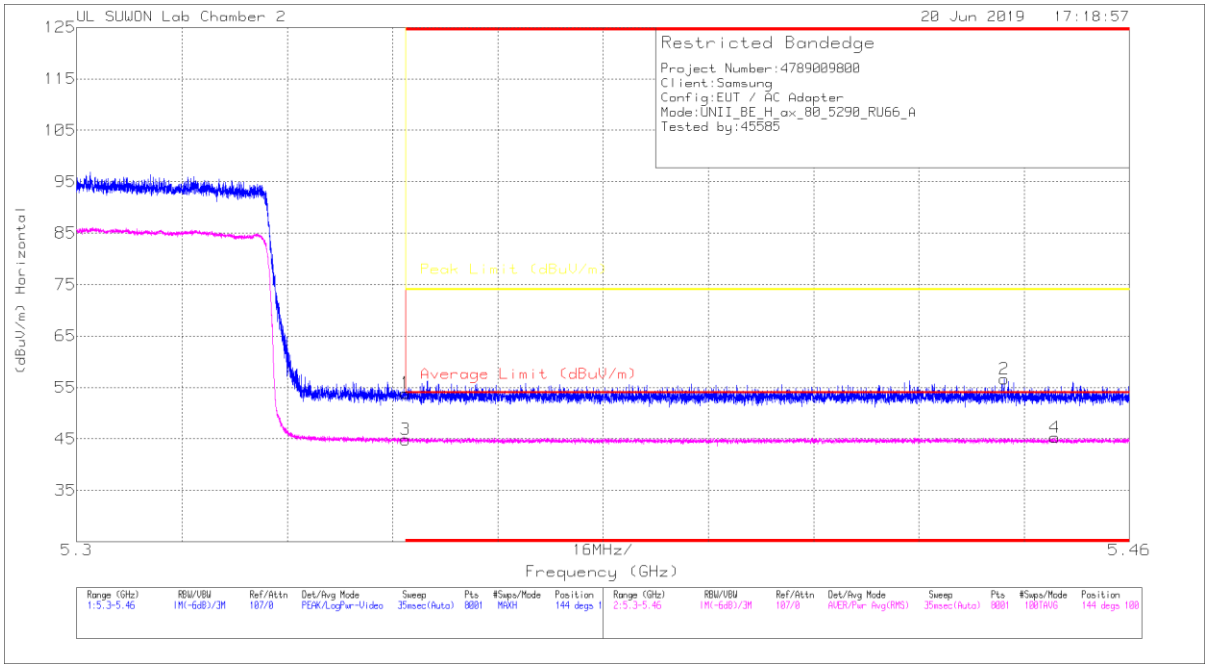

HORIZONTAL DATA

Trace Markers

Marker	Frequency (GHz)	Meter Reading (dBuV)	Det	3117_00168724	10dB[dB]	DC Corr (dB)	Corrected Reading (dBuV/m)	Average Limit (dBuV/m)	Margin (dB)	Peak Limit (dBuV/m)	PK Margin (dB)	Azimuth (Degs)	Height (cm)	Polarity
1	* 5.35	37.49	Pk	34.5	-18.1	0	53.89	-	-	74	-20.11	144	100	H
2	* 5.441	40.34	Pk	34.5	-18.2	0	56.64	-	-	74	-17.36	144	100	H
3	* 5.35	27.47	RMS	34.5	-17.1	0	44.87	54	-9.13	-	-	144	100	H
4	* 5.449	27.7	RMS	34.5	-16.9	0	45.3	54	-8.7	-	-	144	100	H

* - indicates frequency in CFR47 Pt 15 / IC RSS-Restricted Band
Pk - Peak detector
RMS - RMS detection

UL Korea, Ltd. Confidential
This report shall not be reproduced except in full, without the written approval of UL Korea, Ltd.

VERTICAL PEAK AND AVERAGE PLOT

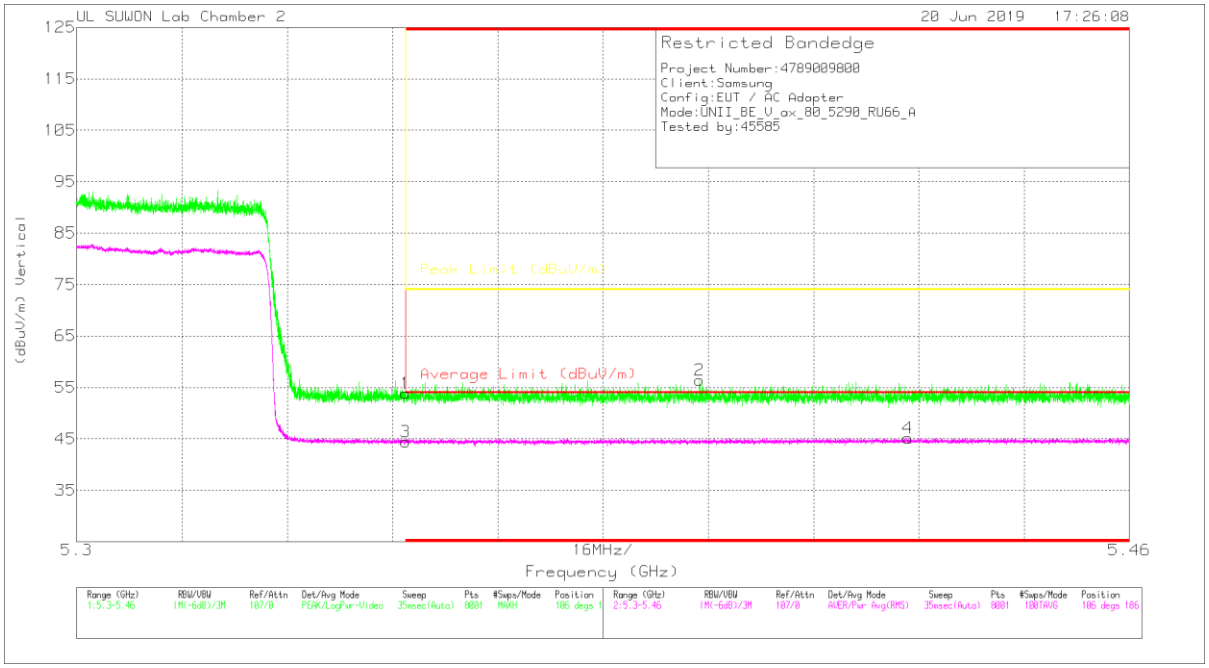

VERTICAL DATA

Trace Markers

Marker	Frequency (GHz)	Meter Reading (dBuV)	Det	3117_00168724	10dB[dB]	DC Corr (dB)	Corrected Reading (dBuV/m)	Average Limit (dBuV/m)	Margin (dB)	Peak Limit (dBuV/m)	PK Margin (dB)	Azimuth (Degs)	Height (cm)	Polarity
1	* 5.35	37.44	Pk	34.5	-18.1	0	53.84	-	-	74	-20.16	106	186	V
2	* 5.395	40.08	Pk	34.5	-18.2	0	56.38	-	-	74	-17.62	106	186	V
3	* 5.35	27.02	RMS	34.5	-17.1	0	44.42	54	-9.58	-	-	106	186	V
4	* 5.426	27.65	RMS	34.5	-17	0	45.15	54	-8.85	-	-	106	186	V

* - indicates frequency in CFR47 Pt 15 / IC RSS-Restricted Band
Pk - Peak detector
RMS - RMS detection

UL Korea, Ltd. Confidential
This report shall not be reproduced except in full, without the written approval of UL Korea, Ltd.