242T RU mode (MIMO / HE40 / RU offset 62)

HORIZONTAL PEAK AND AVERAGE PLOT

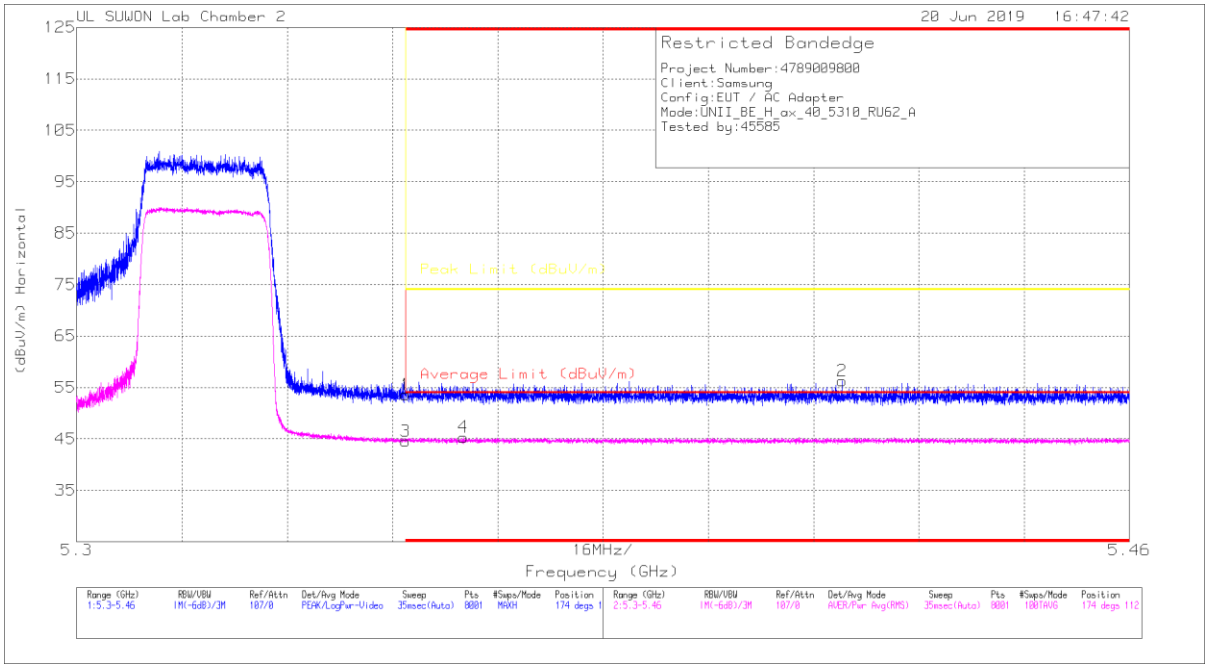

HORIZONTAL DATA

Trace Markers

Marker	Frequency (GHz)	Meter Reading (dBuV)	Det	3117_00168724	10dB[dB]	DC Corr (dB)	Corrected Reading (dBuV/m)	Average Limit (dBuV/m)	Margin (dB)	Peak Limit (dBuV/m)	PK Margin (dB)	Azimuth (Degs)	Height (cm)	Polarity
1	* 5.35	37.16	Pk	34.5	-18.1	0	53.56	-	-	74	-20.44	174	112	H
2	* 5.416	39.88	Pk	34.5	-18.1	0	56.28	-	-	74	-17.72	174	112	H
3	* 5.35	27.13	RMS	34.5	-17.1	0	44.53	54	-9.47	-	-	174	112	H
4	* 5.359	27.93	RMS	34.5	-17.1	0	45.33	54	-8.67	-	-	174	112	H

* - indicates frequency in CFR47 Pt 15 / IC RSS-Restricted Band
Pk - Peak detector
RMS - RMS detection

UL Korea, Ltd. Confidential
This report shall not be reproduced except in full, without the written approval of UL Korea, Ltd.

VERTICAL PEAK AND AVERAGE PLOT

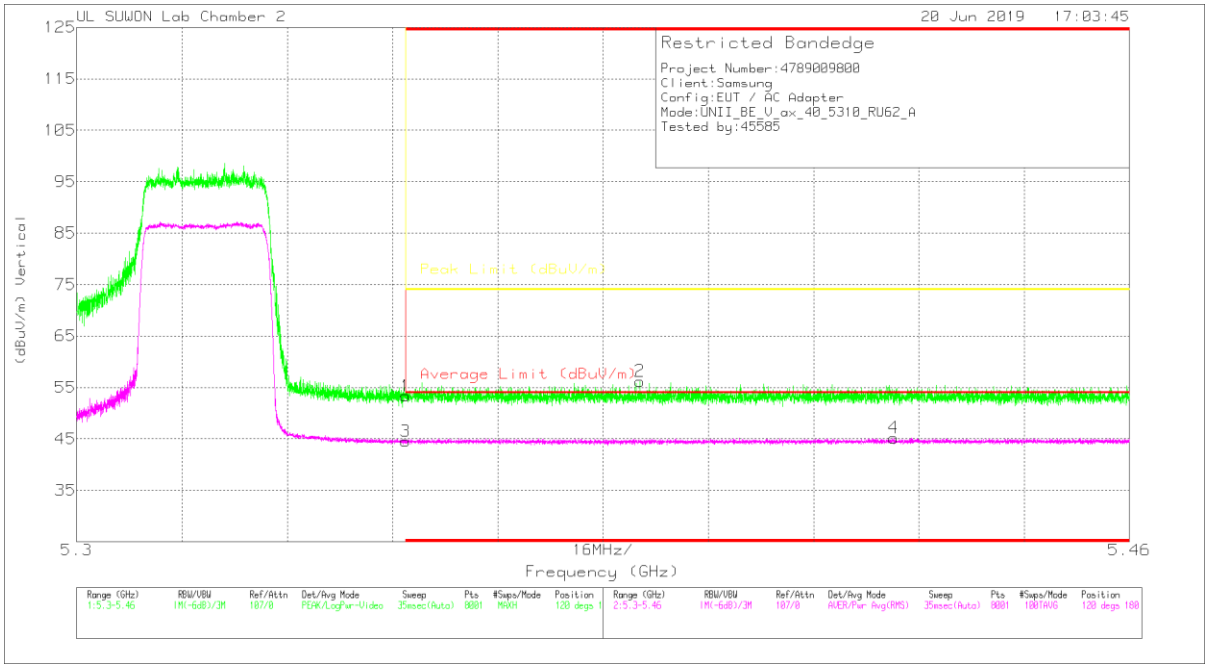

VERTICAL DATA

Trace Markers

Marker	Frequency (GHz)	Meter Reading (dBuV)	Det	3117_00168724	10dB[dB]	DC Corr (dB)	Corrected Reading (dBuV/m)	Average Limit (dBuV/m)	Margin (dB)	Peak Limit (dBuV/m)	PK Margin (dB)	Azimuth (Degs)	Height (cm)	Polarity
1	* 5.35	36.97	Pk	34.5	-18.1	0	53.37	-	-	74	-20.63	120	180	V
2	* 5.386	39.81	Pk	34.5	-18.1	0	56.21	-	-	74	-17.79	120	180	V
3	* 5.35	27.16	RMS	34.5	-17.1	0	44.56	54	-9.44	-	-	120	180	V
4	* 5.424	27.71	RMS	34.5	-17	0	45.21	54	-8.79	-	-	120	180	V

* - indicates frequency in CFR47 Pt 15 / IC RSS-Restricted Band
Pk - Peak detector
RMS - RMS detection

UL Korea, Ltd. Confidential
This report shall not be reproduced except in full, without the written approval of UL Korea, Ltd.

106T RU mode (MIMO / HE20 / RU offset 54)

HORIZONTAL PEAK AND AVERAGE PLOT

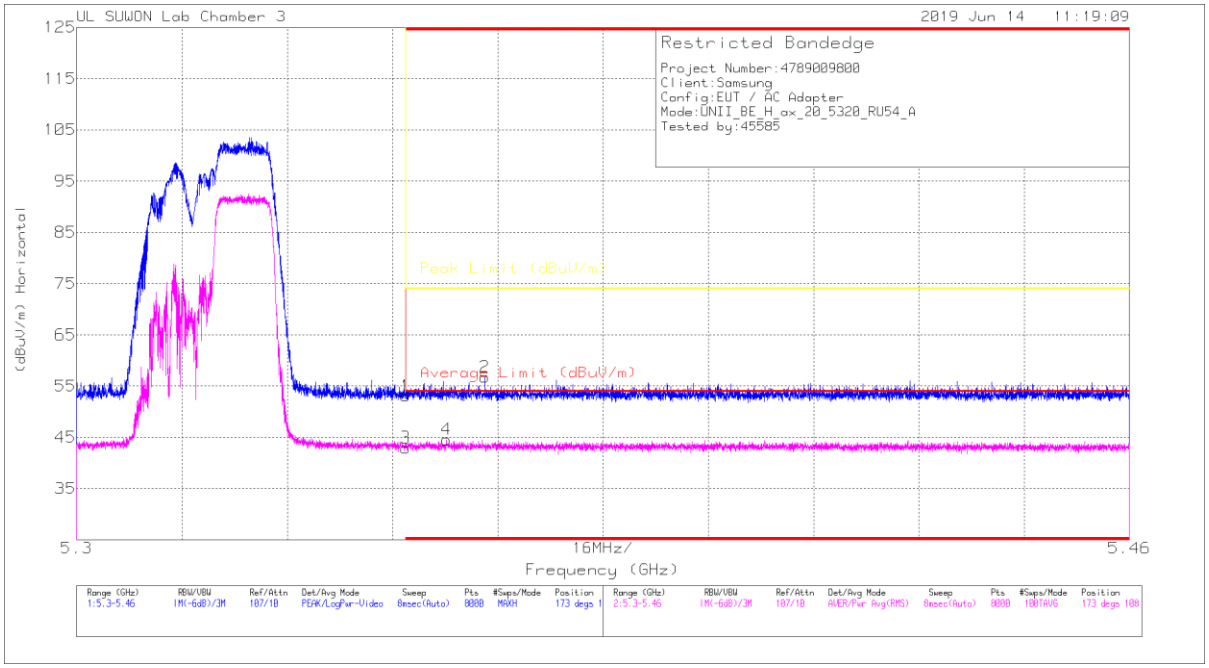

HORIZONTAL DATA

Trace Markers

Marker	Frequency (GHz)	Meter Reading (dBuV)	Det	3117_00205959	10dB[dB]	DC Corr (dB)	Corrected Reading (dBuV/m)	Average Limit (dBuV/m)	Margin (dB)	Peak Limit (dBuV/m)	PK Margin (dB)	Azimuth (Degs)	Height (cm)	Polarity
1	* 5.35	37.09	Pk	34.7	-18.7	0	53.09	-	-	74	-20.91	173	108	H
2	* 5.362	40.84	Pk	34.7	-18.8	0	56.74	-	-	74	-17.26	173	108	H
3	* 5.35	27.33	RMS	34.7	-19.1	0	42.93	54	-11.07	-	-	173	108	H
4	* 5.356	28.96	RMS	34.7	-19.1	0	44.56	54	-9.44	-	-	173	108	H

* - indicates frequency in CFR47 Pt 15 / IC RSS-Restricted Band
Pk - Peak detector
RMS - RMS detection

UL Korea, Ltd. Confidential
This report shall not be reproduced except in full, without the written approval of UL Korea, Ltd.

VERTICAL PEAK AND AVERAGE PLOT

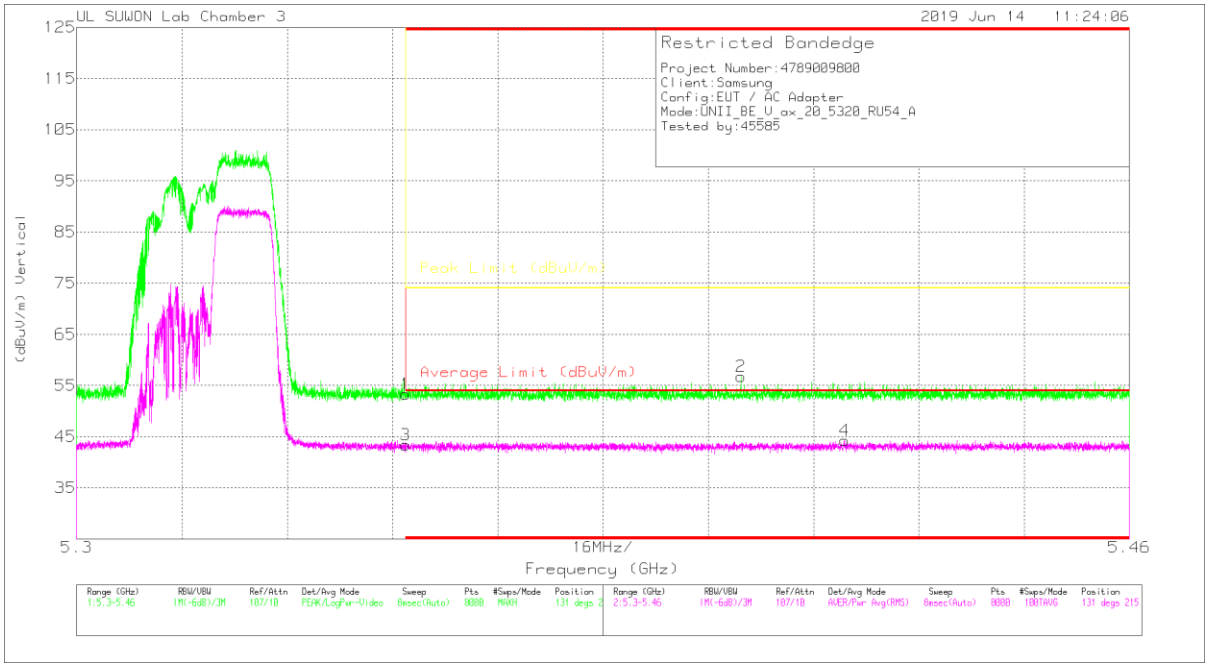

VERTICAL DATA

Trace Markers

Marker	Frequency (GHz)	Meter Reading (dBuV)	Det	3117_00205959	10dB[dB]	DC Corr (dB)	Corrected Reading (dBuV/m)	Average Limit (dBuV/m)	Margin (dB)	Peak Limit (dBuV/m)	PK Margin (dB)	Azimuth (Degs)	Height (cm)	Polarity
1	* 5.35	37.33	Pk	34.7	-18.7	0	53.33	-	-	74	-20.67	131	215	V
2	* 5.401	40.67	Pk	34.7	-18.6	0	56.77	-	-	74	-17.23	131	215	V
3	* 5.35	27.75	RMS	34.7	-19.1	0	43.35	54	-10.65	-	-	131	215	V
4	* 5.417	28.56	RMS	34.7	-19	0	44.26	54	-9.74	-	-	131	215	V

* - indicates frequency in CFR47 Pt 15 / IC RSS-Restricted Band
Pk - Peak detector
RMS - RMS detection

UL Korea, Ltd. Confidential
This report shall not be reproduced except in full, without the written approval of UL Korea, Ltd.

52T RU mode (MIMO / HE80 / RU offset 52)

HORIZONTAL PEAK AND AVERAGE PLOT

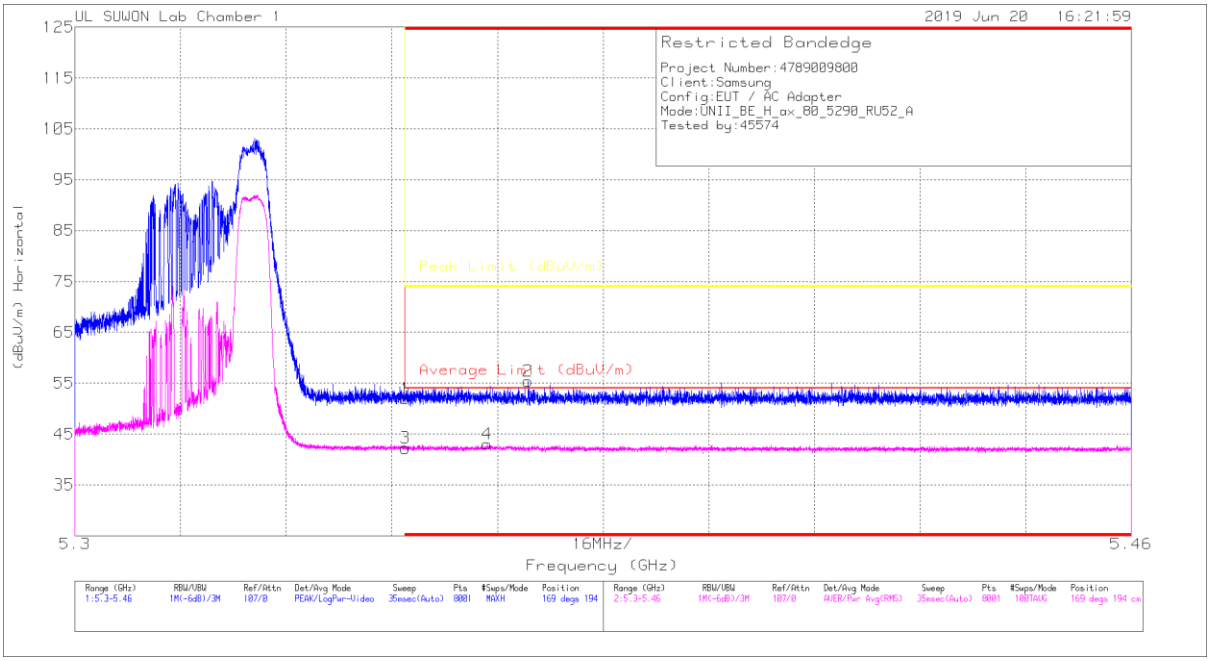

HORIZONTAL DATA

Trace Markers

Marker	Frequency (GHz)	Meter Reading (dBuV)	Det	3117_00168717	10dB[dB]	DC Corr (dB)	Corrected Reading (dBuV/m)	Average Limit (dBuV/m)	Margin (dB)	Peak Limit (dBuV/m)	PK Margin (dB)	Azimuth (Degs)	Height (cm)	Polarity
1	* 5.35002	38.78	Pk	34.7	-21.6	0	51.88	-	-	74	-22.12	169	194	H
2	* 5.36864	42.26	Pk	34.7	-21.6	0	55.36	-	-	74	-18.64	169	194	H
3	* 5.35002	29.23	RMS	34.7	-21.7	0	42.23	54	-11.77	-	-	169	194	H
4	* 5.36246	30.02	RMS	34.7	-21.7	0	43.02	54	-10.98	-	-	169	194	H

* - indicates frequency in CFR47 Pt 15 / IC RSS-Restricted Band
Pk - Peak detector
RMS - RMS detection

UL Korea, Ltd. Confidential
This report shall not be reproduced except in full, without the written approval of UL Korea, Ltd.

VERTICAL PEAK AND AVERAGE PLOT

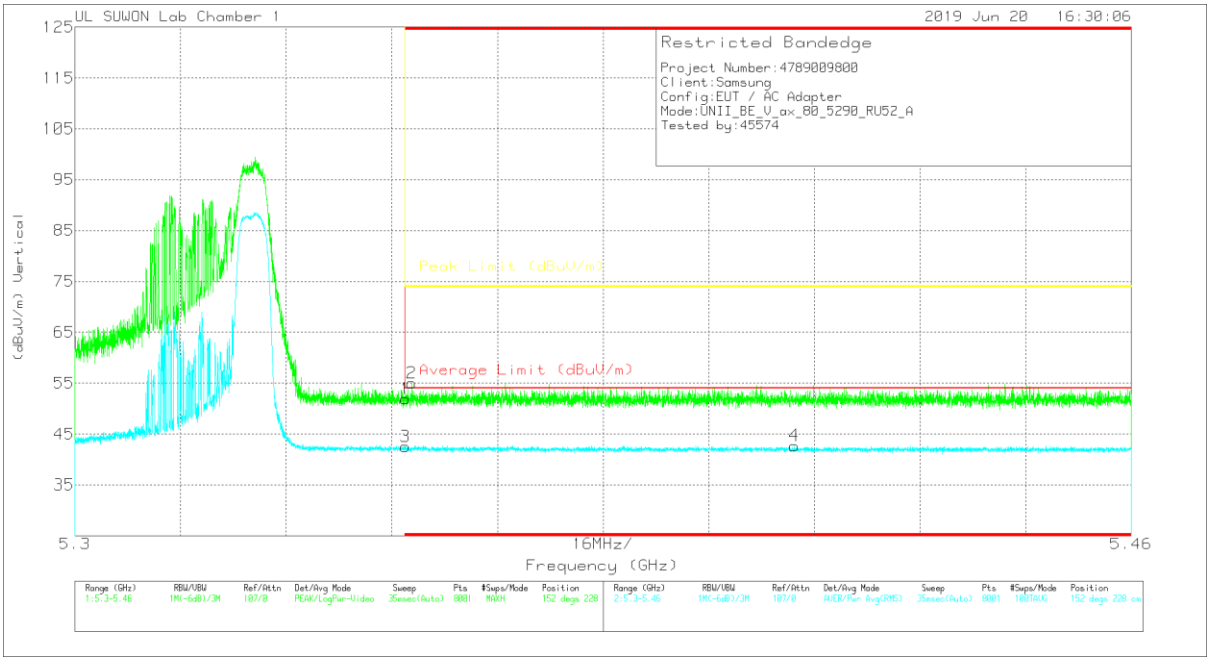

VERTICAL DATA

Trace Markers

Marker	Frequency (GHz)	Meter Reading (dBuV)	Det	3117_00168717	10dB[dB]	DC Corr (dB)	Corrected Reading (dBuV/m)	Average Limit (dBuV/m)	Margin (dB)	Peak Limit (dBuV/m)	PK Margin (dB)	Azimuth (Degs)	Height (cm)	Polarity
1	* 5.35002	38.89	Pk	34.7	-21.6	0	51.99	-	-	74	-22.01	152	228	V
2	* 5.35098	41.92	Pk	34.7	-21.6	0	55.02	-	-	74	-18.98	152	228	V
3	* 5.35002	29.49	RMS	34.7	-21.7	0	42.49	54	-11.51	-	-	152	228	V
4	* 5.40894	29.62	RMS	34.7	-21.6	0	42.72	54	-11.28	-	-	152	228	V

* - indicates frequency in CFR47 Pt 15 / IC RSS-Restricted Band
Pk - Peak detector
RMS - RMS detection

UL Korea, Ltd. Confidential
This report shall not be reproduced except in full, without the written approval of UL Korea, Ltd.

26T RU mode (MIMO / HE80 / RU offset 36)

HORIZONTAL PEAK AND AVERAGE PLOT

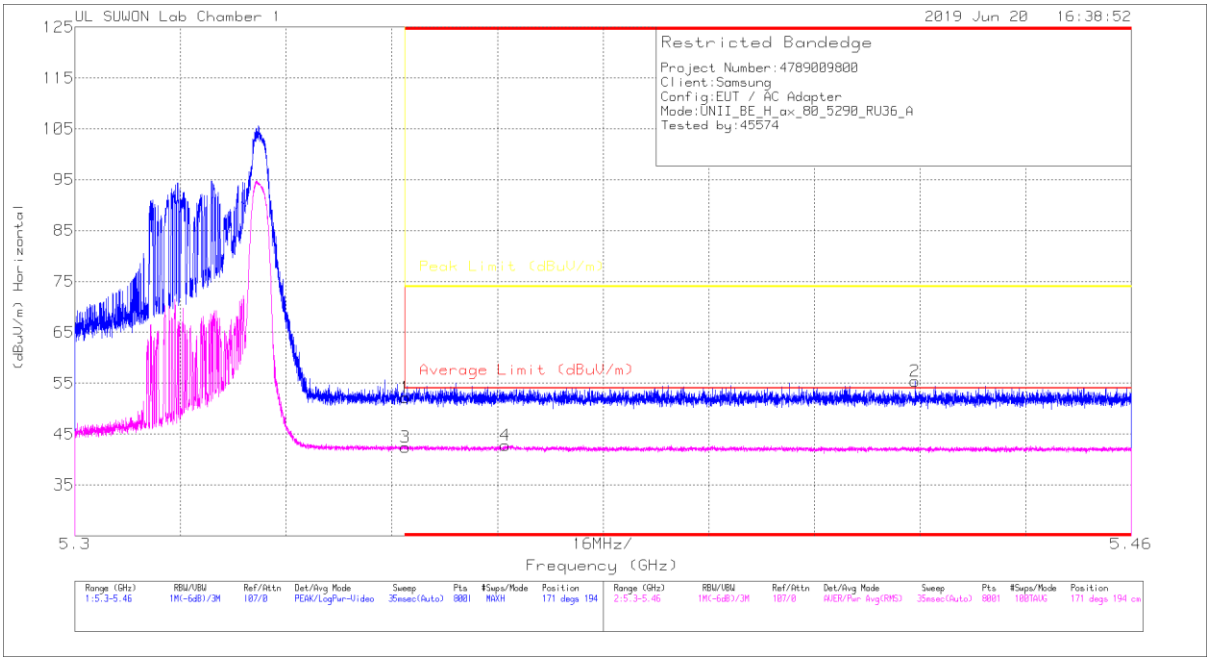

HORIZONTAL DATA

Trace Markers

Marker	Frequency (GHz)	Meter Reading (dBuV)	Det	3117_00168717	10dB[dB]	DC Corr (dB)	Corrected Reading (dBuV/m)	Average Limit (dBuV/m)	Margin (dB)	Peak Limit (dBuV/m)	PK Margin (dB)	Azimuth (Degs)	Height (cm)	Polarity
1	* 5.35002	39.12	Pk	34.7	-21.6	0	52.22	-	-	74	-21.78	171	194	H
2	* 5.42728	42.22	Pk	34.7	-21.5	0	55.42	-	-	74	-18.58	171	194	H
3	* 5.35002	29.39	RMS	34.7	-21.7	0	42.39	54	-11.61	-	-	171	194	H
4	* 5.3652	29.77	RMS	34.7	-21.7	0	42.77	54	-11.23	-	-	171	194	H

* - indicates frequency in CFR47 Pt 15 / IC RSS-Restricted Band
Pk - Peak detector
RMS - RMS detection

UL Korea, Ltd. Confidential
This report shall not be reproduced except in full, without the written approval of UL Korea, Ltd.

VERTICAL PEAK AND AVERAGE PLOT

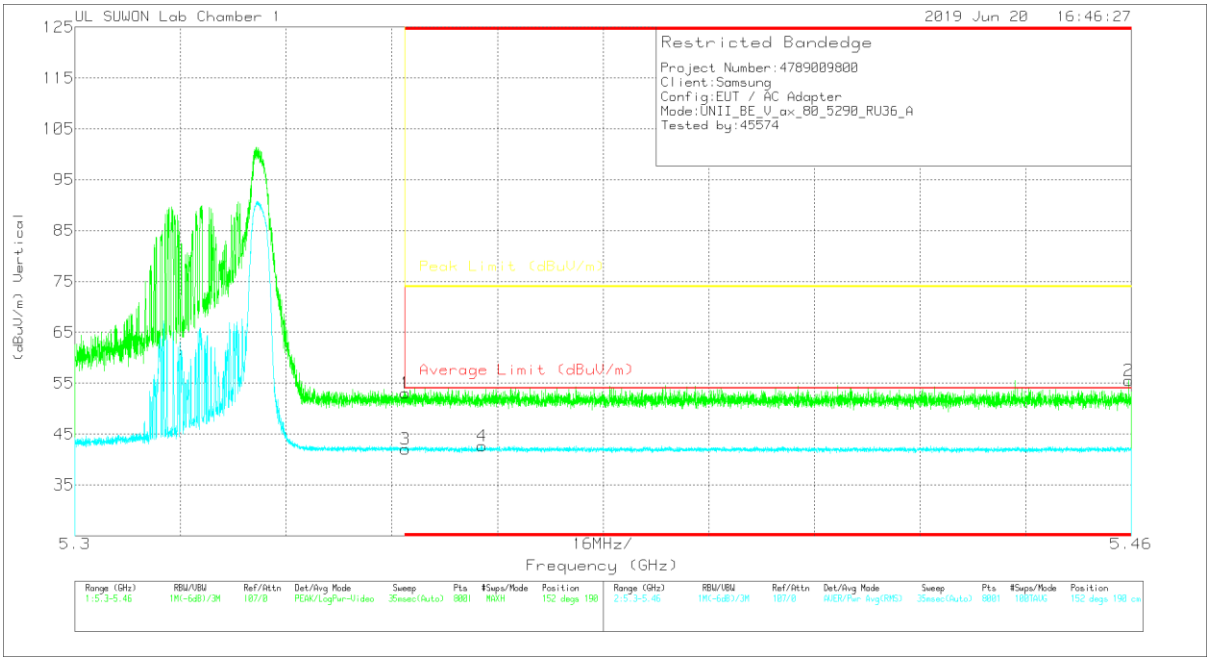

VERTICAL DATA

Trace Markers

Marker	Frequency (GHz)	Meter Reading (dBuV)	Det	3117_00168717	10dB[dB]	DC Corr (dB)	Corrected Reading (dBuV/m)	Average Limit (dBuV/m)	Margin (dB)	Peak Limit (dBuV/m)	PK Margin (dB)	Azimuth (Degs)	Height (cm)	Polarity
1	* 5.35002	39.99	Pk	34.7	-21.6	0	53.09	-	-	74	-20.91	152	190	V
2	* 5.4596	42.24	Pk	34.7	-21.4	0	55.54	-	-	74	-18.46	152	190	V
3	* 5.35002	29.05	RMS	34.7	-21.7	0	42.05	54	-11.95	-	-	152	190	V
4	* 5.36162	29.71	RMS	34.7	-21.7	0	42.71	54	-11.29	-	-	152	190	V

* - indicates frequency in CFR47 Pt 15 / IC RSS-Restricted Band
Pk - Peak detector
RMS - RMS detection

UL Korea, Ltd. Confidential
This report shall not be reproduced except in full, without the written approval of UL Korea, Ltd.

HARMONICS AND SPURIOUS EMISSIONS

HE20 SU mode (MIMO)

LOW CHANNEL HORIZONTAL

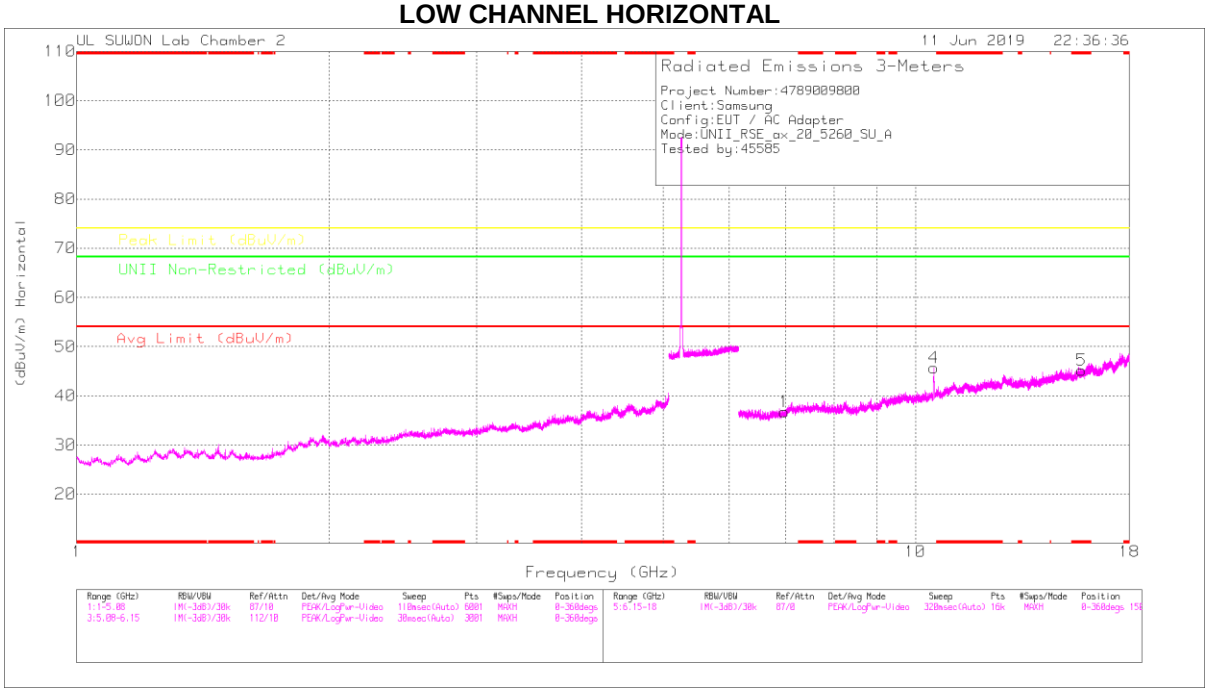

LOW CHANNEL VERTICAL

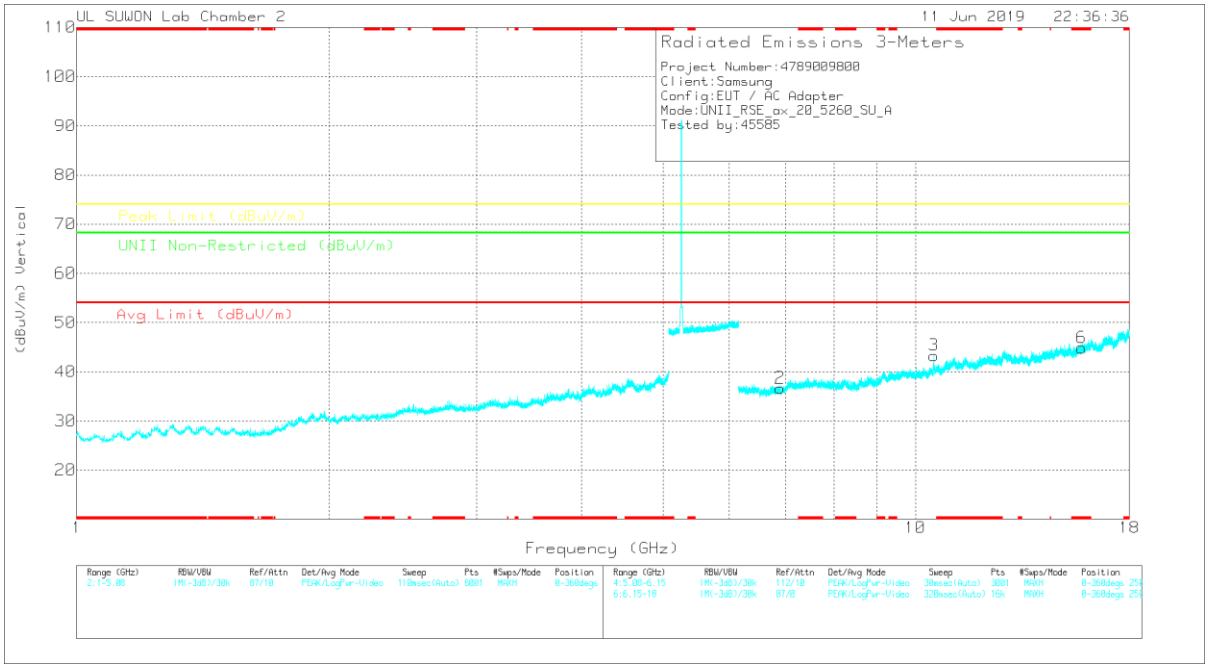

Note: Emission was scanned up to 40GHz; No emissions were detected above the noise floor which was at least 20dB below the specification limit.

UL Korea, Ltd. Confidential
This report shall not be reproduced except in full, without the written approval of UL Korea, Ltd.

LOW CHANNEL DATA

Trace Markers

Marker	Frequency (GHz)	Meter Reading (dBuV)	Det	3117_00168724	6GHz_HP[dB]	DC Corr (dB)	Corrected Reading (dBuV/m)	Avg Limit (dBuV/m)	Margin (dB)	Peak Limit (dBuV/m)	Margin (dB)	UNII Non-Restricted (dBuV/m)	Margin (dB)	Azimuth (Degs)	Height (cm)	Polarity
1	6.979	26.61	PK	35.8	-25.7	0	36.71	-	-	-	-	68.2	-31.49	0-360	150	H
4	10.521	28.65	PK	37.7	-20.7	0	45.65	-	-	-	-	68.2	-22.55	0-360	250	H
5	* 15.779	24.78	PK	40.3	-19.9	0	45.18	-	-	74	-28.82	-	-	0-360	150	H
2	6.891	26.07	PK	35.7	-25.1	0	36.67	-	-	-	-	68.2	-31.53	0-360	250	V
3	10.521	26.32	PK	37.7	-20.7	0	43.32	-	-	-	-	68.2	-24.88	0-360	150	V
6	* 15.782	24.47	PK	40.3	-19.9	0	44.87	-	-	74	-29.13	-	-	0-360	150	V

* - indicates frequency in CFR47 Pt 15 / IC RSS-Restricted Band
PK – Peak Detector

Radiated Emissions

Frequency (GHz)	Meter Reading (dBuV)	Det	3117_00168724	6GHz_HP[dB]	DC Corr (dB)	Corrected Reading (dBuV/m)	Avg Limit (dBuV/m)	Margin (dB)	Peak Limit (dBuV/m)	Margin (dB)	UNII Non-Restricted (dBuV/m)	Margin (dB)	Azimuth (Degs)	Height (cm)	Polarity
10.52	41.18	PK-U	37.7	-20.7	0	58.18	-	-	-	-	68.2	-10.02	143	245	H
10.525	37.66	PK-U	37.7	-20.7	0	54.66	-	-	-	-	68.2	-13.54	173	154	V

* - indicates frequency in CFR47 Pt 15 / IC RSS-Restricted Band
PK-U - U-NII: Maximum Peak

UL Korea, Ltd. Suwon Laboratory FORM ID: FCC_15E
218 Maeyeong-ro, Yeongtong-gu, Suwon-si, Gyeonggi-do, 16675 Korea TEL: (031) 337-9902,FAX: (031) 213-5433
UL Korea, Ltd. Confidential
This report shall not be reproduced except in full, without the written approval of UL Korea, Ltd.

MID CHANNEL HORIZONTAL

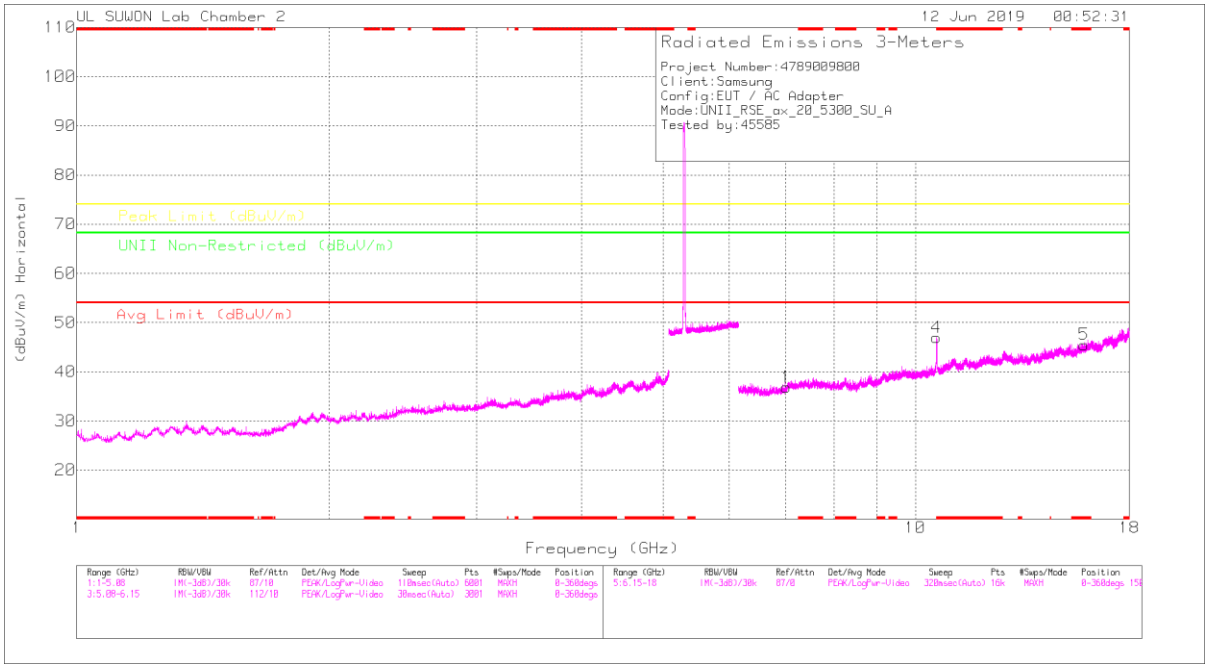

MID CHANNEL VERTICAL

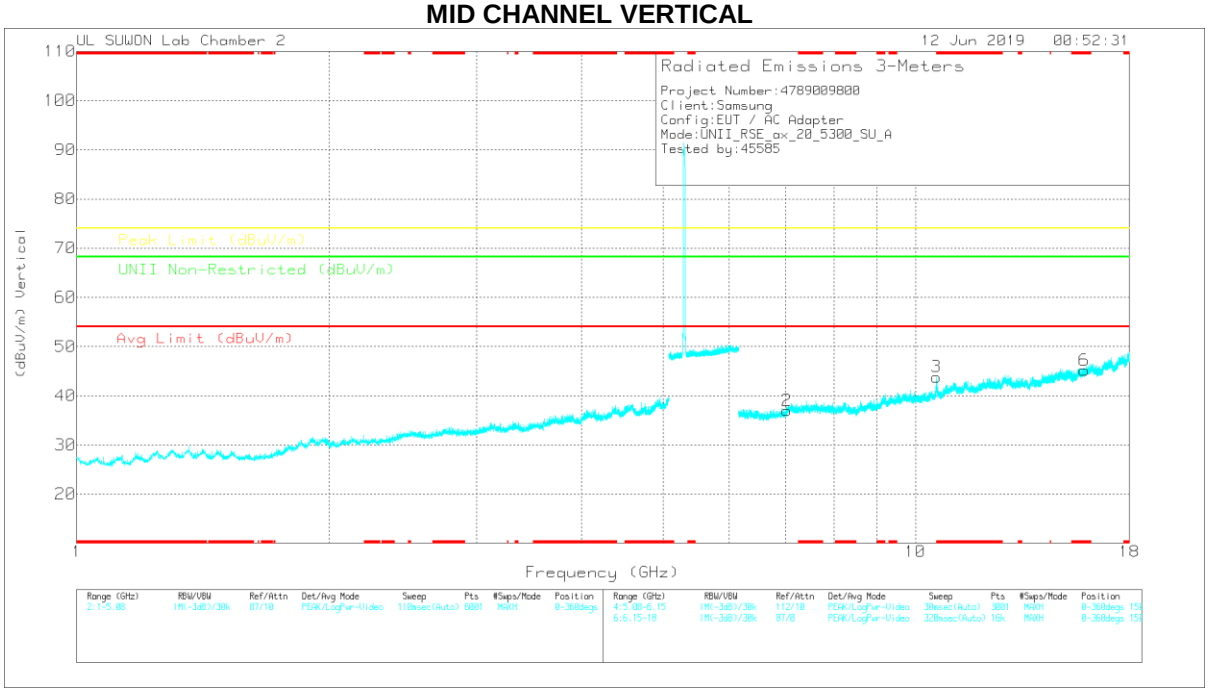

Note: Emission was scanned up to 40GHz; No emissions were detected above the noise floor which was at least 20dB below the specification limit.

UL Korea, Ltd. Confidential
This report shall not be reproduced except in full, without the written approval of UL Korea, Ltd.

MID CHANNEL DATA

Trace Markers

Marker	Frequency (GHz)	Meter Reading (dBuV)	Det	3117_00168724	6GHz_HP[dB]	DC Corr (dB)	Corrected Reading (dBuV/m)	Avg Limit (dBuV/m)	Margin (dB)	Peak Limit (dBuV/m)	Margin (dB)	UNII Non-Restricted (dBuV/m)	Margin (dB)	Azimuth (Degs)	Height (cm)	Polarity
1	7.014	26.53	PK	35.8	-25.5	0	36.83	-	-	-	-	68.2	-31.37	0-360	150	H
4	* 10.601	28.83	PK	37.8	-19.7	0	46.93	-	-	74	-27.07	-	-	0-360	250	H
5	* 15.898	24.59	PK	40.5	-19.6	0	45.49	-	-	74	-28.51	-	-	0-360	250	H
2	7.029	26.21	PK	35.9	-25.1	0	37.01	-	-	-	-	68.2	-31.19	0-360	150	V
3	* 10.601	25.73	PK	37.8	-19.7	0	43.83	-	-	74	-30.17	-	-	0-360	150	V
6	* 15.9	24.14	PK	40.5	-19.5	0	45.14	-	-	74	-28.86	-	-	0-360	150	V

* - indicates frequency in CFR47 Pt 15 / IC RSS-Restricted Band
PK – Peak Detector

Radiated Emissions

Frequency (GHz)	Meter Reading (dBuV)	Det	3117_00168724	6GHz_HP[dB]	DC Corr (dB)	Corrected Reading (dBuV/m)	Avg Limit (dBuV/m)	Margin (dB)	Peak Limit (dBuV/m)	Margin (dB)	UNII Non-Restricted (dBuV/m)	Margin (dB)	Azimuth (Degs)	Height (cm)	Polarity
* 10.602	41.92	PK-U	37.8	-19.7	0	60.02	-	-	74	-13.98	-	-	142	253	H
* 10.6	28.02	ADR	37.8	-19.7	0	46.12	54	-7.88	-	-	-	-	142	253	H
* 10.6	38.55	PK-U	37.8	-19.7	0	56.65	-	-	74	-17.35	-	-	175	160	V
* 10.6	24.78	ADR	37.8	-19.7	0	42.88	54	-11.12	-	-	-	-	175	160	V

* - indicates frequency in CFR47 Pt 15 / IC RSS-Restricted Band
PK-U - U-NII: Maximum Peak
ADR - U-NII AD primary method, RMS average

UL Korea, Ltd. Confidential
This report shall not be reproduced except in full, without the written approval of UL Korea, Ltd.

HIGH CHANNEL HORIZONTAL

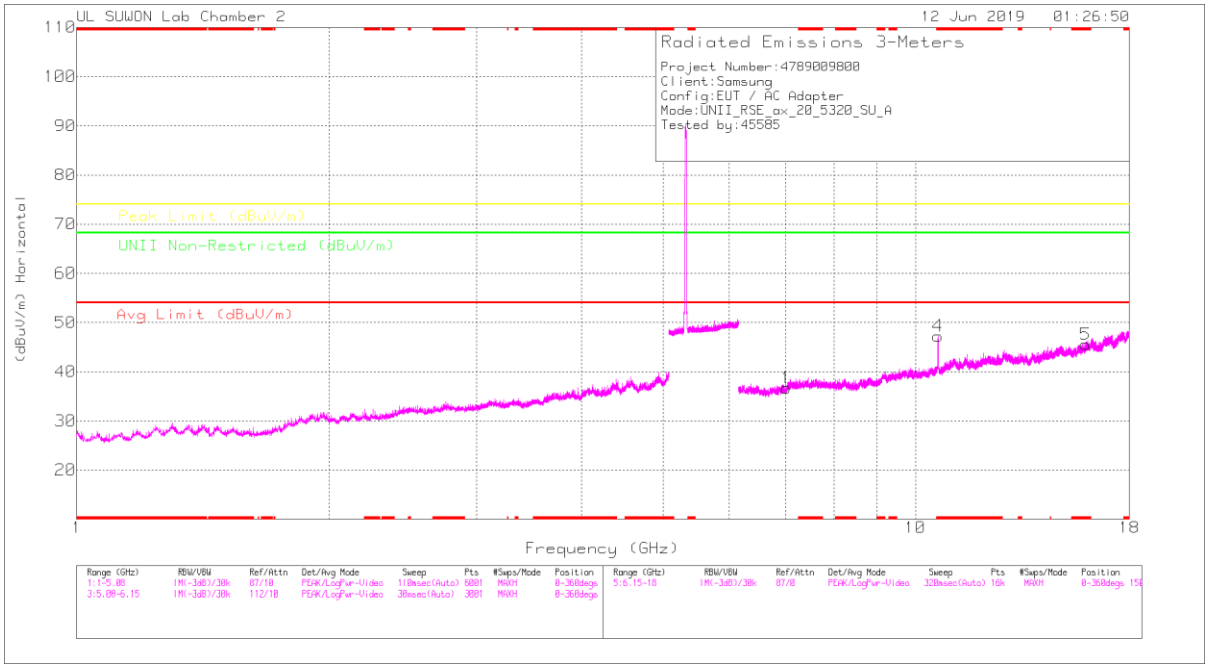

HIGH CHANNEL VERTICAL

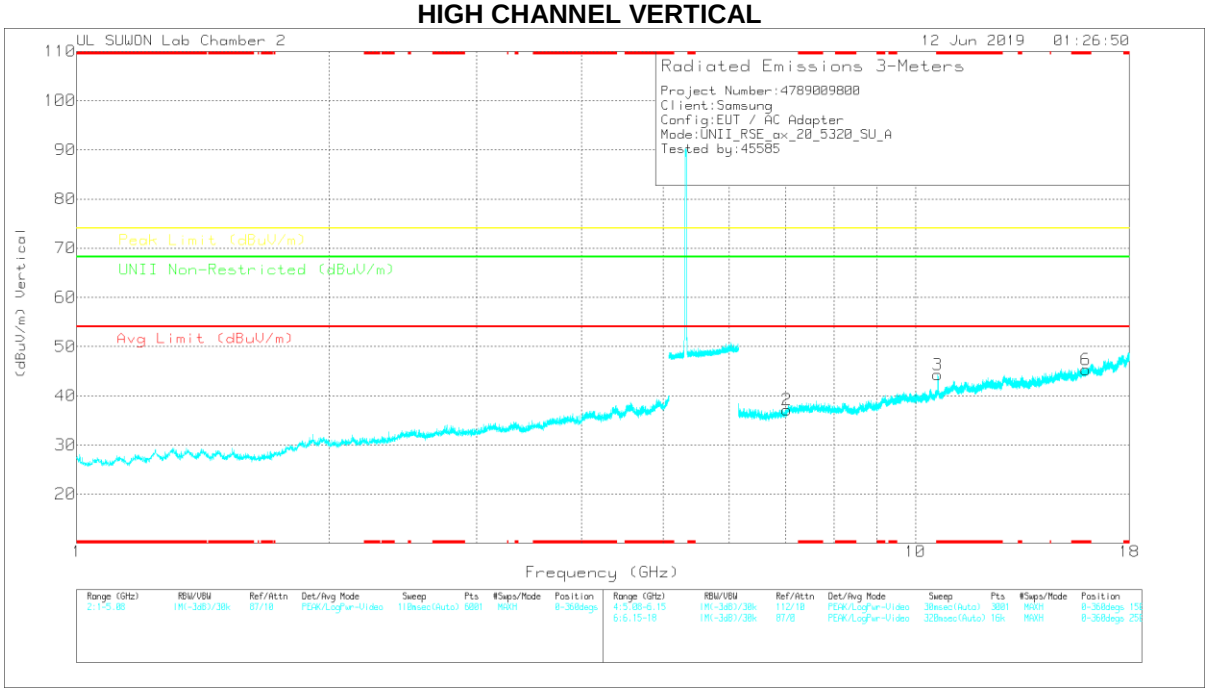

Note: Emission was scanned up to 40GHz; No emissions were detected above the noise floor which was at least 20dB below the specification limit.

UL Korea, Ltd. Confidential
This report shall not be reproduced except in full, without the written approval of UL Korea, Ltd.

HIGH CHANNEL DATA

Trace Markers

Marker	Frequency (GHz)	Meter Reading (dBuV)	Det	3117_00168724	6GHz_HP[dB]	DC Corr (dB)	Corrected Reading (dBuV/m)	Avg Limit (dBuV/m)	Margin (dB)	Peak Limit (dBuV/m)	Margin (dB)	UNII Non-Restricted (dBuV/m)	Margin (dB)	Azimuth (Degs)	Height (cm)	Polarity
1	7.016	26.4	PK	35.8	-25.5	0	36.7	-	-	-	-	68.2	-31.5	0-360	250	H
4	* 10.639	29.05	PK	37.8	-19.6	0	47.25	-	-	74	-26.75	-	-	0-360	250	H
5	* 15.955	24.63	PK	40.5	-19.6	0	45.53	-	-	74	-28.47	-	-	0-360	250	H
2	7.029	26.3	PK	35.9	-25.1	0	37.1	-	-	-	-	68.2	-31.1	0-360	250	V
3	* 10.635	26.06	PK	37.8	-19.6	0	44.26	-	-	74	-29.74	-	-	0-360	150	V
6	* 15.963	24.29	PK	40.6	-19.6	0	45.29	-	-	74	-28.71	-	-	0-360	250	V

* - indicates frequency in CFR47 Pt 15 / IC RSS-Restricted Band
PK – Peak Detector

Radiated Emissions

Frequency (GHz)	Meter Reading (dBuV)	Det	3117_00168724	6GHz_HP[dB]	DC Corr (dB)	Corrected Reading (dBuV/m)	Avg Limit (dBuV/m)	Margin (dB)	Peak Limit (dBuV/m)	Margin (dB)	UNII Non-Restricted (dBuV/m)	Margin (dB)	Azimuth (Degs)	Height (cm)	Polarity
* 10.64	42.19	PK-U	37.8	-19.6	0	60.39	-	-	74	-13.61	-	-	155	251	H
* 10.64	28.09	ADR	37.8	-19.6	0	46.29	54	-7.71	-	-	-	-	155	251	H
* 10.639	38.81	PK-U	37.8	-19.6	0	57.01	-	-	74	-16.99	-	-	172	157	V
* 10.64	25.15	ADR	37.8	-19.6	0	43.35	54	-10.65	-	-	-	-	172	157	V

* - indicates frequency in CFR47 Pt 15 / IC RSS-Restricted Band
PK-U - U-NII: Maximum Peak
ADR - U-NII AD primary method, RMS average

UL Korea, Ltd. Confidential
This report shall not be reproduced except in full, without the written approval of UL Korea, Ltd.

HE40 SU mode (MIMO)

LOW CHANNEL HORIZONTAL

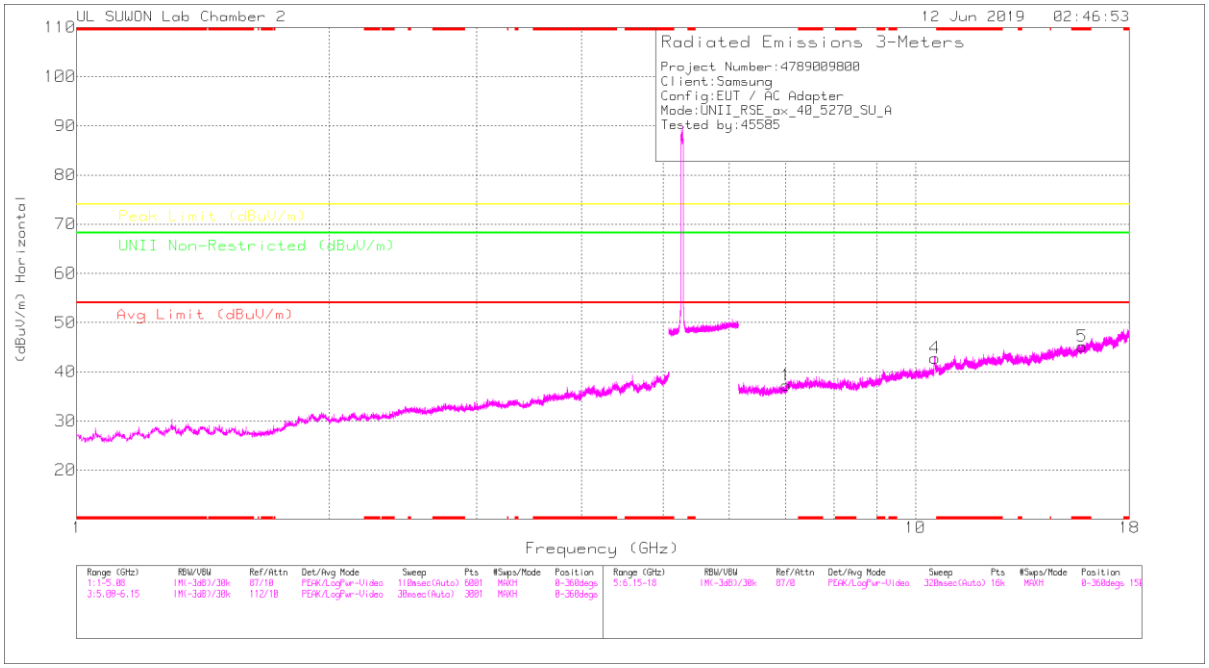

LOW CHANNEL VERTICAL

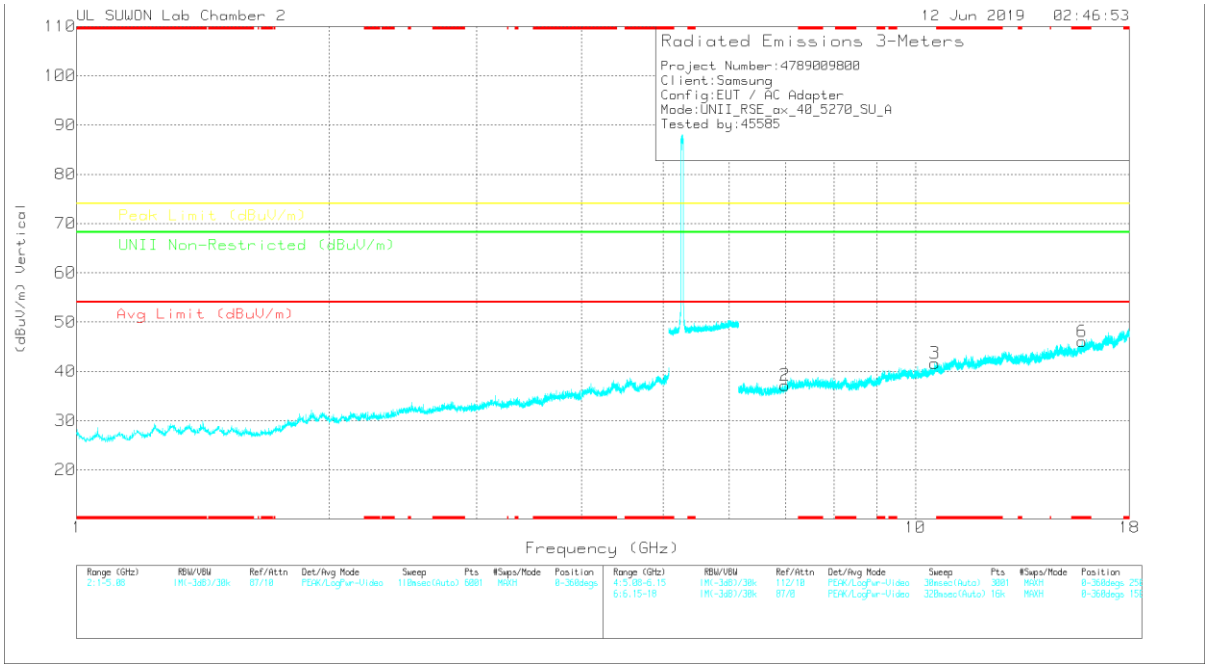

Note: Emission was scanned up to 40GHz; No emissions were detected above the noise floor which was at least 20dB below the specification limit.

UL Korea, Ltd. Confidential
This report shall not be reproduced except in full, without the written approval of UL Korea, Ltd.

LOW CHANNEL DATA

Trace Markers

Marker	Frequency (GHz)	Meter Reading (dBuV)	Det	3117_00168724	6GHz_HP[dB]	DC Corr (dB)	Corrected Reading (dBuV/m)	Avg Limit (dBuV/m)	Margin (dB)	Peak Limit (dBuV/m)	Margin (dB)	UNII Non-Restricted (dBuV/m)	Margin (dB)	Azimuth (Degs)	Height (cm)	Polarity
1	7.014	26.97	PK	35.8	-25.5	0	37.27	-	-	-	-	68.2	-30.93	0-360	150	H
4	10.55	25.49	PK	37.7	-20.4	0	42.79	-	-	-	-	68.2	-25.41	0-360	150	H
5	* 15.809	24.7	PK	40.4	-19.9	0	45.2	-	-	74	-28.8	-	-	0-360	150	H
2	6.991	27.08	PK	35.8	-25.7	0	37.18	-	-	-	-	68.2	-31.02	0-360	150	V
3	10.547	24.35	PK	37.7	-20.4	0	41.65	-	-	-	-	68.2	-26.55	0-360	150	V
6	* 15.811	25.64	PK	40.4	-20	0	46.04	-	-	74	-27.96	-	-	0-360	150	V

* - indicates frequency in CFR47 Pt 15 / IC RSS-Restricted Band
PK – Peak Detector

Radiated Emissions

Frequency (GHz)	Meter Reading (dBuV)	Det	3117_00168724	6GHz_HP[dB]	DC Corr (dB)	Corrected Reading (dBuV/m)	Avg Limit (dBuV/m)	Margin (dB)	Peak Limit (dBuV/m)	Margin (dB)	UNII Non-Restricted (dBuV/m)	Margin (dB)	Azimuth (Degs)	Height (cm)	Polarity
10.542	38.1	PK-U	37.7	-20.6	0	55.2	-	-	-	-	68.2	-13	144	247	H
10.531	35.41	PK-U	37.7	-20.7	0	52.41	-	-	-	-	68.2	-15.79	175	152	V

* - indicates frequency in CFR47 Pt 15 / IC RSS-Restricted Band
PK-U - U-NII: Maximum Peak

UL Korea, Ltd. Suwon Laboratory FORM ID: FCC_15E
218 Maeyeong-ro, Yeongtong-gu, Suwon-si, Gyeonggi-do, 16675 Korea TEL: (031) 337-9902,FAX: (031) 213-5433
UL Korea, Ltd. Confidential
This report shall not be reproduced except in full, without the written approval of UL Korea, Ltd.

HIGH CHANNEL HORIZONTAL

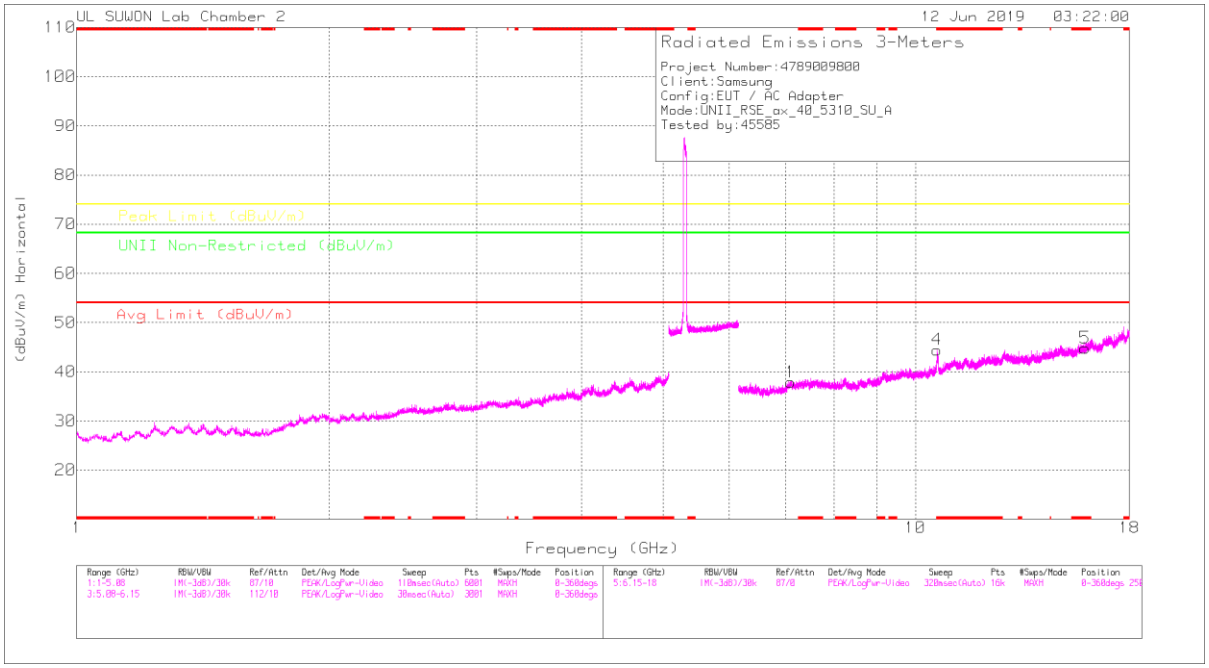

HIGH CHANNEL VERTICAL

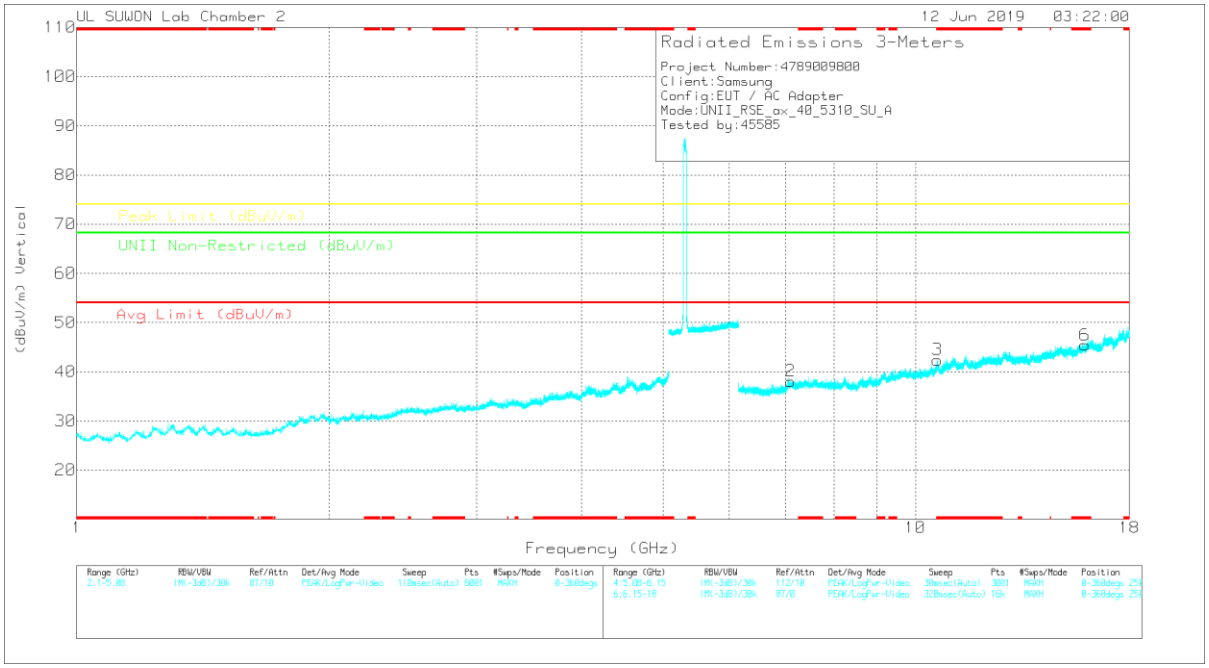

Note: Emission was scanned up to 40GHz; No emissions were detected above the noise floor which was at least 20dB below the specification limit.

UL Korea, Ltd. Confidential
This report shall not be reproduced except in full, without the written approval of UL Korea, Ltd.

HIGH CHANNEL DATA

Trace Markers

Marker	Frequency (GHz)	Meter Reading (dBuV)	Det	3117_00168724	6GHz_HP[dB]	DC Corr (dB)	Corrected Reading (dBuV/m)	Avg Limit (dBuV/m)	Margin (dB)	Peak Limit (dBuV/m)	Margin (dB)	UNII Non-Restricted (dBuV/m)	Margin (dB)	Azimuth (Degs)	Height (cm)	Polarity
1	7.102	25.6	PK	36	-23.7	0	37.9	-	-	-	-	68.2	-30.3	0-360	250	H
4	* 10.619	26.27	PK	37.8	-19.6	0	44.47	-	-	74	-29.53	-	-	0-360	250	H
5	* 15.931	23.82	PK	40.5	-19.5	0	44.82	-	-	74	-29.18	-	-	0-360	250	H
2	7.097	25.78	PK	36	-23.7	0	38.08	-	-	-	-	68.2	-30.12	0-360	150	V
3	* 10.622	24.23	PK	37.8	-19.6	0	42.43	-	-	74	-31.57	-	-	0-360	150	V
6	* 15.927	24.49	PK	40.5	-19.6	0	45.39	-	-	74	-28.61	-	-	0-360	250	V

* - indicates frequency in CFR47 Pt 15 / IC RSS-Restricted Band
PK – Peak Detector

Radiated Emissions

Frequency (GHz)	Meter Reading (dBuV)	Det	3117_00168724	6GHz_HP[dB]	DC Corr (dB)	Corrected Reading (dBuV/m)	Avg Limit (dBuV/m)	Margin (dB)	Peak Limit (dBuV/m)	Margin (dB)	UNII Non-Restricted (dBuV/m)	Margin (dB)	Azimuth (Degs)	Height (cm)	Polarity
* 10.624	39.06	PK-U	37.8	-19.6	0	57.26	-	-	74	-16.74	-	-	155	258	H
* 10.621	24.9	ADR	37.8	-19.6	0	43.1	54	-10.9	-	-	-	-	155	258	H
* 10.622	35.38	PK-U	37.8	-19.7	0	53.48	-	-	74	-20.52	-	-	175	156	V
* 10.621	23.17	ADR	37.8	-19.6	0	41.37	54	-12.63	-	-	-	-	175	156	V

* - indicates frequency in CFR47 Pt 15 / IC RSS-Restricted Band
PK-U - U-NII: Maximum Peak
ADR - U-NII AD primary method, RMS average

UL Korea, Ltd. Confidential
This report shall not be reproduced except in full, without the written approval of UL Korea, Ltd.

HE80 SU mode (MIMO)

MID CHANNEL HORIZONTAL

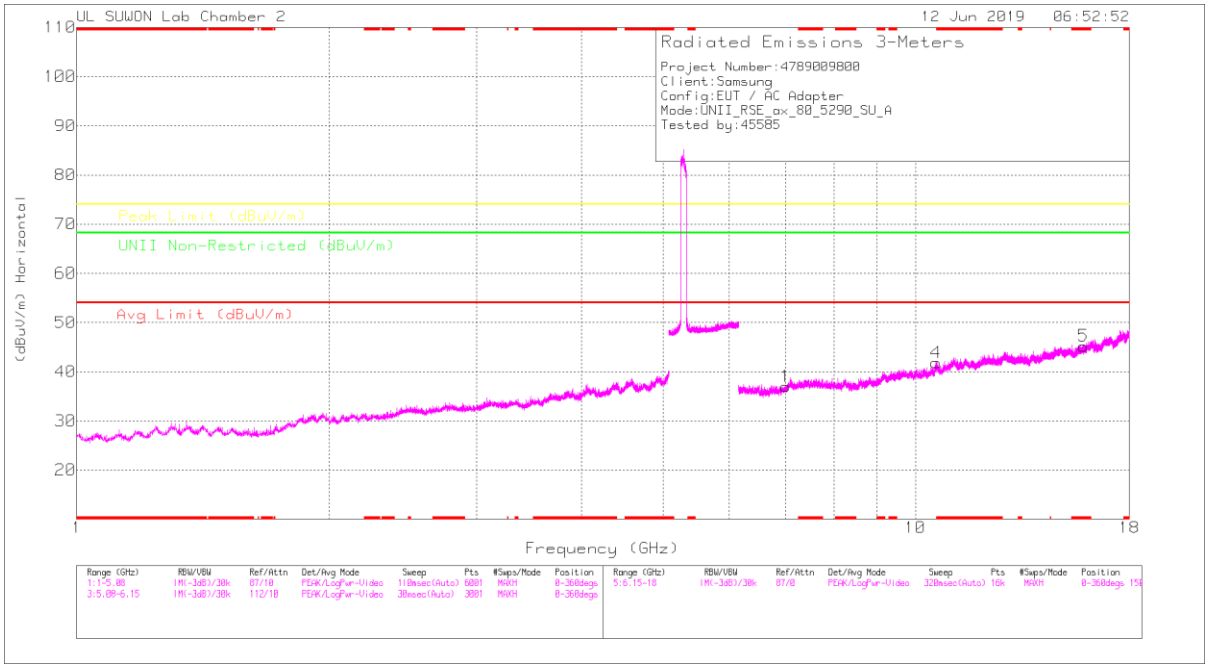

MID CHANNEL VERTICAL

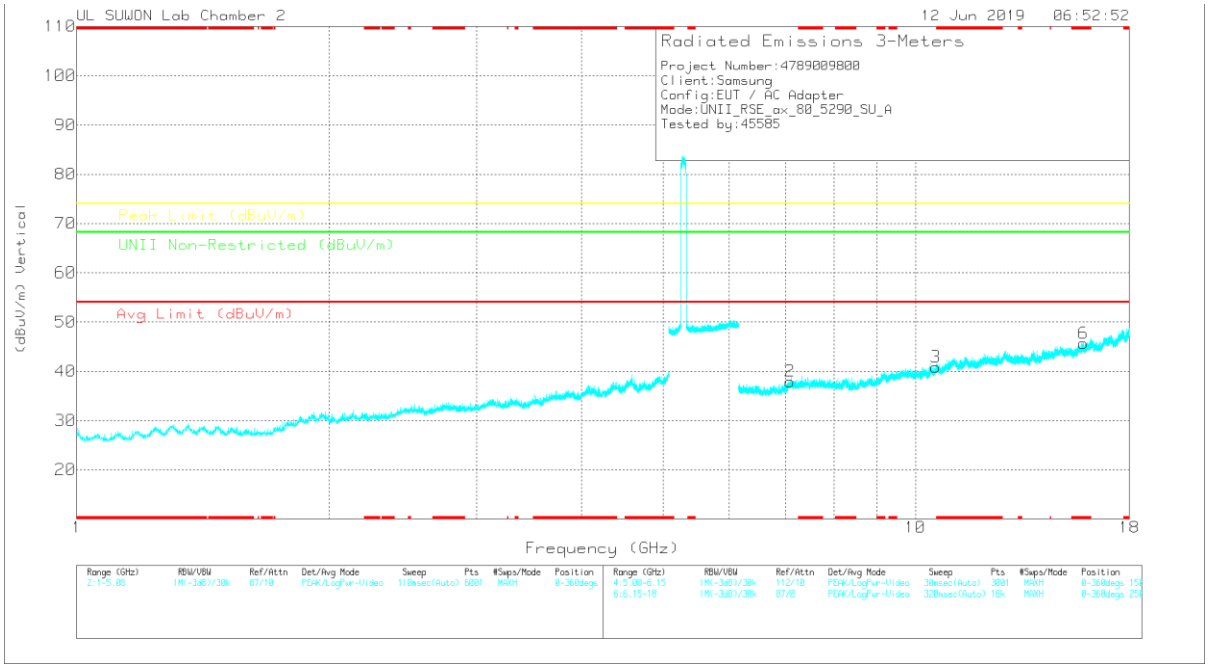

Note: Emission was scanned up to 40GHz; No emissions were detected above the noise floor which was at least 20dB below the specification limit.

UL Korea, Ltd. Confidential
This report shall not be reproduced except in full, without the written approval of UL Korea, Ltd.

MID CHANNEL DATA

Trace Markers

Marker	Frequency (GHz)	Meter Reading (dBuV)	Det	3117_00168724	6GHz_HP[dB]	DC Corr (dB)	Corrected Reading (dBuV/m)	Avg Limit (dBuV/m)	Margin (dB)	Peak Limit (dBuV/m)	Margin (dB)	UNII Non-Restricted (dBuV/m)	Margin (dB)	Azimuth (Degs)	Height (cm)	Polarity
1	7.006	26.86	PK	35.8	-25.7	0	36.96	-	-	-	-	68.2	-31.24	0-360	250	H
4	10.585	23.75	PK	37.8	-19.7	0	41.85	-	-	-	-	68.2	-26.35	0-360	250	H
5	* 15.872	24.43	PK	40.5	-19.7	0	45.23	-	-	74	-28.77	-	-	0-360	150	H
2	7.086	25.95	PK	35.9	-23.9	0	37.95	-	-	-	-	68.2	-30.25	0-360	250	V
3	10.582	22.76	PK	37.8	-19.7	0	40.86	-	-	-	-	68.2	-27.34	0-360	150	V
6	* 15.872	24.85	PK	40.5	-19.7	0	45.65	-	-	74	-28.35	-	-	0-360	250	V

* - indicates frequency in CFR47 Pt 15 / IC RSS-Restricted Band
PK – Peak Detector

Note: Only peak measurement was performed. Because peak measurement result of unwanted emission is less than average limit (54dBuV/m).

UL Korea, Ltd. Confidential
This report shall not be reproduced except in full, without the written approval of UL Korea, Ltd.

HE20 RU mode (MIMO / 26T / Low: 8, Mid: 4, High: 4)

LOW CHANNEL HORIZONTAL

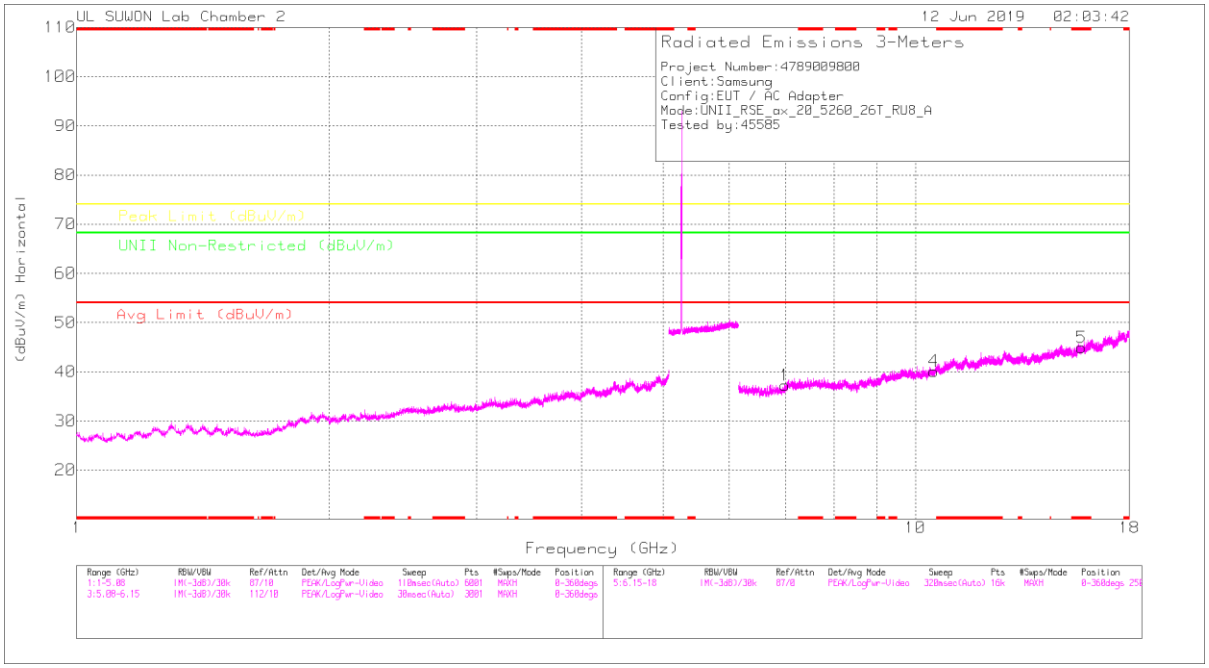

LOW CHANNEL VERTICAL

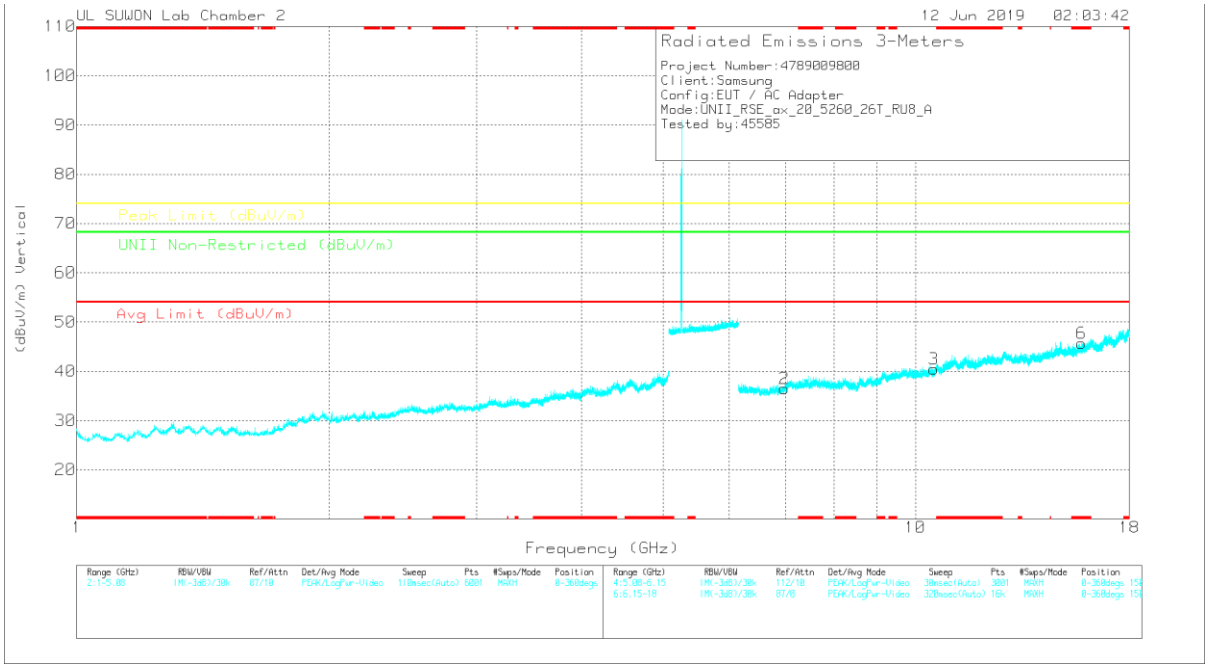

Note: Emission was scanned up to 40GHz; No emissions were detected above the noise floor which was at least 20dB below the specification limit.

UL Korea, Ltd. Confidential
This report shall not be reproduced except in full, without the written approval of UL Korea, Ltd.

LOW CHANNEL DATA

Trace Markers

Marker	Frequency (GHz)	Meter Reading (dBuV)	Det	3117_00168724	6GHz_HP[dB]	DC Corr (dB)	Corrected Reading (dBuV/m)	Avg Limit (dBuV/m)	Margin (dB)	Peak Limit (dBuV/m)	Margin (dB)	UNII Non-Restricted (dBuV/m)	Margin (dB)	Azimuth (Degs)	Height (cm)	Polarity
1	6.99	27.12	PK	35.8	-25.7	0	37.22	-	-	-	-	68.2	-30.98	0-360	150	H
4	10.524	23.09	PK	37.7	-20.7	0	40.09	-	-	-	-	68.2	-28.11	0-360	150	H
5	* 15.788	24.49	PK	40.3	-19.9	0	44.89	-	-	74	-29.11	-	-	0-360	250	H
2	6.976	26.38	PK	35.8	-25.7	0	36.48	-	-	-	-	68.2	-31.72	0-360	150	V
3	10.526	23.43	PK	37.7	-20.7	0	40.43	-	-	-	-	68.2	-27.77	0-360	150	V
6	* 15.78	25.27	PK	40.3	-19.9	0	45.67	-	-	74	-28.33	-	-	0-360	250	V

* - indicates frequency in CFR47 Pt 15 / IC RSS-Restricted Band
PK – Peak Detector

Note: Only peak measurement was performed. Because peak measurement result of unwanted emission is less than average limit (54dBuV/m).

UL Korea, Ltd. Confidential
This report shall not be reproduced except in full, without the written approval of UL Korea, Ltd.

MID CHANNEL HORIZONTAL

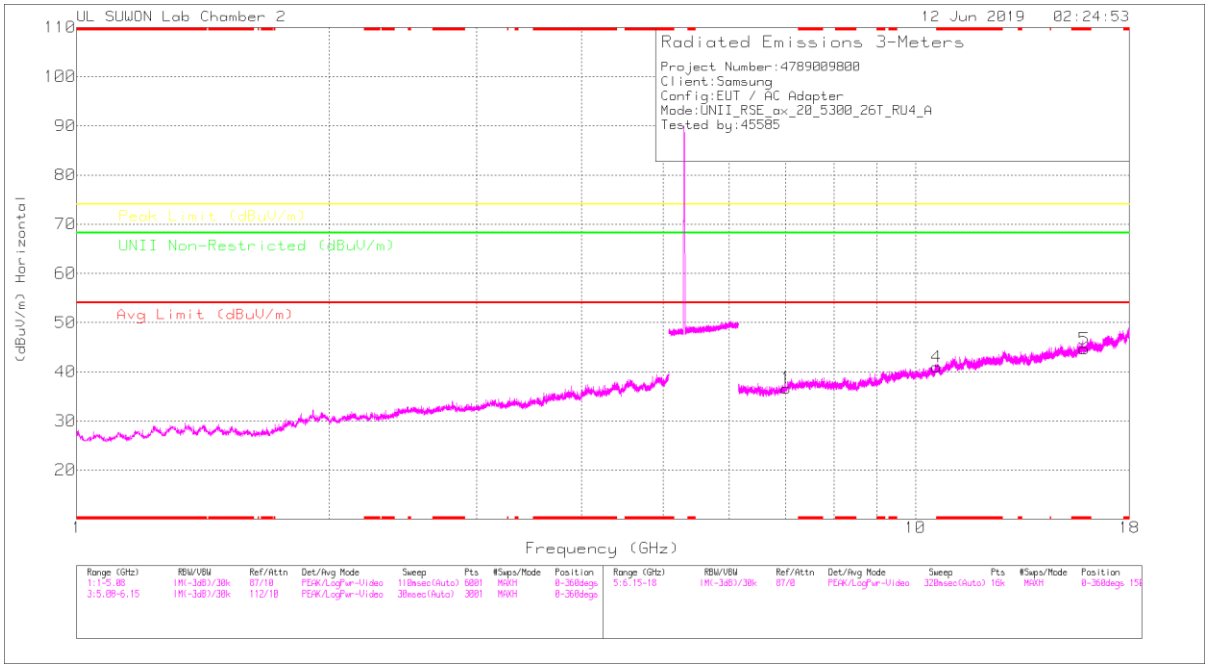

MID CHANNEL VERTICAL

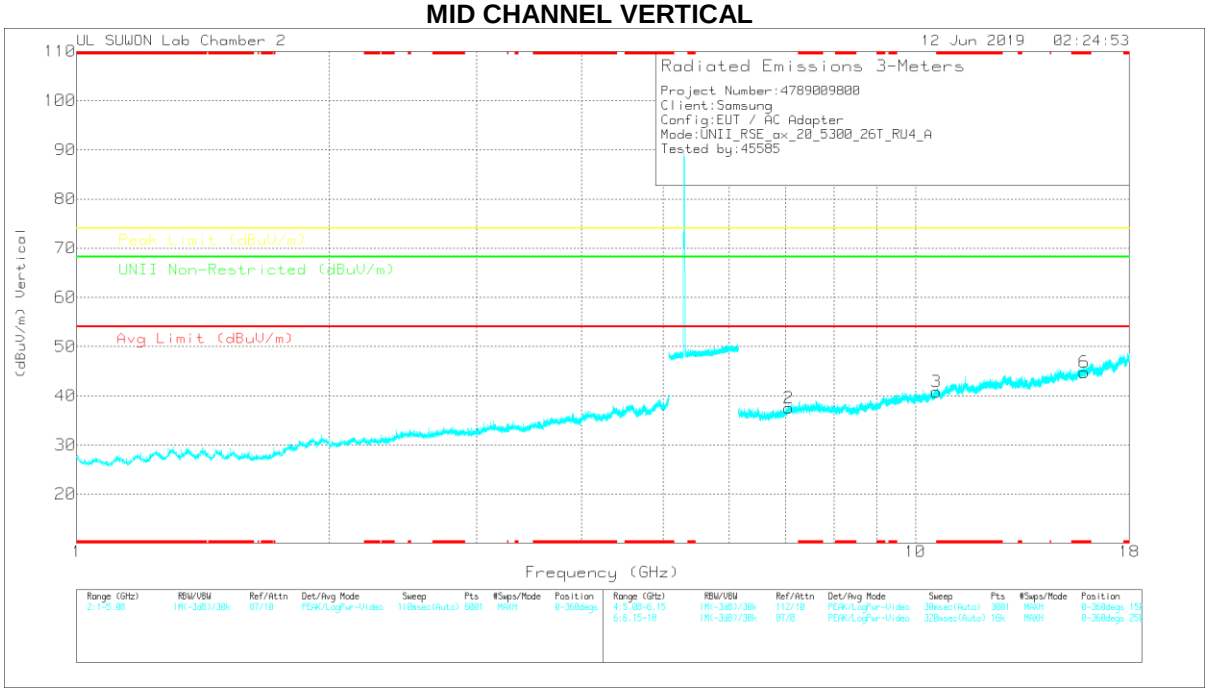

Note: Emission was scanned up to 40GHz; No emissions were detected above the noise floor which was at least 20dB below the specification limit.

UL Korea, Ltd. Confidential
This report shall not be reproduced except in full, without the written approval of UL Korea, Ltd.

MID CHANNEL DATA

Trace Markers

Marker	Frequency (GHz)	Meter Reading (dBuV)	Det	3117_00168724	6GHz_HP[dB]	DC Corr (dB)	Corrected Reading (dBuV/m)	Avg Limit (dBuV/m)	Margin (dB)	Peak Limit (dBuV/m)	Margin (dB)	UNII Non-Restricted (dBuV/m)	Margin (dB)	Azimuth (Degs)	Height (cm)	Polarity
1	7.016	26.35	PK	35.8	-25.5	0	36.65	-	-	-	-	68.2	-31.55	0-360	250	H
4	* 10.602	22.83	PK	37.8	-19.7	0	40.93	-	-	74	-33.07	-	-	0-360	150	H
5	* 15.9	23.66	PK	40.5	-19.5	0	44.66	-	-	74	-29.34	-	-	0-360	150	H
2	7.06	25.91	PK	35.9	-24.3	0	37.51	-	-	-	-	68.2	-30.69	0-360	150	V
3	10.596	22.58	PK	37.8	-19.6	0	40.78	-	-	-	-	68.2	-27.42	0-360	250	V
6	* 15.9	23.75	PK	40.5	-19.5	0	44.75	-	-	74	-29.25	-	-	0-360	150	V

* - indicates frequency in CFR47 Pt 15 / IC RSS-Restricted Band
PK – Peak Detector

Note: Only peak measurement was performed. Because peak measurement result of unwanted emission is less than average limit (54dBuV/m).

UL Korea, Ltd. Suwon Laboratory FORM ID: FCC_15E
218 Maeyeong-ro, Yeongtong-gu, Suwon-si, Gyeonggi-do, 16675 Korea TEL: (031) 337-9902,FAX: (031) 213-5433
UL Korea, Ltd. Confidential
This report shall not be reproduced except in full, without the written approval of UL Korea, Ltd.

HIGH CHANNEL HORIZONTAL

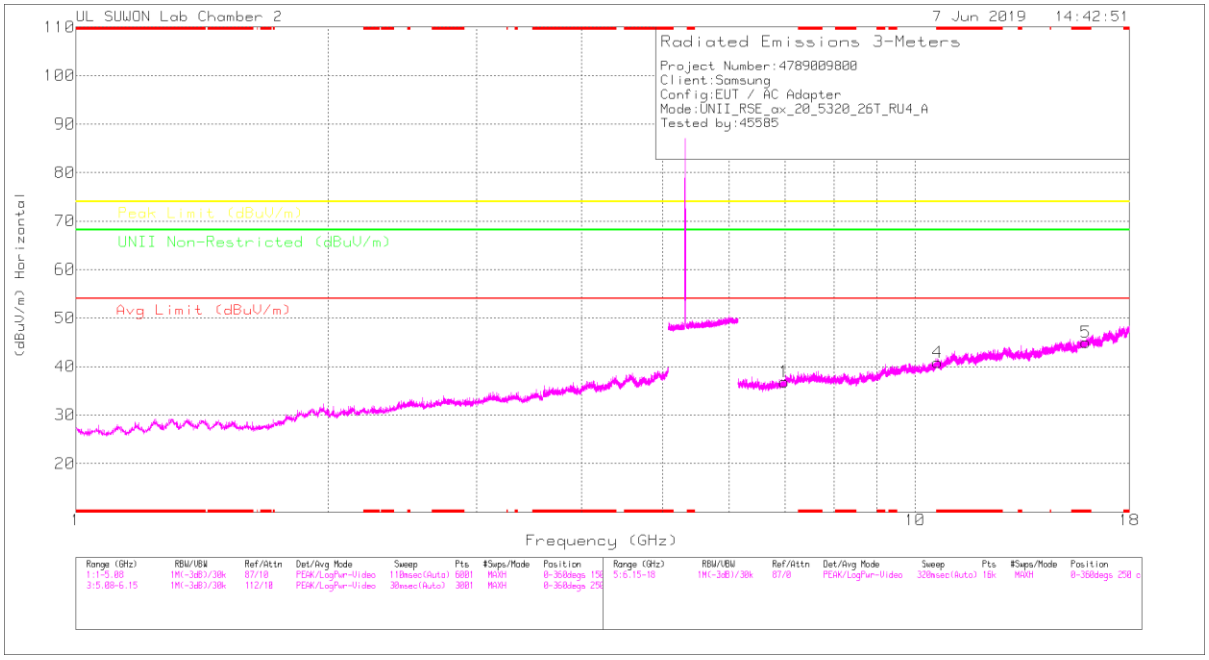

HIGH CHANNEL VERTICAL

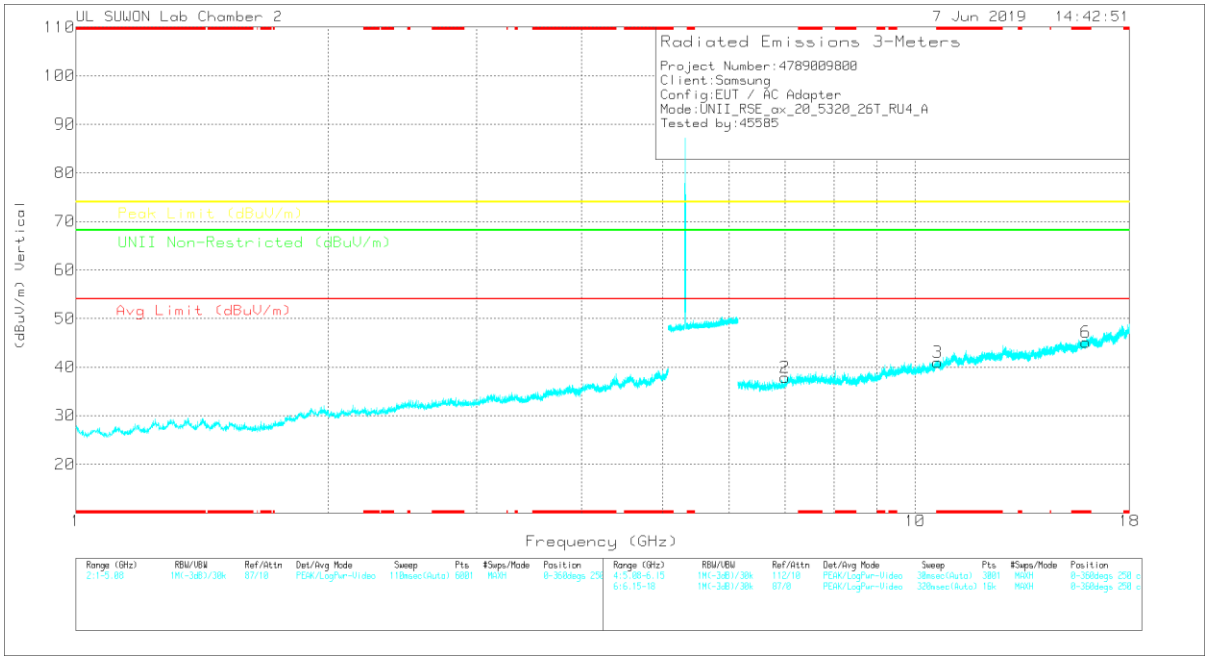

Note: Emission was scanned up to 40GHz; No emissions were detected above the noise floor which was at least 20dB below the specification limit.

UL Korea, Ltd. Confidential
This report shall not be reproduced except in full, without the written approval of UL Korea, Ltd.

HIGH CHANNEL DATA

Trace Markers

Marker	Frequency (GHz)	Meter Reading (dBuV)	Det	3117_00168724	6GHz_HP[dB]	DC Corr (dB)	Corrected Reading (dBuV/m)	Avg Limit (dBuV/m)	Margin (dB)	Peak Limit (dBuV/m)	Margin (dB)	UNII Non-Restricted (dBuV/m)	Margin (dB)	Azimuth (Degs)	Height (cm)	Polarity
1	6.98	26.76	PK	35.8	-25.7	0	36.86	-	-	-	-	68.2	-31.34	0-360	150	H
4	* 10.641	22.62	PK	37.8	-19.6	0	40.82	-	-	74	-33.18	-	-	0-360	150	H
5	* 15.959	24.23	PK	40.5	-19.7	0	45.03	-	-	74	-28.97	-	-	0-360	150	H
2	6.994	27.78	PK	35.8	-25.7	0	37.88	-	-	-	-	68.2	-30.32	0-360	250	V
3	* 10.64	22.79	PK	37.8	-19.6	0	40.99	-	-	74	-33.01	-	-	0-360	150	V
6	* 15.96	24.16	PK	40.5	-19.6	0	45.06	-	-	74	-28.94	-	-	0-360	250	V

* - indicates frequency in CFR47 Pt 15 / IC RSS-Restricted Band
PK – Peak Detector

Note: Only peak measurement was performed. Because peak measurement result of unwanted emission is less than average limit (54dBuV/m).

UL Korea, Ltd. Suwon Laboratory FORM ID: FCC_15E
218 Maeyeong-ro, Yeongtong-gu, Suwon-si, Gyeonggi-do, 16675 Korea TEL: (031) 337-9902,FAX: (031) 213-5433
UL Korea, Ltd. Confidential
This report shall not be reproduced except in full, without the written approval of UL Korea, Ltd.

HE40 RU mode (MIMO / 26T / Low: 0, High: 0)

LOW CHANNEL HORIZONTAL

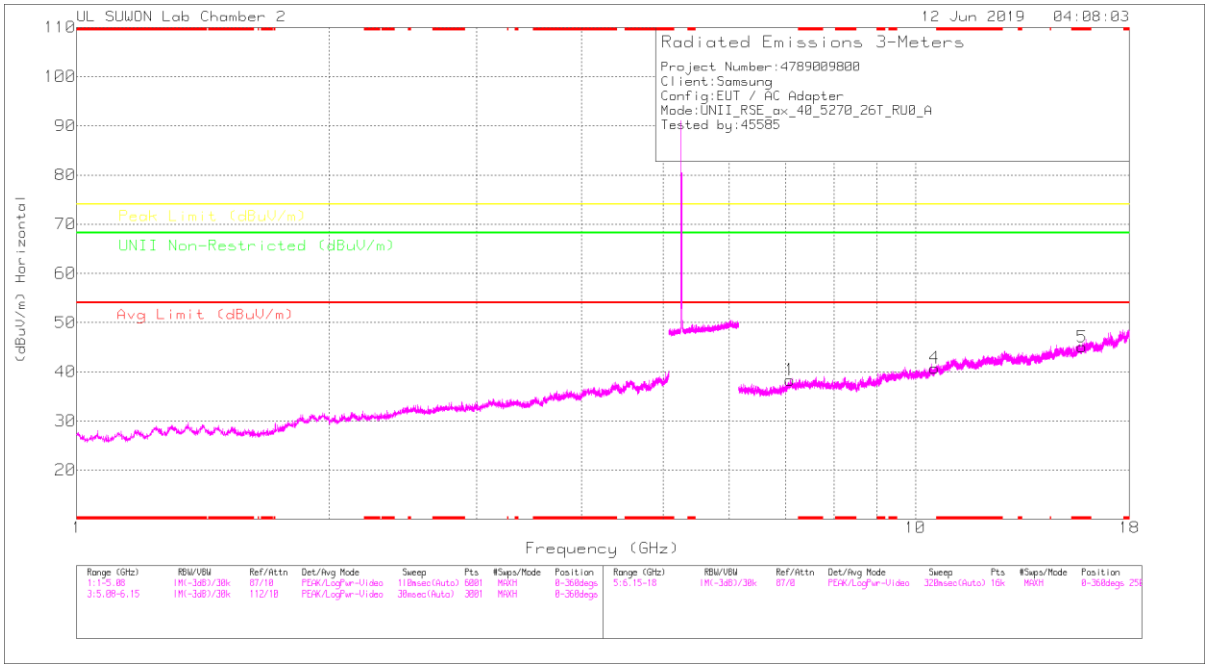

LOW CHANNEL VERTICAL

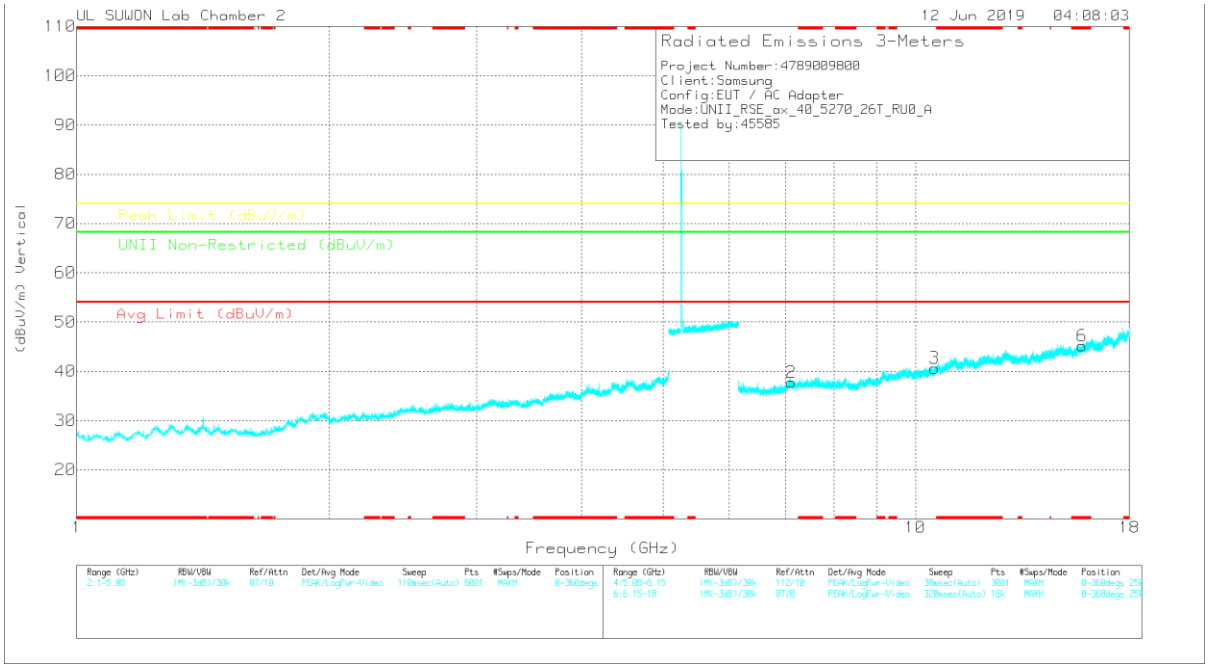

Note: Emission was scanned up to 40GHz; No emissions were detected above the noise floor which was at least 20dB below the specification limit.

UL Korea, Ltd. Confidential
This report shall not be reproduced except in full, without the written approval of UL Korea, Ltd.

LOW CHANNEL DATA

Trace Markers

Marker	Frequency (GHz)	Meter Reading (dBuV)	Det	3117_00168724	6GHz_HP[dB]	DC Corr (dB)	Corrected Reading (dBuV/m)	Avg Limit (dBuV/m)	Margin (dB)	Peak Limit (dBuV/m)	Margin (dB)	UNII Non-Restricted (dBuV/m)	Margin (dB)	Azimuth (Degs)	Height (cm)	Polarity
1	7.089	26.21	PK	35.9	-23.8	0	38.31	-	-	-	-	68.2	-29.89	0-360	150	H
4	10.545	23.55	PK	37.7	-20.5	0	40.75	-	-	-	-	68.2	-27.45	0-360	150	H
5	* 15.816	24.65	PK	40.4	-20	0	45.05	-	-	74	-28.95	-	-	0-360	250	H
2	7.111	25.47	PK	36	-23.7	0	37.77	-	-	-	-	68.2	-30.43	0-360	150	V
3	10.538	23.53	PK	37.7	-20.6	0	40.63	-	-	-	-	68.2	-27.57	0-360	150	V
6	* 15.808	24.66	PK	40.4	-19.9	0	45.16	-	-	74	-28.84	-	-	0-360	150	V

* - indicates frequency in CFR47 Pt 15 / IC RSS-Restricted Band
PK – Peak Detector

Note: Only peak measurement was performed. Because peak measurement result of unwanted emission is less than average limit (54dBuV/m).

UL Korea, Ltd. Suwon Laboratory FORM ID: FCC_15E
218 Maeyeong-ro, Yeongtong-gu, Suwon-si, Gyeonggi-do, 16675 Korea TEL: (031) 337-9902,FAX: (031) 213-5433
UL Korea, Ltd. Confidential
This report shall not be reproduced except in full, without the written approval of UL Korea, Ltd.

HIGH CHANNEL HORIZONTAL

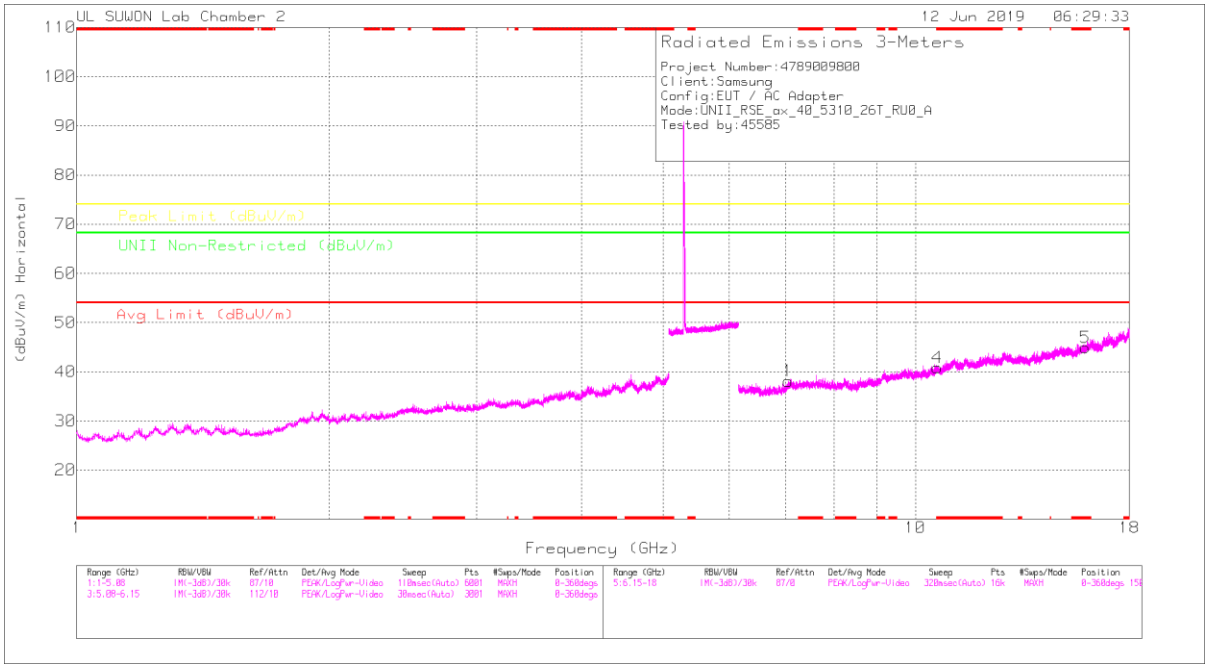

HIGH CHANNEL VERTICAL

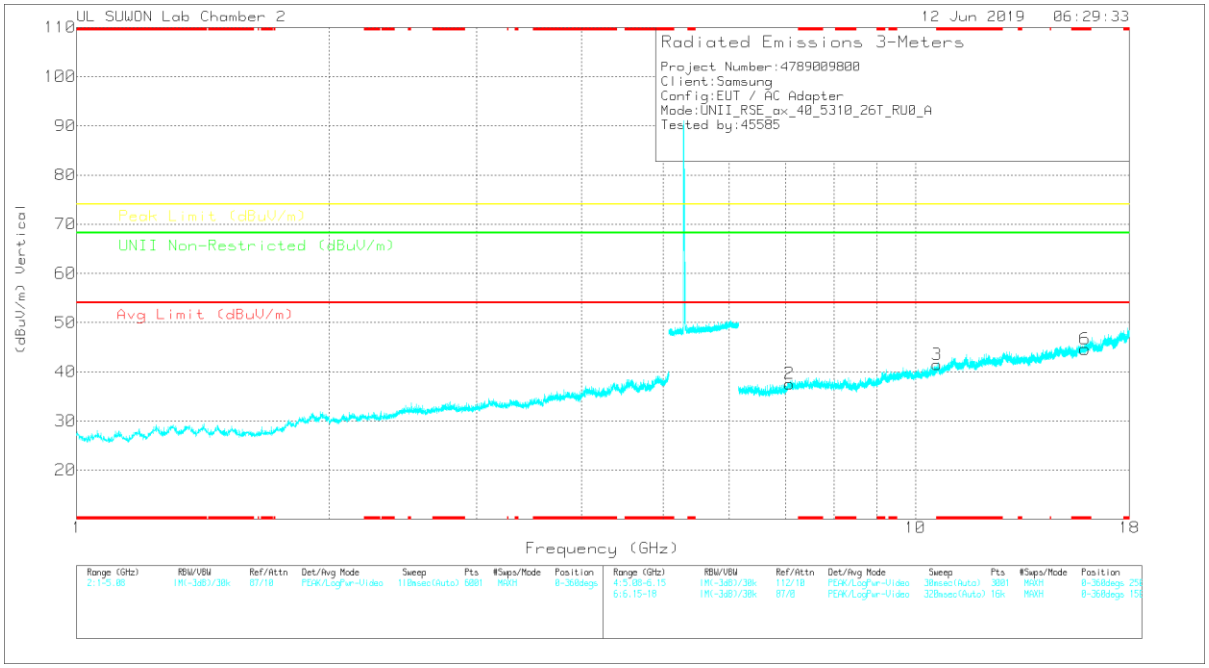

Note: Emission was scanned up to 40GHz; No emissions were detected above the noise floor which was at least 20dB below the specification limit.

UL Korea, Ltd. Confidential
This report shall not be reproduced except in full, without the written approval of UL Korea, Ltd.

HIGH CHANNEL DATA

Trace Markers

Marker	Frequency (GHz)	Meter Reading (dBuV)	Det	3117_00168724	6GHz_HP[dB]	DC Corr (dB)	Corrected Reading (dBuV/m)	Avg Limit (dBuV/m)	Margin (dB)	Peak Limit (dBuV/m)	Margin (dB)	UNII Non-Restricted (dBuV/m)	Margin (dB)	Azimuth (Degs)	Height (cm)	Polarity
1	7.054	26.69	PK	35.9	-24.5	0	38.09	-	-	-	-	68.2	-30.11	0-360	150	H
4	* 10.622	22.64	PK	37.8	-19.6	0	40.84	-	-	74	-33.16	-	-	0-360	250	H
5	* 15.932	23.9	PK	40.5	-19.5	0	44.9	-	-	74	-29.1	-	-	0-360	150	H
2	7.076	25.67	PK	35.9	-24	0	37.57	-	-	-	-	68.2	-30.63	0-360	250	V
3	* 10.619	23.29	PK	37.8	-19.6	0	41.49	-	-	74	-32.51	-	-	0-360	250	V
6	* 15.93	23.62	PK	40.5	-19.5	0	44.62	-	-	74	-29.38	-	-	0-360	250	V

* - indicates frequency in CFR47 Pt 15 / IC RSS-Restricted Band
PK – Peak Detector

Note: Only peak measurement was performed. Because peak measurement result of unwanted emission is less than average limit (54dBuV/m).

UL Korea, Ltd. Suwon Laboratory FORM ID: FCC_15E
218 Maeyeong-ro, Yeongtong-gu, Suwon-si, Gyeonggi-do, 16675 Korea TEL: (031) 337-9902,FAX: (031) 213-5433
UL Korea, Ltd. Confidential
This report shall not be reproduced except in full, without the written approval of UL Korea, Ltd.

HE80 RU mode (MIMO / 26T / Mid: 18)

MID CHANNEL HORIZONTAL

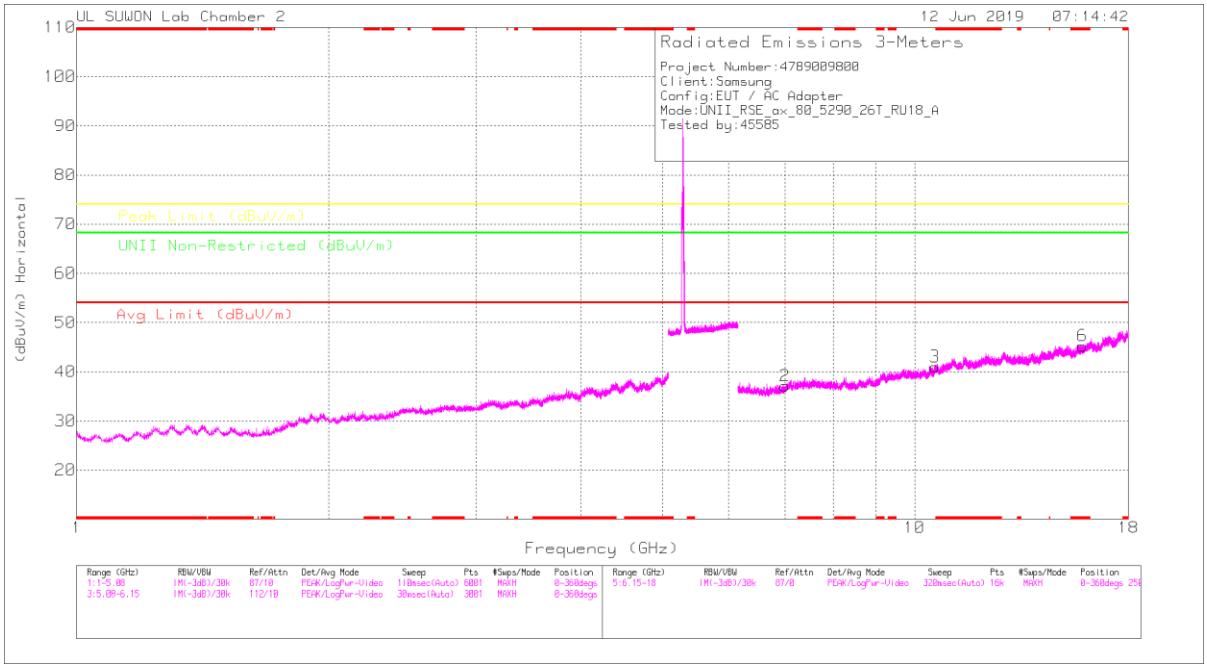

MID CHANNEL VERTICAL

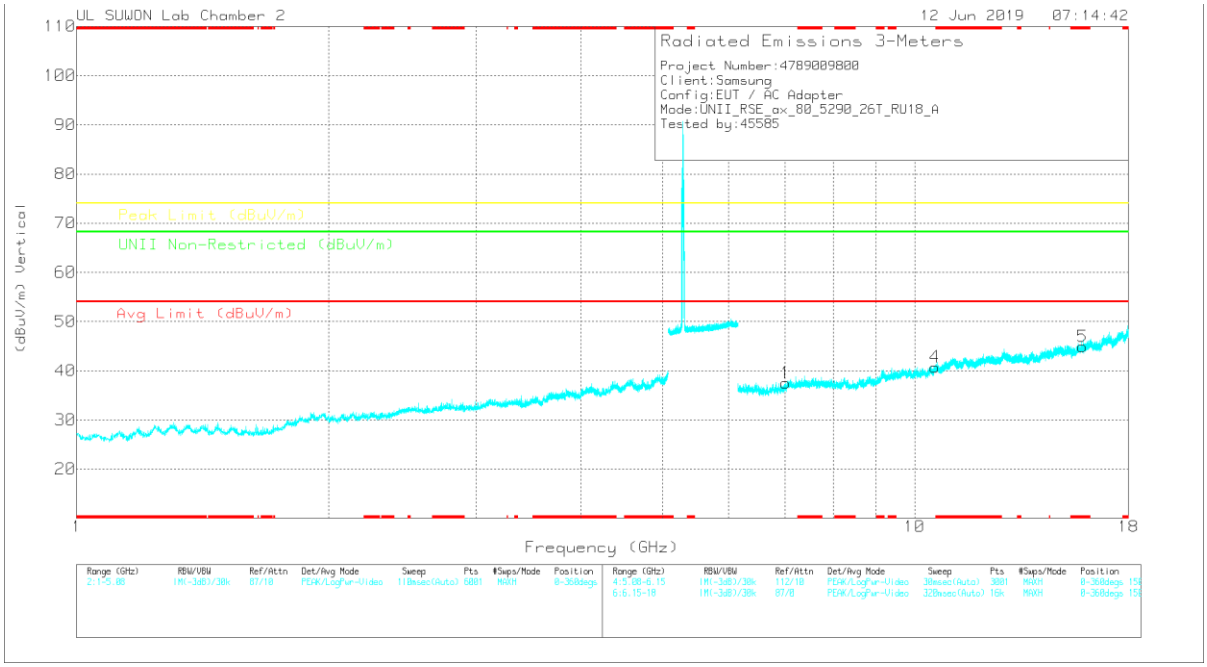

Note: Emission was scanned up to 40GHz; No emissions were detected above the noise floor which was at least 20dB below the specification limit.

UL Korea, Ltd. Suwon Laboratory FORM ID: FCC_15E
218 Maeyeong-ro, Yeongtong-gu, Suwon-si, Gyeonggi-do, 16675 Korea TEL: (031) 337-9902,FAX: (031) 213-5433
UL Korea, Ltd. Confidential
This report shall not be reproduced except in full, without the written approval of UL Korea, Ltd.

MID CHANNEL DATA

Trace Markers

Marker	Frequency (GHz)	Meter Reading (dBuV)	Det	3117_00168724	6GHz_HP[dB]	DC Corr (dB)	Corrected Reading (dBuV/m)	Avg Limit (dBuV/m)	Margin (dB)	Peak Limit (dBuV/m)	Margin (dB)	UNII Non-Restricted (dBuV/m)	Margin (dB)	Azimuth (Degs)	Height (cm)	Polarity
2	7.001	27.05	PK	35.8	-25.7	0	37.15	-	-	-	-	68.2	-31.05	0-360	150	H
3	10.579	22.99	PK	37.8	-19.8	0	40.99	-	-	-	-	68.2	-27.21	0-360	250	H
6	* 15.872	24.44	PK	40.5	-19.7	0	45.24	-	-	74	-28.76	-	-	0-360	250	H
1	7.016	27.17	PK	35.8	-25.5	0	37.47	-	-	-	-	68.2	-30.73	0-360	250	V
4	10.582	22.63	PK	37.8	-19.7	0	40.73	-	-	-	-	68.2	-27.47	0-360	150	V
5	* 15.871	24.1	PK	40.5	-19.7	0	44.9	-	-	74	-29.1	-	-	0-360	250	V

* - indicates frequency in CFR47 Pt 15 / IC RSS-Restricted Band
PK – Peak Detector

Note: Only peak measurement was performed. Because peak measurement result of unwanted emission is less than average limit (54dBuV/m).

UL Korea, Ltd. Suwon Laboratory FORM ID: FCC_15E
218 Maeyeong-ro, Yeongtong-gu, Suwon-si, Gyeonggi-do, 16675 Korea TEL: (031) 337-9902,FAX: (031) 213-5433
UL Korea, Ltd. Confidential
This report shall not be reproduced except in full, without the written approval of UL Korea, Ltd.

11.7. 5.5-5.6 GHz_2Tx (MIMO)

11.7.1.TX ABOVE 1GHz 802.11ax MODE IN THE 5.5GHz BAND RESTRICTED BANDEDGE (LOW CHANNEL)

HE20 SU mode (MIMO)

HORIZONTAL PEAK AND AVERAGE PLOT

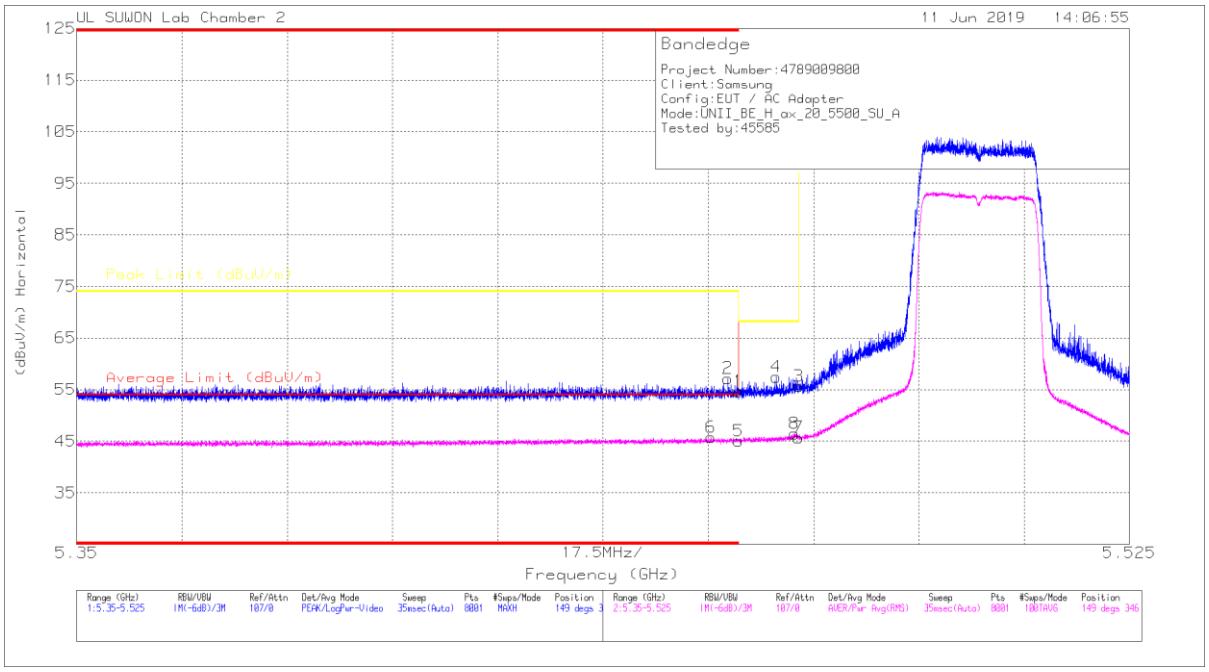

HORIZONTAL DATA

Trace Markers

Marker	Frequency (GHz)	Meter Reading (dBuV)	Det	3117_00168724	10dB[dB]	DC Corr (dB)	Corrected Reading (dBuV/m)	Average Limit (dBuV/m)	Margin (dB)	Peak Limit (dBuV/m)	PK Margin (dB)	Azimuth (Degs)	Height (cm)	Polarity
1	* 5.46	38.25	Pk	34.6	-18.2	0	54.65	-	-	74	-19.35	149	346	H
2	* 5.458	40.78	Pk	34.6	-18.2	0	57.18	-	-	74	-16.82	149	346	H
3	5.47	39.19	Pk	34.6	-18.1	0	55.69	-	-	68.2	-12.51	149	346	H
4	5.466	41.06	Pk	34.6	-18.2	0	57.46	-	-	68.2	-10.74	149	346	H
5	* 5.46	27.31	RMS	34.6	-16.9	0	45.01	54	-8.99	-	-	149	346	H
6	* 5.455	28.03	RMS	34.6	-16.9	0	45.73	54	-8.27	-	-	149	346	H
7	5.47	27.98	RMS	34.6	-16.9	0	45.68	-	-	-	-	149	346	H
8	5.469	28.75	RMS	34.6	-16.9	0	46.45	-	-	-	-	149	346	H

* - indicates frequency in CFR47 Pt 15 / IC RSS-Restricted Band
Pk - Peak detector
RMS - RMS detection

UL Korea, Ltd. Confidential
This report shall not be reproduced except in full, without the written approval of UL Korea, Ltd.

VERTICAL PEAK AND AVERAGE PLOT

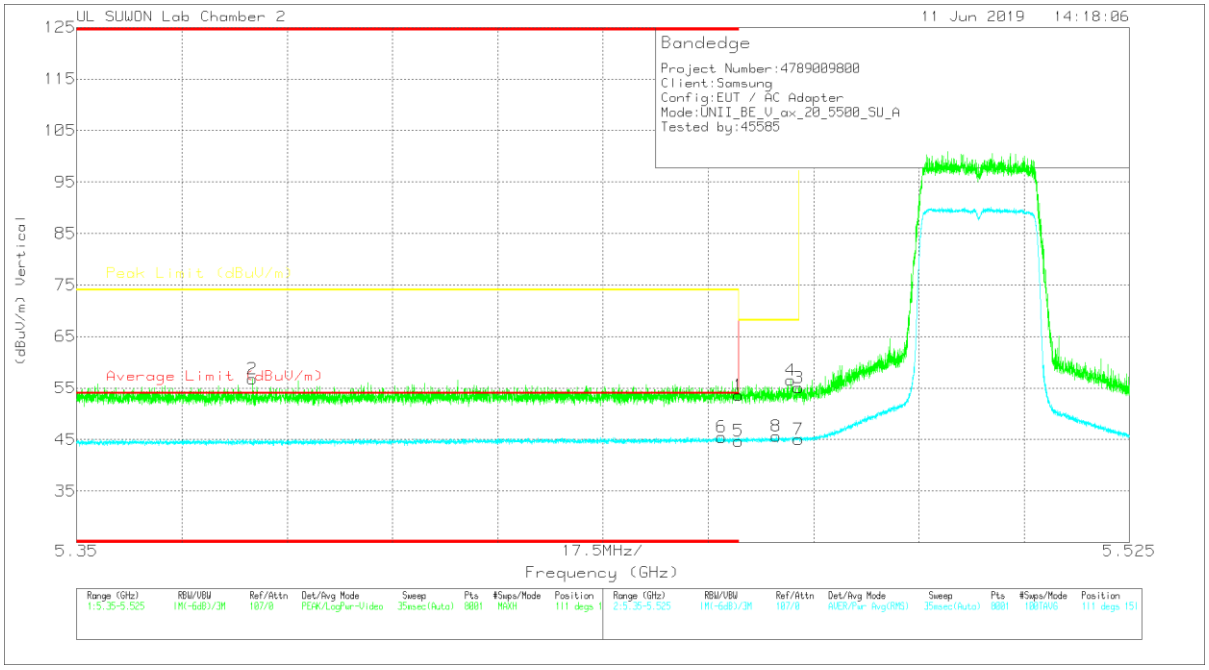

VERTICAL DATA

Trace Markers

Marker	Frequency (GHz)	Meter Reading (dBuV)	Det	3117_00168724	10dB[dB]	DC Corr (dB)	Corrected Reading (dBuV/m)	Average Limit (dBuV/m)	Margin (dB)	Peak Limit (dBuV/m)	PK Margin (dB)	Azimuth (Degs)	Height (cm)	Polarity
1	* 5.46	37.21	Pk	34.6	-18.2	0	53.61	-	-	74	-20.39	111	151	V
2	* 5.379	40.46	Pk	34.5	-18.2	0	56.76	-	-	74	-17.24	111	151	V
3	5.47	38.52	Pk	34.6	-18.1	0	55.02	-	-	68.2	-13.18	111	151	V
4	5.469	40.03	Pk	34.6	-18.1	0	56.53	-	-	68.2	-11.67	111	151	V
5	* 5.46	27.02	RMS	34.6	-16.9	0	44.72	54	-9.28	-	-	111	151	V
6	* 5.457	27.77	RMS	34.6	-16.9	0	45.47	54	-8.53	-	-	111	151	V
7	5.47	27.36	RMS	34.6	-16.9	0	45.06	-	-	-	-	111	151	V
8	5.466	27.96	RMS	34.6	-16.9	0	45.66	-	-	-	-	111	151	V

* - indicates frequency in CFR47 Pt 15 / IC RSS-Restricted Band
Pk - Peak detector
RMS - RMS detection

UL Korea, Ltd. Confidential
This report shall not be reproduced except in full, without the written approval of UL Korea, Ltd.

HE40 SU mode (MIMO)

HORIZONTAL PEAK AND AVERAGE PLOT

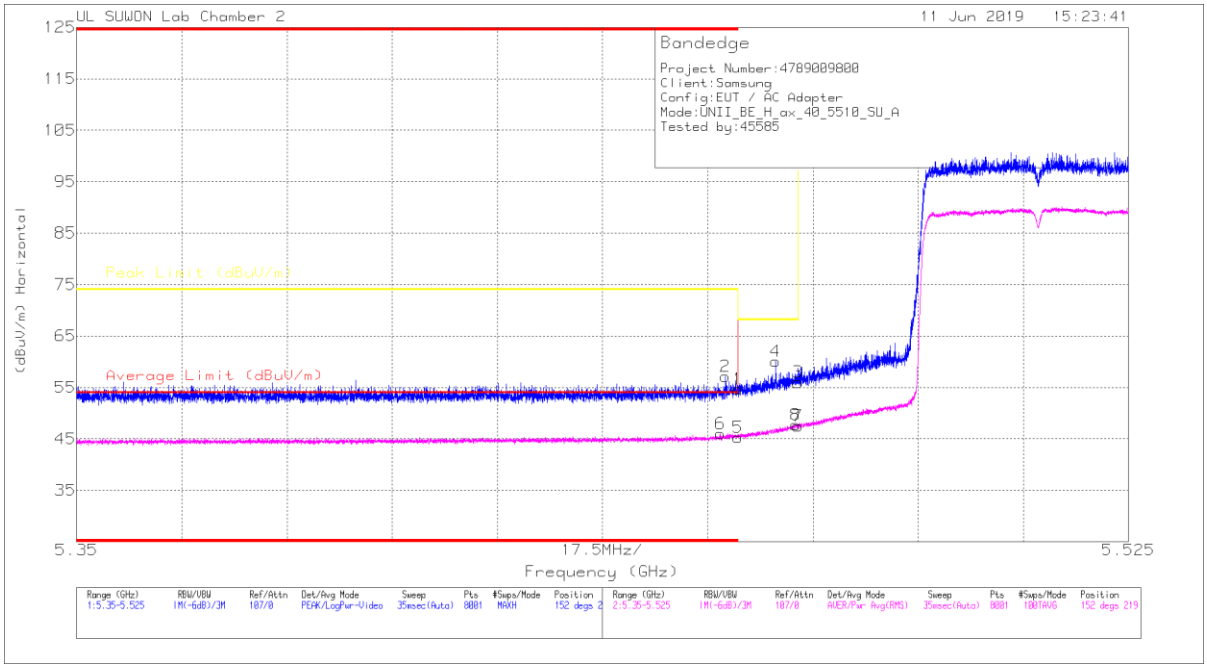

HORIZONTAL DATA

Trace Markers

Marker	Frequency (GHz)	Meter Reading (dBuV)	Det	3117_00168724	10dB[dB]	DC Corr (dB)	Corrected Reading (dBuV/m)	Average Limit (dBuV/m)	Margin (dB)	Peak Limit (dBuV/m)	PK Margin (dB)	Azimuth (Degs)	Height (cm)	Polarity
1	* 5.46	38.3	Pk	34.6	-18.2	0	54.7	-	-	74	-19.3	152	219	H
2	* 5.458	40.72	Pk	34.6	-18.2	0	57.12	-	-	74	-16.88	152	219	H
3	5.47	39.49	Pk	34.6	-18.1	0	55.99	-	-	68.2	-12.21	152	219	H
4	5.466	43.69	Pk	34.6	-18.2	0	60.09	-	-	68.2	-8.11	152	219	H
5	* 5.46	27.58	RMS	34.6	-16.9	0	45.28	54	-8.72	-	-	152	219	H
6	* 5.457	28.31	RMS	34.6	-16.9	0	46.01	54	-7.99	-	-	152	219	H
7	5.47	29.76	RMS	34.6	-16.9	0	47.46	-	-	-	-	152	219	H
8	5.47	30.04	RMS	34.6	-16.9	0	47.74	-	-	-	-	152	219	H

* - indicates frequency in CFR47 Pt 15 / IC RSS-Restricted Band
Pk - Peak detector
RMS - RMS detection

UL Korea, Ltd. Confidential
This report shall not be reproduced except in full, without the written approval of UL Korea, Ltd.

VERTICAL PEAK AND AVERAGE PLOT

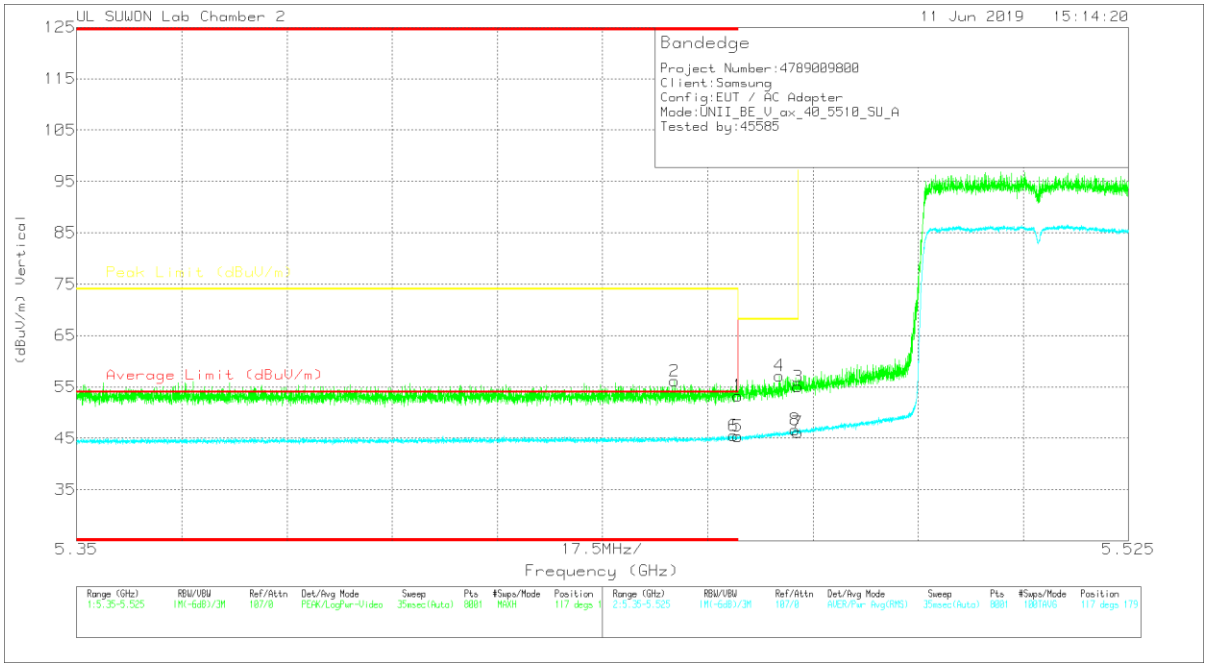

VERTICAL DATA

Trace Markers

Marker	Frequency (GHz)	Meter Reading (dBuV)	Det	3117_00168724	10dB[dB]	DC Corr (dB)	Corrected Reading (dBuV/m)	Average Limit (dBuV/m)	Margin (dB)	Peak Limit (dBuV/m)	PK Margin (dB)	Azimuth (Degs)	Height (cm)	Polarity
1	* 5.46	36.86	Pk	34.6	-18.2	0	53.26	-	-	74	-20.74	117	179	V
2	* 5.45	39.73	Pk	34.5	-18.1	0	56.13	-	-	74	-17.87	117	179	V
3	5.47	38.58	Pk	34.6	-18.1	0	55.08	-	-	68.2	-13.12	117	179	V
4	5.467	40.77	Pk	34.6	-18.2	0	57.17	-	-	68.2	-11.03	117	179	V
5	* 5.46	27.66	RMS	34.6	-16.9	0	45.36	54	-8.64	-	-	117	179	V
6	* 5.459	27.79	RMS	34.6	-16.9	0	45.49	54	-8.51	-	-	117	179	V
7	5.47	28.4	RMS	34.6	-16.9	0	46.1	-	-	-	-	117	179	V
8	5.47	28.96	RMS	34.6	-16.9	0	46.66	-	-	-	-	117	179	V

* - indicates frequency in CFR47 Pt 15 / IC RSS-Restricted Band
Pk - Peak detector
RMS - RMS detection

UL Korea, Ltd. Confidential
This report shall not be reproduced except in full, without the written approval of UL Korea, Ltd.

HE80 SU mode (MIMO)

HORIZONTAL PEAK AND AVERAGE PLOT

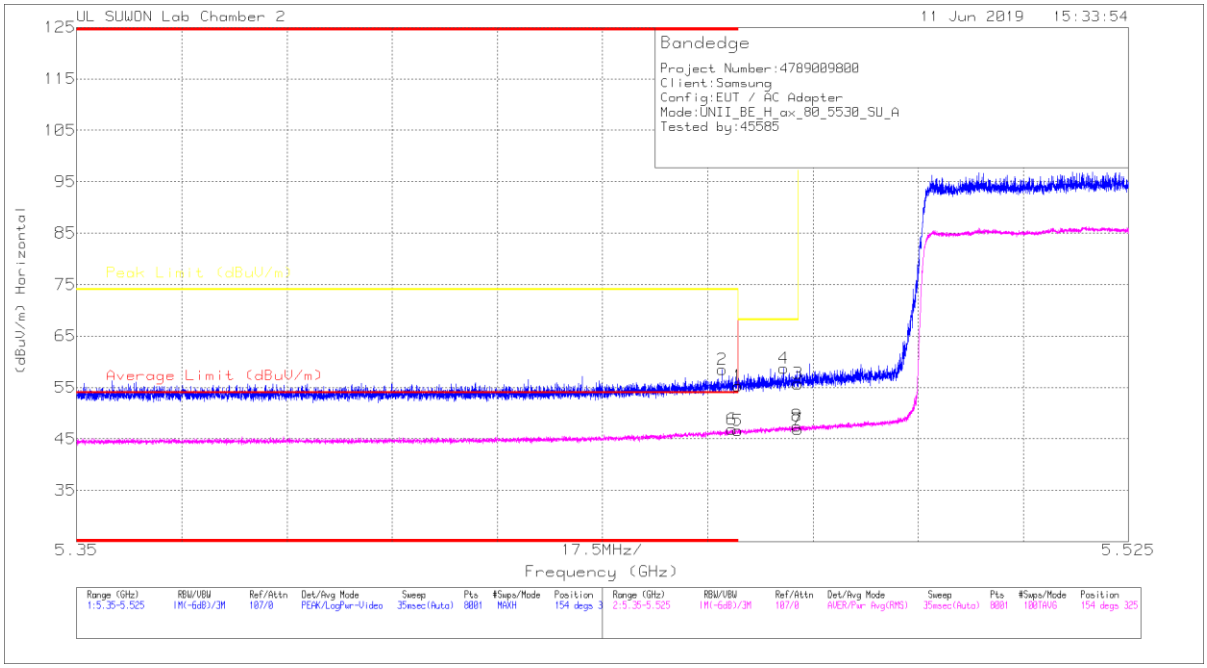

HORIZONTAL DATA

Trace Markers

Marker	Frequency (GHz)	Meter Reading (dBuV)	Det	3117_00168724	10dB[dB]	DC Corr (dB)	Corrected Reading (dBuV/m)	Average Limit (dBuV/m)	Margin (dB)	Peak Limit (dBuV/m)	PK Margin (dB)	Azimuth (Degs)	Height (cm)	Polarity
1	* 5.46	38.92	Pk	34.6	-18.2	0	55.32	-	-	74	-18.68	154	325	H
2	* 5.457	42.04	Pk	34.6	-18.2	0	58.44	-	-	74	-15.56	154	325	H
3	5.47	39.24	Pk	34.6	-18.1	0	55.74	-	-	68.2	-12.46	154	325	H
4	5.468	42.3	Pk	34.6	-18.2	0	58.7	-	-	68.2	-9.5	154	325	H
5	* 5.46	28.92	RMS	34.6	-16.9	0	46.62	54	-7.38	-	-	154	325	H
6	* 5.459	29.19	RMS	34.6	-16.9	0	46.89	54	-7.11	-	-	154	325	H
7	5.47	29.13	RMS	34.6	-16.9	0	46.83	-	-	-	-	154	325	H
8	5.47	29.81	RMS	34.6	-16.9	0	47.51	-	-	-	-	154	325	H

* - indicates frequency in CFR47 Pt 15 / IC RSS-Restricted Band
Pk - Peak detector
RMS - RMS detection

UL Korea, Ltd. Confidential
This report shall not be reproduced except in full, without the written approval of UL Korea, Ltd.

VERTICAL PEAK AND AVERAGE PLOT

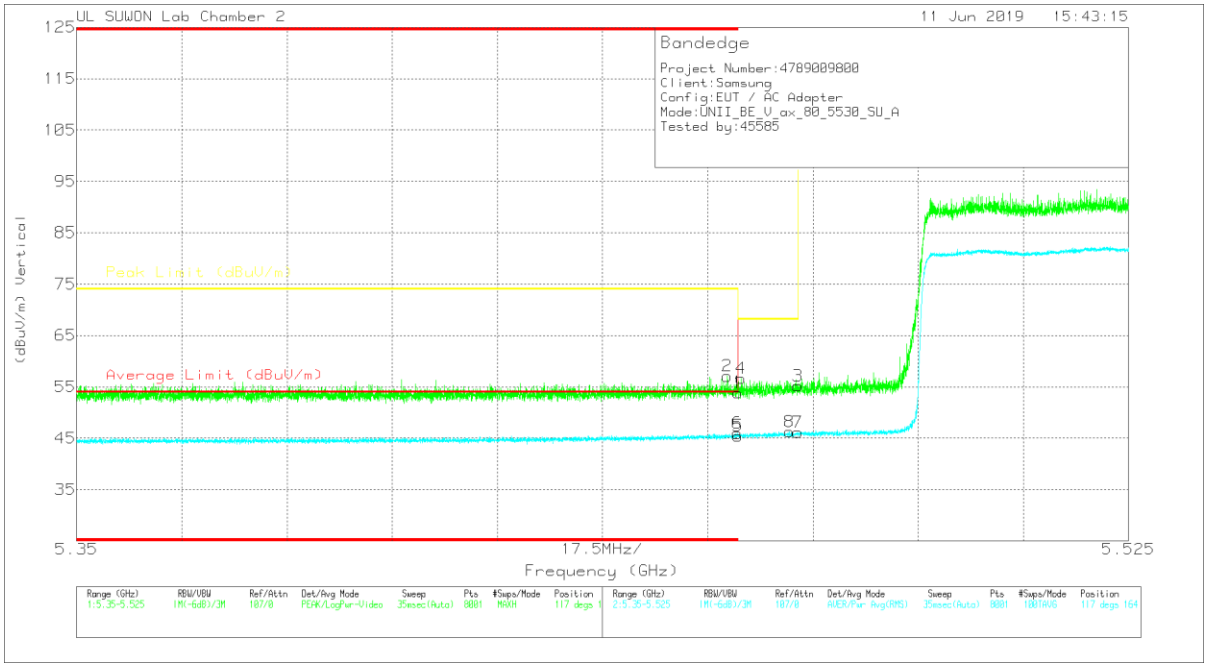

VERTICAL DATA

Trace Markers

Marker	Frequency (GHz)	Meter Reading (dBuV)	Det	3117_00168724	10dB[dB]	DC Corr (dB)	Corrected Reading (dBuV/m)	Average Limit (dBuV/m)	Margin (dB)	Peak Limit (dBuV/m)	PK Margin (dB)	Azimuth (Degs)	Height (cm)	Polarity
1	* 5.46	37.49	Pk	34.6	-18.2	0	53.89	-	-	74	-20.11	117	164	V
2	* 5.458	40.69	Pk	34.6	-18.2	0	57.09	-	-	74	-16.91	117	164	V
3	5.47	38.7	Pk	34.6	-18.1	0	55.2	-	-	68.2	-13	117	164	V
4	5.461	40.24	Pk	34.6	-18.2	0	56.64	-	-	68.2	-11.56	117	164	V
5	* 5.46	27.75	RMS	34.6	-16.9	0	45.45	54	-8.55	-	-	117	164	V
6	* 5.46	28.27	RMS	34.6	-16.9	0	45.97	54	-8.03	-	-	117	164	V
7	5.47	28.46	RMS	34.6	-16.9	0	46.16	-	-	-	-	117	164	V
8	5.469	28.54	RMS	34.6	-16.9	0	46.24	-	-	-	-	117	164	V

* - indicates frequency in CFR47 Pt 15 / IC RSS-Restricted Band
Pk - Peak detector
RMS - RMS detection

UL Korea, Ltd. Confidential
This report shall not be reproduced except in full, without the written approval of UL Korea, Ltd.

484T RU mode (MIMO / HE80 / RU offset 65)

HORIZONTAL PEAK AND AVERAGE PLOT

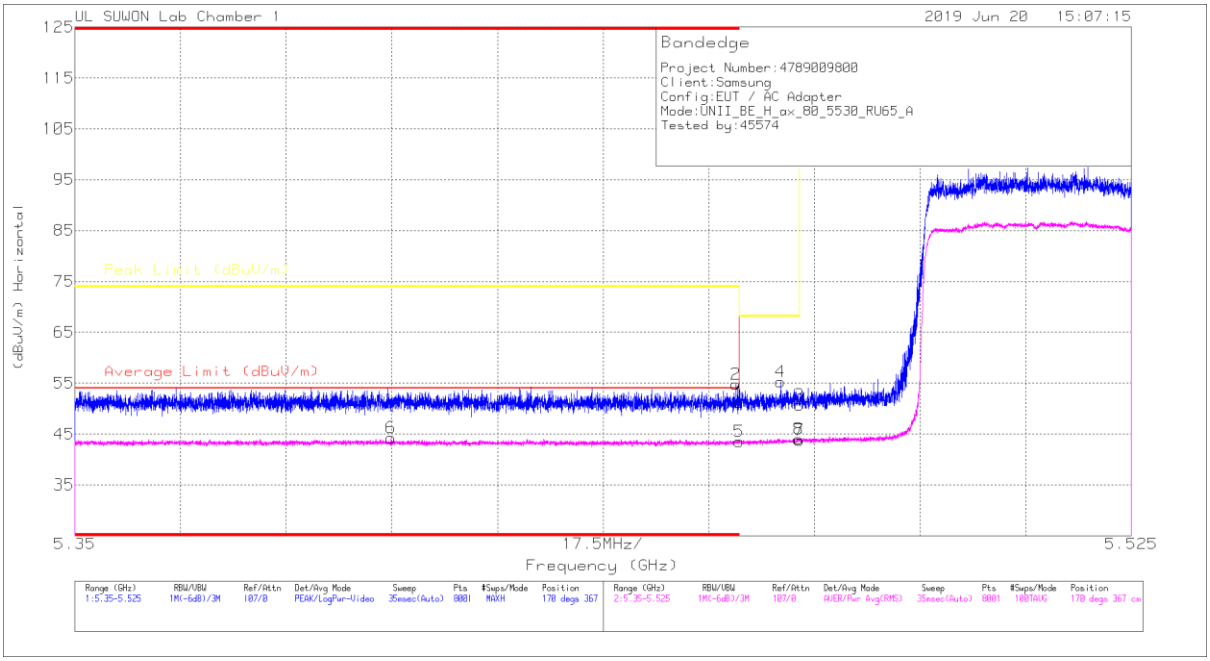

HORIZONTAL DATA

Trace Markers

Marker	Frequency (GHz)	Meter Reading (dBuV)	Det	3117_00168717	10dB[dB]	DC Corr (dB)	Corrected Reading (dBuV/m)	Average Limit (dBuV/m)	Margin (dB)	Peak Limit (dBuV/m)	PK Margin (dB)	Azimuth (Degs)	Height (cm)	Polarity
1	* 5.45999	37.91	Pk	34.7	-21.4	0	51.21	-	-	74	-22.79	170	367	H
2	* 5.45953	41.52	Pk	34.7	-21.4	0	54.82	-	-	74	-19.18	170	367	H
3	5.46998	37.37	Pk	34.7	-21.4	0	50.67	-	-	68.2	-17.53	170	367	H
4	5.46692	41.96	Pk	34.7	-21.4	0	55.26	-	-	68.2	-12.94	170	367	H
5	* 5.45999	29.19	RMS	34.7	-21.5	1.11	43.5	54	-10.5	-	-	170	367	H
6	* 5.40233	30.12	RMS	34.7	-21.7	1.11	44.23	54	-9.77	-	-	170	367	H
7	5.46998	29.42	RMS	34.7	-21.5	1.11	43.73	-	-	-	-	170	367	H
8	5.46988	29.73	RMS	34.7	-21.5	1.11	44.04	-	-	-	-	170	367	H

* - indicates frequency in CFR47 Pt 15 / IC RSS-Restricted Band
Pk - Peak detector
RMS - RMS detection

UL Korea, Ltd. Confidential
This report shall not be reproduced except in full, without the written approval of UL Korea, Ltd.

VERTICAL PEAK AND AVERAGE PLOT

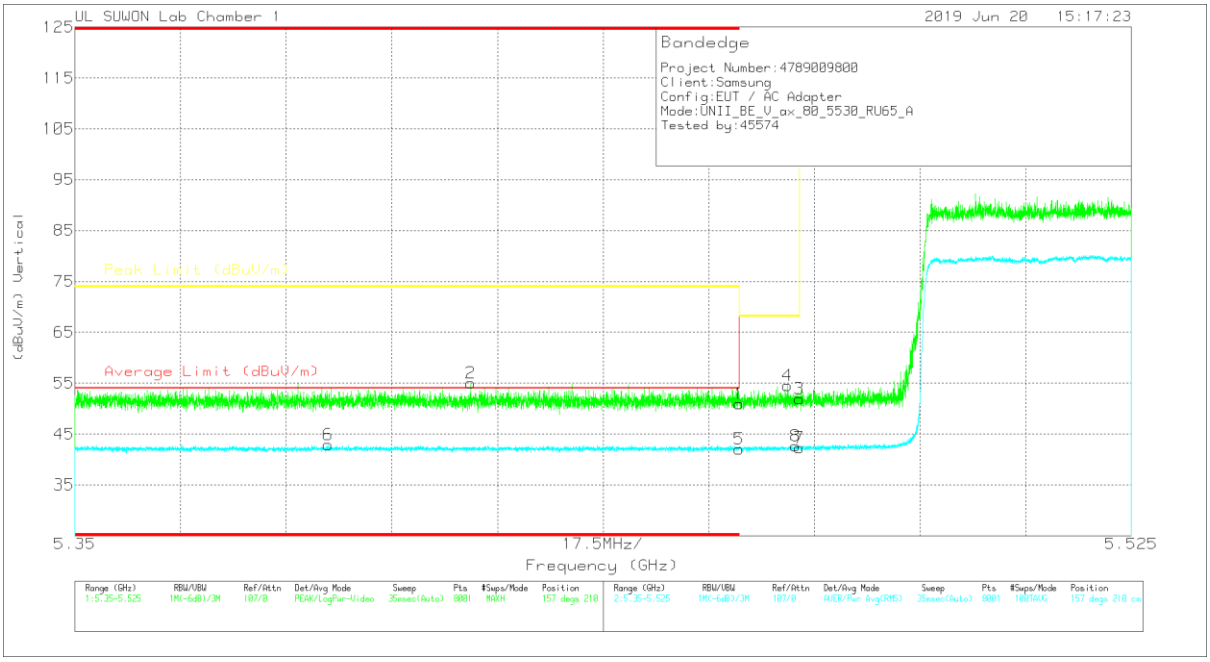

VERTICAL DATA

Trace Markers

Marker	Frequency (GHz)	Meter Reading (dBuV)	Det	3117_00168717	10dB[dB]	DC Corr (dB)	Corrected Reading (dBuV/m)	Average Limit (dBuV/m)	Margin (dB)	Peak Limit (dBuV/m)	PK Margin (dB)	Azimuth (Degs)	Height (cm)	Polarity
1	* 5.45999	37.69	Pk	34.7	-21.4	0	50.99	-	-	74	-23.01	157	210	V
2	* 5.41554	41.83	Pk	34.7	-21.5	0	55.03	-	-	74	-18.97	157	210	V
3	5.46998	38.62	Pk	34.7	-21.4	0	51.92	-	-	68.2	-16.28	157	210	V
4	5.46808	41.18	Pk	34.7	-21.4	0	54.48	-	-	68.2	-13.72	157	210	V
5	* 5.45999	28.79	RMS	34.7	-21.5	0	41.99	54	-12.01	-	-	157	210	V
6	* 5.39196	29.94	RMS	34.7	-21.7	0	42.94	54	-11.06	-	-	157	210	V
7	5.46998	29.05	RMS	34.7	-21.5	0	42.25	-	-	-	-	157	210	V
8	5.46935	29.55	RMS	34.7	-21.6	0	42.65	-	-	-	-	157	210	V

* - indicates frequency in CFR47 Pt 15 / IC RSS-Restricted Band
Pk - Peak detector
RMS - RMS detection

UL Korea, Ltd. Confidential
This report shall not be reproduced except in full, without the written approval of UL Korea, Ltd.

242T RU mode (MIMO / HE40 / RU offset 61)

HORIZONTAL PEAK AND AVERAGE PLOT

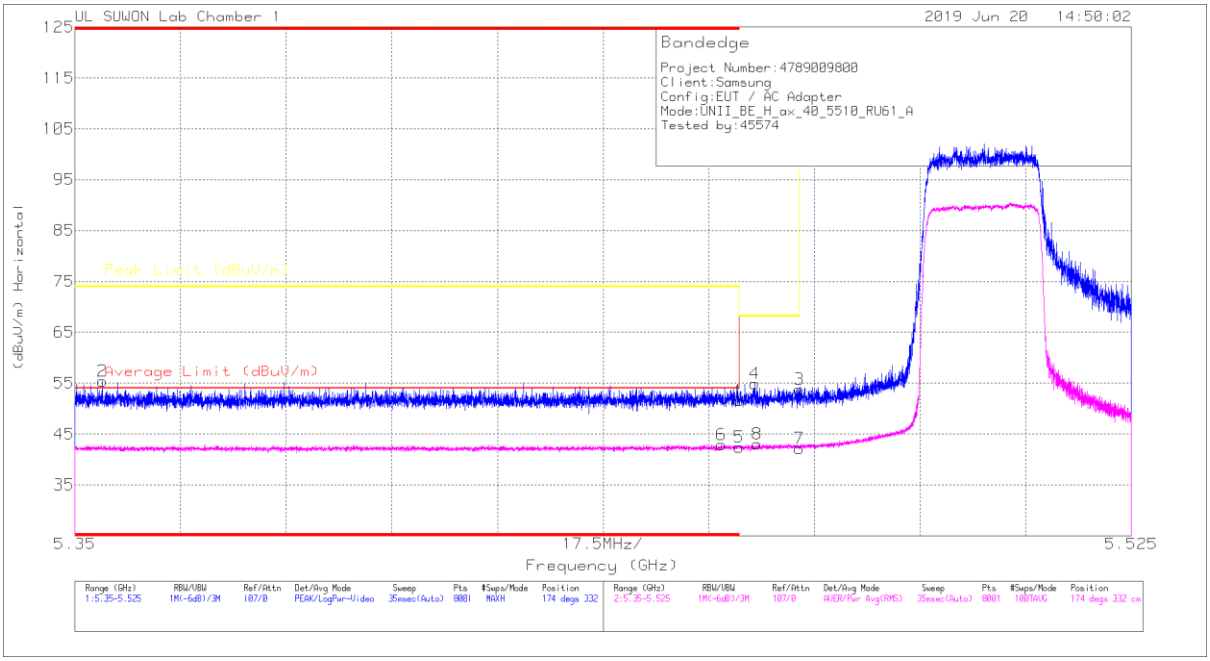

HORIZONTAL DATA

Trace Markers

Marker	Frequency (GHz)	Meter Reading (dBuV)	Det	3117_00168717	10dB[dB]	DC Corr (dB)	Corrected Reading (dBuV/m)	Average Limit (dBuV/m)	Margin (dB)	Peak Limit (dBuV/m)	PK Margin (dB)	Azimuth (Degs)	Height (cm)	Polarity
1	* 5.45999	38.32	Pk	34.7	-21.4	0	51.62	-	-	74	-22.38	174	332	H
2	* 5.35453	42.31	Pk	34.7	-21.6	0	55.41	-	-	74	-18.59	174	332	H
3	5.46998	40.45	Pk	34.7	-21.4	0	53.75	-	-	68.2	-14.45	174	332	H
4	5.46266	41.57	Pk	34.7	-21.4	0	54.87	-	-	68.2	-13.33	174	332	H
5	* 5.45999	29.22	RMS	34.7	-21.5	0	42.42	54	-11.58	-	-	174	332	H
6	* 5.45714	29.86	RMS	34.7	-21.6	0	42.96	54	-11.04	-	-	174	332	H
7	5.46998	29.02	RMS	34.7	-21.5	0	42.22	-	-	-	-	174	332	H
8	5.46307	29.97	RMS	34.7	-21.6	0	43.07	-	-	-	-	174	332	H

* - indicates frequency in CFR47 Pt 15 / IC RSS-Restricted Band
Pk - Peak detector
RMS - RMS detection

UL Korea, Ltd. Confidential
This report shall not be reproduced except in full, without the written approval of UL Korea, Ltd.

VERTICAL PEAK AND AVERAGE PLOT

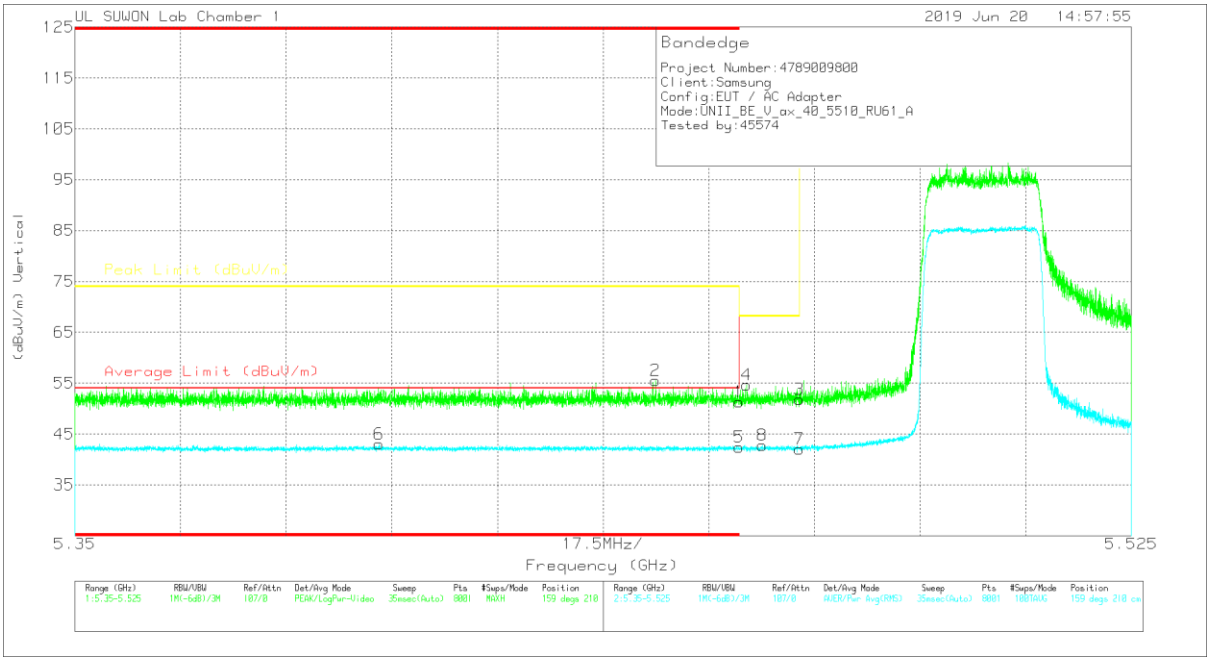

VERTICAL DATA

Trace Markers

Marker	Frequency (GHz)	Meter Reading (dBuV)	Det	3117_00168717	10dB[dB]	DC Corr (dB)	Corrected Reading (dBuV/m)	Average Limit (dBuV/m)	Margin (dB)	Peak Limit (dBuV/m)	PK Margin (dB)	Azimuth (Degs)	Height (cm)	Polarity
1	* 5.45999	38	Pk	34.7	-21.4	0	51.3	-	-	74	-22.7	159	210	V
2	* 5.44623	42.27	Pk	34.7	-21.5	0	55.47	-	-	74	-18.53	159	210	V
3	5.46998	38.54	Pk	34.7	-21.4	0	51.84	-	-	68.2	-16.36	159	210	V
4	5.46132	41.32	Pk	34.7	-21.4	0	54.62	-	-	68.2	-13.58	159	210	V
5	* 5.45999	29.24	RMS	34.7	-21.5	0	42.44	54	-11.56	-	-	159	210	V
6	* 5.40042	29.98	RMS	34.7	-21.7	0	42.98	54	-11.02	-	-	159	210	V
7	5.46998	28.87	RMS	34.7	-21.5	0	42.07	-	-	-	-	159	210	V
8	5.46384	29.73	RMS	34.7	-21.6	0	42.83	-	-	-	-	159	210	V

* - indicates frequency in CFR47 Pt 15 / IC RSS-Restricted Band
Pk - Peak detector
RMS - RMS detection

UL Korea, Ltd. Confidential
This report shall not be reproduced except in full, without the written approval of UL Korea, Ltd.

106T RU mode (MIMO / HE20 / RU offset 53)

HORIZONTAL PEAK AND AVERAGE PLOT

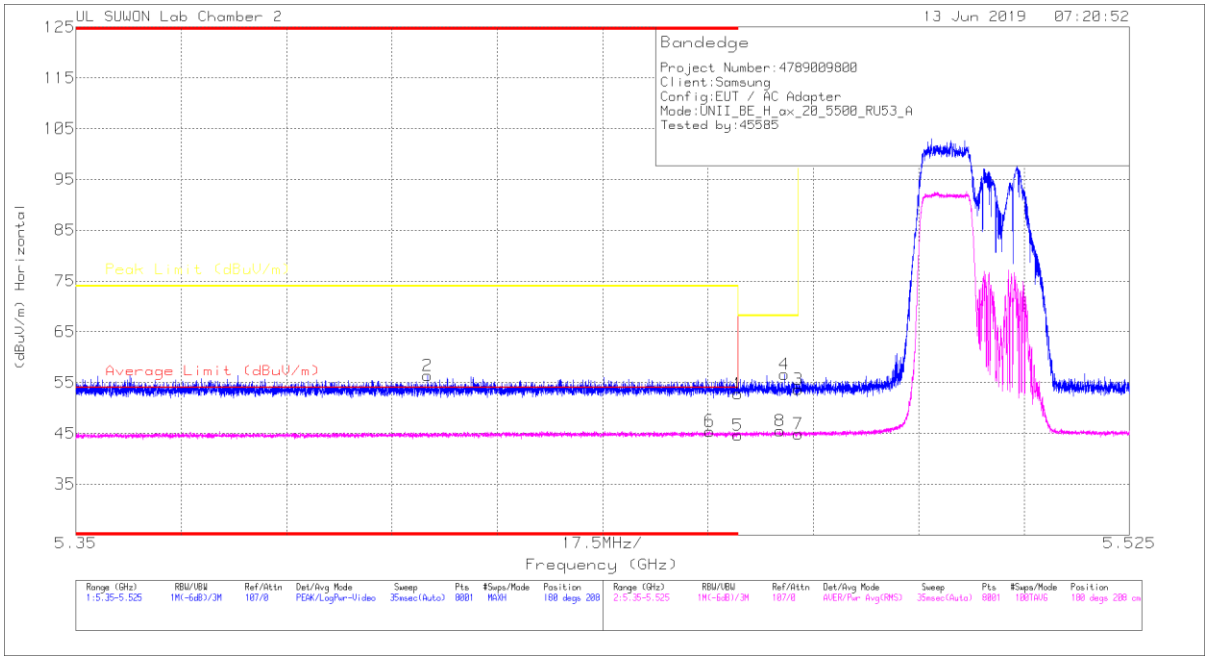

HORIZONTAL DATA

Trace Markers

Marker	Frequency (GHz)	Meter Reading (dBuV)	Det	3117_00168724	10dB[dB]	DC Corr (dB)	Corrected Reading (dBuV/m)	Average Limit (dBuV/m)	Margin (dB)	Peak Limit (dBuV/m)	PK Margin (dB)	Azimuth (Degs)	Height (cm)	Polarity
1	* 5.46	36.45	Pk	34.6	-18.2	0	52.85	-	-	74	-21.15	180	208	H
2	* 5.408	40.02	Pk	34.5	-18.1	0	56.42	-	-	74	-17.58	180	208	H
3	5.47	37.17	Pk	34.6	-18.1	0	53.67	-	-	68.2	-14.53	180	208	H
4	5.468	40.24	Pk	34.6	-18.2	0	56.64	-	-	68.2	-11.56	180	208	H
5	* 5.46	26.94	RMS	34.6	-16.9	0	44.64	54	-9.36	-	-	180	208	H
6	* 5.455	27.74	RMS	34.6	-16.9	0	45.44	54	-8.56	-	-	180	208	H
7	5.47	27.22	RMS	34.6	-16.9	0	44.92	-	-	-	-	180	208	H
8	5.467	27.78	RMS	34.6	-16.9	0	45.48	-	-	-	-	180	208	H

* - indicates frequency in CFR47 Pt 15 / IC RSS-Restricted Band
Pk - Peak detector
RMS - RMS detection

UL Korea, Ltd. Confidential
This report shall not be reproduced except in full, without the written approval of UL Korea, Ltd.

VERTICAL PEAK AND AVERAGE PLOT

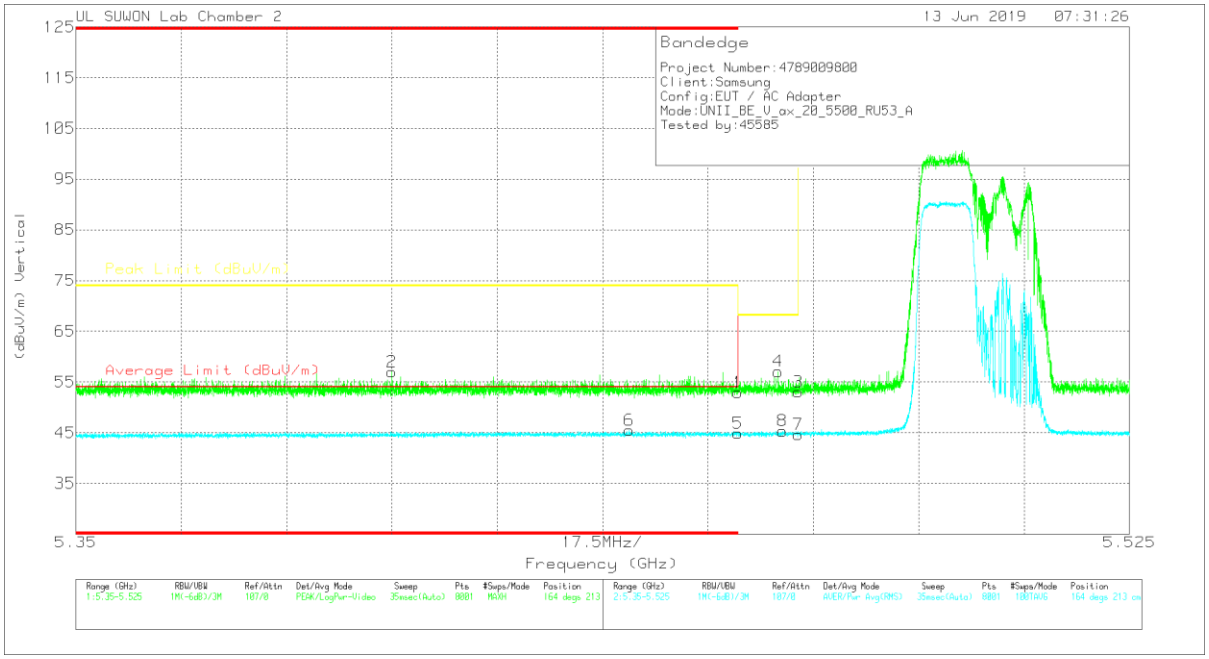

VERTICAL DATA

Trace Markers

Marker	Frequency (GHz)	Meter Reading (dBuV)	Det	3117_00168724	10dB[dB]	DC Corr (dB)	Corrected Reading (dBuV/m)	Average Limit (dBuV/m)	Margin (dB)	Peak Limit (dBuV/m)	PK Margin (dB)	Azimuth (Degs)	Height (cm)	Polarity
1	* 5.46	36.58	Pk	34.6	-18.2	0	52.98	-	-	74	-21.02	164	213	V
2	* 5.403	40.76	Pk	34.5	-18.2	0	57.06	-	-	74	-16.94	164	213	V
3	5.47	36.52	Pk	34.6	-18.1	0	53.02	-	-	68.2	-15.18	164	213	V
4	5.467	40.67	Pk	34.6	-18.2	0	57.07	-	-	68.2	-11.13	164	213	V
5	* 5.46	27.15	RMS	34.6	-16.9	0	44.85	54	-9.15	-	-	164	213	V
6	* 5.442	27.85	RMS	34.5	-16.9	0	45.45	54	-8.55	-	-	164	213	V
7	5.47	26.93	RMS	34.6	-16.9	0	44.63	-	-	-	-	164	213	V
8	5.467	27.62	RMS	34.6	-16.9	0	45.32	-	-	-	-	164	213	V

* - indicates frequency in CFR47 Pt 15 / IC RSS-Restricted Band
Pk - Peak detector
RMS - RMS detection

UL Korea, Ltd. Confidential
This report shall not be reproduced except in full, without the written approval of UL Korea, Ltd.

52T RU mode (MIMO / HE80 / RU offset 37)

HORIZONTAL PEAK AND AVERAGE PLOT

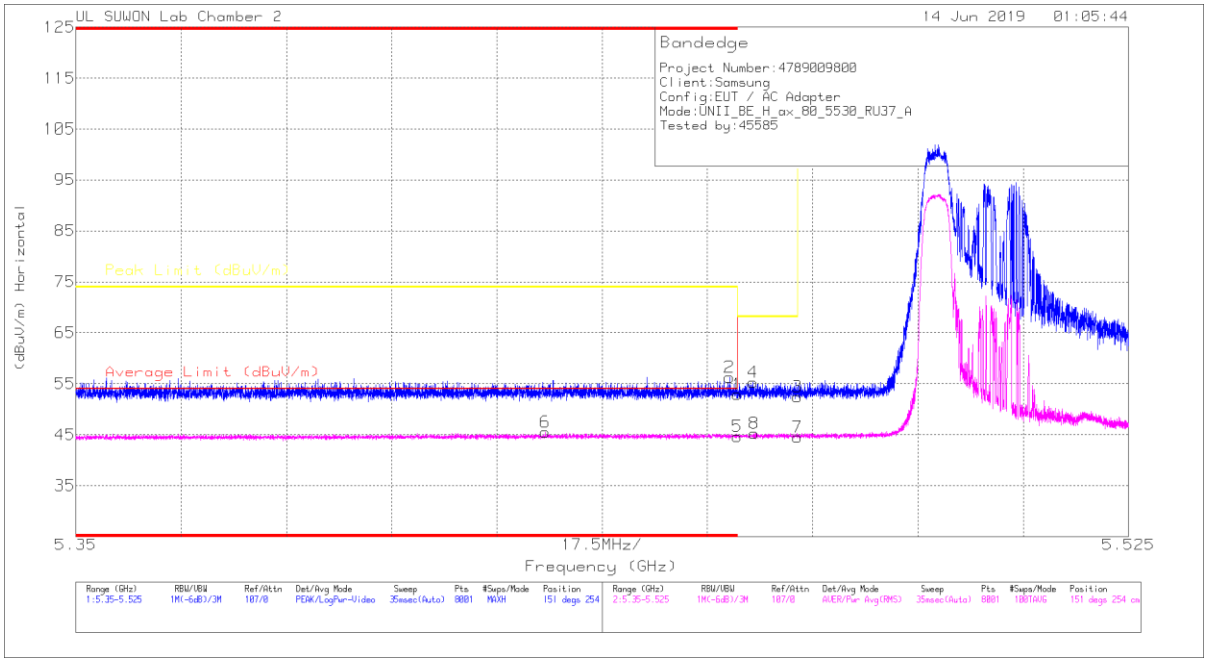

HORIZONTAL DATA

Trace Markers

Marker	Frequency (GHz)	Meter Reading (dBuV)	Det	3117_00168724	10dB[dB]	DC Corr (dB)	Corrected Reading (dBuV/m)	Average Limit (dBuV/m)	Margin (dB)	Peak Limit (dBuV/m)	PK Margin (dB)	Azimuth (Degs)	Height (cm)	Polarity
1	* 5.46	36.48	Pk	34.6	-18.2	0	52.88	-	-	74	-21.12	151	254	H
2	* 5.459	39.85	Pk	34.6	-18.2	0	56.25	-	-	74	-17.75	151	254	H
3	5.47	35.91	Pk	34.6	-18.1	0	52.41	-	-	68.2	-15.79	151	254	H
4	5.463	38.77	Pk	34.6	-18.1	0	55.27	-	-	68.2	-12.93	151	254	H
5	* 5.46	26.99	RMS	34.6	-16.9	0	44.69	54	-9.31	-	-	151	254	H
6	* 5.428	27.97	RMS	34.5	-17	0	45.47	54	-8.53	-	-	151	254	H
7	5.47	26.79	RMS	34.6	-16.9	0	44.49	-	-	-	-	151	254	H
8	5.463	27.58	RMS	34.6	-16.9	0	45.28	-	-	-	-	151	254	H

* - indicates frequency in CFR47 Pt 15 / IC RSS-Restricted Band
Pk - Peak detector
RMS - RMS detection

UL Korea, Ltd. Confidential
This report shall not be reproduced except in full, without the written approval of UL Korea, Ltd.

VERTICAL PEAK AND AVERAGE PLOT

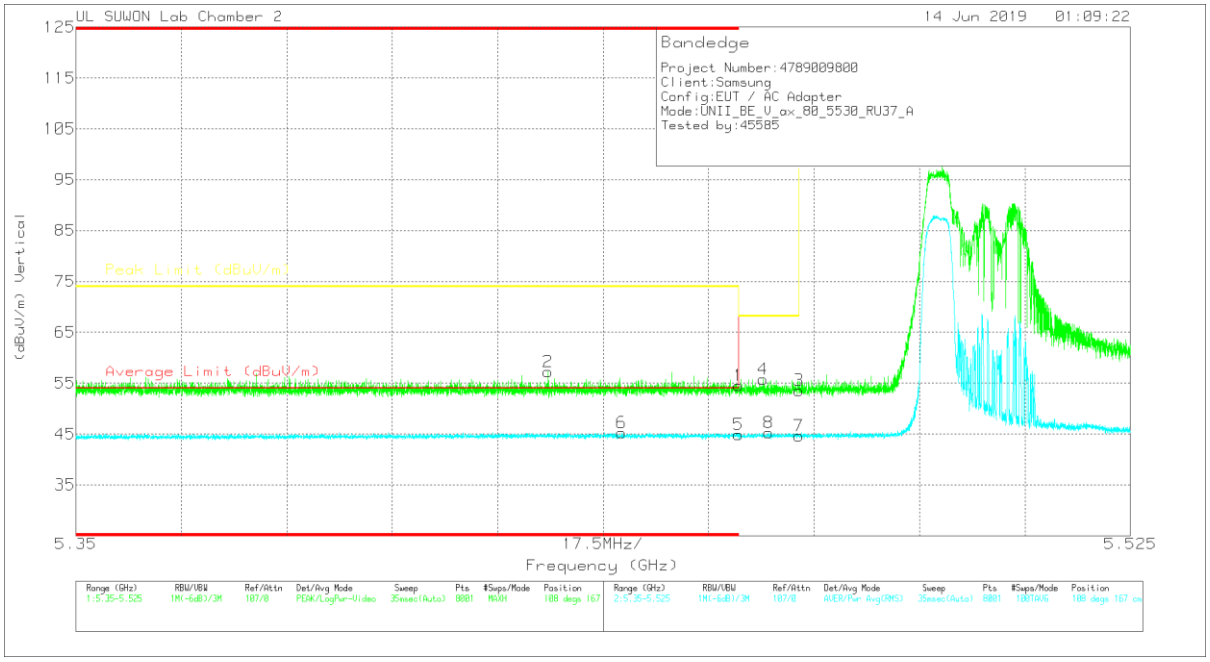

VERTICAL DATA

Trace Markers

Marker	Frequency (GHz)	Meter Reading (dBuV)	Det	3117_00168724	10dB[dB]	DC Corr (dB)	Corrected Reading (dBuV/m)	Average Limit (dBuV/m)	Margin (dB)	Peak Limit (dBuV/m)	PK Margin (dB)	Azimuth (Degs)	Height (cm)	Polarity
1	* 5.46	38.16	Pk	34.6	-18.2	0	54.56	-	-	74	-19.44	108	167	V
2	* 5.428	40.84	Pk	34.5	-18.1	0	57.24	-	-	74	-16.76	108	167	V
3	5.47	37.1	Pk	34.6	-18.1	0	53.6	-	-	68.2	-14.6	108	167	V
4	5.464	39.29	Pk	34.6	-18.1	0	55.79	-	-	68.2	-12.41	108	167	V
5	* 5.46	27.19	RMS	34.6	-16.9	0	44.89	54	-9.11	-	-	108	167	V
6	* 5.441	27.79	RMS	34.5	-17	0	45.29	54	-8.71	-	-	108	167	V
7	5.47	26.98	RMS	34.6	-16.9	0	44.68	-	-	-	-	108	167	V
8	5.465	27.59	RMS	34.6	-16.9	0	45.29	-	-	-	-	108	167	V

* - indicates frequency in CFR47 Pt 15 / IC RSS-Restricted Band
Pk - Peak detector
RMS - RMS detection

UL Korea, Ltd. Confidential
This report shall not be reproduced except in full, without the written approval of UL Korea, Ltd.

26T RU mode (MIMO / HE80 / RU offset 0)

HORIZONTAL PEAK AND AVERAGE PLOT

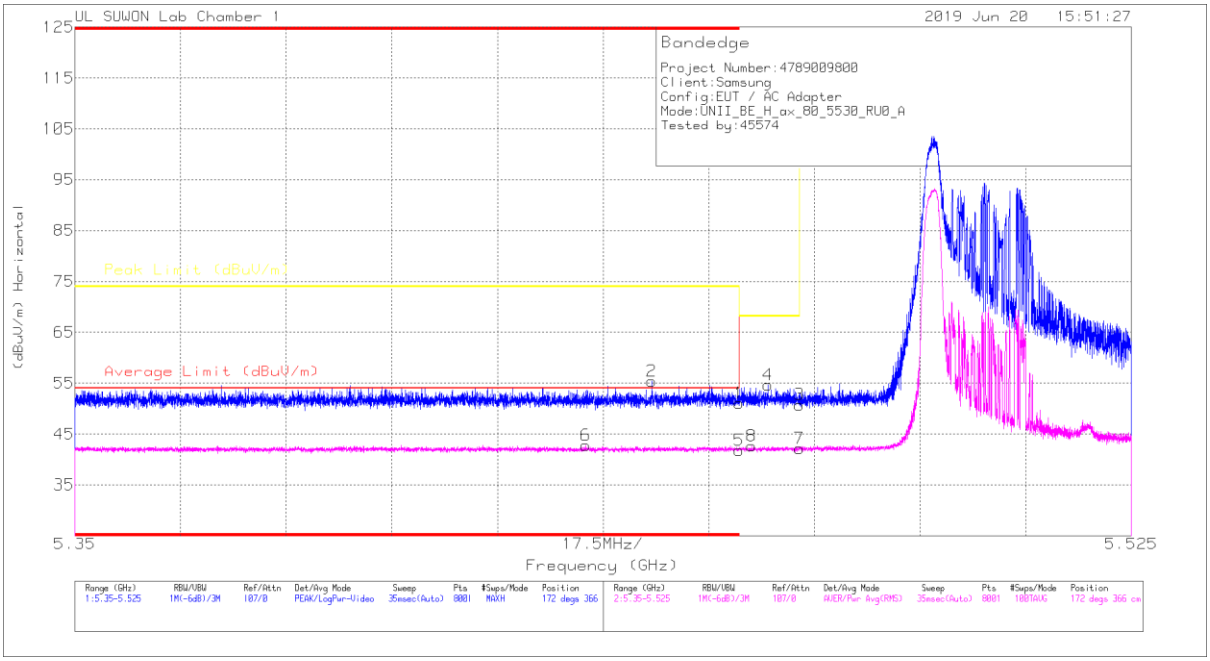

HORIZONTAL DATA

Trace Markers

Marker	Frequency (GHz)	Meter Reading (dBuV)	Det	3117_00168717	10dB[dB]	DC Corr (dB)	Corrected Reading (dBuV/m)	Average Limit (dBuV/m)	Margin (dB)	Peak Limit (dBuV/m)	PK Margin (dB)	Azimuth (Degs)	Height (cm)	Polarity
1	* 5.45999	37.8	Pk	34.7	-21.4	0	51.1	-	-	74	-22.9	172	366	H
2	* 5.44559	42.18	Pk	34.7	-21.5	0	55.38	-	-	74	-18.62	172	366	H
3	5.46998	37.46	Pk	34.7	-21.4	0	50.76	-	-	68.2	-17.44	172	366	H
4	5.4648	41.39	Pk	34.7	-21.4	0	54.69	-	-	68.2	-13.51	172	366	H
5	* 5.45999	28.62	RMS	34.7	-21.5	0	41.82	54	-12.18	-	-	172	366	H
6	* 5.43466	29.7	RMS	34.7	-21.6	0	42.8	54	-11.2	-	-	172	366	H
7	5.46998	29.01	RMS	34.7	-21.5	0	42.21	-	-	-	-	172	366	H
8	5.46211	29.53	RMS	34.7	-21.6	0	42.63	-	-	-	-	172	366	H

* - indicates frequency in CFR47 Pt 15 / IC RSS-Restricted Band
Pk - Peak detector
RMS - RMS detection

UL Korea, Ltd. Confidential
This report shall not be reproduced except in full, without the written approval of UL Korea, Ltd.

VERTICAL PEAK AND AVERAGE PLOT

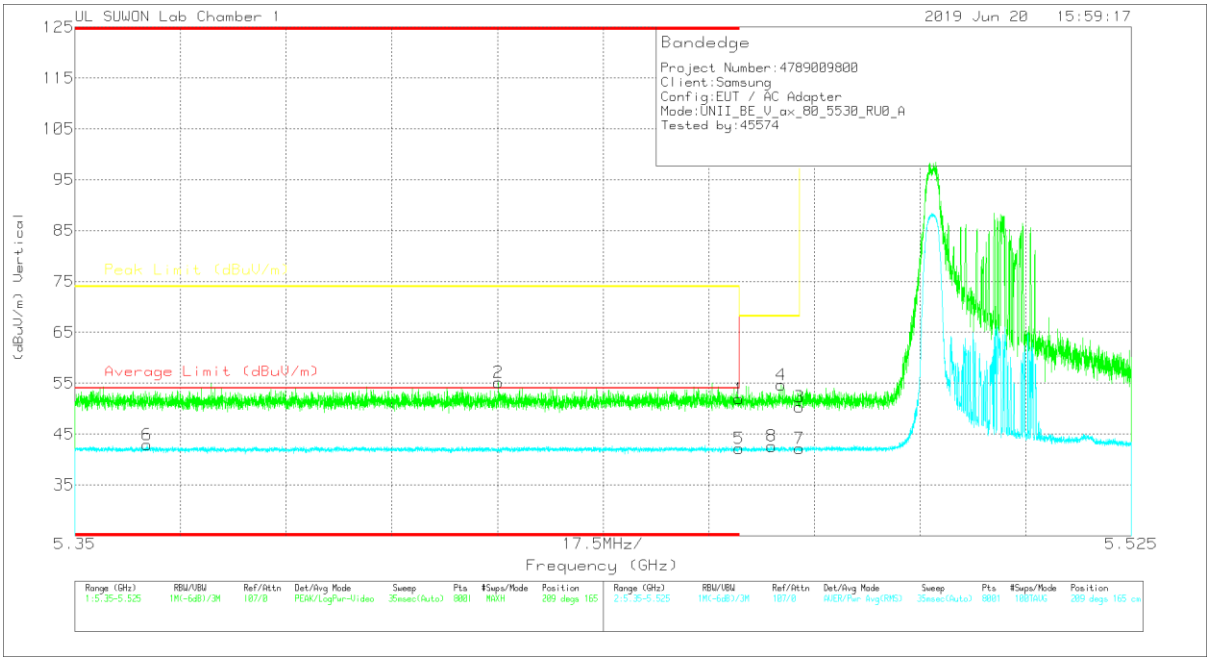

VERTICAL DATA

Trace Markers

Marker	Frequency (GHz)	Meter Reading (dBuV)	Det	3117_00168717	10dB[dB]	DC Corr (dB)	Corrected Reading (dBuV/m)	Average Limit (dBuV/m)	Margin (dB)	Peak Limit (dBuV/m)	PK Margin (dB)	Azimuth (Degs)	Height (cm)	Polarity
1	* 5.45999	38.67	Pk	34.7	-21.4	0	51.97	-	-	74	-22.03	209	165	V
2	* 5.42011	41.99	Pk	34.7	-21.5	0	55.19	-	-	74	-18.81	209	165	V
3	5.46998	37.07	Pk	34.7	-21.4	0	50.37	-	-	68.2	-17.83	209	165	V
4	5.46699	41.4	Pk	34.7	-21.4	0	54.7	-	-	68.2	-13.5	209	165	V
5	* 5.45999	28.93	RMS	34.7	-21.5	0	42.13	54	-11.87	-	-	209	165	V
6	* 5.36194	29.96	RMS	34.7	-21.7	0	42.96	54	-11.04	-	-	209	165	V
7	5.46998	29.02	RMS	34.7	-21.5	0	42.22	-	-	-	-	209	165	V
8	5.46541	29.5	RMS	34.7	-21.6	0	42.6	-	-	-	-	209	165	V

* - indicates frequency in CFR47 Pt 15 / IC RSS-Restricted Band
Pk - Peak detector
RMS - RMS detection

UL Korea, Ltd. Confidential
This report shall not be reproduced except in full, without the written approval of UL Korea, Ltd.

AUTHORIZED BANDEDGE (HIGH CHANNEL)

HE20 SU mode (MIMO)

HORIZONTAL PEAK PLOT

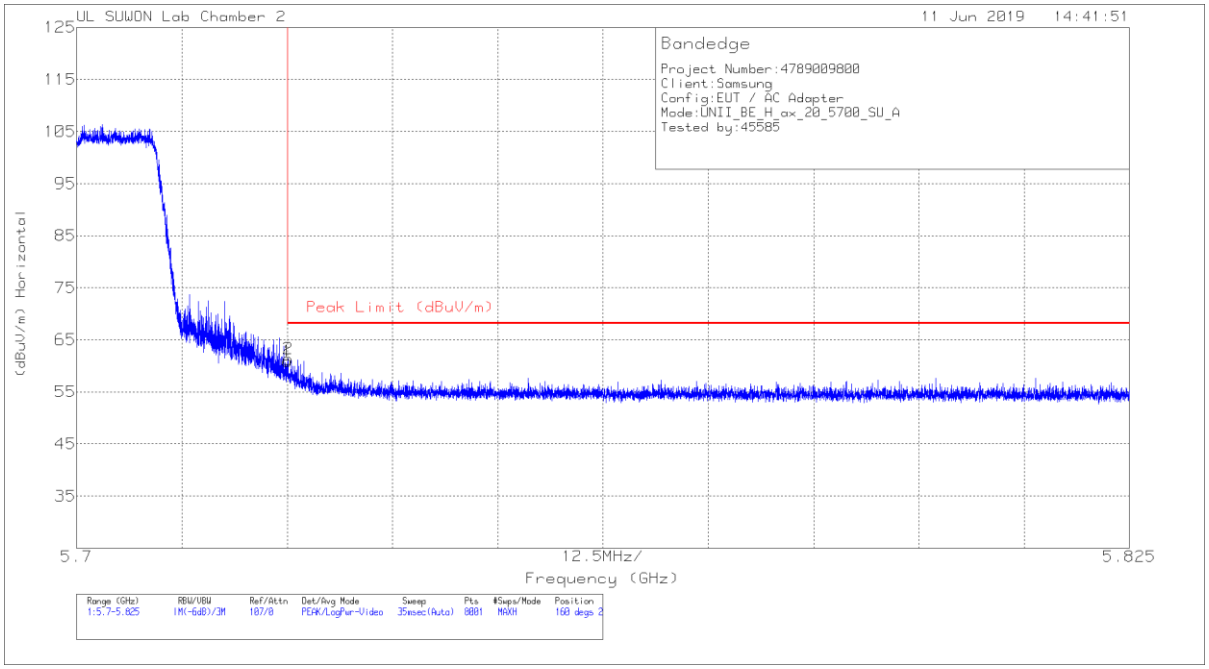

HORIZONTAL DATA

Trace Markers

Marker	Frequency (GHz)	Meter Reading (dBuV)	Det	3117_00168724	10dB[dB]	DC Corr (dB)	Corrected Reading (dBuV/m)	Peak Limit (dBuV/m)	PK Margin (dB)	Azimuth (Degs)	Height (cm)	Polarity
1	5.725	43.76	Pk	34.7	-17.6	0	60.86	68.2	-7.34	160	206	H
2	5.725	44.22	Pk	34.7	-17.6	0	61.32	68.2	-6.88	160	206	H

Pk - Peak detector

UL Korea, Ltd. Suwon Laboratory FORM ID: FCC_15E
218 Maeyeong-ro, Yeongtong-gu, Suwon-si, Gyeonggi-do, 16675 Korea TEL: (031) 337-9902,FAX: (031) 213-5433
UL Korea, Ltd. Confidential
This report shall not be reproduced except in full, without the written approval of UL Korea, Ltd.

VERTICAL PEAK PLOT

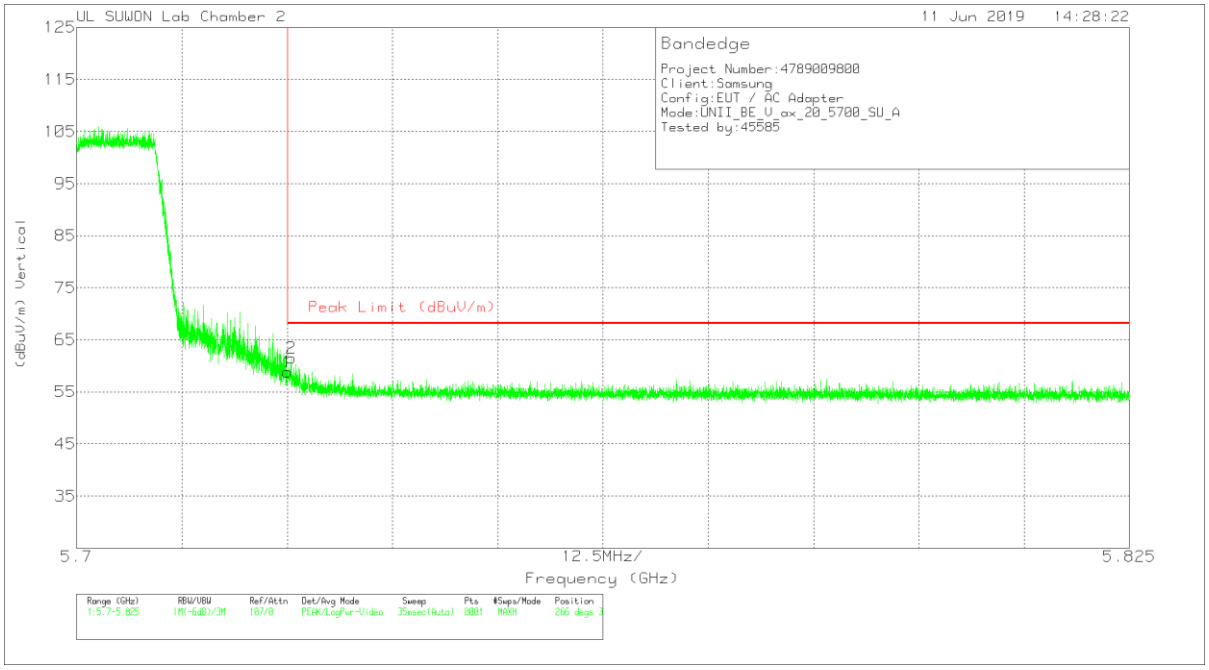

VERTICAL DATA

Trace Markers

Marker	Frequency (GHz)	Meter Reading (dBuV)	Det	3117_00168724	10dB[dB]	DC Corr (dB)	Corrected Reading (dBuV/m)	Peak Limit (dBuV/m)	PK Margin (dB)	Azimuth (Degs)	Height (cm)	Polarity
1	5.725	41.74	Pk	34.7	-17.6	0	58.84	68.2	-9.36	266	309	V
2	5.725	44.27	Pk	34.7	-17.5	0	61.47	68.2	-6.73	266	309	V

Pk - Peak detector

UL Korea, Ltd. Confidential
This report shall not be reproduced except in full, without the written approval of UL Korea, Ltd.

HE40 SU mode (MIMO)

HORIZONTAL PEAK PLOT

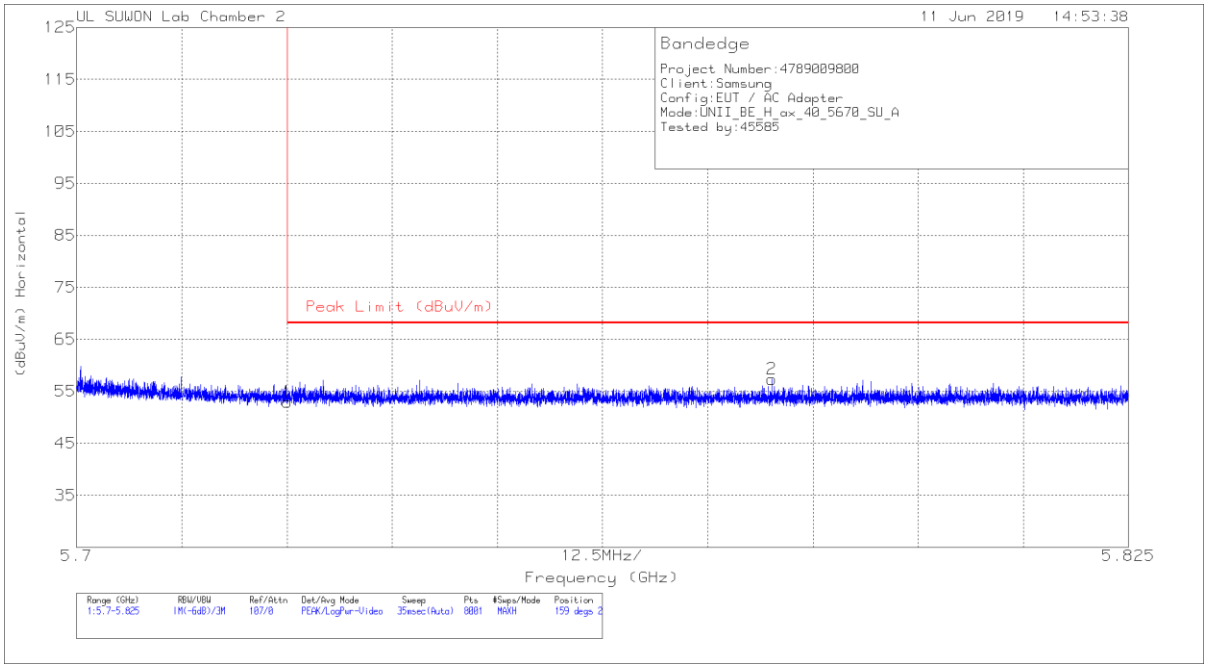

HORIZONTAL DATA

Trace Markers

Marker	Frequency (GHz)	Meter Reading (dBuV)	Det	3117_00168724	10dB[dB]	DC Corr (dB)	Corrected Reading (dBuV/m)	Peak Limit (dBuV/m)	PK Margin (dB)	Azimuth (Degs)	Height (cm)	Polarity
1	5.725	35.84	Pk	34.7	-17.6	0	52.94	68.2	-15.26	159	204	H
2	5.783	40.04	Pk	34.8	-17.5	0	57.34	68.2	-10.86	159	204	H

Pk - Peak detector

UL Korea, Ltd. Suwon Laboratory FORM ID: FCC_15E
218 Maeyeong-ro, Yeongtong-gu, Suwon-si, Gyeonggi-do, 16675 Korea TEL: (031) 337-9902,FAX: (031) 213-5433
UL Korea, Ltd. Confidential
This report shall not be reproduced except in full, without the written approval of UL Korea, Ltd.

VERTICAL PEAK PLOT

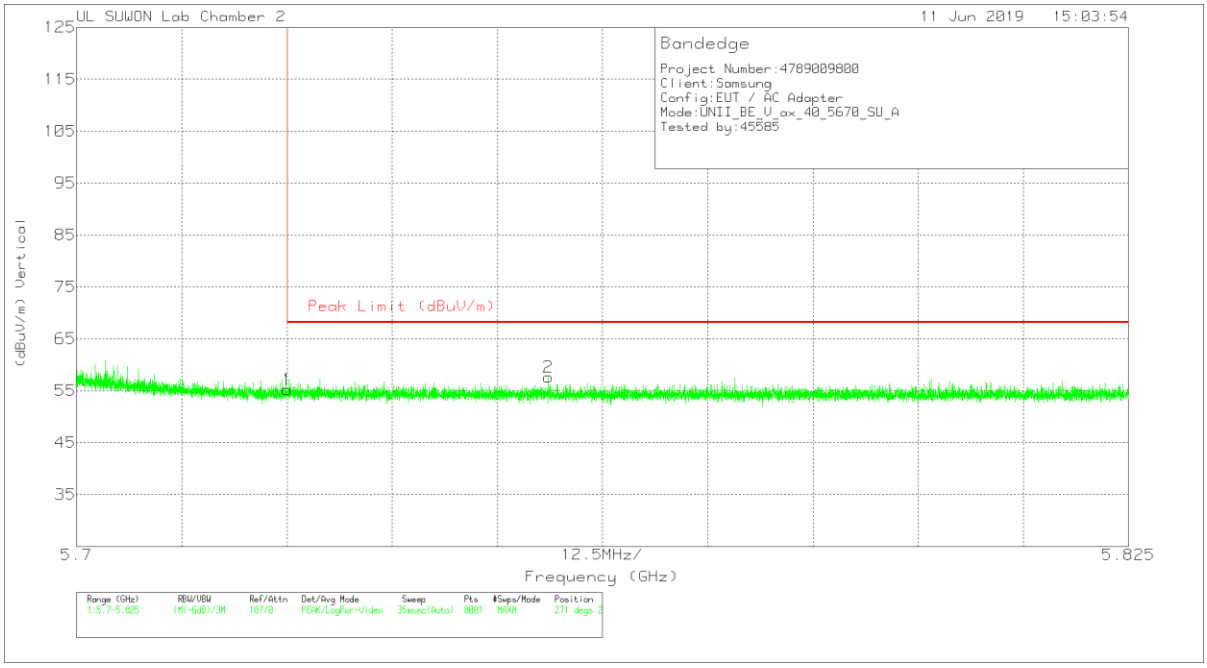

VERTICAL DATA

Trace Markers

Marker	Frequency (GHz)	Meter Reading (dBuV)	Det	3117_00168724	10dB[dB]	DC Corr (dB)	Corrected Reading (dBuV/m)	Peak Limit (dBuV/m)	PK Margin (dB)	Azimuth (Degs)	Height (cm)	Polarity
1	5.725	38.1	Pk	34.7	-17.6	0	55.2	68.2	-13	271	282	V
2	5.756	40.43	Pk	34.7	-17.5	0	57.63	68.2	-10.57	271	282	V

Pk - Peak detector

UL Korea, Ltd. Confidential
This report shall not be reproduced except in full, without the written approval of UL Korea, Ltd.

HE80 SU mode (MIMO)

HORIZONTAL PEAK PLOT

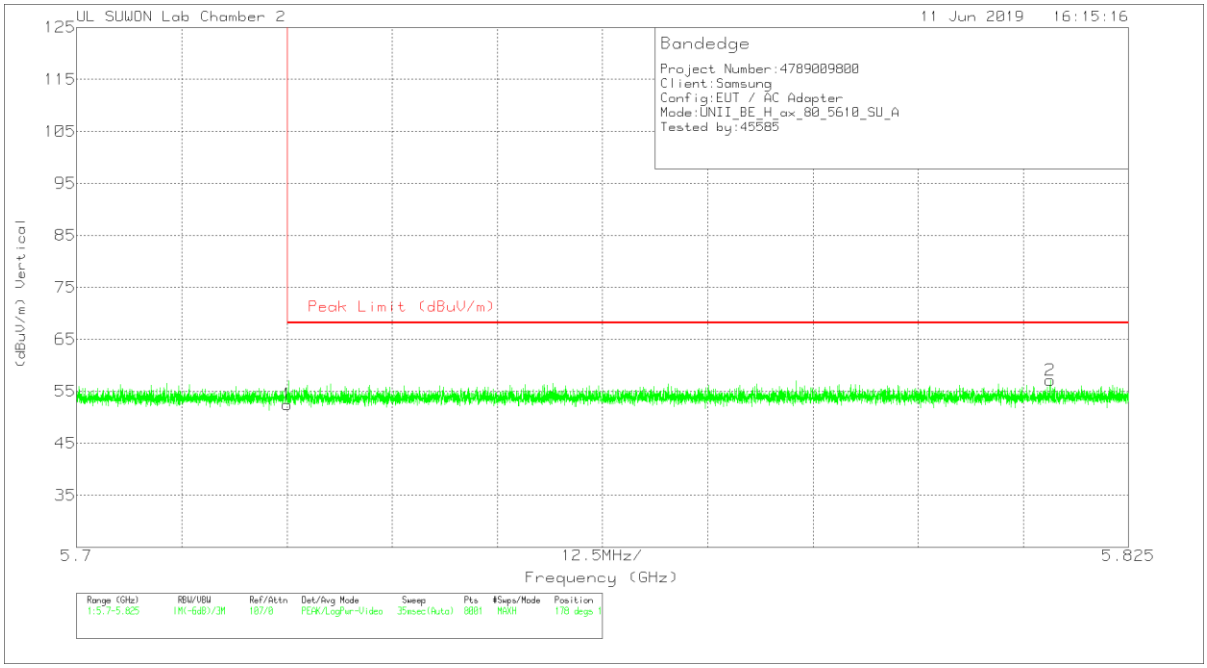

HORIZONTAL DATA

Trace Markers

Marker	Frequency (GHz)	Meter Reading (dBuV)	Det	3117_00168724	10dB[dB]	DC Corr (dB)	Corrected Reading (dBuV/m)	Peak Limit (dBuV/m)	PK Margin (dB)	Azimuth (Degs)	Height (cm)	Polarity
1	5.725	35.38	Pk	34.7	-17.6	0	52.48	68.2	-15.72	178	197	V
2	5.816	39.82	Pk	34.8	-17.5	0	57.12	68.2	-11.08	178	197	V

Pk - Peak detector

UL Korea, Ltd. Suwon Laboratory FORM ID: FCC_15E
218 Maeyeong-ro, Yeongtong-gu, Suwon-si, Gyeonggi-do, 16675 Korea TEL: (031) 337-9902,FAX: (031) 213-5433
UL Korea, Ltd. Confidential
This report shall not be reproduced except in full, without the written approval of UL Korea, Ltd.

VERTICAL PEAK PLOT

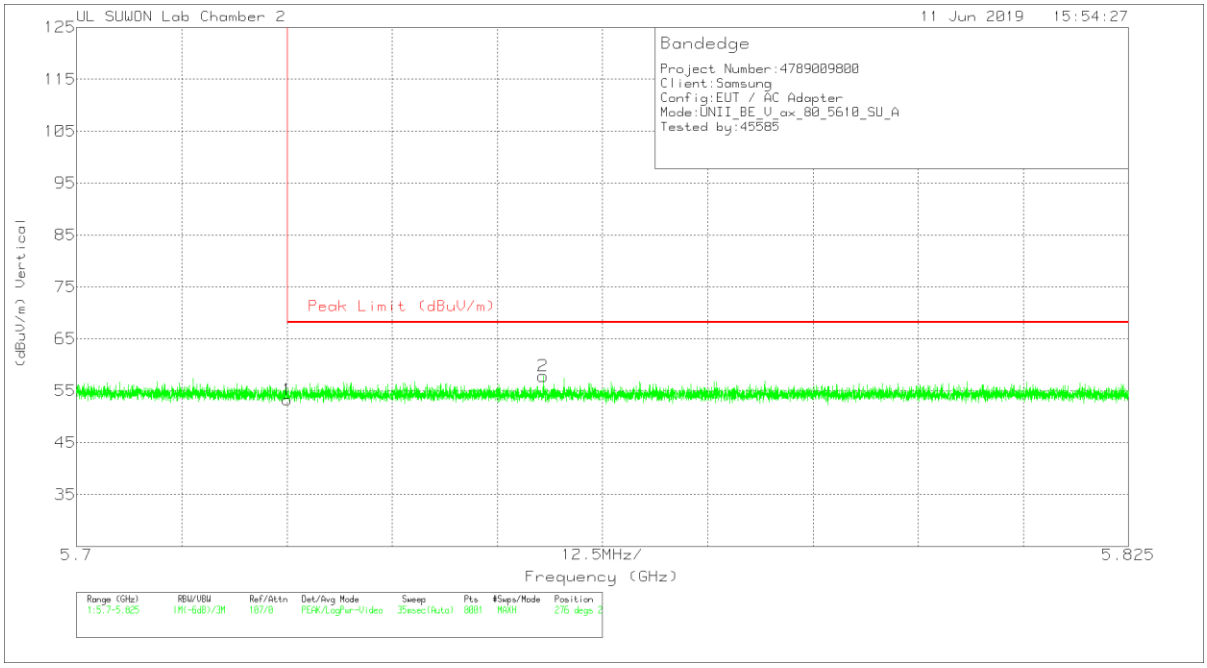

VERTICAL DATA

Trace Markers

Marker	Frequency (GHz)	Meter Reading (dBuV)	Det	3117_00168724	10dB[dB]	DC Corr (dB)	Corrected Reading (dBuV/m)	Peak Limit (dBuV/m)	PK Margin (dB)	Azimuth (Degs)	Height (cm)	Polarity
1	5.725	36.19	Pk	34.7	-17.6	0	53.29	68.2	-14.91	276	298	V
2	5.755	40.62	Pk	34.7	-17.5	0	57.82	68.2	-10.38	276	298	V

Pk - Peak detector

UL Korea, Ltd. Confidential
This report shall not be reproduced except in full, without the written approval of UL Korea, Ltd.

484T RU mode (MIMO / HE80 / RU offset 66)

HORIZONTAL PEAK PLOT

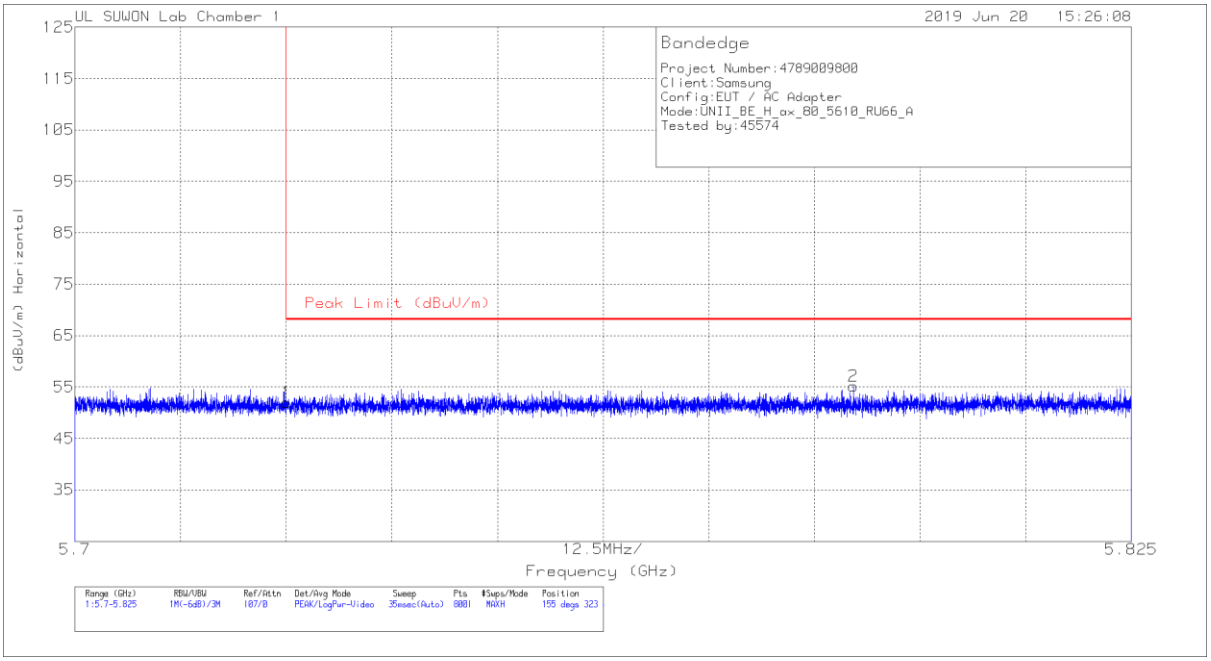

HORIZONTAL DATA

Trace Markers

Marker	Frequency (GHz)	Meter Reading (dBuV)	Det	3117_00168717	10dB[dB]	DC Corr (dB)	Corrected Reading (dBuV/m)	Peak Limit (dBuV/m)	PK Margin (dB)	Azimuth (Degs)	Height (cm)	Polarity
1	5.72502	38.3	Pk	34.8	-21.1	0	52	68.2	-16.2	155	323	H
2	5.79213	41.32	Pk	34.9	-21	0	55.22	68.2	-12.98	155	323	H

Pk - Peak detector

UL Korea, Ltd. Suwon Laboratory FORM ID: FCC_15E
218 Maeyeong-ro, Yeongtong-gu, Suwon-si, Gyeonggi-do, 16675 Korea TEL: (031) 337-9902,FAX: (031) 213-5433
UL Korea, Ltd. Confidential
This report shall not be reproduced except in full, without the written approval of UL Korea, Ltd.

VERTICAL PEAK PLOT

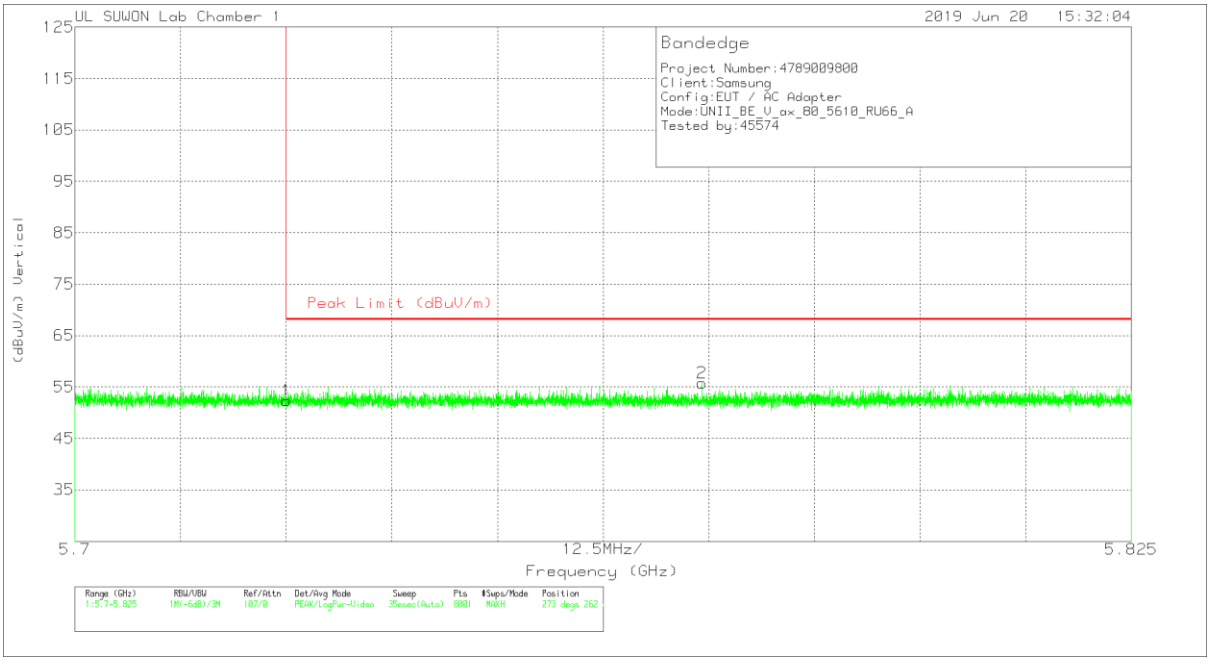

VERTICAL DATA

Trace Markers

Marker	Frequency (GHz)	Meter Reading (dBuV)	Det	3117_0016871 7	10dB[dB]	DC Corr (dB)	Corrected Reading (dBuV/m)	Peak Limit (dBuV/m)	PK Margin (dB)	Azimuth (Degs)	Height (cm)	Polarity
1	5.72502	38.69	Pk	34.8	-21.1	0	52.39	68.2	-15.81	273	262	V
2	5.77422	41.94	Pk	34.9	-21.1	0	55.74	68.2	-12.46	273	262	V

Pk - Peak detector

UL Korea, Ltd. Confidential
This report shall not be reproduced except in full, without the written approval of UL Korea, Ltd.