106T RU mode (ANT_2 / HE40 / RU offset 56)

HORIZONTAL PEAK AND AVERAGE PLOT

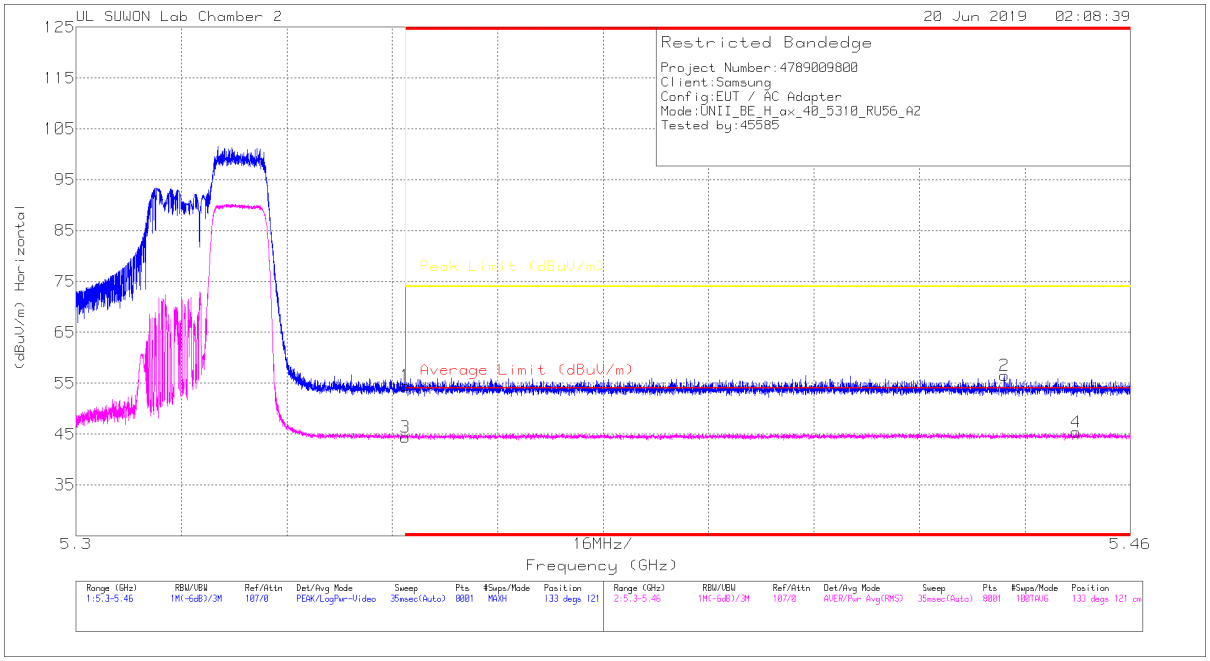

HORIZONTAL DATA

Trace Markers

Marker	Frequency (GHz)	Meter Reading (dBuV)	Det	3117_00168724	10dB[dB]	DC Corr (dB)	Corrected Reading (dBuV/m)	Average Limit (dBuV/m)	Margin (dB)	Peak Limit (dBuV/m)	PK Margin (dB)	Azimuth (Degs)	Height (cm)	Polarity
1	* 5.35	38.15	Pk	34.5	-18.1	0	54.55	-	-	74	-19.45	133	121	H
2	* 5.441	40.25	Pk	34.5	-18.2	0	56.55	-	-	74	-17.45	133	121	H
3	* 5.35	27.04	RMS	34.5	-17.1	0	44.44	54	-9.56	-	-	133	121	H
4	* 5.452	27.71	RMS	34.6	-16.9	0	45.41	54	-8.59	-	-	133	121	H

* - indicates frequency in CFR47 Pt 15 / IC RSS-Restricted Band
Pk - Peak detector
RMS - RMS detection

UL Korea, Ltd. Suwon Laboratory FORM ID: FCC_15E
218 Maeyeong-ro, Yeongtong-gu, Suwon-si, Gyeonggi-do, 16675 Korea TEL: (031) 337-9902,FAX: (031) 213-5433
UL Korea, Ltd. Confidential
This report shall not be reproduced except in full, without the written approval of UL Korea, Ltd.

VERTICAL PEAK AND AVERAGE PLOT

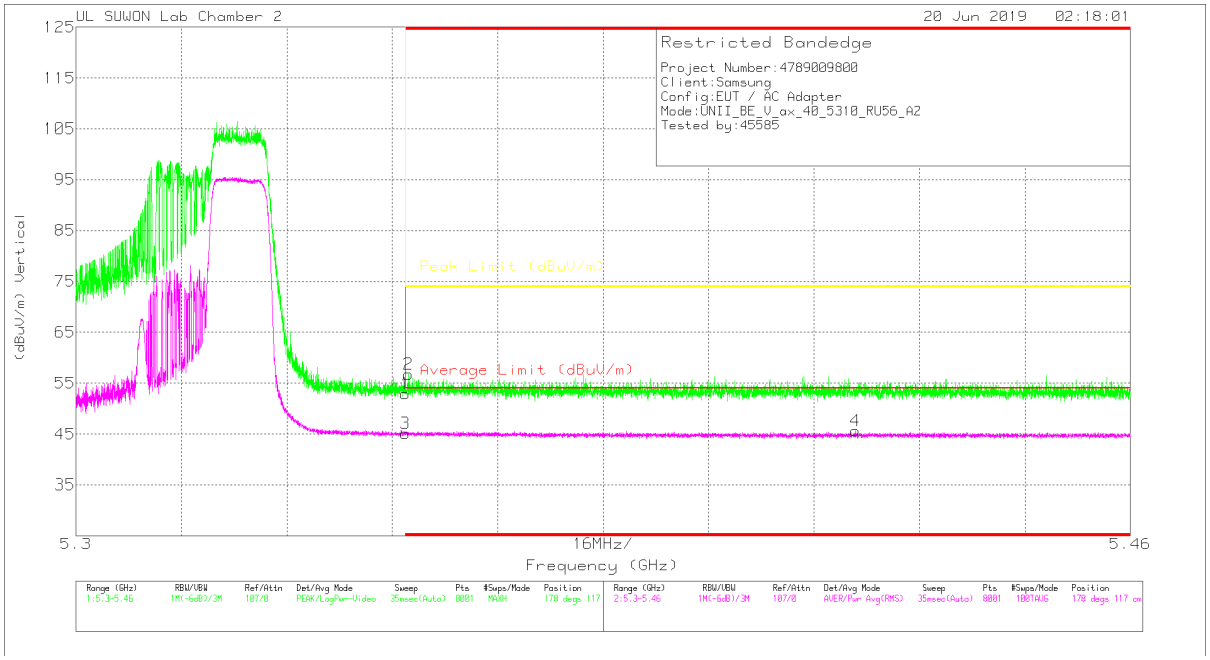

VERTICAL DATA

Trace Markers

Marker	Frequency (GHz)	Meter Reading (dBuV)	Det	3117_00168724	10dB[dB]	DC Corr (dB)	Corrected Reading (dBuV/m)	Average Limit (dBuV/m)	Margin (dB)	Peak Limit (dBuV/m)	PK Margin (dB)	Azimuth (Degs)	Height (cm)	Polarity
1	* 5.35	36.48	Pk	34.5	-18.1	0	52.88	-	-	74	-21.12	178	117	V
2	* 5.35	40.35	Pk	34.5	-18.1	0	56.75	-	-	74	-17.25	178	117	V
3	* 5.35	27.71	RMS	34.5	-17.1	0	45.11	54	-8.89	-	-	178	117	V
4	* 5.418	28.13	RMS	34.5	-17	0	45.63	54	-8.37	-	-	178	117	V

* - indicates frequency in CFR47 Pt 15 / IC RSS-Restricted Band
Pk - Peak detector
RMS - RMS detection

UL Korea, Ltd. Suwon Laboratory FORM ID: FCC_15E
218 Maeyeong-ro, Yeongtong-gu, Suwon-si, Gyeonggi-do, 16675 Korea TEL: (031) 337-9902,FAX: (031) 213-5433
UL Korea, Ltd. Confidential
This report shall not be reproduced except in full, without the written approval of UL Korea, Ltd.

52T RU mode (ANT_1 / HE80 / RU offset 52)

HORIZONTAL PEAK AND AVERAGE PLOT

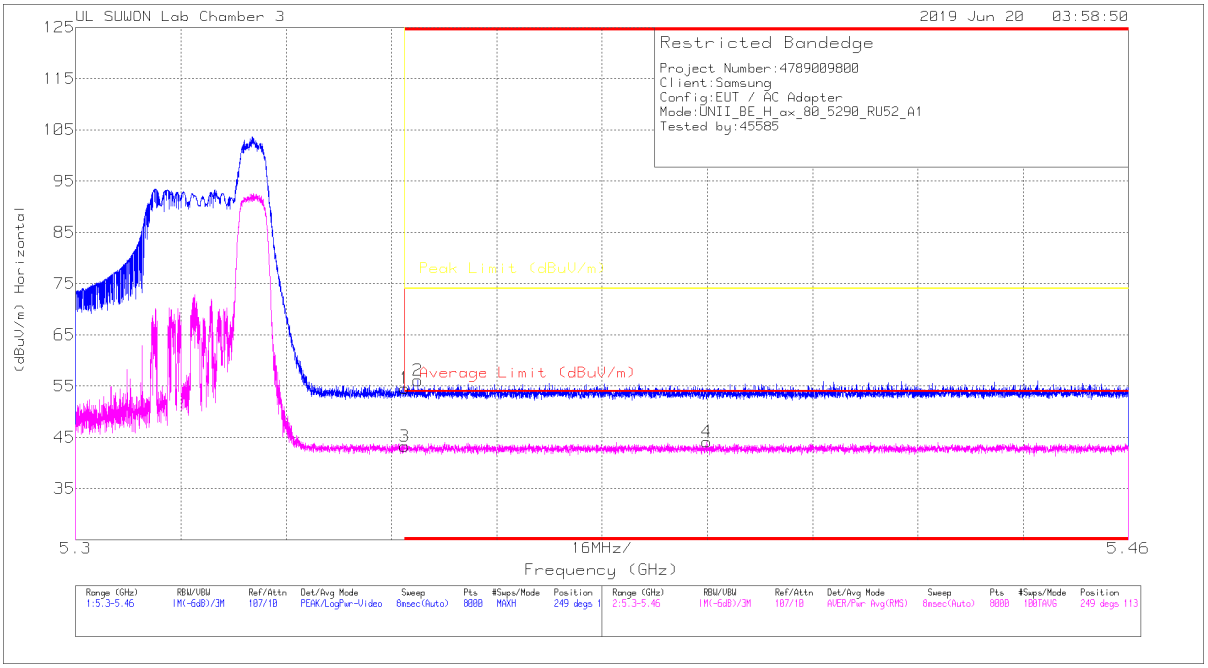

HORIZONTAL DATA

Trace Markers

Marker	Frequency (GHz)	Meter Reading (dBuV)	Det	3117_00205959	10dB[dB]	DC Corr (dB)	Corrected Reading (dBuV/m)	Average Limit (dBuV/m)	Margin (dB)	Peak Limit (dBuV/m)	PK Margin (dB)	Azimuth (Degs)	Height (cm)	Polarity
1	* 5.35	38.58	Pk	34.7	-18.7	0	54.58	-	-	74	-19.42	249	113	H
2	* 5.352	40.1	Pk	34.7	-18.7	0	56.1	-	-	74	-17.9	249	113	H
3	* 5.35	27.65	RMS	34.7	-19.1	0	43.25	54	-10.75	-	-	249	113	H
4	* 5.396	28.46	RMS	34.7	-19	0	44.16	54	-9.84	-	-	249	113	H

* - indicates frequency in CFR47 Pt 15 / IC RSS-Restricted Band
Pk - Peak detector
RMS - RMS detection

UL Korea, Ltd. Confidential
This report shall not be reproduced except in full, without the written approval of UL Korea, Ltd.

VERTICAL PEAK AND AVERAGE PLOT

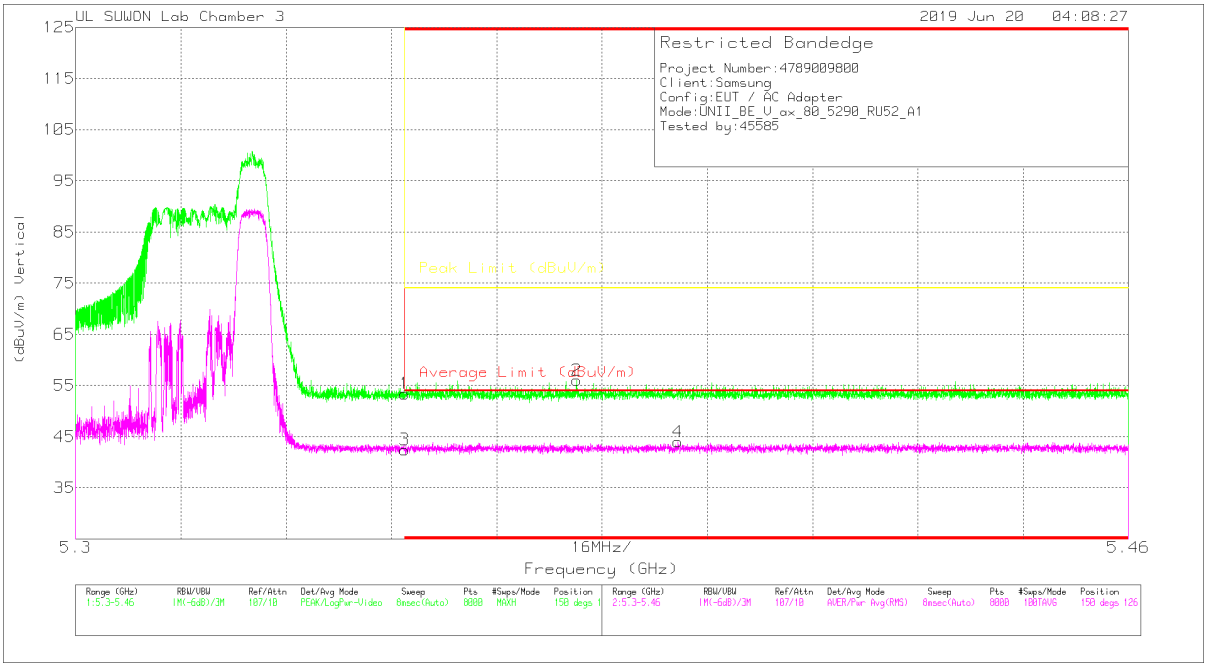

VERTICAL DATA

Trace Markers

Marker	Frequency (GHz)	Meter Reading (dBuV)	Det	3117_00205959	10dB[dB]	DC Corr (dB)	Corrected Reading (dBuV/m)	Average Limit (dBuV/m)	Margin (dB)	Peak Limit (dBuV/m)	PK Margin (dB)	Azimuth (Degs)	Height (cm)	Polarity
1	* 5.35	37.39	Pk	34.7	-18.7	0	53.39	-	-	74	-20.61	150	126	V
2	* 5.376	39.99	Pk	34.7	-18.7	0	55.99	-	-	74	-18.01	150	126	V
3	* 5.35	26.85	RMS	34.7	-19.1	0	42.45	54	-11.55	-	-	150	126	V
4	* 5.392	28.41	RMS	34.7	-19.1	0	44.01	54	-9.99	-	-	150	126	V

* - indicates frequency in CFR47 Pt 15 / IC RSS-Restricted Band
Pk - Peak detector
RMS - RMS detection

UL Korea, Ltd. Confidential
This report shall not be reproduced except in full, without the written approval of UL Korea, Ltd.

52T RU mode (ANT_2 / HE20 / RU offset 40)

HORIZONTAL PEAK AND AVERAGE PLOT

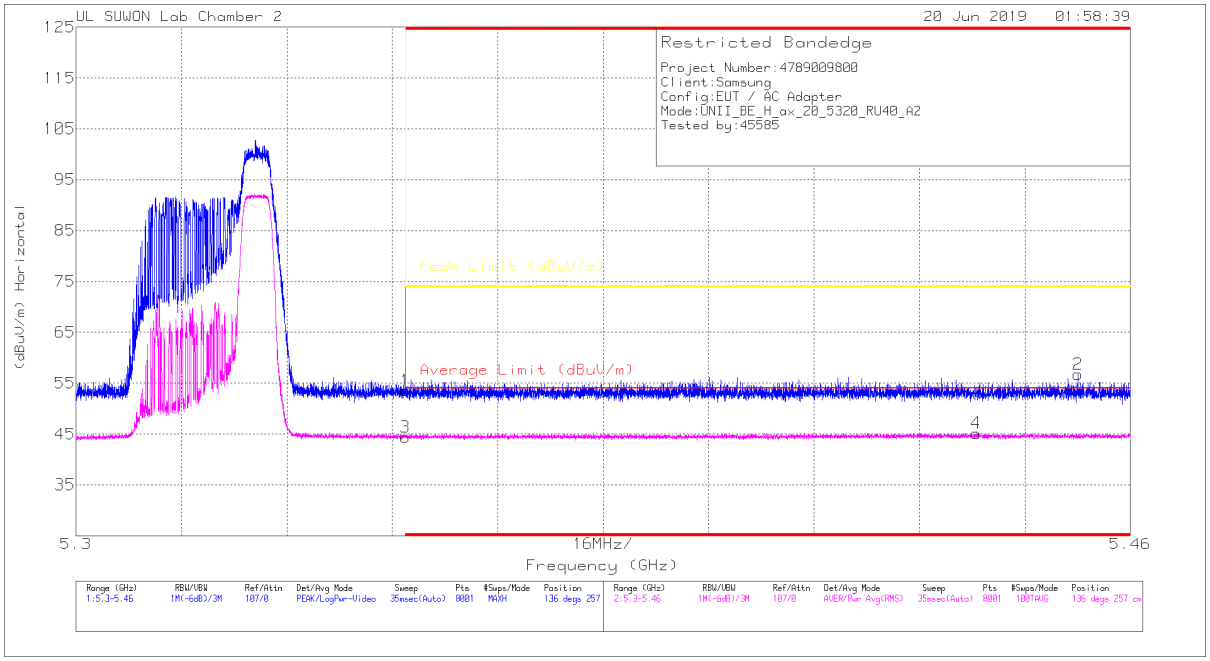

HORIZONTAL DATA

Trace Markers

Marker	Frequency (GHz)	Meter Reading (dBuV)	Det	3117_00168724	10dB[dB]	DC Corr (dB)	Corrected Reading (dBuV/m)	Average Limit (dBuV/m)	Margin (dB)	Peak Limit (dBuV/m)	PK Margin (dB)	Azimuth (Degs)	Height (cm)	Polarity
1	* 5.35	37.14	Pk	34.5	-18.1	0	53.54	-	-	74	-20.46	136	257	H
2	* 5.452	40.31	Pk	34.6	-18.2	0	56.71	-	-	74	-17.29	136	257	H
3	* 5.35	26.94	RMS	34.5	-17.1	0	44.34	54	-9.66	-	-	136	257	H
4	* 5.437	27.69	RMS	34.5	-17	0	45.19	54	-8.81	-	-	136	257	H

* - indicates frequency in CFR47 Pt 15 / IC RSS-Restricted Band
Pk - Peak detector
RMS - RMS detection

UL Korea, Ltd. Suwon Laboratory FORM ID: FCC_15E
218 Maeyeong-ro, Yeongtong-gu, Suwon-si, Gyeonggi-do, 16675 Korea TEL: (031) 337-9902,FAX: (031) 213-5433
UL Korea, Ltd. Confidential
This report shall not be reproduced except in full, without the written approval of UL Korea, Ltd.

VERTICAL PEAK AND AVERAGE PLOT

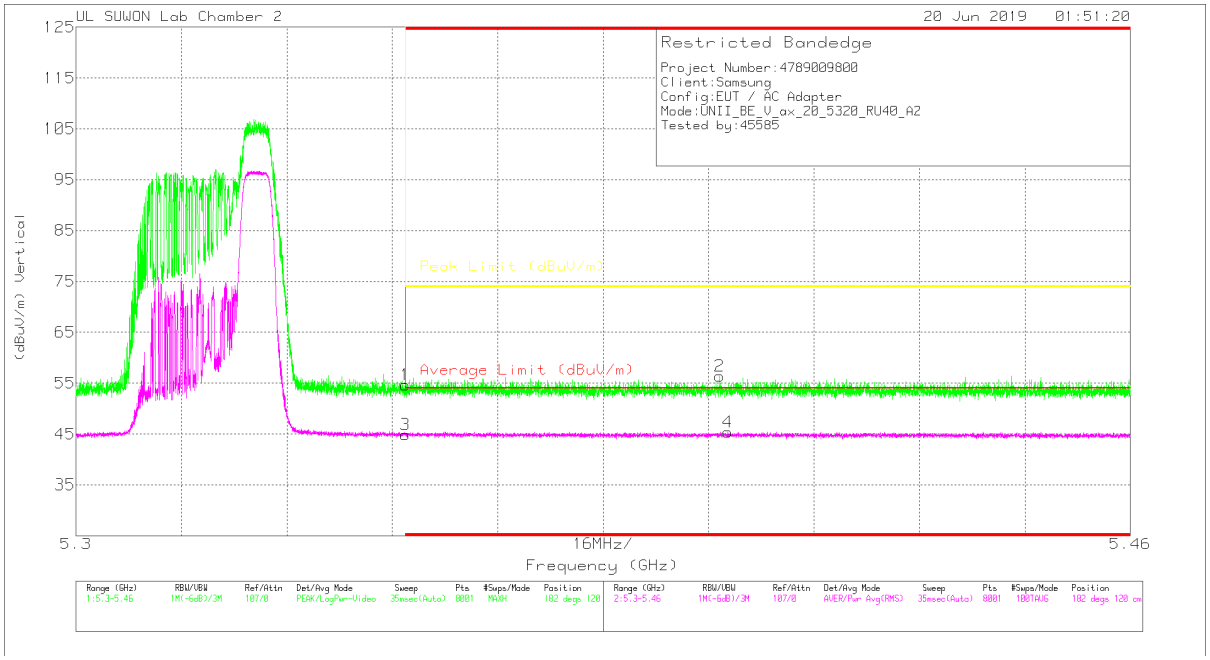

VERTICAL DATA

Trace Markers

Marker	Frequency (GHz)	Meter Reading (dBuV)	Det	3117_00168724	10dB[dB]	DC Corr (dB)	Corrected Reading (dBuV/m)	Average Limit (dBuV/m)	Margin (dB)	Peak Limit (dBuV/m)	PK Margin (dB)	Azimuth (Degs)	Height (cm)	Polarity
1	* 5.35	38.24	Pk	34.5	-18.1	0	54.64	-	-	74	-19.36	182	120	V
2	* 5.398	40.02	Pk	34.5	-18.1	0	56.42	-	-	74	-17.58	182	120	V
3	* 5.35	27.5	RMS	34.5	-17.1	0	44.9	54	-9.1	-	-	182	120	V
4	* 5.399	27.93	RMS	34.5	-17	0	45.43	54	-8.57	-	-	182	120	V

* - indicates frequency in CFR47 Pt 15 / IC RSS-Restricted Band
Pk - Peak detector
RMS - RMS detection

UL Korea, Ltd. Confidential
This report shall not be reproduced except in full, without the written approval of UL Korea, Ltd.

26T RU mode (ANT_1 / HE20 / RU offset 8)

HORIZONTAL PEAK AND AVERAGE PLOT

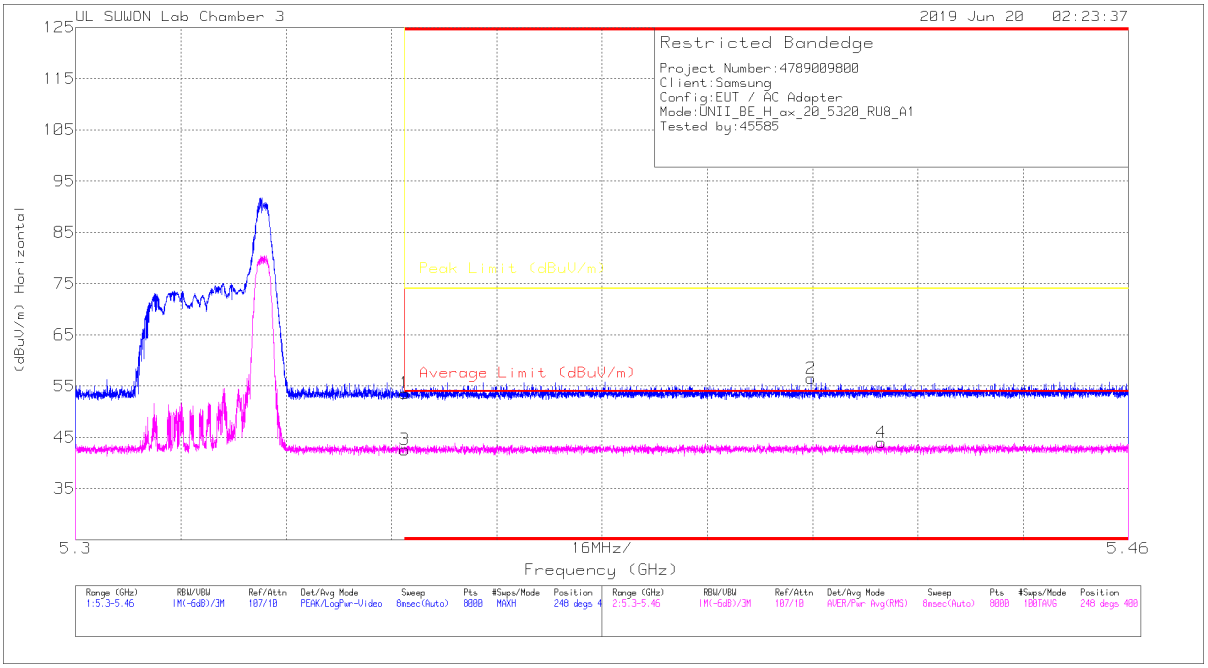

HORIZONTAL DATA

Trace Markers

Marker	Frequency (GHz)	Meter Reading (dBuV)	Det	3117_00205959	10dB[dB]	DC Corr (dB)	Corrected Reading (dBuV/m)	Average Limit (dBuV/m)	Margin (dB)	Peak Limit (dBuV/m)	PK Margin (dB)	Azimuth (Degs)	Height (cm)	Polarity
1	* 5.35	37.63	Pk	34.7	-18.7	0	53.63	-	-	74	-20.37	248	400	H
2	* 5.412	40.42	Pk	34.7	-18.6	0	56.52	-	-	74	-17.48	248	400	H
3	* 5.35	27	RMS	34.7	-19.1	0	42.6	54	-11.4	-	-	248	400	H
4	* 5.422	28.27	RMS	34.7	-19	0	43.97	54	-10.03	-	-	248	400	H

* - indicates frequency in CFR47 Pt 15 / IC RSS-Restricted Band
Pk - Peak detector
RMS - RMS detection

UL Korea, Ltd. Confidential
This report shall not be reproduced except in full, without the written approval of UL Korea, Ltd.

VERTICAL PEAK AND AVERAGE PLOT

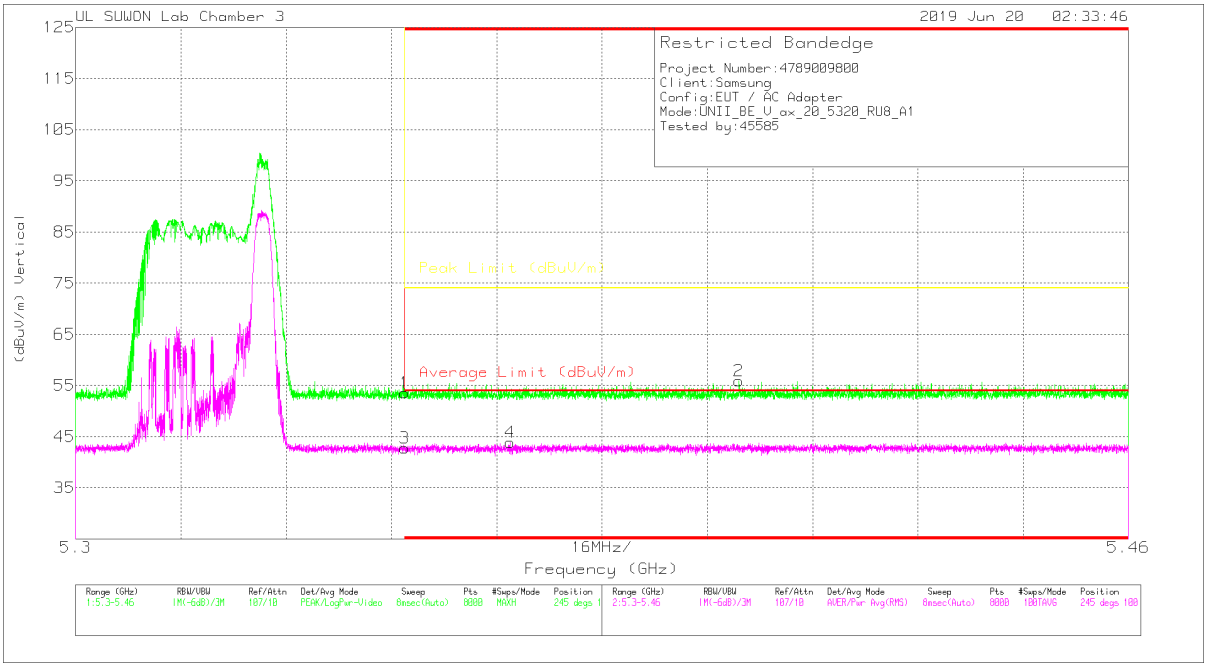

VERTICAL DATA

Trace Markers

Marker	Frequency (GHz)	Meter Reading (dBuV)	Det	3117_00205959	10dB[dB]	DC Corr (dB)	Corrected Reading (dBuV/m)	Average Limit (dBuV/m)	Margin (dB)	Peak Limit (dBuV/m)	PK Margin (dB)	Azimuth (Degs)	Height (cm)	Polarity
1	* 5.35	37.55	Pk	34.7	-18.7	0	53.55	-	-	74	-20.45	245	100	V
2	* 5.401	39.78	Pk	34.7	-18.6	0	55.88	-	-	74	-18.12	245	100	V
3	* 5.35	27.17	RMS	34.7	-19.1	0	42.77	54	-11.23	-	-	245	100	V
4	* 5.366	28.27	RMS	34.7	-19.1	0	43.87	54	-10.13	-	-	245	100	V

* - indicates frequency in CFR47 Pt 15 / IC RSS-Restricted Band
Pk - Peak detector
RMS - RMS detection

UL Korea, Ltd. Confidential
This report shall not be reproduced except in full, without the written approval of UL Korea, Ltd.

26T RU mode (ANT_2 / HE40 / RU offset 17)

HORIZONTAL PEAK AND AVERAGE PLOT

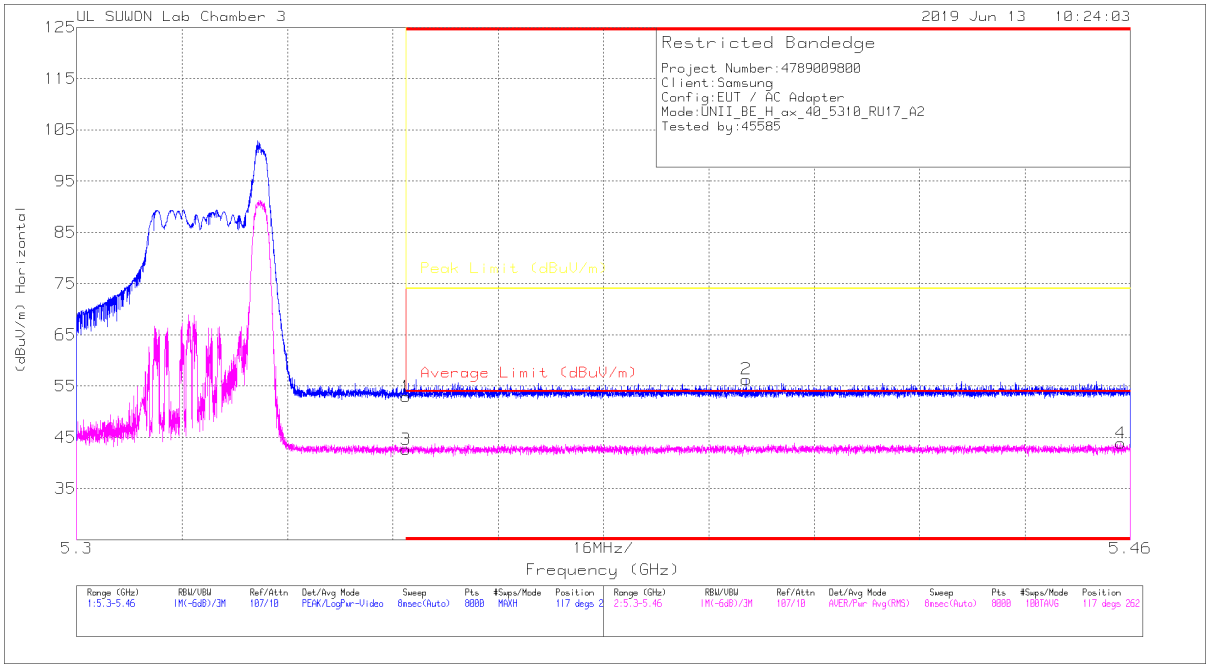

HORIZONTAL DATA

Trace Markers

Marker	Frequency (GHz)	Meter Reading (dBuV)	Det	3117_00205959	10dB[dB]	DC Corr (dB)	Corrected Reading (dBuV/m)	Average Limit (dBuV/m)	Margin (dB)	Peak Limit (dBuV/m)	PK Margin (dB)	Azimuth (Degs)	Height (cm)	Polarity
1	* 5.35	36.96	Pk	34.7	-18.7	0	52.96	-	-	74	-21.04	117	262	H
2	* 5.402	40.23	Pk	34.7	-18.6	0	56.33	-	-	74	-17.67	117	262	H
3	* 5.35	27.02	RMS	34.7	-19.1	0	42.62	54	-11.38	-	-	117	262	H
4	* 5.459	28.15	RMS	34.7	-19	0	43.85	54	-10.15	-	-	117	262	H

* - indicates frequency in CFR47 Pt 15 / IC RSS-Restricted Band
Pk - Peak detector
RMS - RMS detection

UL Korea, Ltd. Confidential
This report shall not be reproduced except in full, without the written approval of UL Korea, Ltd.

VERTICAL PEAK AND AVERAGE PLOT

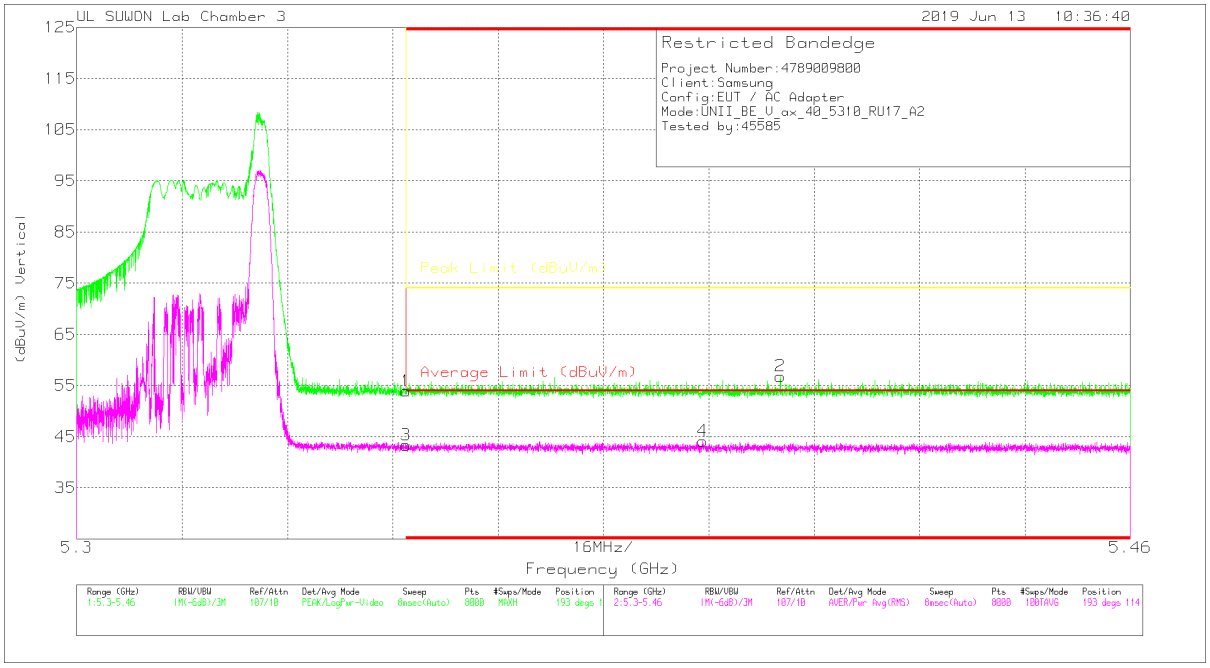

VERTICAL DATA

Trace Markers

Marker	Frequency (GHz)	Meter Reading (dBuV)	Det	3117_00205959	10dB[dB]	DC Corr (dB)	Corrected Reading (dBuV/m)	Average Limit (dBuV/m)	Margin (dB)	Peak Limit (dBuV/m)	PK Margin (dB)	Azimuth (Degs)	Height (cm)	Polarity
1	* 5.35	37.94	Pk	34.7	-18.7	0	53.94	-	-	74	-20.06	193	114	V
2	* 5.407	40.72	Pk	34.7	-18.6	0	56.82	-	-	74	-17.18	193	114	V
3	* 5.35	27.73	RMS	34.7	-19.1	0	43.33	54	-10.67	-	-	193	114	V
4	* 5.395	28.45	RMS	34.7	-19	0	44.15	54	-9.85	-	-	193	114	V

* - indicates frequency in CFR47 Pt 15 / IC RSS-Restricted Band
Pk - Peak detector
RMS - RMS detection

UL Korea, Ltd. Confidential
This report shall not be reproduced except in full, without the written approval of UL Korea, Ltd.

HARMONICS AND SPURIOUS EMISSIONS

HE20 SU mode (ANT_1)

LOW CHANNEL HORIZONTAL

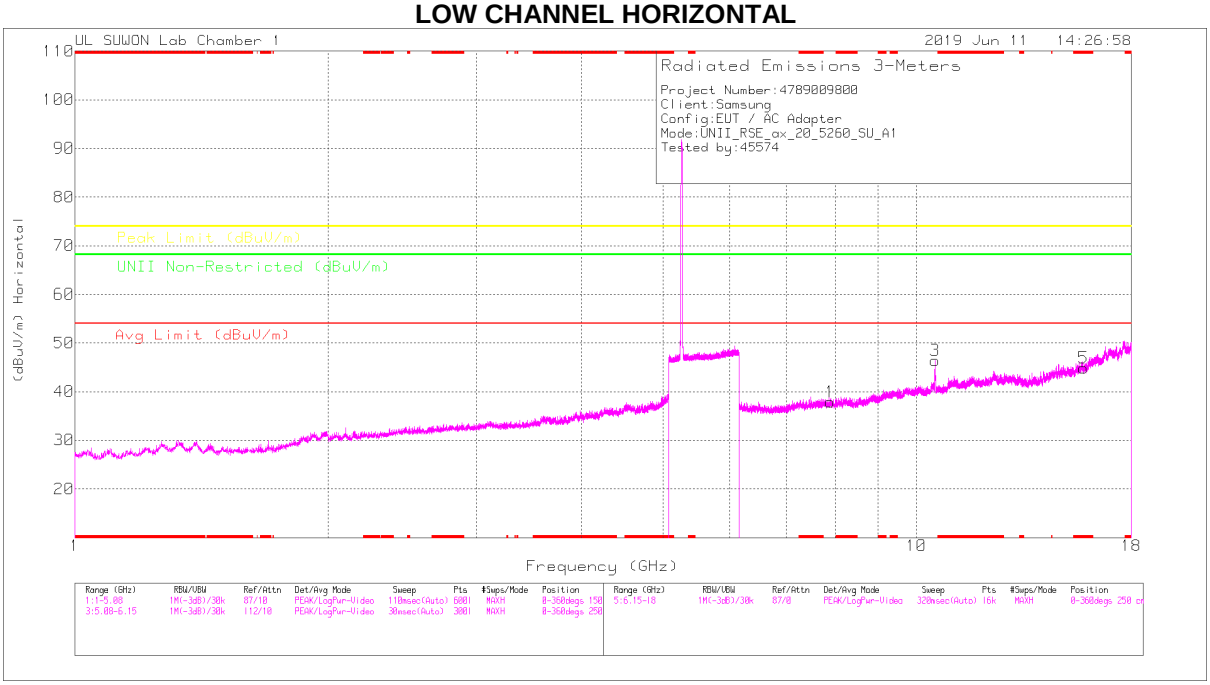

LOW CHANNEL VERTICAL

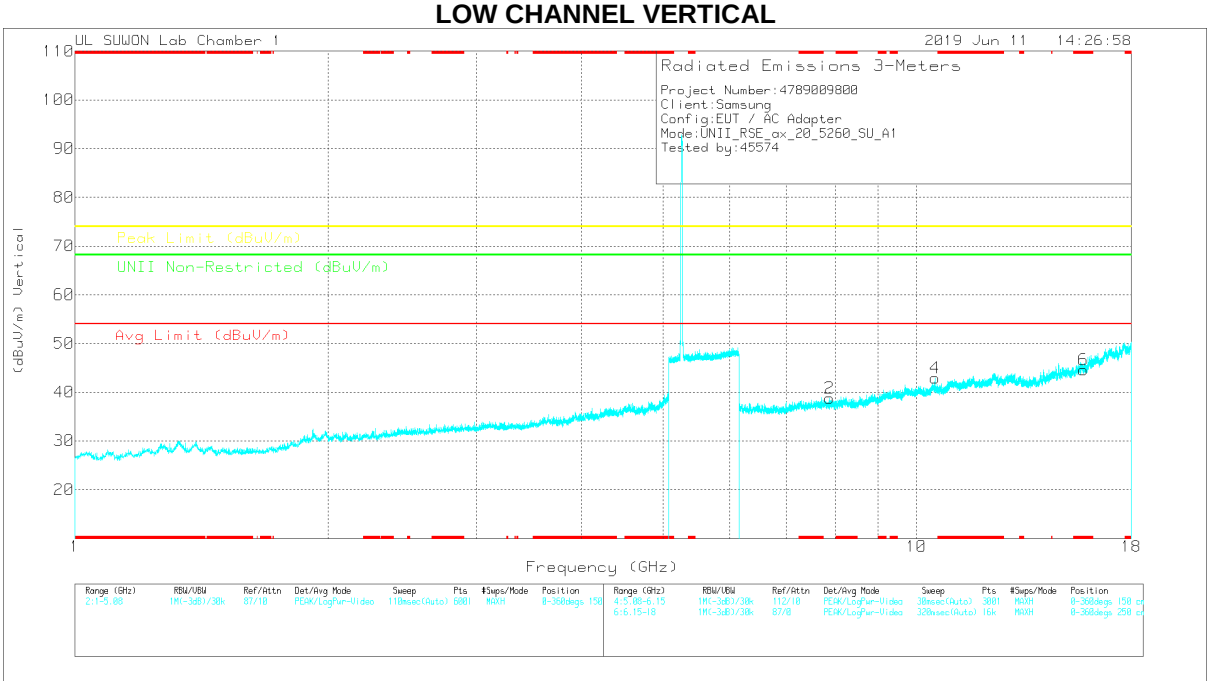

Note: Emission was scanned up to 40GHz; No emissions were detected above the noise floor which was at least 20dB below the specification limit.

UL Korea, Ltd. Confidential
This report shall not be reproduced except in full, without the written approval of UL Korea, Ltd.

LOW CHANNEL DATA

Trace Markers

Marker	Frequency (GHz)	Meter Reading (dBuV)	Det	3117_00168717	6GHz_HP[dB]	DC Corr (dB)	Corrected Reading (dBuV/m)	Avg Limit (dBuV/m)	Margin (dB)	Peak Limit (dBuV/m)	Margin (dB)	UNII Non-Restricted (dBuV/m)	Margin (dB)	Azimuth (Degs)	Height (cm)	Polarity
1	7.89184	28.39	PK	36	-26.5	0	37.89	-	-	-	-	68.2	-30.31	0-360	250	H
3	10.51571	31.26	PK	37.7	-22.5	0	46.46	-	-	-	-	68.2	-21.74	0-360	250	H
5	* 15.78049	25.53	PK	40.5	-21.2	0	44.83	-	-	74	-29.17	-	-	0-360	250	H
2	7.88888	29.27	PK	36	-26.5	0	38.77	-	-	-	-	68.2	-29.43	0-360	250	V
4	10.51942	27.8	PK	37.7	-22.6	0	42.9	-	-	-	-	68.2	-25.3	0-360	150	V
6	* 15.78049	25.28	PK	40.5	-21.2	0	44.58	-	-	74	-29.42	-	-	0-360	250	V

* - indicates frequency in CFR47 Pt 15 / IC RSS-Restricted Band
PK – Peak Detector

Radiated Emissions

Frequency (GHz)	Meter Reading (dBuV)	Det	3117_00168717	6GHz_HP[dB]	DC Corr (dB)	Corrected Reading (dBuV/m)	Avg Limit (dBuV/m)	Margin (dB)	Peak Limit (dBuV/m)	Margin (dB)	UNII Non-Restricted (dBuV/m)	Margin (dB)	Azimuth (Degs)	Height (cm)	Polarity
10.52006	44.35	PK-U	37.7	-22.6	0	59.45	-	-	-	-	68.2	-8.75	142	248	H
10.5202	40.48	PK-U	37.7	-22.6	0	55.58	-	-	-	-	68.2	-12.62	172	174	V

* - indicates frequency in CFR47 Pt 15 / IC RSS-Restricted Band
PK-U - U-NII: Maximum Peak

UL Korea, Ltd. Confidential
This report shall not be reproduced except in full, without the written approval of UL Korea, Ltd.

MID CHANNEL HORIZONTAL

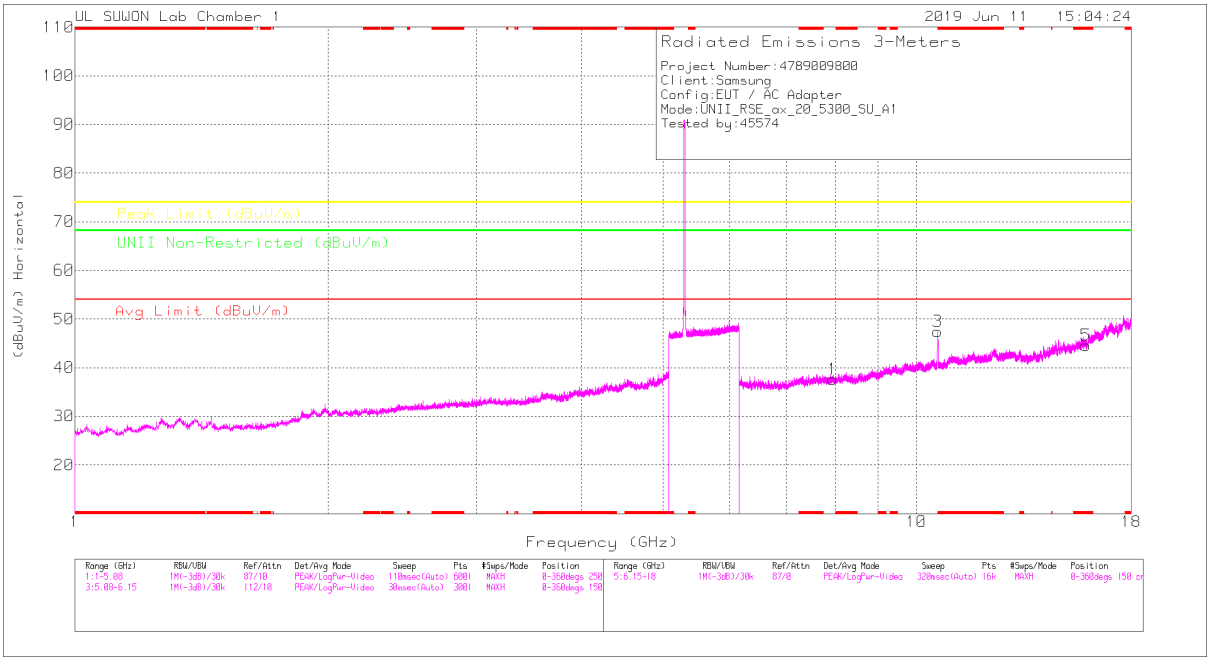

MID CHANNEL VERTICAL

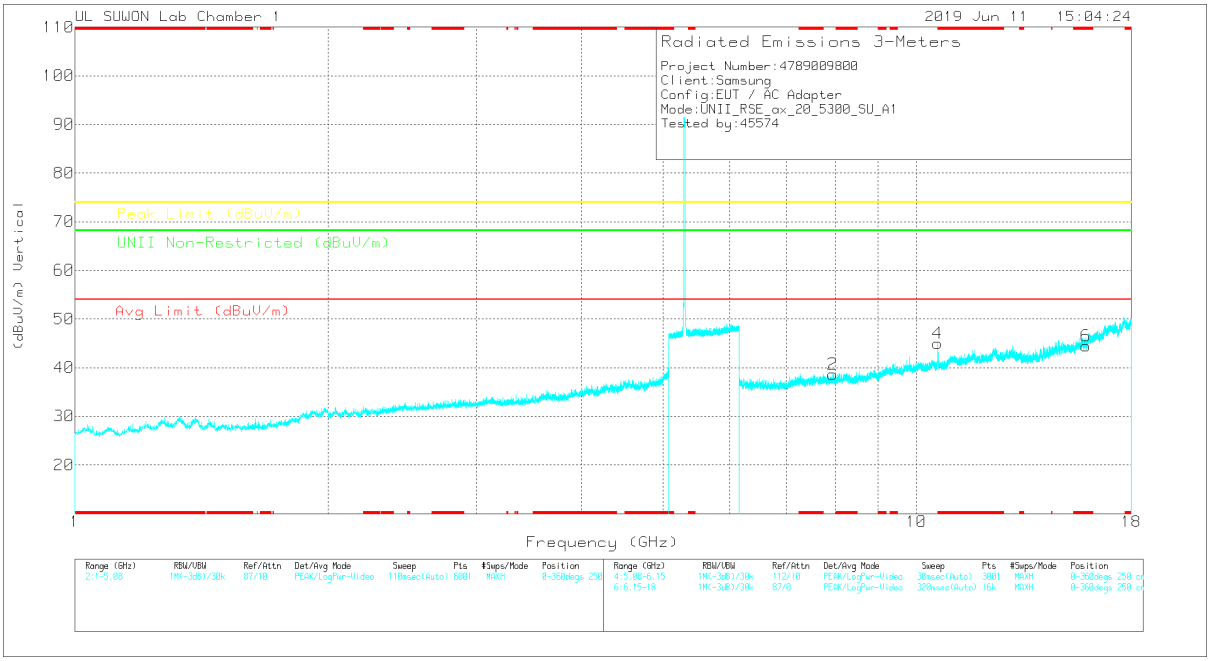

Note: Emission was scanned up to 40GHz; No emissions were detected above the noise floor which was at least 20dB below the specification limit.

UL Korea, Ltd. Confidential
This report shall not be reproduced except in full, without the written approval of UL Korea, Ltd.

MID CHANNEL DATA

Trace Markers

Marker	Frequency (GHz)	Meter Reading (dBuV)	Det	3117_00168717	6GHz_HP[dB]	DC Corr (dB)	Corrected Reading (dBuV/m)	Avg Limit (dBuV/m)	Margin (dB)	Peak Limit (dBuV/m)	Margin (dB)	UNII Non-Restricted (dBuV/m)	Margin (dB)	Azimuth (Degs)	Height (cm)	Polarity
1	7.95035	27.83	PK	36	-26.2	0	37.63	-	-	-	-	68.2	-30.57	0-360	250	H
3	10.5994	31.9	PK	37.8	-22.3	0	47.4	-	-	-	-	68.2	-20.8	0-360	250	H
5	* 15.90046	25.11	PK	40.6	-21.1	0	44.61	-	-	74	-29.39	-	-	0-360	150	H
2	7.95109	28.83	PK	36	-26.2	0	38.63	-	-	-	-	68.2	-29.57	0-360	250	V
4	* 10.6031	29.46	PK	37.8	-22.3	0	44.96	-	-	74	-29.04	-	-	0-360	150	V
6	* 15.90046	24.95	PK	40.6	-21.1	0	44.45	-	-	74	-29.55	-	-	0-360	150	V

* - indicates frequency in CFR47 Pt 15 / IC RSS-Restricted Band
PK – Peak Detector

Radiated Emissions

Frequency (GHz)	Meter Reading (dBuV)	Det	3117_00168717	6GHz_HP[dB]	DC Corr (dB)	Corrected Reading (dBuV/m)	Avg Limit (dBuV/m)	Margin (dB)	Peak Limit (dBuV/m)	Margin (dB)	UNII Non-Restricted (dBuV/m)	Margin (dB)	Azimuth (Degs)	Height (cm)	Polarity
* 11.5915	35.95	PK-U	38.6	-22.4	0	52.15	-	-	74	-21.85	-	-	140	238	H
* 11.62225	23.94	ADR	38.6	-21.9	0	40.64	54	-13.36	-	-	-	-	140	238	H
* 11.62633	36.1	PK-U	38.7	-21.9	0	52.9	-	-	74	-21.1	-	-	290	105	V
* 11.61918	23.99	ADR	38.6	-22	0	40.59	54	-13.41	-	-	-	-	290	105	V

* - indicates frequency in CFR47 Pt 15 / IC RSS-Restricted Band
PK-U - U-NII: Maximum Peak
ADR - U-NII AD primary method, RMS average

UL Korea, Ltd. Confidential
This report shall not be reproduced except in full, without the written approval of UL Korea, Ltd.

HIGH CHANNEL HORIZONTAL

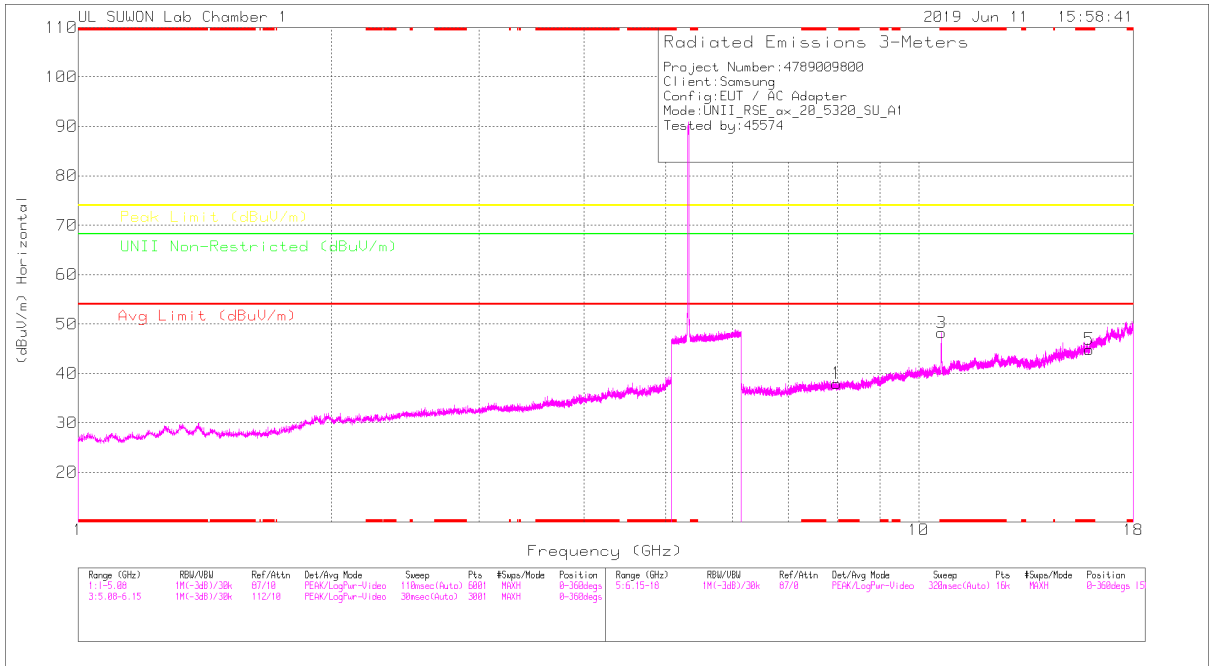

HIGH CHANNEL VERTICAL

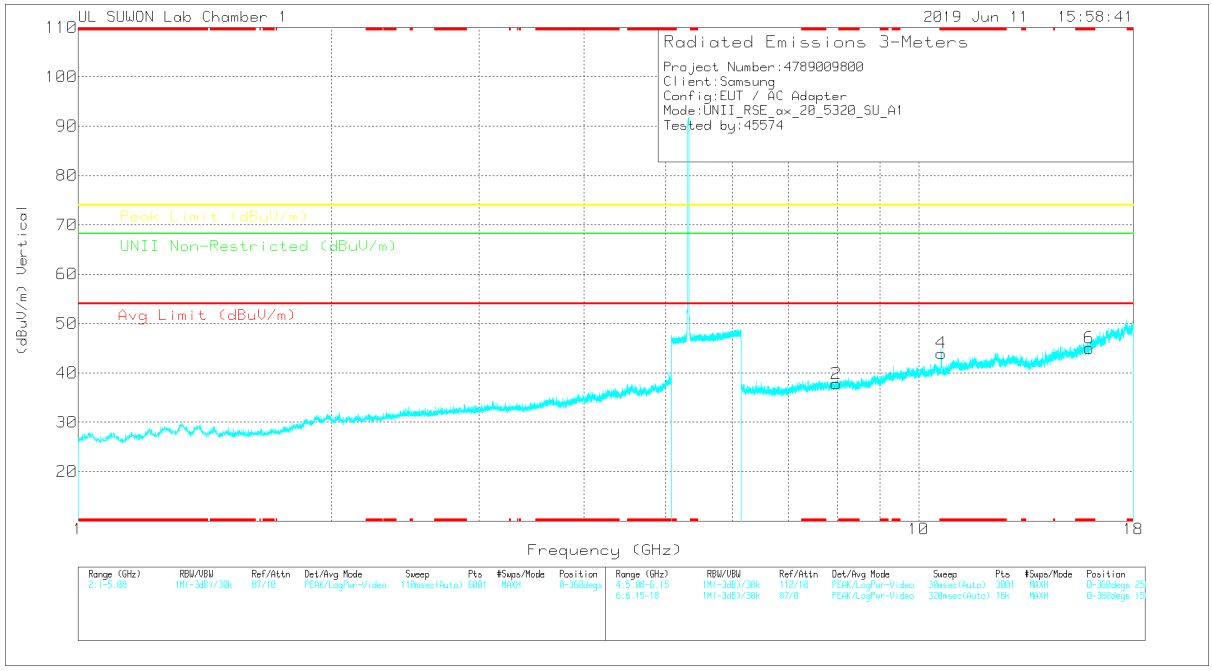

Note: Emission was scanned up to 40GHz; No emissions were detected above the noise floor which was at least 20dB below the specification limit.

UL Korea, Ltd. Confidential
This report shall not be reproduced except in full, without the written approval of UL Korea, Ltd.

HIGH CHANNEL DATA

Trace Markers

Marker	Frequency (GHz)	Meter Reading (dBuV)	Det	3117_00168717	6GHz_HP[dB]	DC Corr (dB)	Corrected Reading (dBuV/m)	Avg Limit (dBuV/m)	Margin (dB)	Peak Limit (dBuV/m)	Margin (dB)	UNII Non-Restricted (dBuV/m)	Margin (dB)	Azimuth (Degs)	Height (cm)	Polarity
1	7.98367	28.29	PK	36	-26.3	0	37.99	-	-	-	-	68.2	-30.21	0-360	150	H
3	* 10.64309	32.55	PK	37.8	-22.1	0	48.25	-	-	74	-25.75	-	-	0-360	250	H
5	* 15.96045	24.95	PK	40.7	-20.8	0	44.85	-	-	74	-29.15	-	-	0-360	250	H
2	7.97997	28.1	PK	36	-26.3	0	37.8	-	-	-	-	68.2	-30.4	0-360	250	V
4	* 10.63865	28.29	PK	37.8	-22.1	0	43.99	-	-	74	-30.01	-	-	0-360	150	V
6	* 15.96045	25.12	PK	40.7	-20.8	0	45.02	-	-	74	-28.98	-	-	0-360	250	V

* - indicates frequency in CFR47 Pt 15 / IC RSS-Restricted Band
PK – Peak Detector

Radiated Emissions

Frequency (GHz)	Meter Reading (dBuV)	Det	3117_00168717	6GHz_HP[dB]	DC Corr (dB)	Corrected Reading (dBuV/m)	Avg Limit (dBuV/m)	Margin (dB)	Peak Limit (dBuV/m)	Margin (dB)	UNII Non-Restricted (dBuV/m)	Margin (dB)	Azimuth (Degs)	Height (cm)	Polarity
* 10.64543	46.34	PK-U	37.8	-22.1	0	62.04	-	-	74	-11.96	-	-	159	242	H
* 10.64087	31.36	ADR	37.8	-22.1	0	47.06	54	-6.94	-	-	-	-	159	242	H
* 10.64543	45.9	PK-U	37.8	-22.1	0	61.6	-	-	74	-12.4	-	-	145	237	H
* 10.64015	31.31	ADR	37.8	-22.1	0	47.01	54	-6.99	-	-	-	-	145	237	H

* - indicates frequency in CFR47 Pt 15 / IC RSS-Restricted Band
PK-U - U-NII: Maximum Peak
ADR - U-NII AD primary method, RMS average

UL Korea, Ltd. Confidential
This report shall not be reproduced except in full, without the written approval of UL Korea, Ltd.

HE20 SU mode (ANT_2)

LOW CHANNEL HORIZONTAL

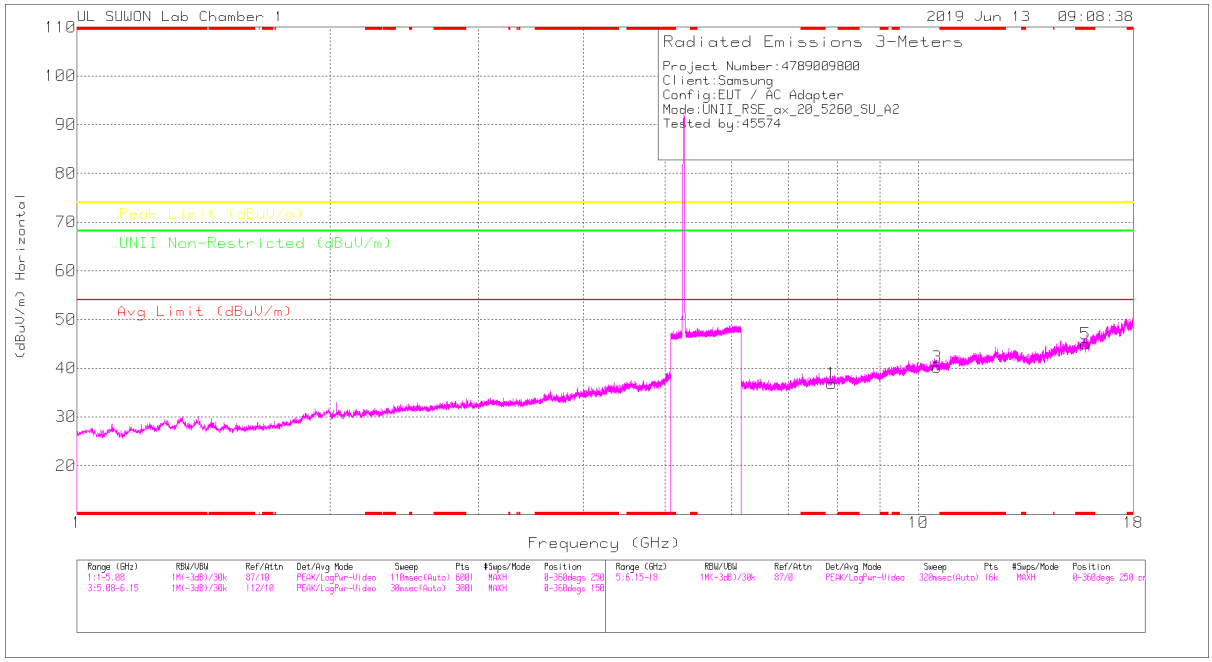

LOW CHANNEL VERTICAL

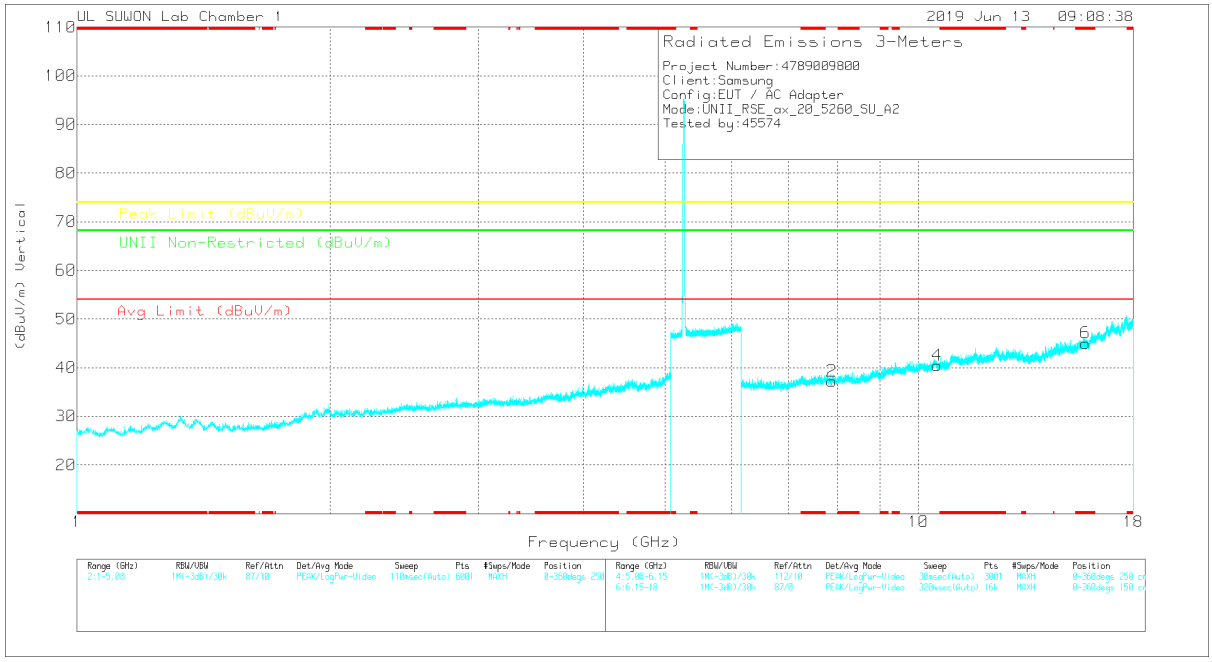

Note: Emission was scanned up to 40GHz; No emissions were detected above the noise floor which was at least 20dB below the specification limit.

UL Korea, Ltd. Confidential
This report shall not be reproduced except in full, without the written approval of UL Korea, Ltd.

LOW CHANNEL DATA

Trace Markers

Marker	Frequency (GHz)	Meter Reading (dBuV)	Det	3117_00168717	6GHz_HP[dB]	DC Corr (dB)	Corrected Reading (dBuV/m)	Avg Limit (dBuV/m)	Margin (dB)	Peak Limit (dBuV/m)	Margin (dB)	UNII Non-Restricted (dBuV/m)	Margin (dB)	Azimuth (Degs)	Height (cm)	Polarity
1	7.89036	27.36	PK	36	-26.5	0	36.86	-	-	-	-	68.2	-31.34	0-360	250	H
3	10.51942	25.11	PK	37.7	-22.6	0	40.21	-	-	-	-	68.2	-27.99	0-360	250	H
5	* 15.78197	25.67	PK	40.5	-21.2	0	44.97	-	-	74	-29.03	-	-	0-360	250	H
2	7.89036	27.67	PK	36	-26.5	0	37.17	-	-	-	-	68.2	-31.03	0-360	150	V
4	10.5209	25.3	PK	37.7	-22.6	0	40.4	-	-	-	-	68.2	-27.8	0-360	250	V
6	* 15.78197	25.75	PK	40.5	-21.2	0	45.05	-	-	74	-28.95	-	-	0-360	250	V

* - indicates frequency in CFR47 Pt 15 / IC RSS-Restricted Band

PK – Peak Detector

Note: Only peak measurement was performed. Because peak measurement result of unwanted emission is less than average limit (54dBuV/m).

UL Korea, Ltd. Suwon Laboratory FORM ID: FCC_15E
218 Maeyeong-ro, Yeongtong-gu, Suwon-si, Gyeonggi-do, 16675 Korea TEL: (031) 337-9902,FAX: (031) 213-5433

UL Korea, Ltd. Confidential
This report shall not be reproduced except in full, without the written approval of UL Korea, Ltd.

MID CHANNEL HORIZONTAL

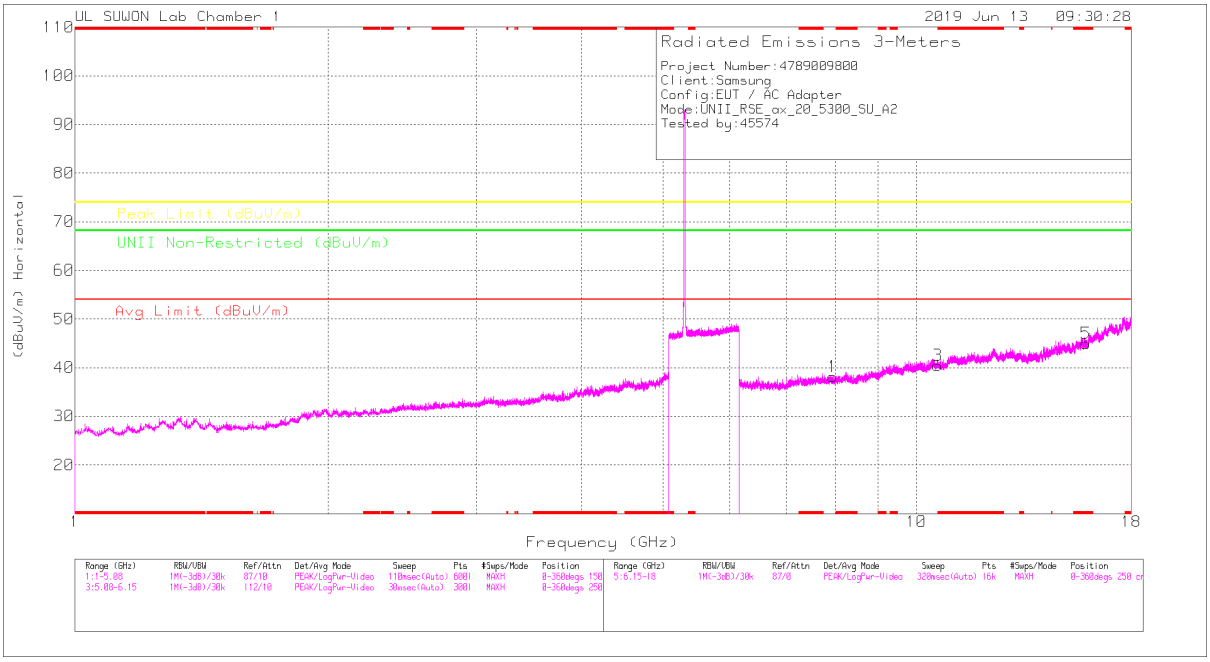

MID CHANNEL VERTICAL

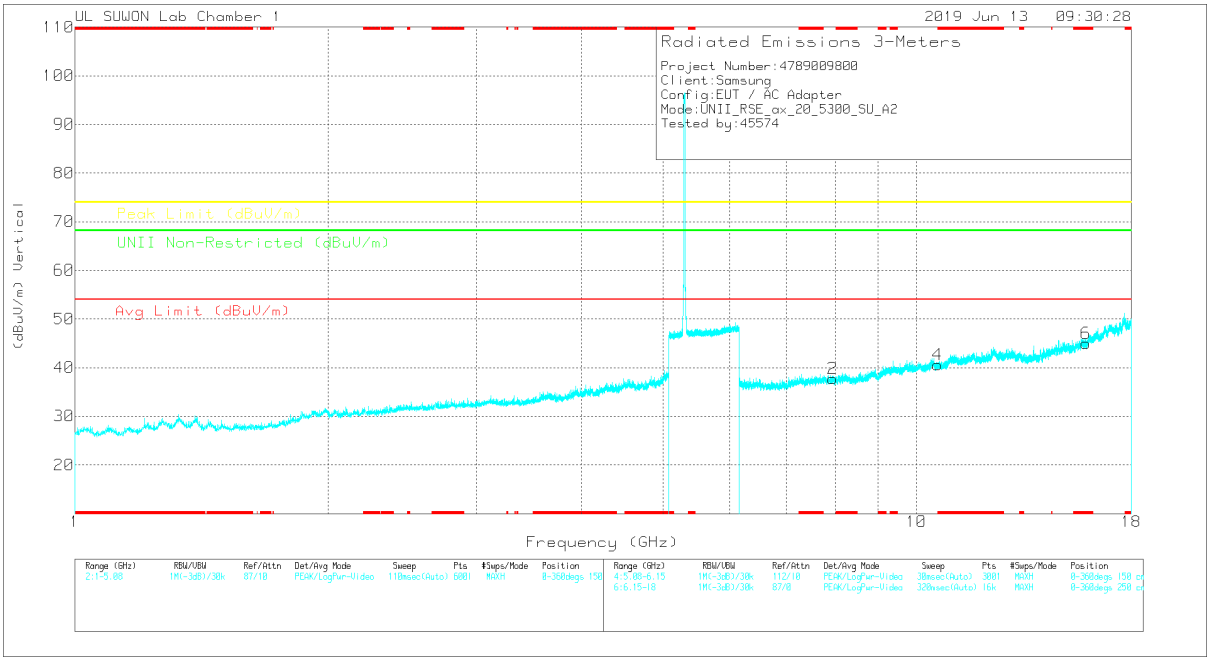

Note: Emission was scanned up to 40GHz; No emissions were detected above the noise floor which was at least 20dB below the specification limit.

UL Korea, Ltd. Confidential
This report shall not be reproduced except in full, without the written approval of UL Korea, Ltd.

MID CHANNEL DATA

Trace Markers

Marker	Frequency (GHz)	Meter Reading (dBuV)	Det	3117_00168717	6GHz_HP[dB]	DC Corr (dB)	Corrected Reading (dBuV/m)	Avg Limit (dBuV/m)	Margin (dB)	Peak Limit (dBuV/m)	Margin (dB)	UNII Non-Restricted (dBuV/m)	Margin (dB)	Azimuth (Degs)	Height (cm)	Polarity
1	7.94887	28.37	PK	36	-26.2	0	38.17	-	-	-	-	68.2	-30.03	0-360	150	H
3	* 10.60088	24.97	PK	37.8	-22.3	0	40.47	-	-	74	-33.53	-	-	0-360	150	H
5	* 15.9012	25.45	PK	40.6	-21.1	0	44.95	-	-	74	-29.05	-	-	0-360	250	H
2	7.94961	27.93	PK	36	-26.2	0	37.73	-	-	-	-	68.2	-30.47	0-360	250	V
4	* 10.60088	25.14	PK	37.8	-22.3	0	40.64	-	-	74	-33.36	-	-	0-360	150	V
6	* 15.90046	25.54	PK	40.6	-21.1	0	45.04	-	-	74	-28.96	-	-	0-360	250	V

* - indicates frequency in CFR47 Pt 15 / IC RSS-Restricted Band
PK – Peak Detector

Note: Only peak measurement was performed. Because peak measurement result of unwanted emission is less than average limit (54dBuV/m).

UL Korea, Ltd. Suwon Laboratory FORM ID: FCC_15E
218 Maeyeong-ro, Yeongtong-gu, Suwon-si, Gyeonggi-do, 16675 Korea TEL: (031) 337-9902,FAX: (031) 213-5433
UL Korea, Ltd. Confidential
This report shall not be reproduced except in full, without the written approval of UL Korea, Ltd.

HIGH CHANNEL HORIZONTAL

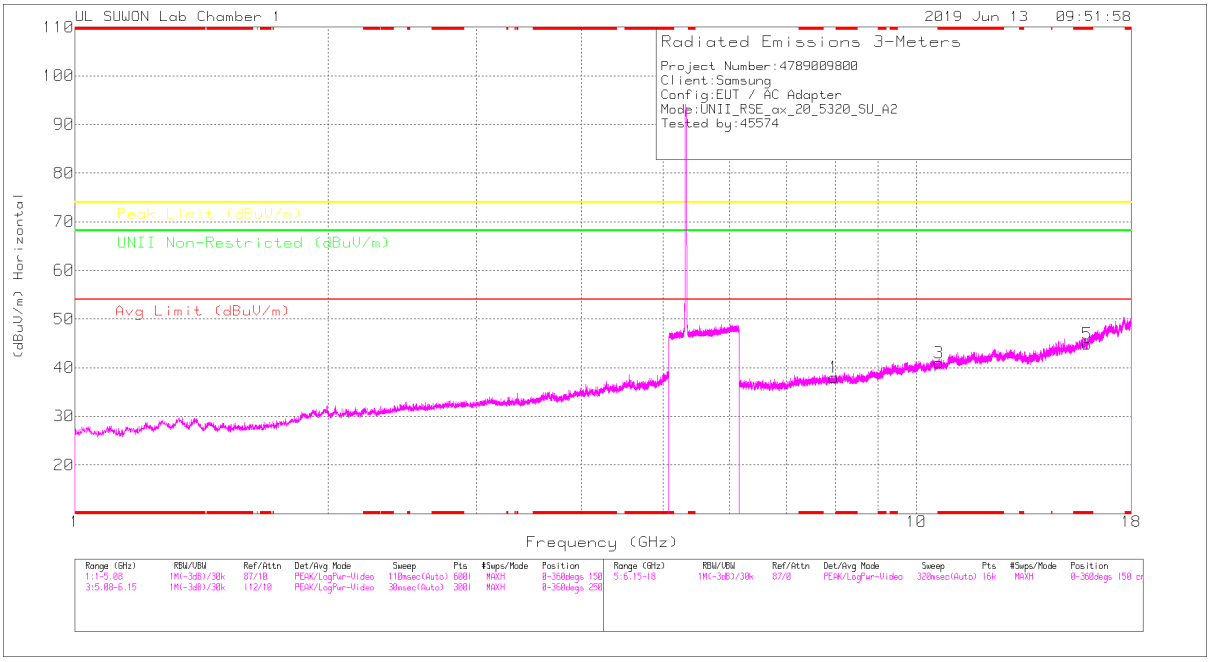

HIGH CHANNEL VERTICAL

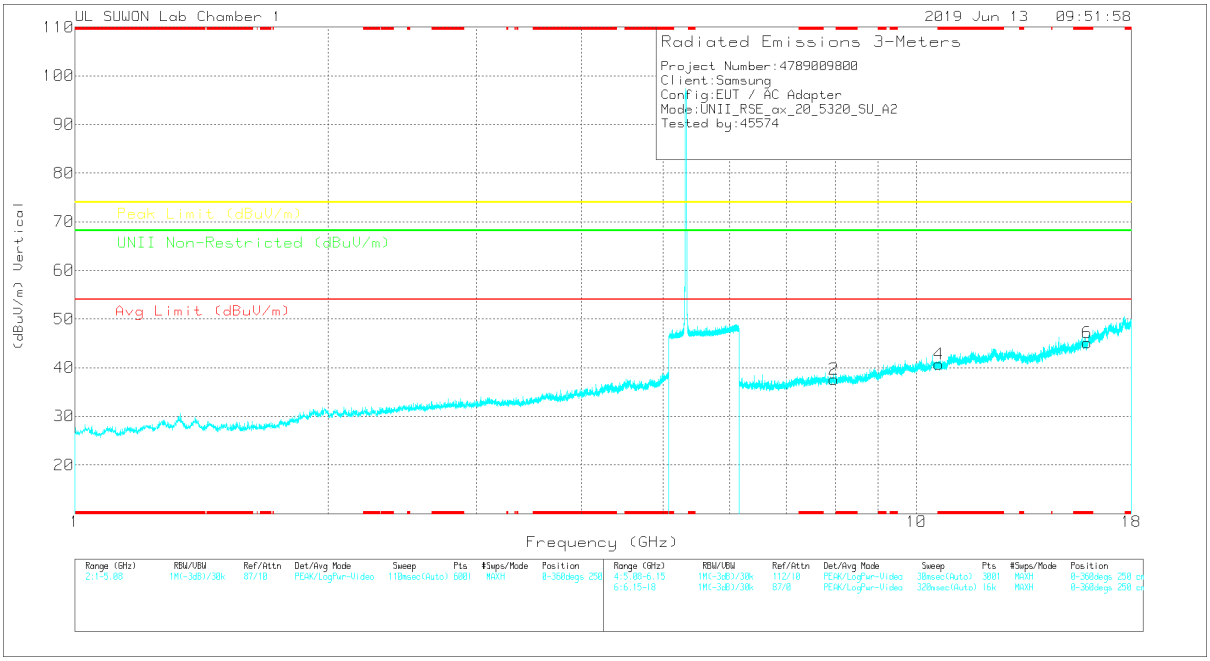

Note: Emission was scanned up to 40GHz; No emissions were detected above the noise floor which was at least 20dB below the specification limit.

UL Korea, Ltd. Confidential
This report shall not be reproduced except in full, without the written approval of UL Korea, Ltd.

HIGH CHANNEL DATA

Trace Markers

Marker	Frequency (GHz)	Meter Reading (dBuV)	Det	3117_00168717	6GHz_HP[dB]	DC Corr (dB)	Corrected Reading (dBuV/m)	Avg Limit (dBuV/m)	Margin (dB)	Peak Limit (dBuV/m)	Margin (dB)	UNII Non-Restricted (dBuV/m)	Margin (dB)	Azimuth (Degs)	Height (cm)	Polarity
1	7.98293	28.34	PK	36	-26.3	0	38.04	-	-	-	-	68.2	-30.16	0-360	150	H
3	* 10.63939	25.33	PK	37.8	-22.1	0	41.03	-	-	74	-32.97	-	-	0-360	150	H
5	* 15.96045	25.01	PK	40.7	-20.8	0	44.91	-	-	74	-29.09	-	-	0-360	250	H
2	7.98219	27.97	PK	36	-26.3	0	37.67	-	-	-	-	68.2	-30.53	0-360	250	V
4	* 10.63939	24.97	PK	37.8	-22.1	0	40.67	-	-	74	-33.33	-	-	0-360	250	V
6	* 15.96119	25.17	PK	40.7	-20.8	0	45.07	-	-	74	-28.93	-	-	0-360	250	V

* - indicates frequency in CFR47 Pt 15 / IC RSS-Restricted Band
PK – Peak Detector

Note: Only peak measurement was performed. Because peak measurement result of unwanted emission is less than average limit (54dBuV/m).

UL Korea, Ltd. Confidential
This report shall not be reproduced except in full, without the written approval of UL Korea, Ltd.

HE40 SU mode (ANT_1)

LOW CHANNEL HORIZONTAL

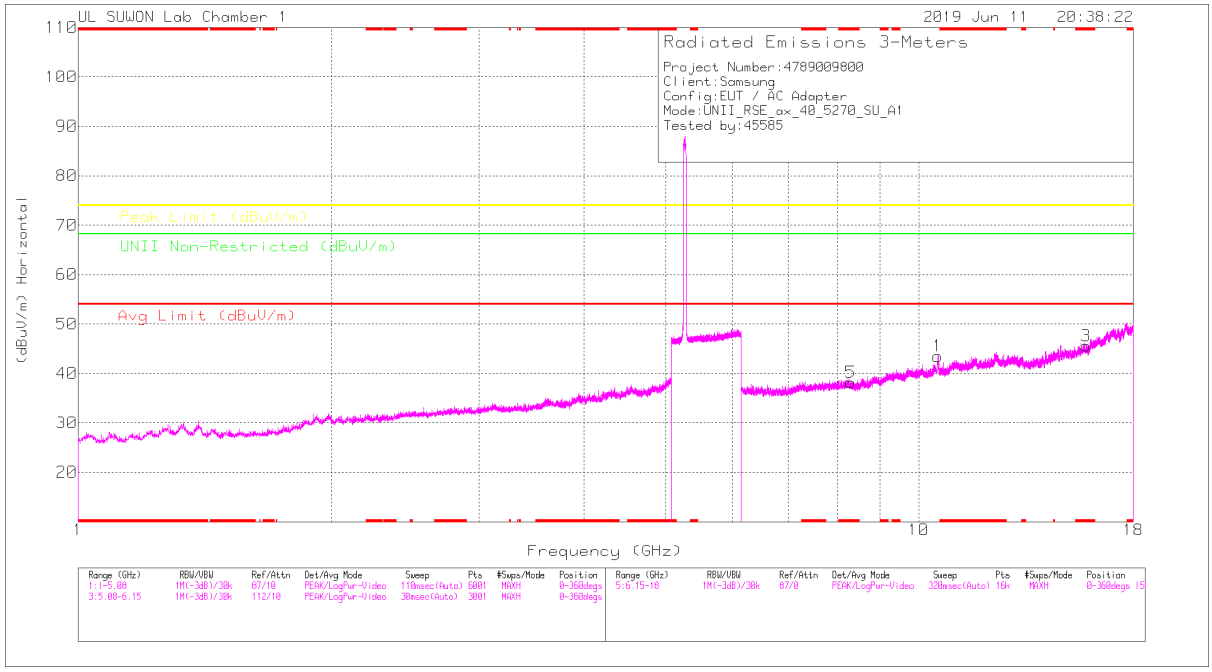

LOW CHANNEL VERTICAL

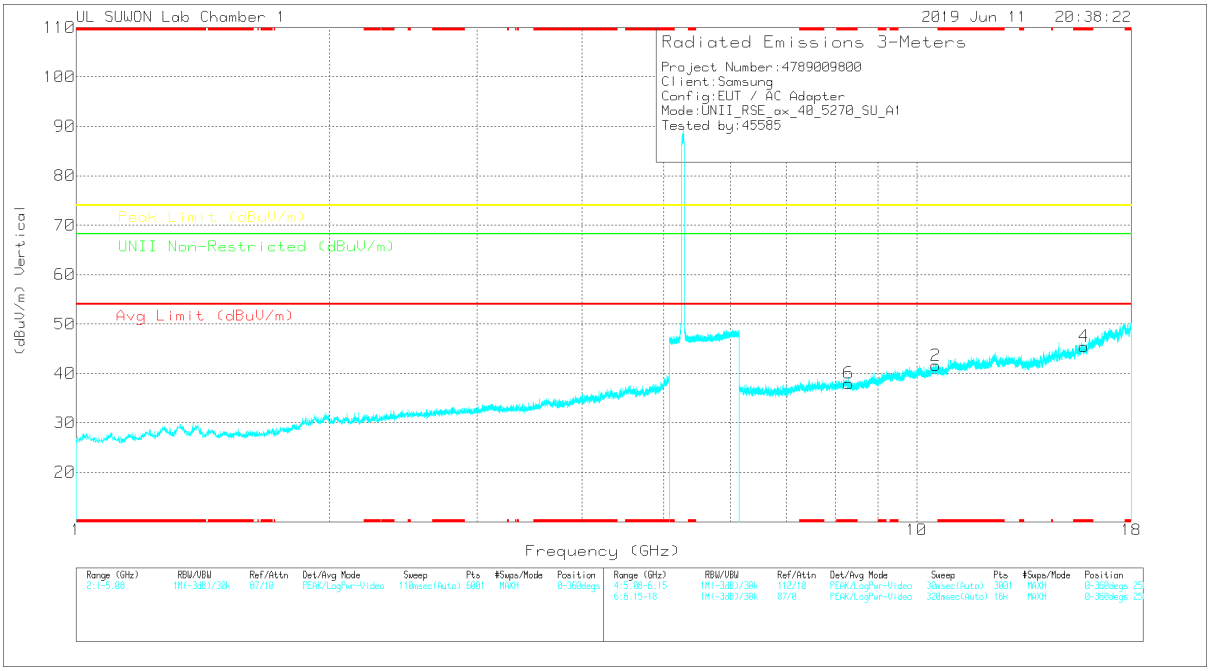

Note: Emission was scanned up to 40GHz; No emissions were detected above the noise floor which was at least 20dB below the specification limit.

UL Korea, Ltd. Confidential
This report shall not be reproduced except in full, without the written approval of UL Korea, Ltd.

LOW CHANNEL DATA

Trace Markers

Marker	Frequency (GHz)	Meter Reading (dBuV)	Det	3117_00168717	6GHz_HP[dB]	DC Corr (dB)	Corrected Reading (dBuV/m)	Avg Limit (dBuV/m)	Margin (dB)	Peak Limit (dBuV/m)	Margin (dB)	UNII Non-Restricted (dBuV/m)	Margin (dB)	Azimuth (Degs)	Height (cm)	Polarity
1	10.54089	28.49	PK	37.8	-22.8	0	43.49	-	-	-	-	68.2	-24.71	0-360	250	H
3	* 15.81308	26.17	PK	40.5	-21.1	0	45.57	-	-	74	-28.43	-	-	0-360	250	H
5	* 8.30138	27.07	PK	36.4	-25.3	0	38.17	-	-	74	-35.83	-	-	0-360	150	H
2	10.54089	26.61	PK	37.8	-22.8	0	41.61	-	-	-	-	68.2	-26.59	0-360	150	V
4	* 15.81308	26.08	PK	40.5	-21.1	0	45.48	-	-	74	-28.52	-	-	0-360	250	V
6	* 8.30286	26.9	PK	36.4	-25.3	0	38	-	-	74	-36	-	-	0-360	250	V

* - indicates frequency in CFR47 Pt 15 / IC RSS-Restricted Band
PK – Peak Detector

Radiated Emissions

Frequency (GHz)	Meter Reading (dBuV)	Det	3117_00168717	6GHz_HP[dB]	DC Corr (dB)	Corrected Reading (dBuV/m)	Avg Limit (dBuV/m)	Margin (dB)	Peak Limit (dBuV/m)	Margin (dB)	UNII Non-Restricted (dBuV/m)	Margin (dB)	Azimuth (Degs)	Height (cm)	Polarity
10.53904	40.99	PK-U	37.7	-22.8	0	55.89	-	-	-	-	68.2	-12.31	142	249	H
10.53728	38.9	PK-U	37.7	-22.8	0	53.8	-	-	-	-	68.2	-14.4	175	170	V

* - indicates frequency in CFR47 Pt 15 / IC RSS-Restricted Band
PK-U - U-NII: Maximum Peak

UL Korea, Ltd. Confidential
This report shall not be reproduced except in full, without the written approval of UL Korea, Ltd.

HIGH CHANNEL HORIZONTAL

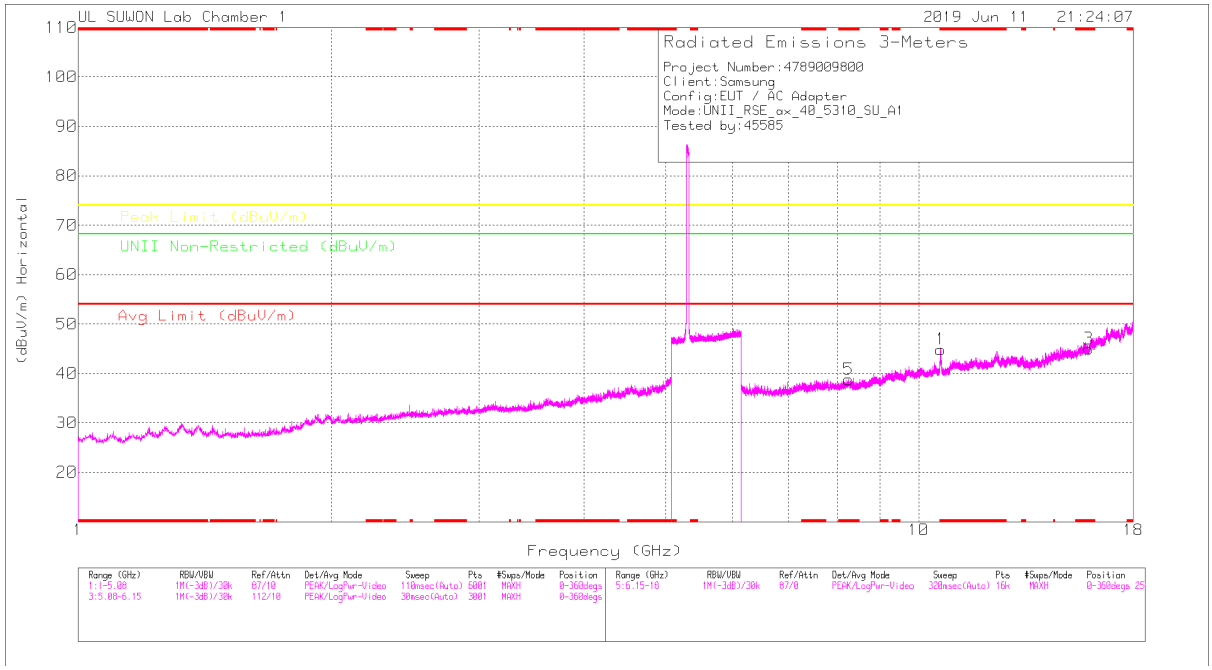

HIGH CHANNEL VERTICAL

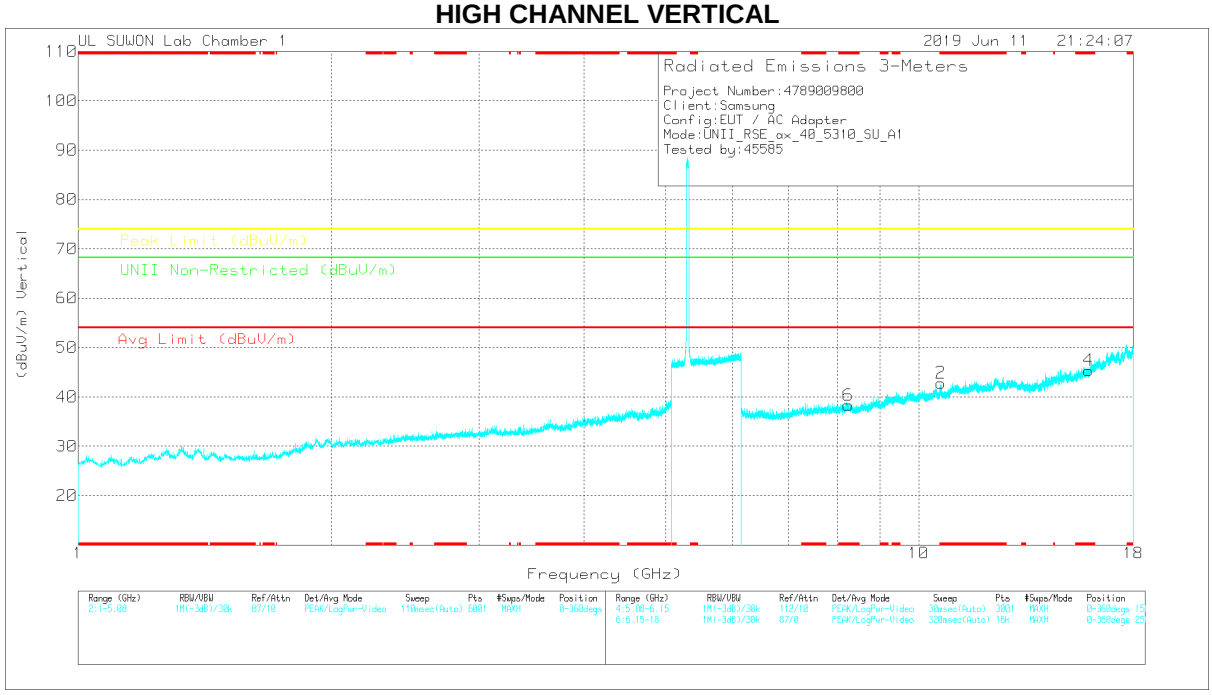

Note: Emission was scanned up to 40GHz; No emissions were detected above the noise floor which was at least 20dB below the specification limit.

UL Korea, Ltd. Confidential
This report shall not be reproduced except in full, without the written approval of UL Korea, Ltd.

HIGH CHANNEL DATA

Trace Markers

Marker	Frequency (GHz)	Meter Reading (dBuV)	Det	3117_00168717	6GHz_HP[dB]	DC Corr (dB)	Corrected Reading (dBuV/m)	Avg Limit (dBuV/m)	Margin (dB)	Peak Limit (dBuV/m)	Margin (dB)	UNII Non-Restricted (dBuV/m)	Margin (dB)	Azimuth (Degs)	Height (cm)	Polarity
1	* 10.62088	29.27	PK	37.8	-22.2	0	44.87	-	-	74	-29.13	-	-	0-360	250	H
3	* 15.92861	25.48	PK	40.6	-21.1	0	44.98	-	-	74	-29.02	-	-	0-360	250	H
5	* 8.25473	27.69	PK	36.4	-25.3	0	38.79	-	-	74	-35.21	-	-	0-360	250	H
2	* 10.62458	27.13	PK	37.8	-22.1	0	42.83	-	-	74	-31.17	-	-	0-360	150	V
4	* 15.93009	25.77	PK	40.7	-21.1	0	45.37	-	-	74	-28.63	-	-	0-360	150	V
6	* 8.24584	27.32	PK	36.4	-25.4	0	38.32	-	-	74	-35.68	-	-	0-360	150	V

* - indicates frequency in CFR47 Pt 15 / IC RSS-Restricted Band
PK – Peak Detector

Radiated Emissions

Frequency (GHz)	Meter Reading (dBuV)	Det	3117_00168717	6GHz_HP[dB]	DC Corr (dB)	Corrected Reading (dBuV/m)	Avg Limit (dBuV/m)	Margin (dB)	Peak Limit (dBuV/m)	Margin (dB)	UNII Non-Restricted (dBuV/m)	Margin (dB)	Azimuth (Degs)	Height (cm)	Polarity
* 10.61908	41.6	PK-U	37.8	-22.2	0	57.2	-	-	74	-16.8	-	-	145	239	H
* 10.61982	28.01	ADR	37.8	-22.2	0	43.61	54	-10.39	-	-	-	-	145	239	H
* 10.6234	39.54	PK-U	37.8	-22.2	0	55.14	-	-	74	-18.86	-	-	177	171	V
* 10.6201	26.12	ADR	37.8	-22.2	0	41.72	54	-12.28	-	-	-	-	177	171	V

* - indicates frequency in CFR47 Pt 15 / IC RSS-Restricted Band
PK-U - U-NII: Maximum Peak
ADR - U-NII AD primary method, RMS average

UL Korea, Ltd. Confidential
This report shall not be reproduced except in full, without the written approval of UL Korea, Ltd.

HE40 SU mode (ANT_2)

LOW CHANNEL HORIZONTAL

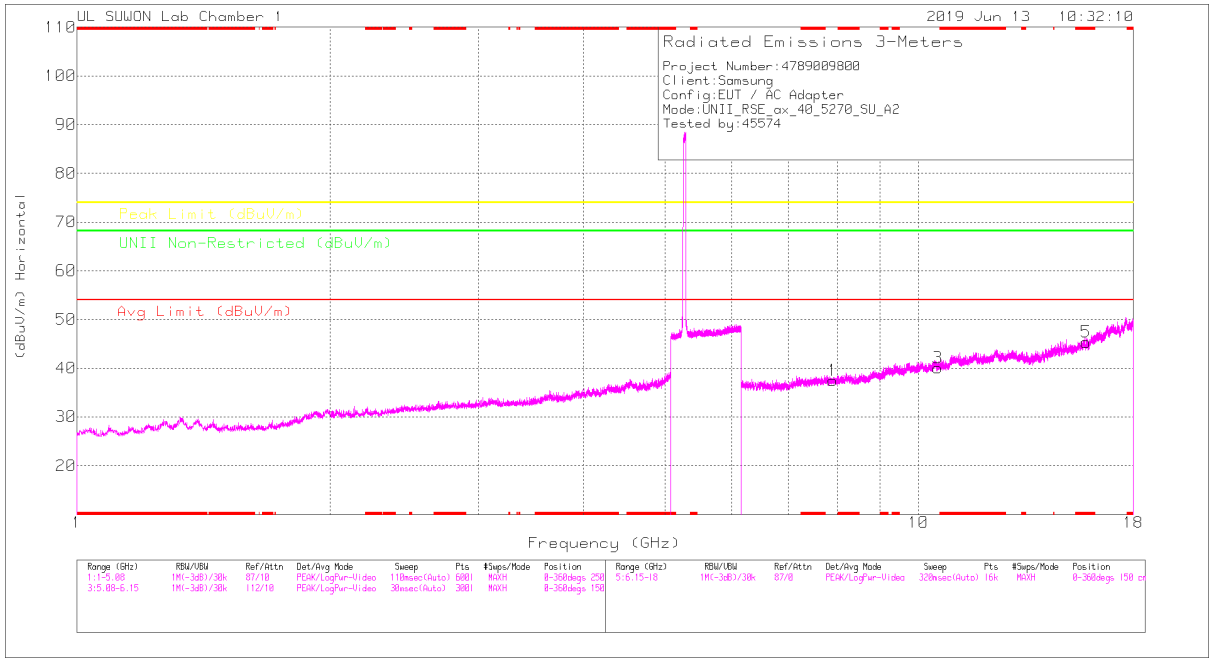

LOW CHANNEL VERTICAL

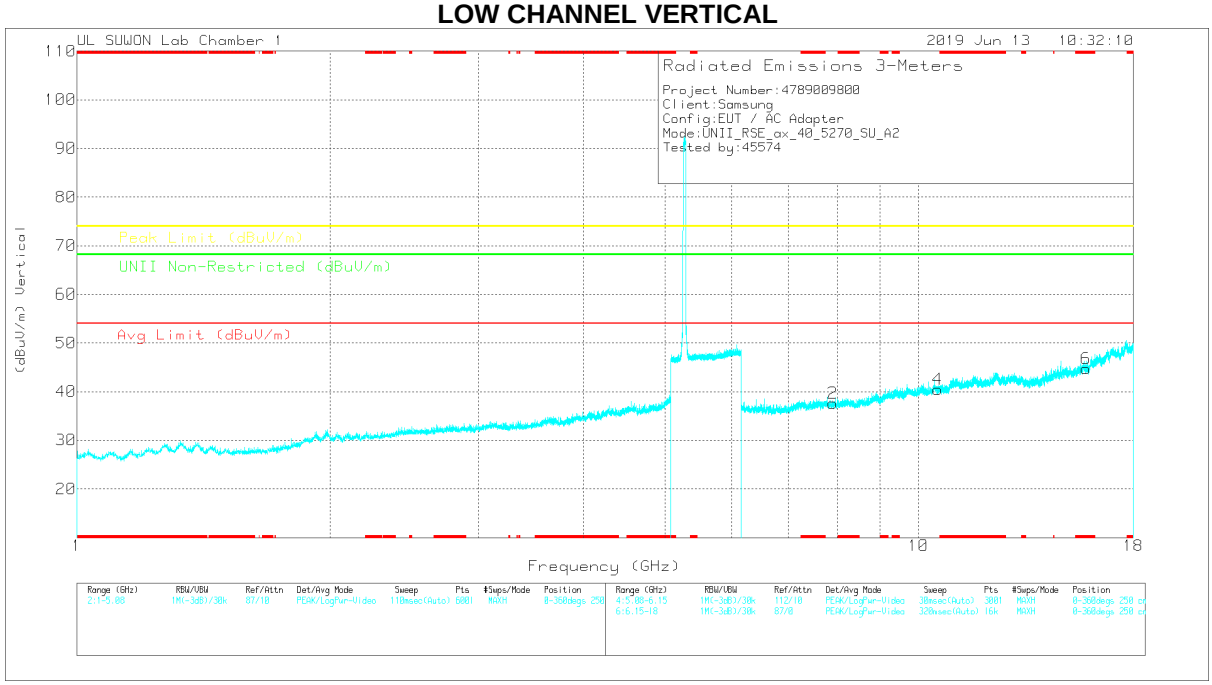

Note: Emission was scanned up to 40GHz; No emissions were detected above the noise floor which was at least 20dB below the specification limit.

UL Korea, Ltd. Confidential
This report shall not be reproduced except in full, without the written approval of UL Korea, Ltd.

LOW CHANNEL DATA

Trace Markers

Marker	Frequency (GHz)	Meter Reading (dBuV)	Det	3117_00168717	6GHz_HP[dB]	DC Corr (dB)	Corrected Reading (dBuV/m)	Avg Limit (dBuV/m)	Margin (dB)	Peak Limit (dBuV/m)	Margin (dB)	UNII Non-Restricted (dBuV/m)	Margin (dB)	Azimuth (Degs)	Height (cm)	Polarity
1	7.90517	27.92	PK	36	-26.4	0	37.52	-	-	-	-	68.2	-30.68	0-360	150	H
3	10.54089	25.07	PK	37.8	-22.8	0	40.07	-	-	-	-	68.2	-28.13	0-360	150	H
5	* 15.81011	25.91	PK	40.5	-21.1	0	45.31	-	-	74	-28.69	-	-	0-360	250	H
2	7.90517	28.03	PK	36	-26.4	0	37.63	-	-	-	-	68.2	-30.57	0-360	250	V
4	10.54089	25.49	PK	37.8	-22.8	0	40.49	-	-	-	-	68.2	-27.71	0-360	150	V
6	* 15.81085	25.33	PK	40.5	-21.1	0	44.73	-	-	74	-29.27	-	-	0-360	250	V

* - indicates frequency in CFR47 Pt 15 / IC RSS-Restricted Band
PK – Peak Detector

Note: Only peak measurement was performed. Because peak measurement result of unwanted emission is less than average limit (54dBuV/m).

UL Korea, Ltd. Confidential
This report shall not be reproduced except in full, without the written approval of UL Korea, Ltd.

HIGH CHANNEL HORIZONTAL

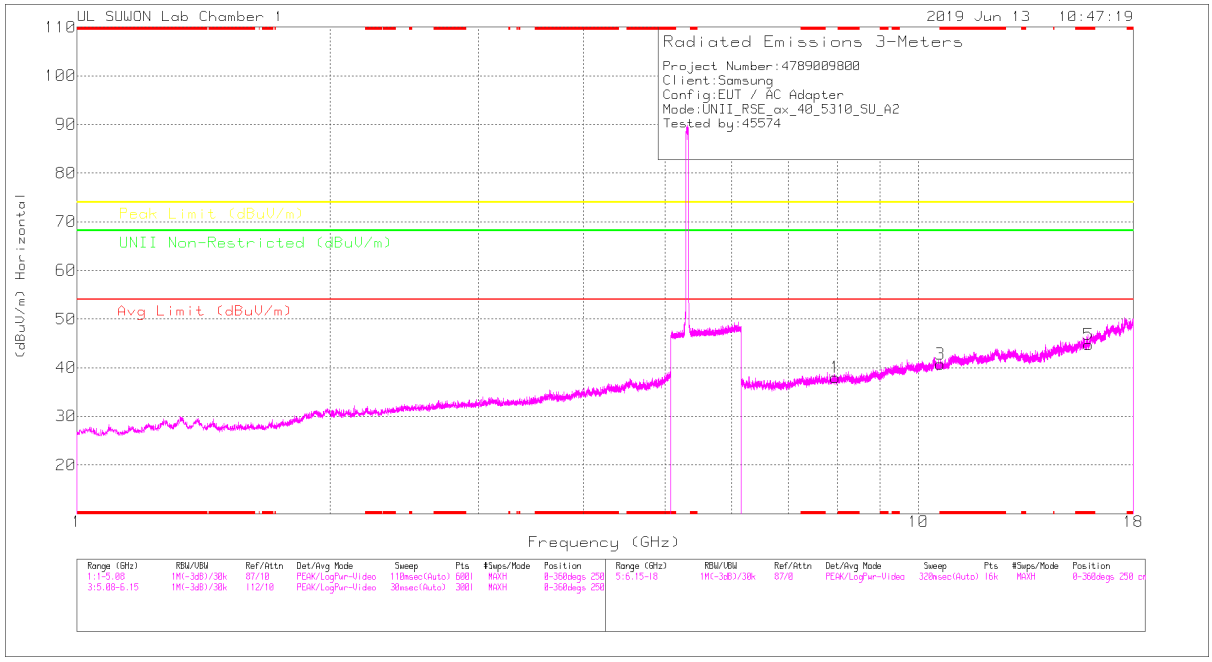

HIGH CHANNEL VERTICAL

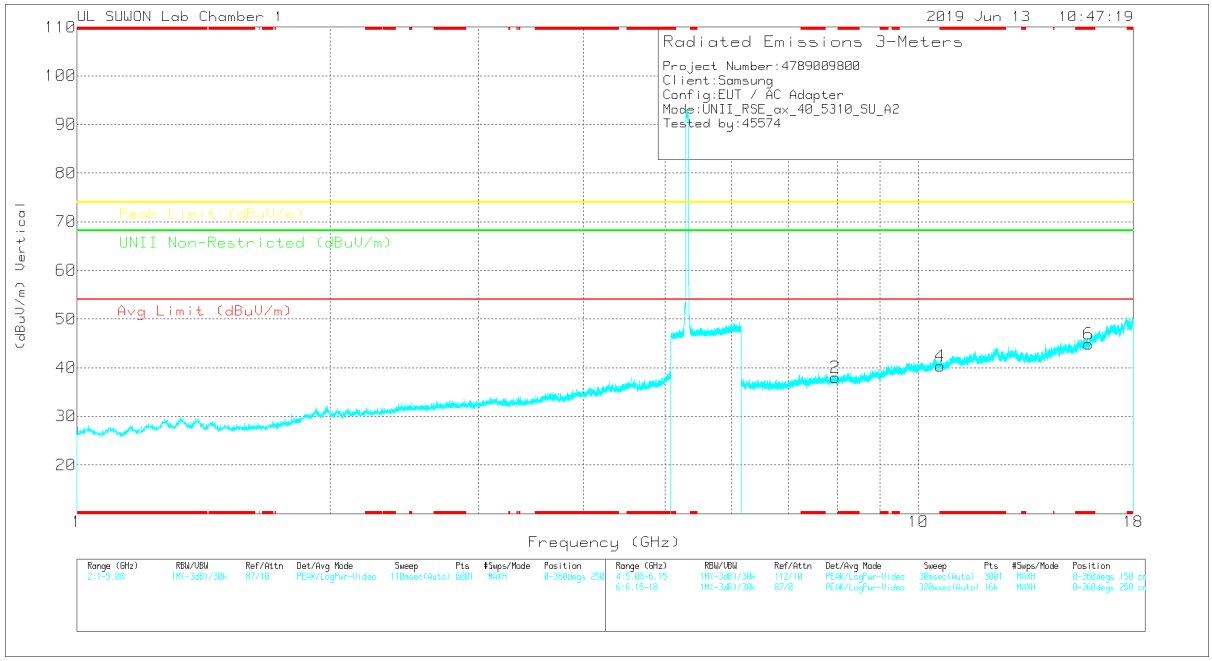

Note: Emission was scanned up to 40GHz; No emissions were detected above the noise floor which was at least 20dB below the specification limit.

UL Korea, Ltd. Confidential
This report shall not be reproduced except in full, without the written approval of UL Korea, Ltd.

HIGH CHANNEL DATA

Trace Markers

Marker	Frequency (GHz)	Meter Reading (dBuV)	Det	3117_00168717	6GHz_HP[dB]	DC Corr (dB)	Corrected Reading (dBuV/m)	Avg Limit (dBuV/m)	Margin (dB)	Peak Limit (dBuV/m)	Margin (dB)	UNII Non-Restricted (dBuV/m)	Margin (dB)	Azimuth (Degs)	Height (cm)	Polarity
1	7.96442	28.19	PK	36	-26.2	0	37.99	-	-	-	-	68.2	-30.21	0-360	250	H
3	* 10.62088	25.14	PK	37.8	-22.2	0	40.74	-	-	74	-33.26	-	-	0-360	150	H
5	* 15.92861	25.17	PK	40.6	-21.1	0	44.67	-	-	74	-29.33	-	-	0-360	250	H
2	7.96442	28.22	PK	36	-26.2	0	38.02	-	-	-	-	68.2	-30.18	0-360	250	V
4	* 10.62088	24.74	PK	37.8	-22.2	0	40.34	-	-	74	-33.66	-	-	0-360	250	V
6	* 15.92861	25.37	PK	40.6	-21.1	0	44.87	-	-	74	-29.13	-	-	0-360	250	V

* - indicates frequency in CFR47 Pt 15 / IC RSS-Restricted Band
PK – Peak Detector

Note: Only peak measurement was performed. Because peak measurement result of unwanted emission is less than average limit (54dBuV/m).

UL Korea, Ltd. Confidential
This report shall not be reproduced except in full, without the written approval of UL Korea, Ltd.

HE80 SU mode (ANT_1)

MID CHANNEL HORIZONTAL

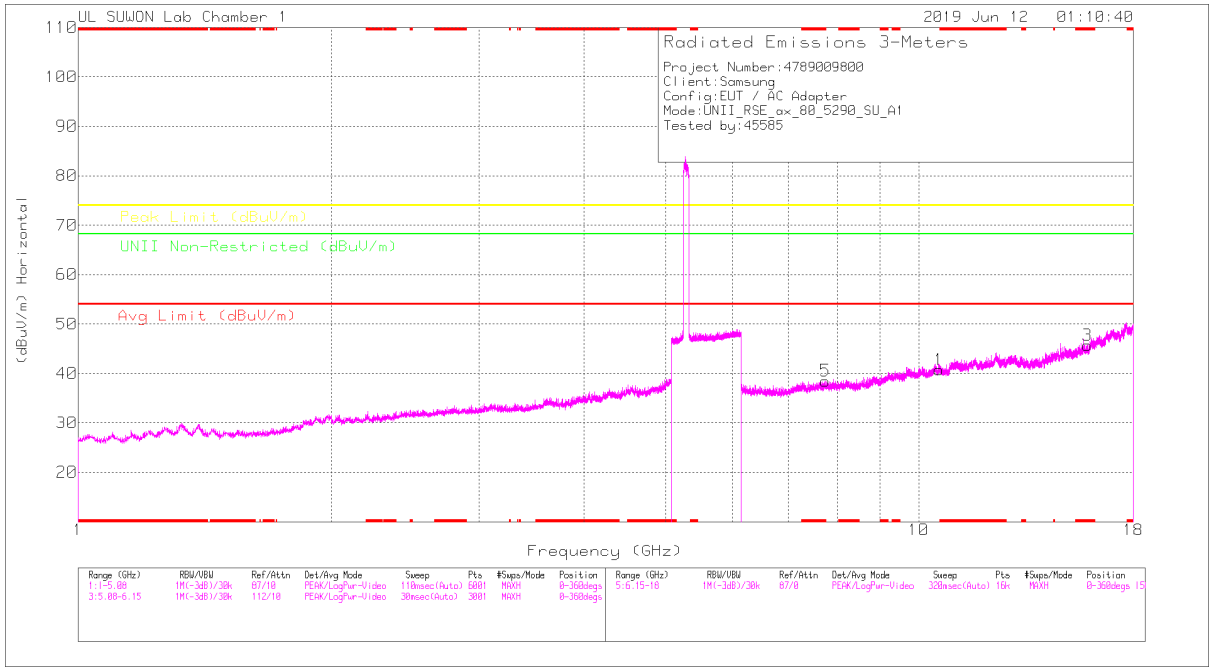

MID CHANNEL VERTICAL

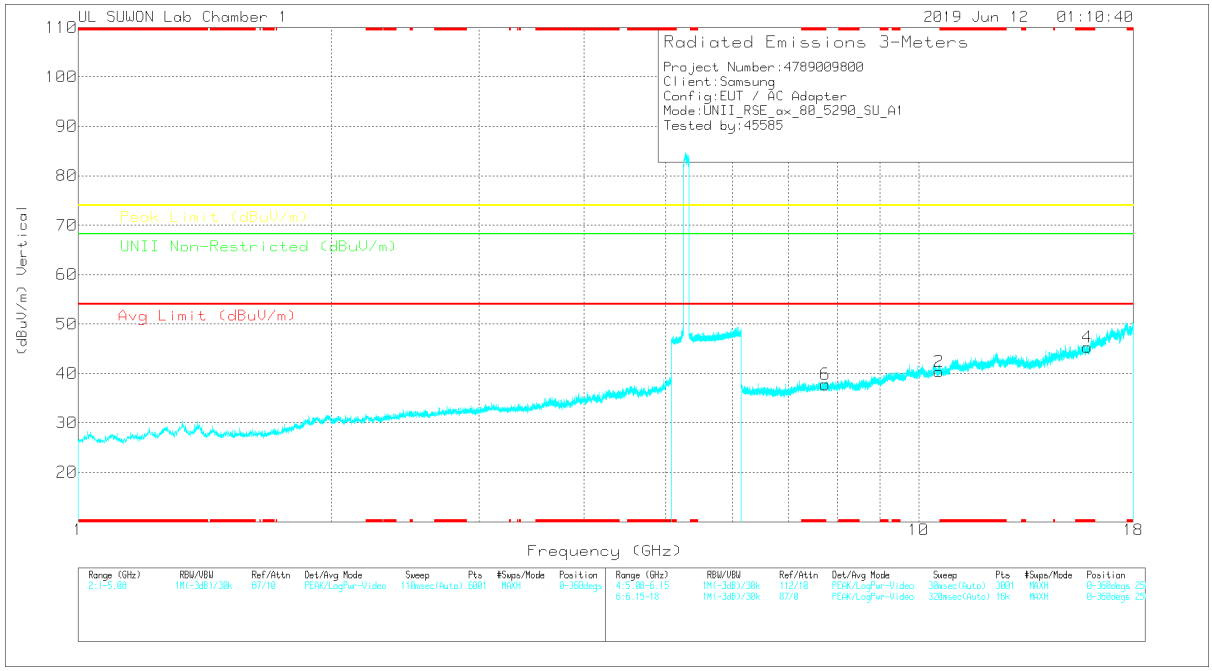

Note: Emission was scanned up to 40GHz; No emissions were detected above the noise floor which was at least 20dB below the specification limit.

UL Korea, Ltd. Confidential
This report shall not be reproduced except in full, without the written approval of UL Korea, Ltd.

MID CHANNEL DATA

Trace Markers

Marker	Frequency (GHz)	Meter Reading (dBuV)	Det	3117_00168717	6GHz_HP[dB]	DC Corr (dB)	Corrected Reading (dBuV/m)	Avg Limit (dBuV/m)	Margin (dB)	Peak Limit (dBuV/m)	Margin (dB)	UNII Non-Restricted (dBuV/m)	Margin (dB)	Azimuth (Degs)	Height (cm)	Polarity
1	10.57903	25.54	PK	37.8	-22.6	0	40.74	-	-	-	-	68.2	-27.46	0-360	150	H
3	* 15.8701	26.08	PK	40.6	-21	0	45.68	-	-	74	-28.32	-	-	0-360	150	H
5	* 7.74299	29.09	PK	35.9	-26.5	0	38.49	-	-	74	-35.51	-	-	0-360	250	H
2	10.5794	25.15	PK	37.8	-22.6	0	40.35	-	-	-	-	68.2	-27.85	0-360	150	V
4	* 15.87232	25.69	PK	40.6	-21	0	45.29	-	-	74	-28.71	-	-	0-360	150	V
6	* 7.74595	28.37	PK	35.9	-26.5	0	37.77	-	-	74	-36.23	-	-	0-360	150	V

* - indicates frequency in CFR47 Pt 15 / IC RSS-Restricted Band
PK – Peak Detector

Note: Only peak measurement was performed. Because peak measurement result of unwanted emission is less than average limit (54dBuV/m).

UL Korea, Ltd. Confidential
This report shall not be reproduced except in full, without the written approval of UL Korea, Ltd.

HE80 SU mode (ANT_2)

MID CHANNEL HORIZONTAL

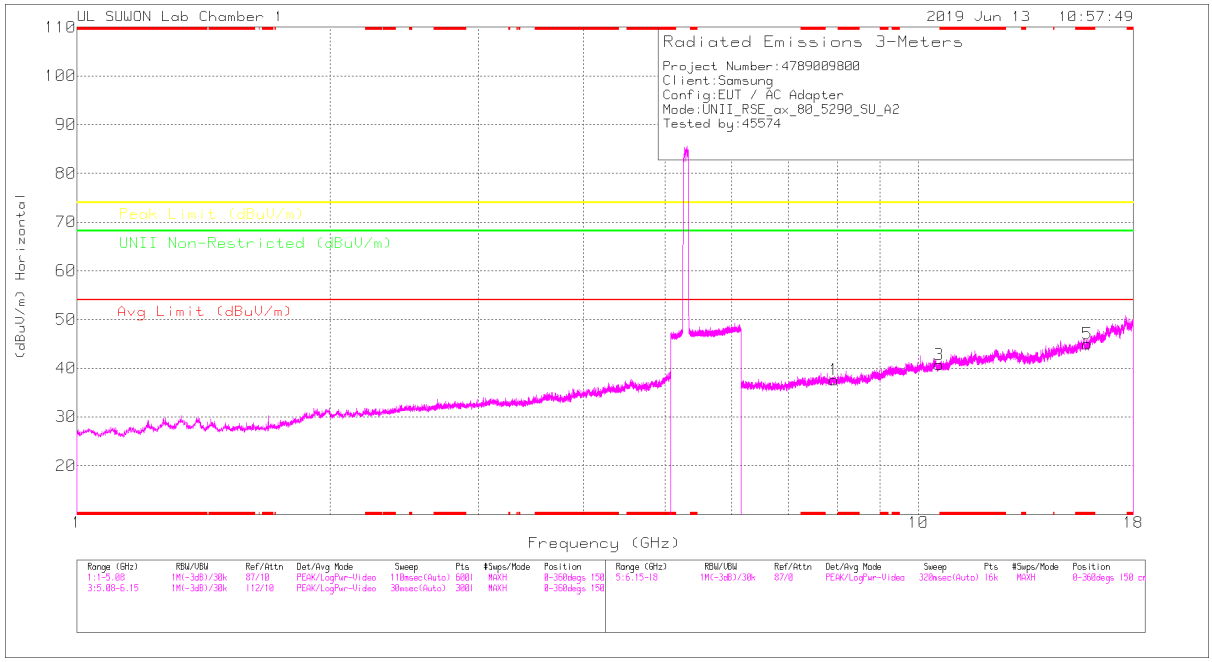

MID CHANNEL VERTICAL

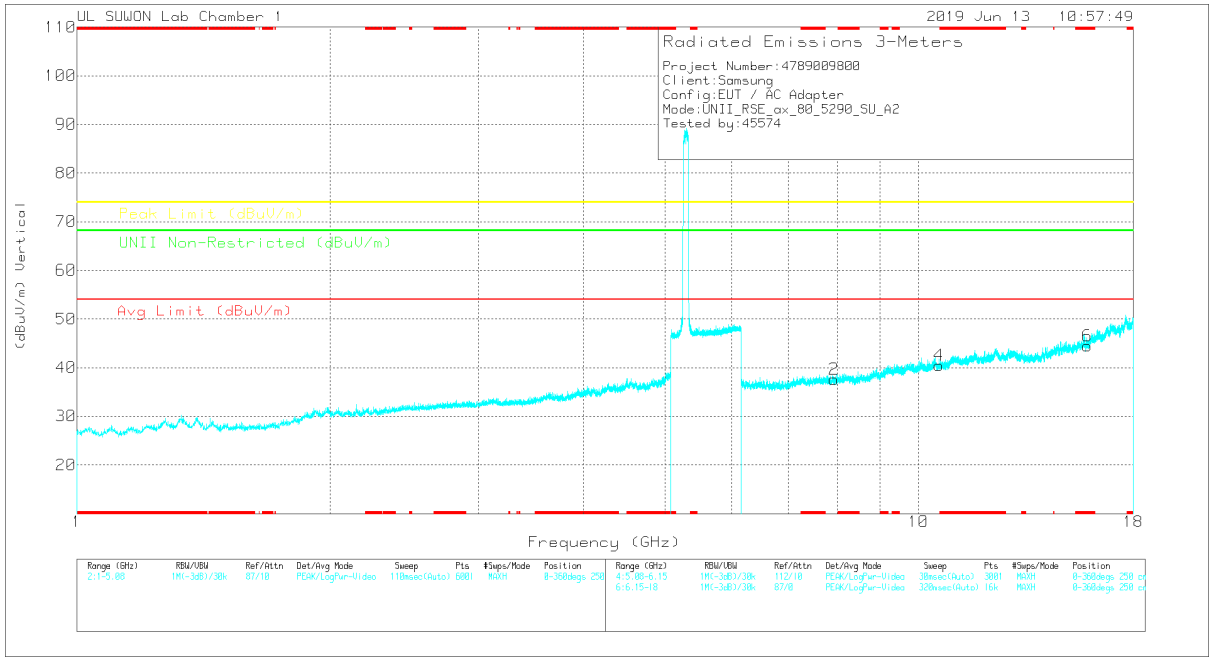

Note: Emission was scanned up to 40GHz; No emissions were detected above the noise floor which was at least 20dB below the specification limit.

UL Korea, Ltd. Confidential
This report shall not be reproduced except in full, without the written approval of UL Korea, Ltd.

MID CHANNEL DATA

Trace Markers

Marker	Frequency (GHz)	Meter Reading (dBuV)	Det	3117_00168717	6GHz_HP[dB]	DC Corr (dB)	Corrected Reading (dBuV/m)	Avg Limit (dBuV/m)	Margin (dB)	Peak Limit (dBuV/m)	Margin (dB)	UNII Non-Restricted (dBuV/m)	Margin (dB)	Azimuth (Degs)	Height (cm)	Polarity
1	7.93776	27.81	PK	36	-26.2	0	37.61	-	-	-	-	68.2	-30.59	0-360	250	H
3	10.5794	25.54	PK	37.8	-22.6	0	40.74	-	-	-	-	68.2	-27.46	0-360	150	H
5	* 15.8701	25.38	PK	40.6	-21	0	44.98	-	-	74	-29.02	-	-	0-360	150	H
2	7.94146	27.85	PK	36	-26.2	0	37.65	-	-	-	-	68.2	-30.55	0-360	150	V
4	10.58237	25.28	PK	37.8	-22.6	0	40.48	-	-	-	-	68.2	-27.72	0-360	250	V
6	* 15.87084	24.85	PK	40.6	-21	0	44.45	-	-	74	-29.55	-	-	0-360	250	V

* - indicates frequency in CFR47 Pt 15 / IC RSS-Restricted Band
PK – Peak Detector

Note: Only peak measurement was performed. Because peak measurement result of unwanted emission is less than average limit (54dBuV/m).

UL Korea, Ltd. Confidential
This report shall not be reproduced except in full, without the written approval of UL Korea, Ltd.

HE20 RU mode (ANT_1 / 26T / Low: 4, Mid: 4, High: 4)

LOW CHANNEL HORIZONTAL

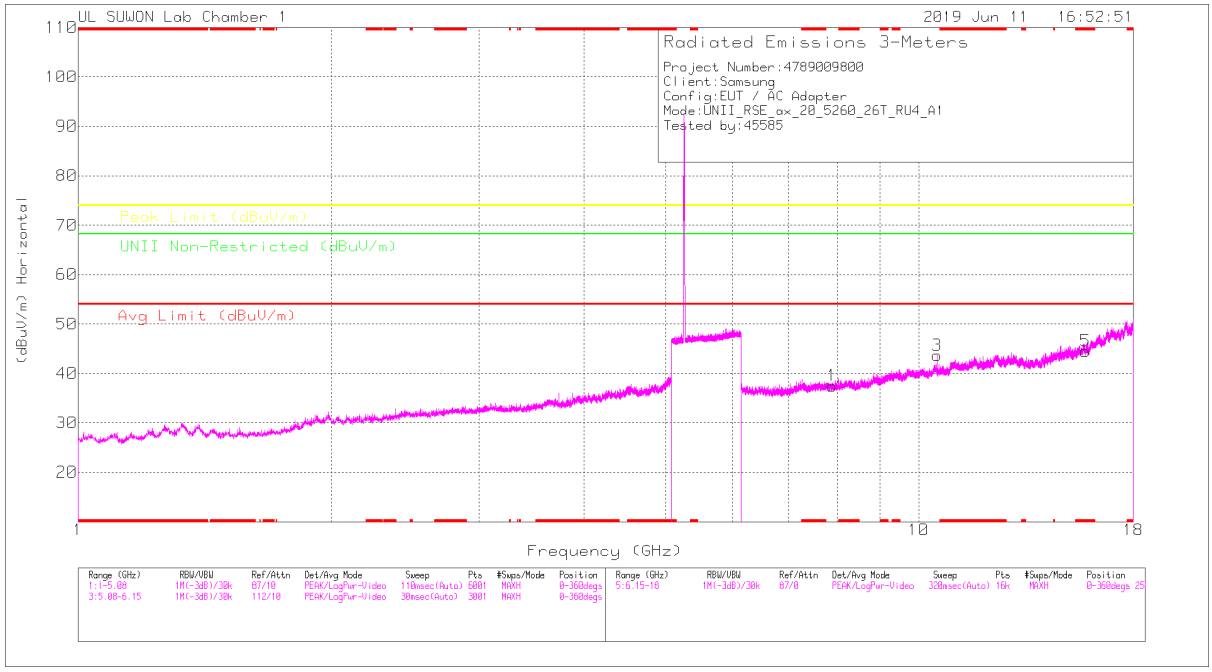

LOW CHANNEL VERTICAL

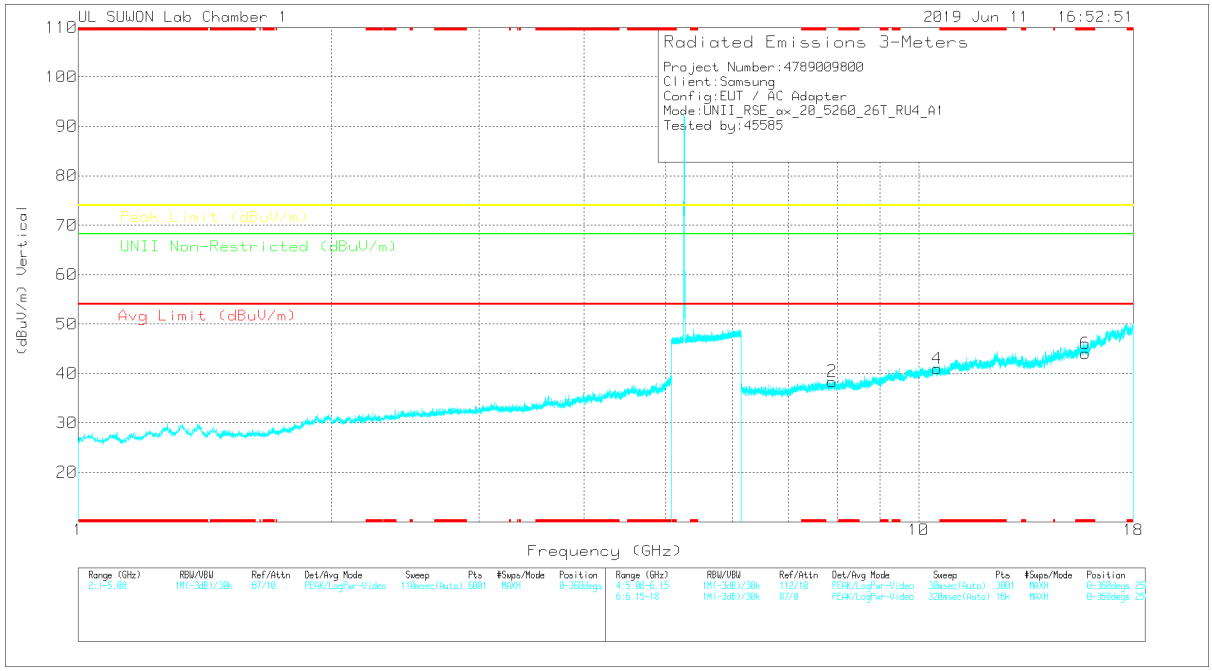

Note: Emission was scanned up to 40GHz; No emissions were detected above the noise floor which was at least 20dB below the specification limit.

UL Korea, Ltd. Confidential
This report shall not be reproduced except in full, without the written approval of UL Korea, Ltd.

LOW CHANNEL DATA

Trace Markers

Marker	Frequency (GHz)	Meter Reading (dBuV)	Det	3117_00168717	6GHz_HP[dB]	DC Corr (dB)	Corrected Reading (dBuV/m)	Avg Limit (dBuV/m)	Margin (dB)	Peak Limit (dBuV/m)	Margin (dB)	UNII Non-Restricted (dBuV/m)	Margin (dB)	Azimuth (Degs)	Height (cm)	Polarity
1	7.88962	27.99	PK	36	-26.5	0	37.49	-	-	-	-	68.2	-30.71	0-360	250	H
3	10.51942	28.58	PK	37.7	-22.6	0	43.68	-	-	-	-	68.2	-24.52	0-360	250	H
5	* 15.78049	25.21	PK	40.5	-21.2	0	44.51	-	-	74	-29.49	-	-	0-360	150	H
2	7.8911	28.87	PK	36	-26.5	0	38.37	-	-	-	-	68.2	-29.83	0-360	150	V
4	10.51942	25.88	PK	37.7	-22.6	0	40.98	-	-	-	-	68.2	-27.22	0-360	150	V
6	* 15.78049	24.76	PK	40.5	-21.2	0	44.06	-	-	74	-29.94	-	-	0-360	250	V

* - indicates frequency in CFR47 Pt 15 / IC RSS-Restricted Band
PK – Peak Detector

Radiated Emissions

Frequency (GHz)	Meter Reading (dBuV)	Det	3117_00168717	6GHz_HP[dB]	DC Corr (dB)	Corrected Reading (dBuV/m)	Avg Limit (dBuV/m)	Margin (dB)	Peak Limit (dBuV/m)	Margin (dB)	UNII Non-Restricted (dBuV/m)	Margin (dB)	Azimuth (Degs)	Height (cm)	Polarity
10.52014	41.11	PK-U	37.7	-22.6	0	56.21	-	-	-	-	68.2	-11.99	142	187	H
10.52024	37.95	PK-U	37.7	-22.6	0	53.05	-	-	-	-	68.2	-15.15	171	174	V

* - indicates frequency in CFR47 Pt 15 / IC RSS-Restricted Band
PK-U - U-NII: Maximum Peak

UL Korea, Ltd. Confidential
This report shall not be reproduced except in full, without the written approval of UL Korea, Ltd.

MID CHANNEL HORIZONTAL

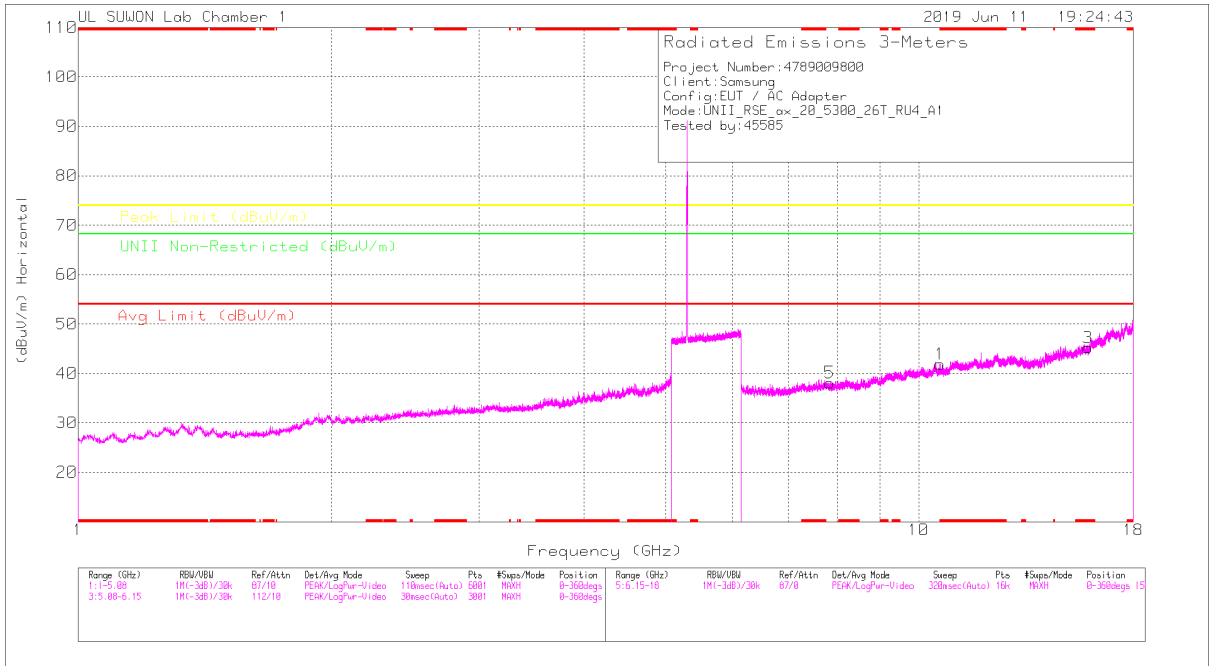

MID CHANNEL VERTICAL

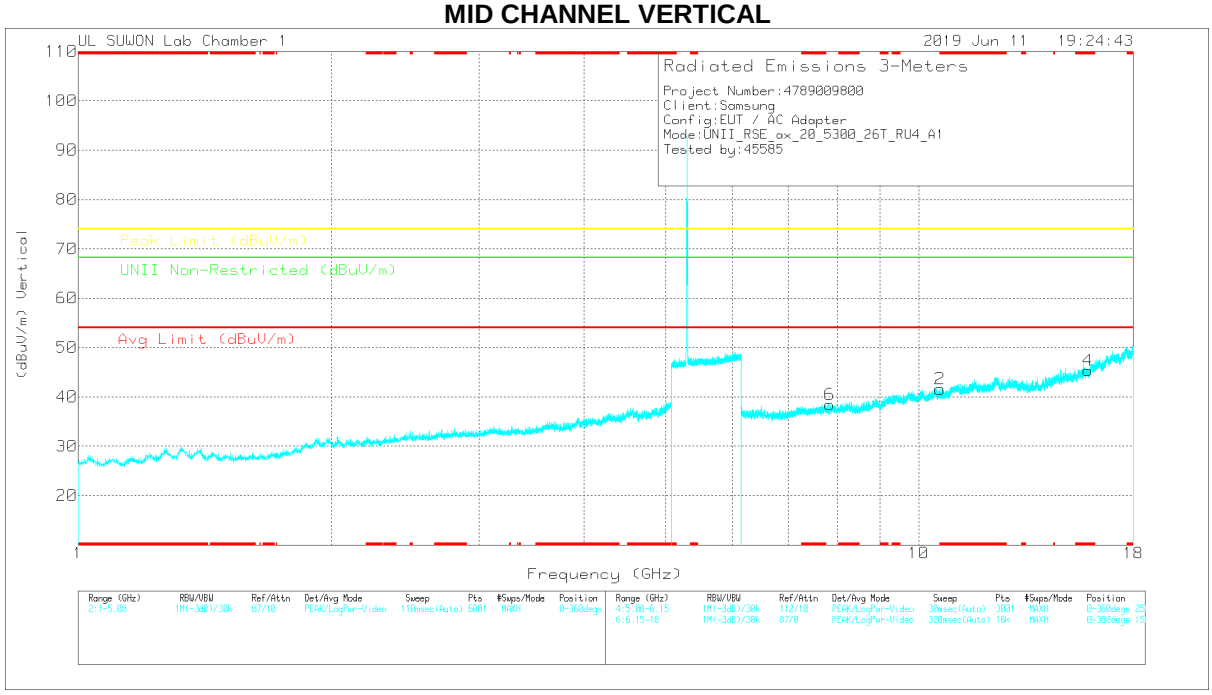

Note: Emission was scanned up to 40GHz; No emissions were detected above the noise floor which was at least 20dB below the specification limit.

UL Korea, Ltd. Confidential
This report shall not be reproduced except in full, without the written approval of UL Korea, Ltd.

MID CHANNEL DATA

Trace Markers

Marker	Frequency (GHz)	Meter Reading (dBuV)	Det	3117_00168717	6GHz_HP[dB]	DC Corr (dB)	Corrected Reading (dBuV/m)	Avg Limit (dBuV/m)	Margin (dB)	Peak Limit (dBuV/m)	Margin (dB)	UNII Non-Restricted (dBuV/m)	Margin (dB)	Azimuth (Degs)	Height (cm)	Polarity
1	* 10.60088	26.37	PK	37.8	-22.3	0	41.87	-	-	74	-32.13	-	-	0-360	250	H
3	* 15.89676	25.68	PK	40.6	-21.1	0	45.18	-	-	74	-28.82	-	-	0-360	150	H
5	7.83482	28.89	PK	35.9	-26.7	0	38.09	-	-	-	-	68.2	-30.11	0-360	250	H
2	* 10.60014	26.08	PK	37.8	-22.3	0	41.58	-	-	74	-32.42	-	-	0-360	150	V
4	* 15.89898	25.93	PK	40.6	-21.2	0	45.33	-	-	74	-28.67	-	-	0-360	150	V
6	7.83926	29.15	PK	35.9	-26.6	0	38.45	-	-	-	-	68.2	-29.75	0-360	150	V

* - indicates frequency in CFR47 Pt 15 / IC RSS-Restricted Band
PK – Peak Detector

Note: Only peak measurement was performed. Because peak measurement result of unwanted emission is less than average limit (54dBuV/m).

UL Korea, Ltd. Suwon Laboratory FORM ID: FCC_15E
218 Maeyeong-ro, Yeongtong-gu, Suwon-si, Gyeonggi-do, 16675 Korea TEL: (031) 337-9902,FAX: (031) 213-5433
UL Korea, Ltd. Confidential
This report shall not be reproduced except in full, without the written approval of UL Korea, Ltd.

HIGH CHANNEL HORIZONTAL

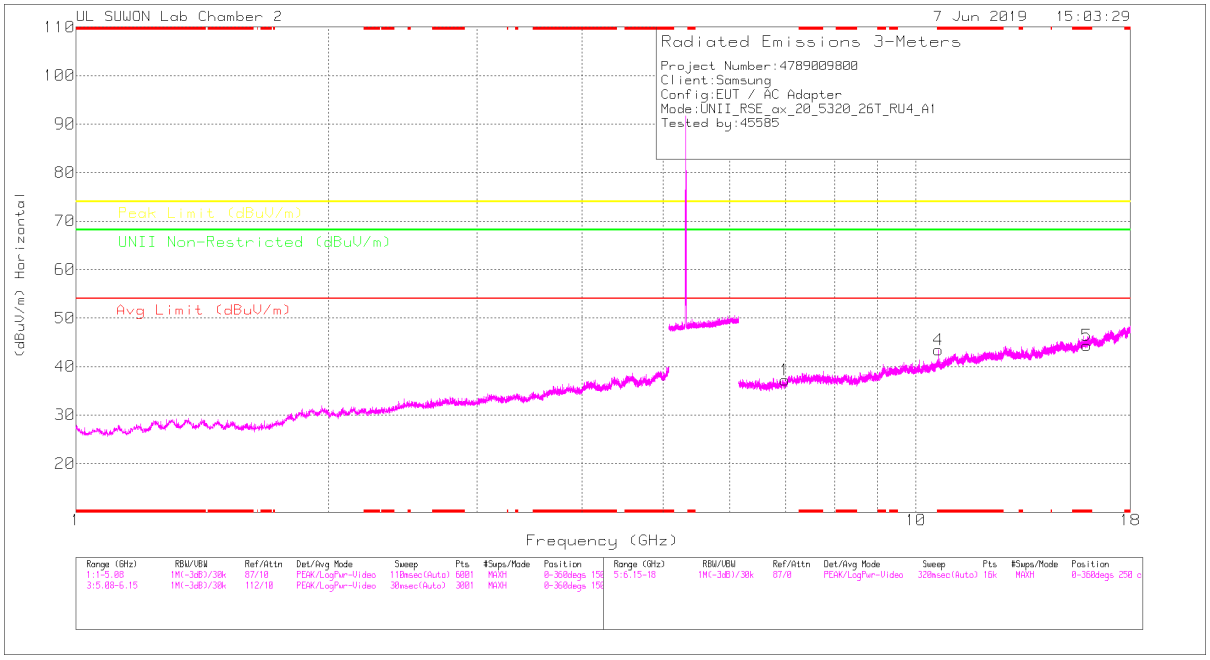

HIGH CHANNEL VERTICAL

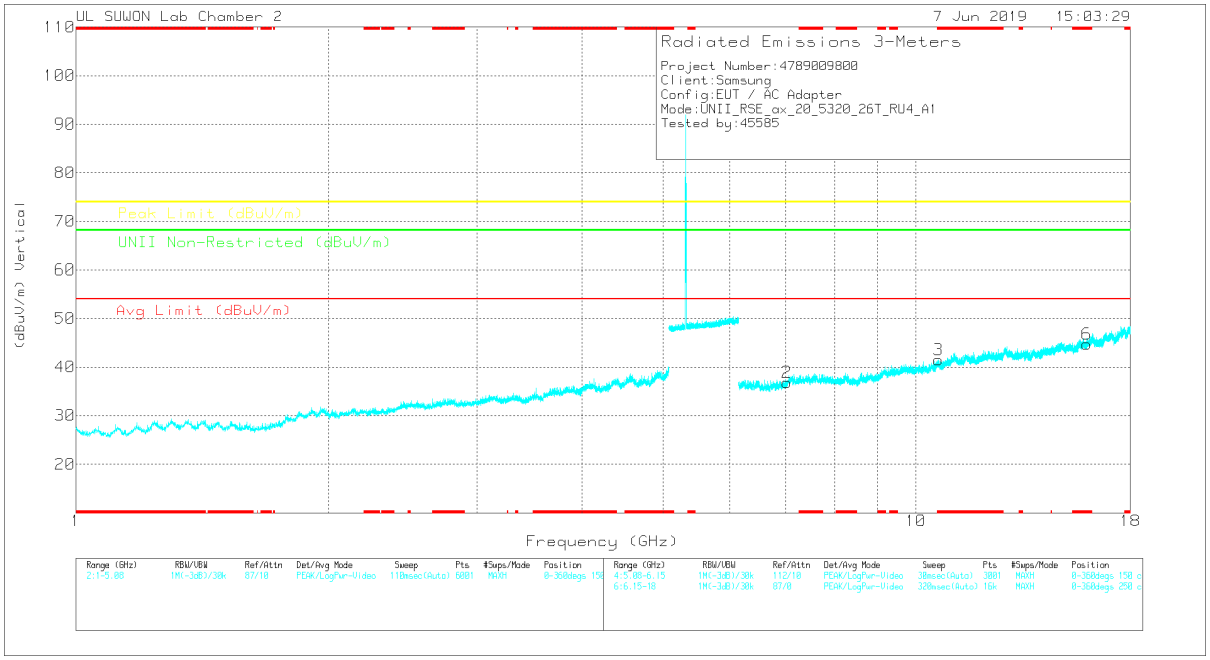

Note: Emission was scanned up to 40GHz; No emissions were detected above the noise floor which was at least 20dB below the specification limit.

UL Korea, Ltd. Confidential
This report shall not be reproduced except in full, without the written approval of UL Korea, Ltd.

HIGH CHANNEL DATA

Trace Markers

Marker	Frequency (GHz)	Meter Reading (dBuV)	Det	3117_00168724	6GHz_HP[dB]	DC Corr (dB)	Corrected Reading (dBuV/m)	Avg Limit (dBuV/m)	Margin (dB)	Peak Limit (dBuV/m)	Margin (dB)	UNII Non-Restricted (dBuV/m)	Margin (dB)	Azimuth (Degs)	Height (cm)	Polarity
1	6.981	27.07	PK	35.8	-25.7	0	37.17	-	-	-	-	68.2	-31.03	0-360	250	H
4	* 10.64	25.24	PK	37.8	-19.6	0	43.44	-	-	74	-30.56	-	-	0-360	250	H
5	* 15.96	23.41	PK	40.5	-19.6	0	44.31	-	-	74	-29.69	-	-	0-360	150	H
2	7.018	26.49	PK	35.8	-25.4	0	36.89	-	-	-	-	68.2	-31.31	0-360	150	V
3	* 10.633	23.29	PK	37.8	-19.6	0	41.49	-	-	74	-32.51	-	-	0-360	150	V
6	* 15.96	23.84	PK	40.5	-19.6	0	44.74	-	-	74	-29.26	-	-	0-360	250	V

* - indicates frequency in CFR47 Pt 15 / IC RSS-Restricted Band
PK – Peak Detector

Radiated Emissions

Frequency (GHz)	Meter Reading (dBuV)	Det	3117_00168724	6GHz_HP[dB]	DC Corr (dB)	Corrected Reading (dBuV/m)	Avg Limit (dBuV/m)	Margin (dB)	Peak Limit (dBuV/m)	Margin (dB)	UNII Non-Restricted (dBuV/m)	Margin (dB)	Azimuth (Degs)	Height (cm)	Polarity
* 10.638	41.74	PK-U	37.8	-19.6	0	59.94	-	-	74	-14.06	-	-	145	178	H
* 10.64	24.78	ADR	37.8	-19.6	0	42.98	54	-11.02	-	-	-	-	145	178	H
* 10.638	37.84	PK-U	37.8	-19.6	0	56.04	-	-	74	-17.96	-	-	178	154	V
* 10.64	22.65	ADR	37.8	-19.6	0	40.85	54	-13.15	-	-	-	-	178	154	V

* - indicates frequency in CFR47 Pt 15 / IC RSS-Restricted Band
PK-U - U-NII: Maximum Peak
ADR - U-NII AD primary method, RMS average

UL Korea, Ltd. Suwon Laboratory FORM ID: FCC_15E
218 Maeyeong-ro, Yeongtong-gu, Suwon-si, Gyeonggi-do, 16675 Korea TEL: (031) 337-9902,FAX: (031) 213-5433
UL Korea, Ltd. Confidential
This report shall not be reproduced except in full, without the written approval of UL Korea, Ltd.

HE20 RU mode (ANT_2 / 26T / Low: 4, Mid: 4, High: 4)

LOW CHANNEL HORIZONTAL

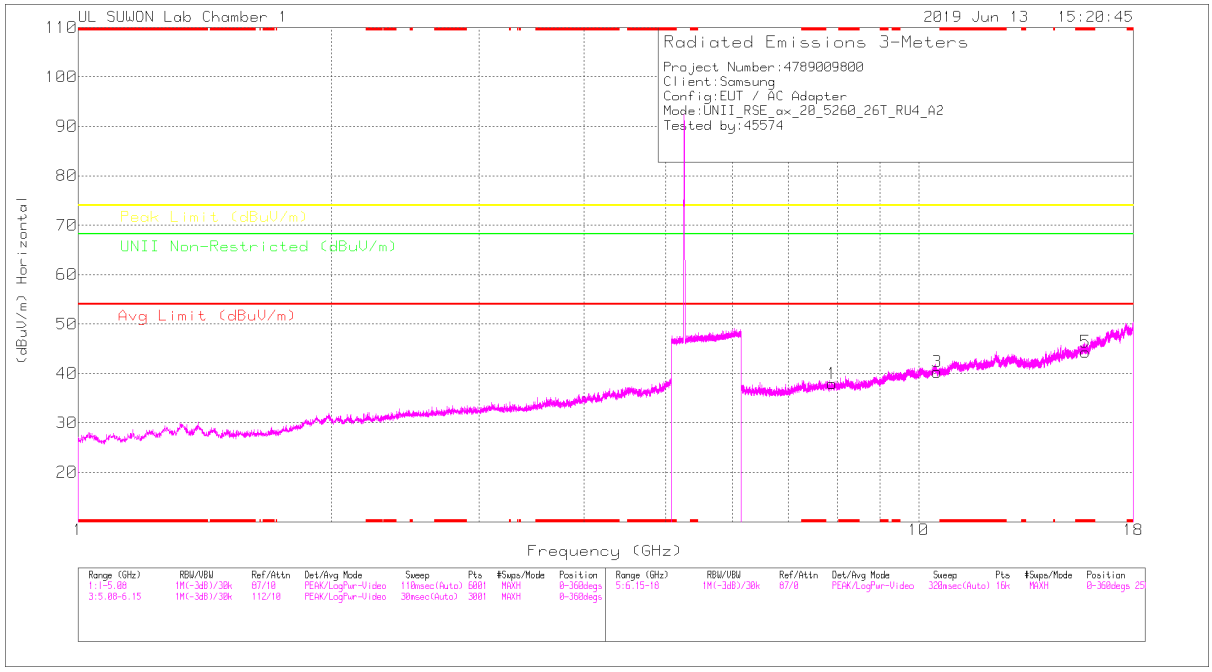

LOW CHANNEL VERTICAL

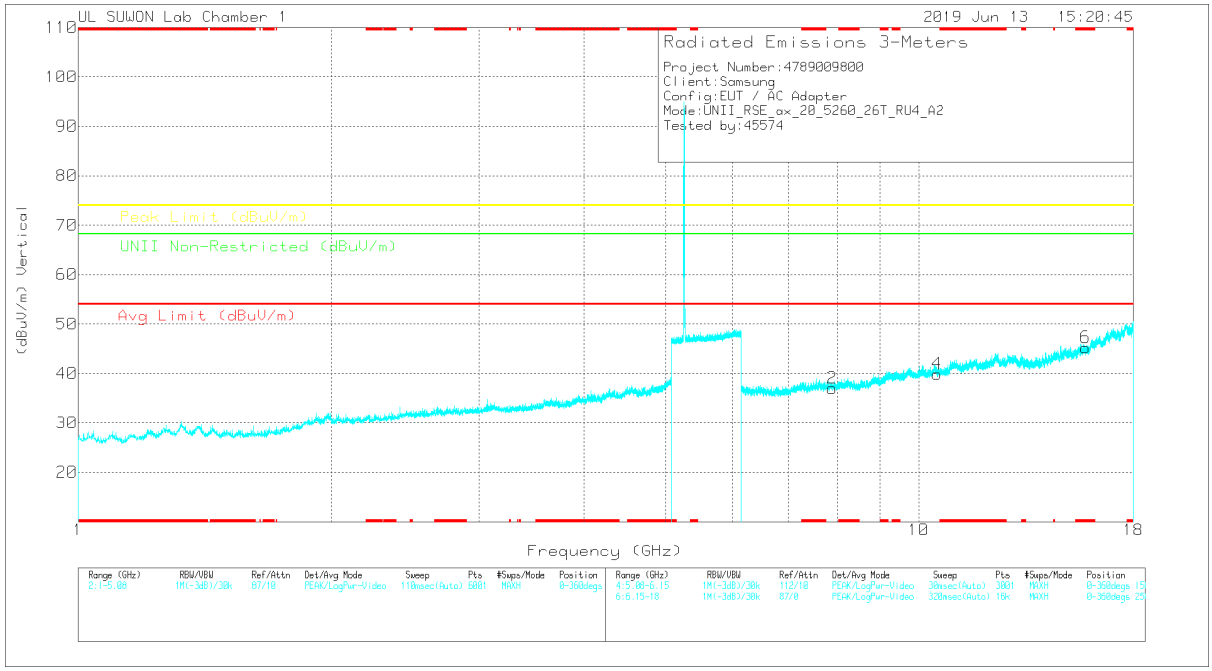

Note: Emission was scanned up to 40GHz; No emissions were detected above the noise floor which was at least 20dB below the specification limit.

UL Korea, Ltd. Confidential
This report shall not be reproduced except in full, without the written approval of UL Korea, Ltd.

LOW CHANNEL DATA

Trace Markers

Marker	Frequency (GHz)	Meter Reading (dBuV)	Det	3117_00168717	6GHz_HP[dB]	DC Corr (dB)	Corrected Reading (dBuV/m)	Avg Limit (dBuV/m)	Margin (dB)	Peak Limit (dBuV/m)	Margin (dB)	UNII Non-Restricted (dBuV/m)	Margin (dB)	Azimuth (Degs)	Height (cm)	Polarity
1	7.89036	28.42	PK	36	-26.5	0	37.92	-	-	-	-	68.2	-30.28	0-360	250	H
3	10.52164	25.32	PK	37.7	-22.7	0	40.32	-	-	-	-	68.2	-27.88	0-360	250	H
5	* 15.78049	25.02	PK	40.5	-21.2	0	44.32	-	-	74	-29.68	-	-	0-360	250	H
2	7.88962	27.51	PK	36	-26.5	0	37.01	-	-	-	-	68.2	-31.19	0-360	150	V
4	10.52164	24.9	PK	37.7	-22.7	0	39.9	-	-	-	-	68.2	-28.3	0-360	250	V
6	* 15.78049	25.95	PK	40.5	-21.2	0	45.25	-	-	74	-28.75	-	-	0-360	150	V

* - indicates frequency in CFR47 Pt 15 / IC RSS-Restricted Band
PK – Peak Detector

Note: Only peak measurement was performed. Because peak measurement result of unwanted emission is less than average limit (54dBuV/m).

UL Korea, Ltd. Confidential
This report shall not be reproduced except in full, without the written approval of UL Korea, Ltd.

MID CHANNEL HORIZONTAL

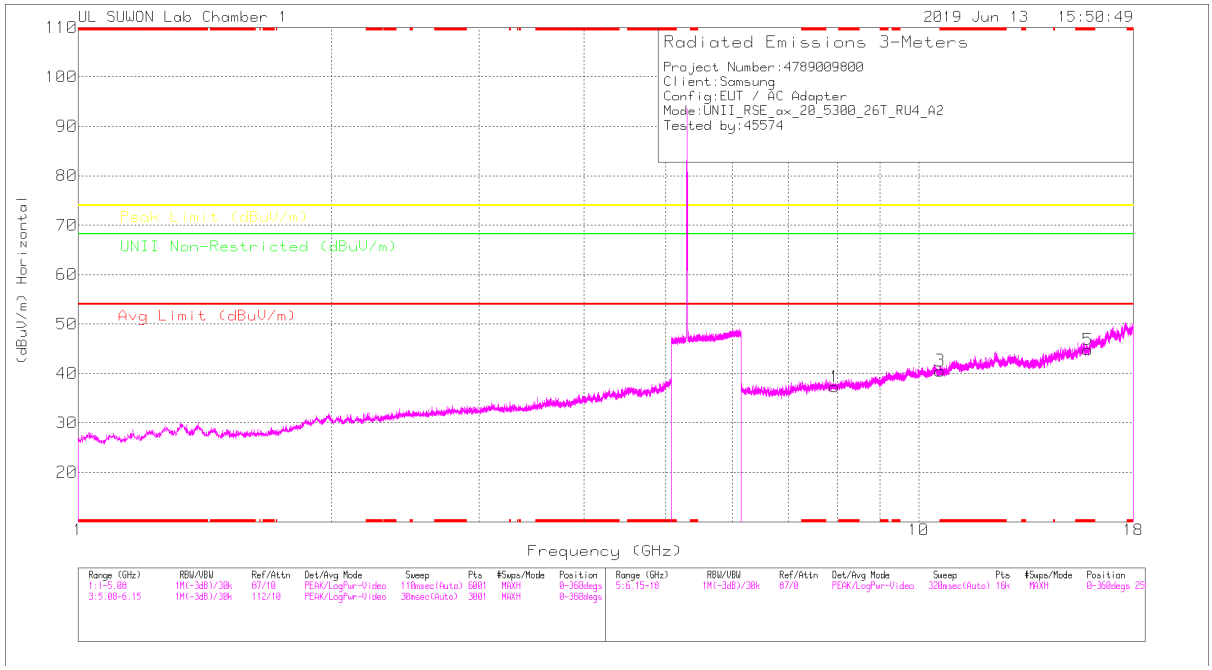

MID CHANNEL VERTICAL

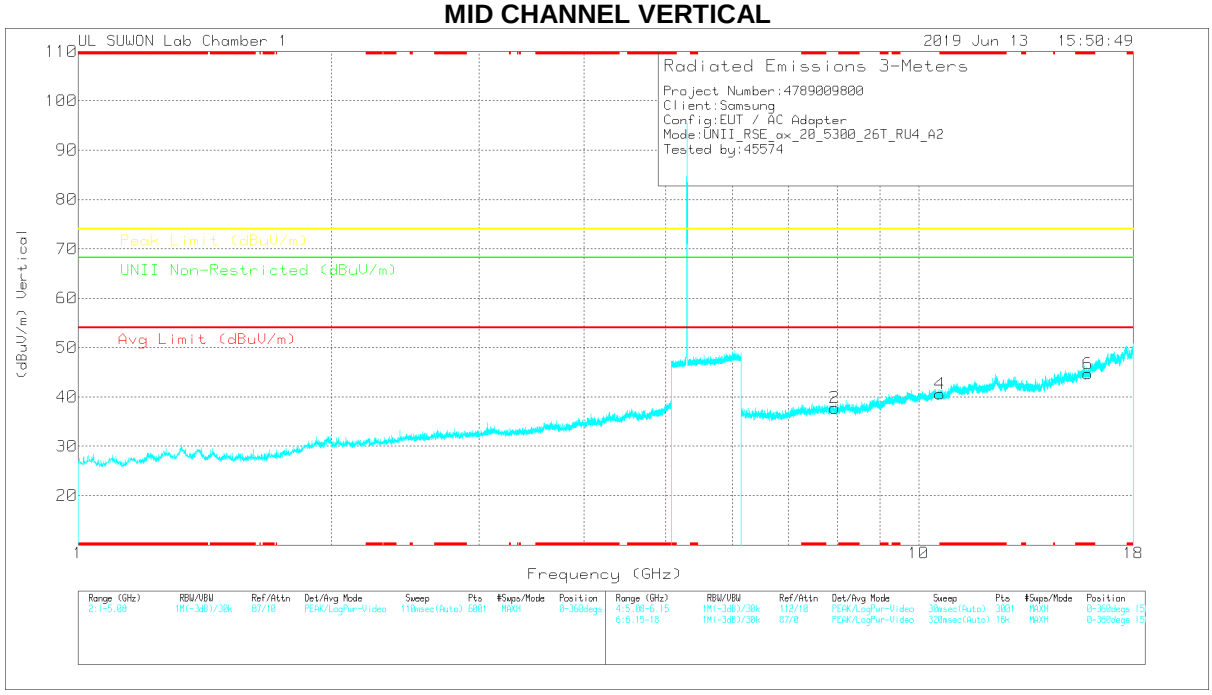

Note: Emission was scanned up to 40GHz; No emissions were detected above the noise floor which was at least 20dB below the specification limit.

UL Korea, Ltd. Confidential
This report shall not be reproduced except in full, without the written approval of UL Korea, Ltd.

MID CHANNEL DATA

Trace Markers

Marker	Frequency (GHz)	Meter Reading (dBuV)	Det	3117_00168717	6GHz_HP[dB]	DC Corr (dB)	Corrected Reading (dBuV/m)	Avg Limit (dBuV/m)	Margin (dB)	Peak Limit (dBuV/m)	Margin (dB)	UNII Non-Restricted (dBuV/m)	Margin (dB)	Azimuth (Degs)	Height (cm)	Polarity
1	7.95035	27.5	PK	36	-26.2	0	37.3	-	-	-	-	68.2	-30.9	0-360	250	H
3	* 10.60236	25.02	PK	37.8	-22.3	0	40.52	-	-	74	-33.48	-	-	0-360	150	H
5	* 15.90046	25.29	PK	40.6	-21.1	0	44.79	-	-	74	-29.21	-	-	0-360	250	H
2	7.95035	27.97	PK	36	-26.2	0	37.77	-	-	-	-	68.2	-30.43	0-360	250	V
4	* 10.60236	25.11	PK	37.8	-22.3	0	40.61	-	-	74	-33.39	-	-	0-360	150	V
6	* 15.90046	25.16	PK	40.6	-21.1	0	44.66	-	-	74	-29.34	-	-	0-360	250	V

* - indicates frequency in CFR47 Pt 15 / IC RSS-Restricted Band
PK – Peak Detector

Note: Only peak measurement was performed. Because peak measurement result of unwanted emission is less than average limit (54dBuV/m).

UL Korea, Ltd. Suwon Laboratory FORM ID: FCC_15E
218 Maeyeong-ro, Yeongtong-gu, Suwon-si, Gyeonggi-do, 16675 Korea TEL: (031) 337-9902,FAX: (031) 213-5433
UL Korea, Ltd. Confidential
This report shall not be reproduced except in full, without the written approval of UL Korea, Ltd.

HIGH CHANNEL HORIZONTAL

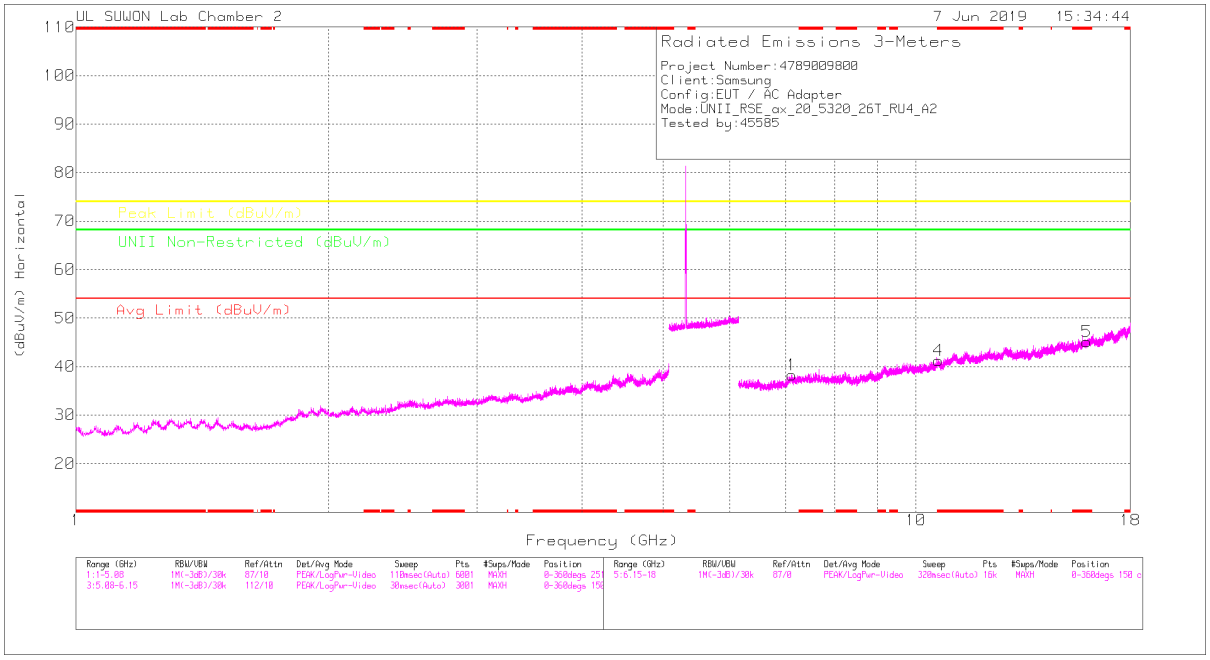

HIGH CHANNEL VERTICAL

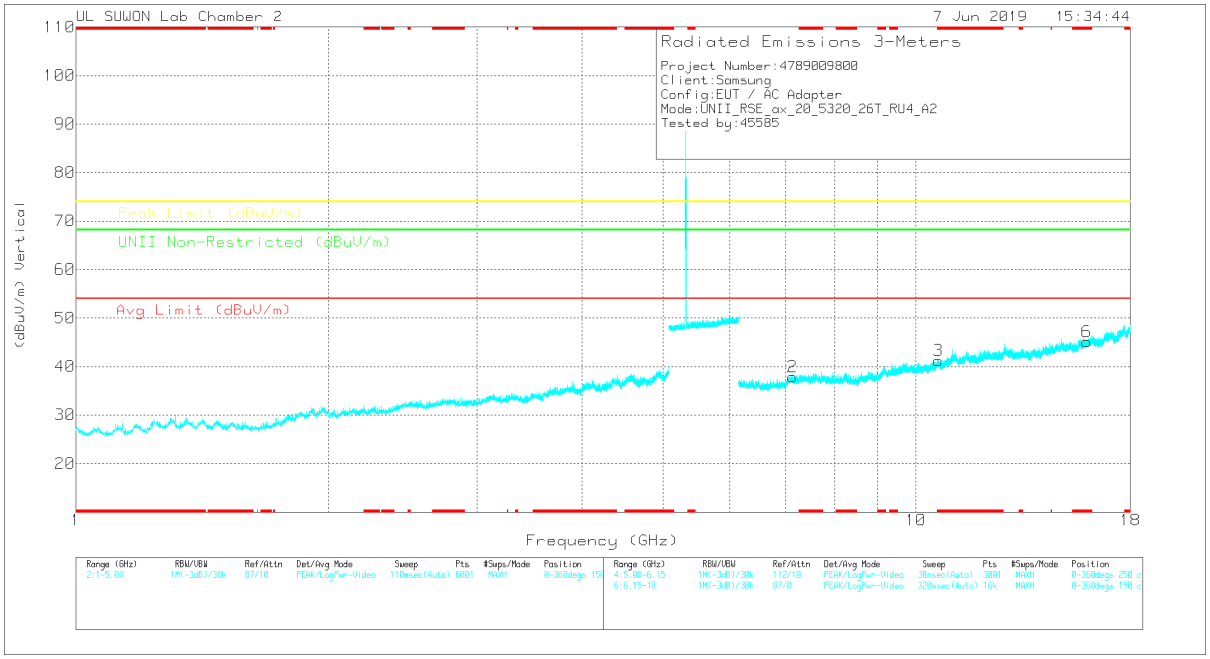

Note: Emission was scanned up to 40GHz; No emissions were detected above the noise floor which was at least 20dB below the specification limit.

UL Korea, Ltd. Confidential
This report shall not be reproduced except in full, without the written approval of UL Korea, Ltd.

HIGH CHANNEL DATA

Trace Markers

Marker	Frequency (GHz)	Meter Reading (dBuV)	Det	3117_00168724	6GHz_HP(dB)	DC Corr (dB)	Corrected Reading (dBuV/m)	Avg Limit (dBuV/m)	Margin (dB)	Peak Limit (dBuV/m)	Margin (dB)	UNII Non-Restricted (dBuV/m)	Margin (dB)	Azimuth (Degs)	Height (cm)	Polarity
1	7.114	26.08	PK	36	-23.8	0	38.28	-	-	-	-	68.2	-29.92	0-360	250	H
4	* 10.642	23.12	PK	37.8	-19.7	0	41.22	-	-	74	-32.78	-	-	0-360	150	H
5	* 15.96	24.17	PK	40.5	-19.6	0	45.07	-	-	74	-28.93	-	-	0-360	250	H
2	7.13	25.78	PK	36	-23.9	0	37.88	-	-	-	-	68.2	-30.32	0-360	250	V
3	* 10.64	22.99	PK	37.8	-19.6	0	41.19	-	-	74	-32.81	-	-	0-360	150	V
6	* 15.96	24.18	PK	40.5	-19.6	0	45.08	-	-	74	-28.92	-	-	0-360	250	V

* - indicates frequency in CFR47 Pt 15 / IC RSS-Restricted Band
PK – Peak Detector

Note: Only peak measurement was performed. Because peak measurement result of unwanted emission is less than average limit (54dBuV/m).

UL Korea, Ltd. Confidential
This report shall not be reproduced except in full, without the written approval of UL Korea, Ltd.

HE40 RU mode (ANT_1 / 26T / Low: 9, High: 0)

LOW CHANNEL HORIZONTAL

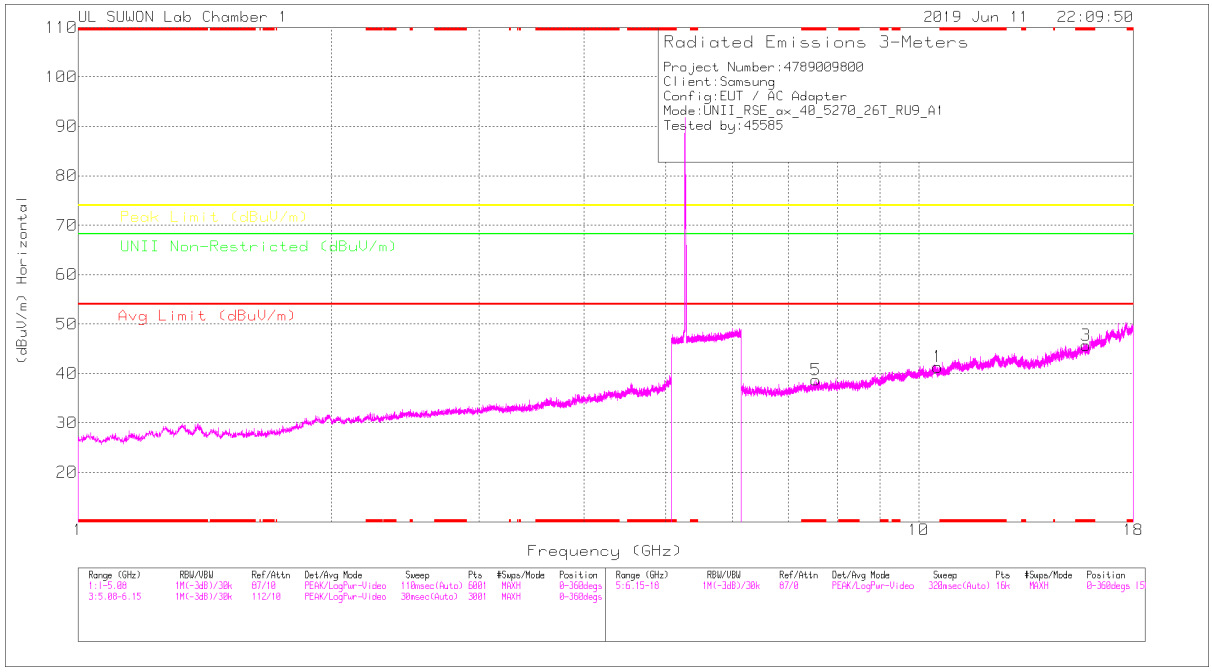

LOW CHANNEL VERTICAL

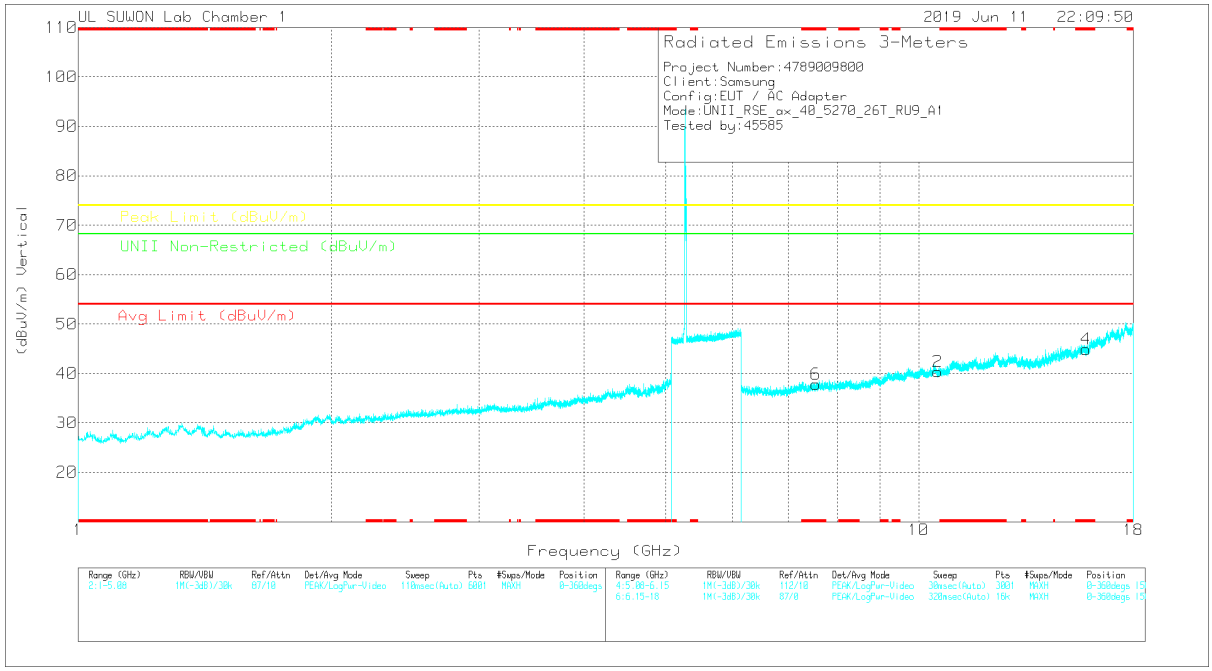

Note: Emission was scanned up to 40GHz; No emissions were detected above the noise floor which was at least 20dB below the specification limit.

UL Korea, Ltd. Confidential
This report shall not be reproduced except in full, without the written approval of UL Korea, Ltd.

LOW CHANNEL DATA

Trace Markers

Marker	Frequency (GHz)	Meter Reading (dBuV)	Det	3117_00168717	6GHz_HP[dB]	DC Corr (dB)	Corrected Reading (dBuV/m)	Avg Limit (dBuV/m)	Margin (dB)	Peak Limit (dBuV/m)	Margin (dB)	UNII Non-Restricted (dBuV/m)	Margin (dB)	Azimuth (Degs)	Height (cm)	Polarity
1	10.54237	26.32	PK	37.8	-22.8	0	41.32	-	-	-	-	68.2	-26.88	0-360	250	H
3	* 15.81159	26.28	PK	40.5	-21.1	0	45.68	-	-	74	-28.32	-	-	0-360	250	H
5	* 7.54969	29.39	PK	35.8	-26.5	0	38.69	-	-	74	-35.31	-	-	0-360	250	H
2	10.54386	25.34	PK	37.8	-22.8	0	40.34	-	-	-	-	68.2	-27.86	0-360	250	V
4	* 15.80937	25.49	PK	40.5	-21.1	0	44.89	-	-	74	-29.11	-	-	0-360	250	V
6	* 7.55044	28.52	PK	35.8	-26.5	0	37.82	-	-	74	-36.18	-	-	0-360	150	V

* - indicates frequency in CFR47 Pt 15 / IC RSS-Restricted Band
PK – Peak Detector

Note: Only peak measurement was performed. Because peak measurement result of unwanted emission is less than average limit (54dBuV/m).

UL Korea, Ltd. Confidential
This report shall not be reproduced except in full, without the written approval of UL Korea, Ltd.

HIGH CHANNEL HORIZONTAL

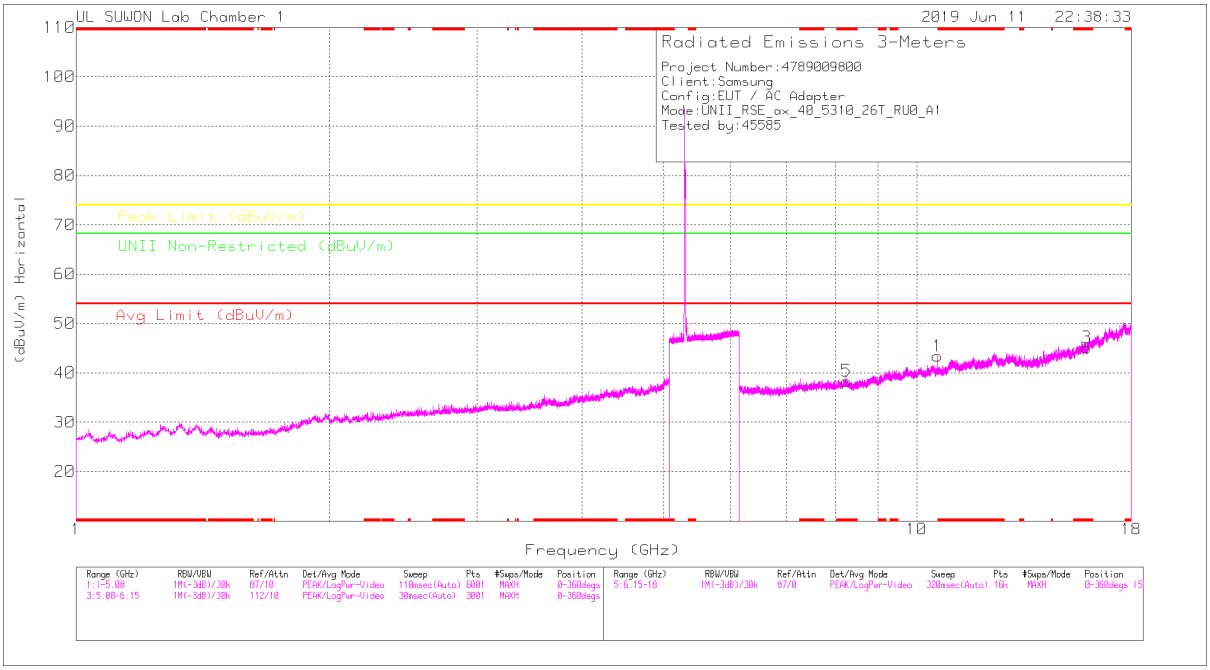

HIGH CHANNEL VERTICAL

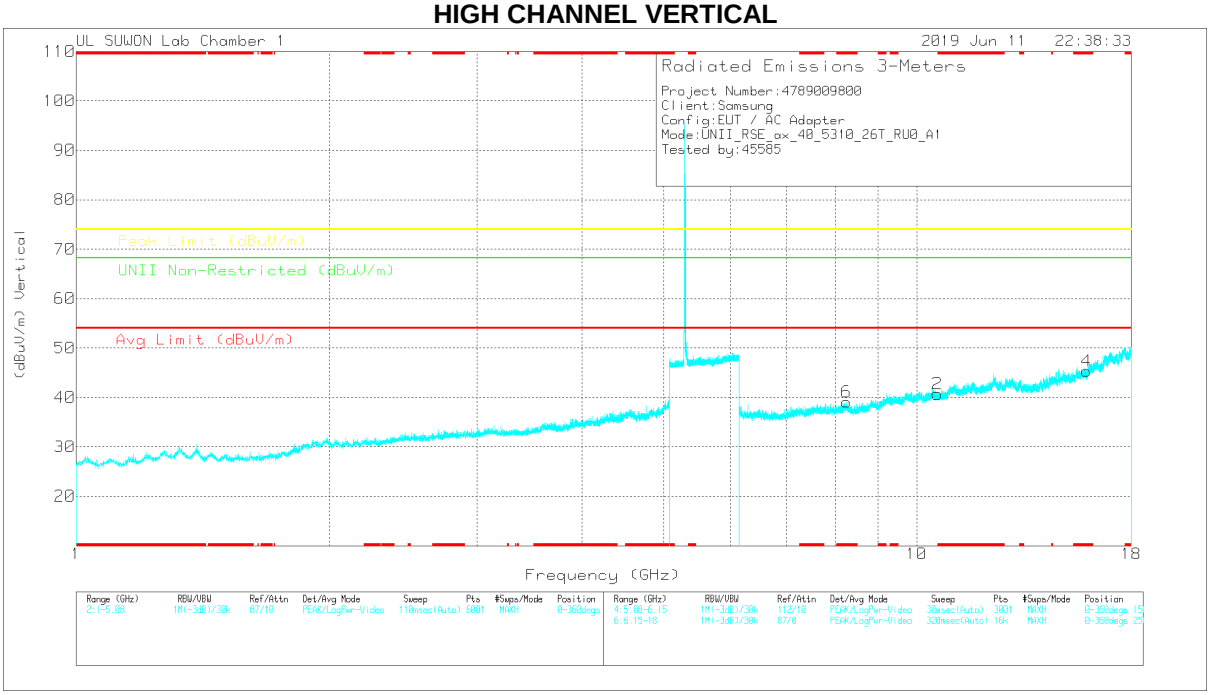

Note: Emission was scanned up to 40GHz; No emissions were detected above the noise floor which was at least 20dB below the specification limit.

UL Korea, Ltd. Confidential
This report shall not be reproduced except in full, without the written approval of UL Korea, Ltd.

HIGH CHANNEL DATA

Trace Markers

Marker	Frequency (GHz)	Meter Reading (dBuV)	Det	3117_00168717	6GHz_HP[dB]	DC Corr (dB)	Corrected Reading (dBuV/m)	Avg Limit (dBuV/m)	Margin (dB)	Peak Limit (dBuV/m)	Margin (dB)	UNII Non-Restricted (dBuV/m)	Margin (dB)	Azimuth (Degs)	Height (cm)	Polarity
1	10.58385	28.12	PK	37.8	-22.5	0	43.42	-	-	-	-	68.2	-24.78	0-360	250	H
3	* 15.92861	25.61	PK	40.6	-21.1	0	45.11	-	-	74	-28.89	-	-	0-360	150	H
5	* 8.25102	27.27	PK	36.4	-25.3	0	38.37	-	-	74	-35.63	-	-	0-360	150	H
2	10.58311	25.49	PK	37.8	-22.6	0	40.69	-	-	-	-	68.2	-27.51	0-360	150	V
4	* 15.92638	25.8	PK	40.6	-21.1	0	45.3	-	-	74	-28.7	-	-	0-360	150	V
6	* 8.24732	28.06	PK	36.4	-25.4	0	39.06	-	-	74	-34.94	-	-	0-360	150	V

* - indicates frequency in CFR47 Pt 15 / IC RSS-Restricted Band
PK – Peak Detector

Radiated Emissions

Frequency (GHz)	Meter Reading (dBuV)	Det	3117_00168717	6GHz_HP[dB]	DC Corr (dB)	Corrected Reading (dBuV/m)	Avg Limit (dBuV/m)	Margin (dB)	Peak Limit (dBuV/m)	Margin (dB)	UNII Non-Restricted (dBuV/m)	Margin (dB)	Azimuth (Degs)	Height (cm)	Polarity
10.58355	46.83	PK-U	37.8	-22.6	0	62.03	-	-	-	-	68.2	-6.17	142	238	H
10.58341	42.91	PK-U	37.8	-22.6	0	58.11	-	-	-	-	68.2	-10.09	175	170	V

* - indicates frequency in CFR47 Pt 15 / IC RSS-Restricted Band
PK-U - U-NII: Maximum Peak

UL Korea, Ltd. Confidential
This report shall not be reproduced except in full, without the written approval of UL Korea, Ltd.

HE40 RU mode (ANT_2 / 26T / Low: 0, High: 0)

LOW CHANNEL HORIZONTAL

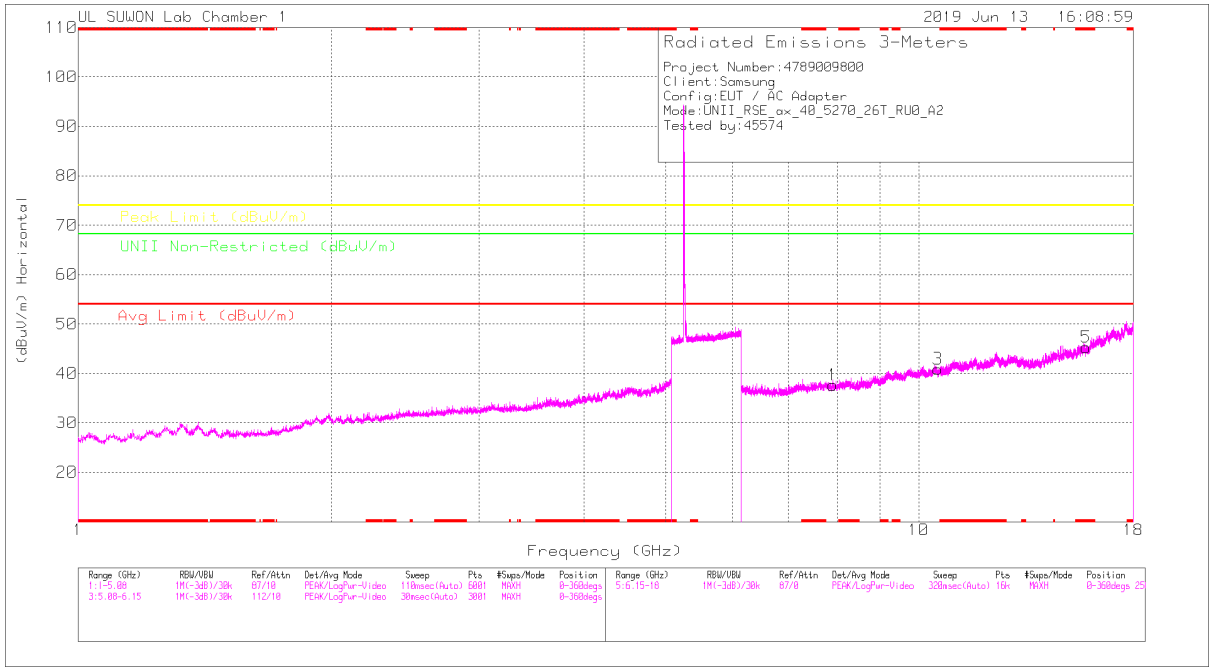

LOW CHANNEL VERTICAL

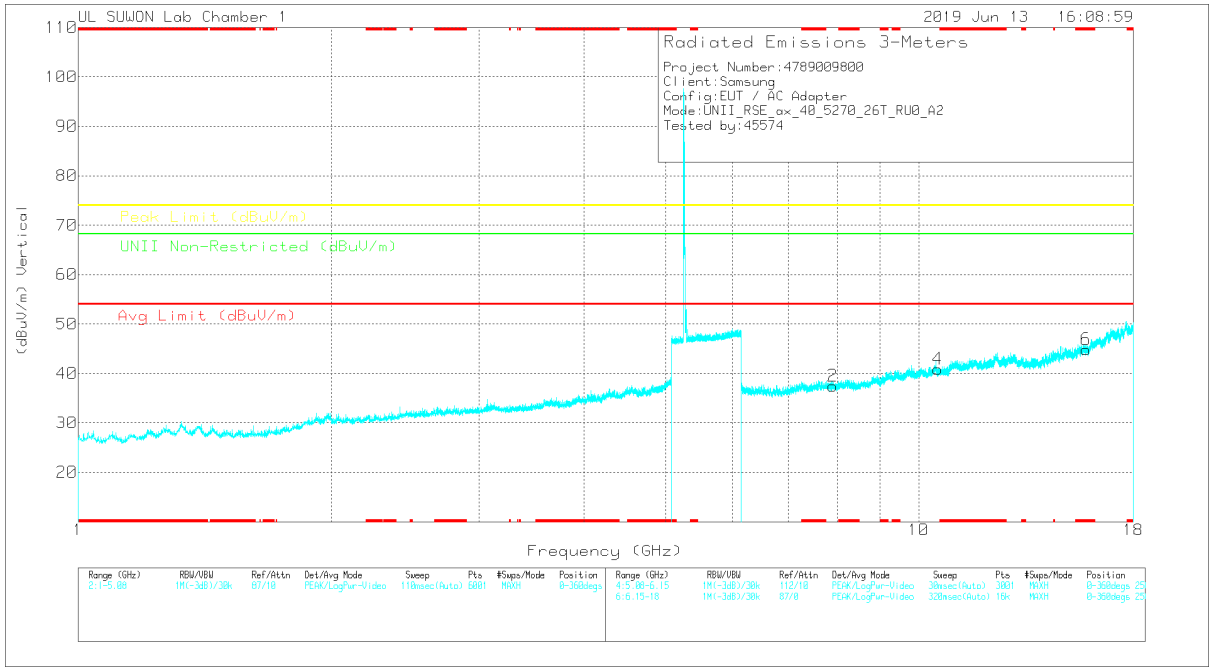

Note: Emission was scanned up to 40GHz; No emissions were detected above the noise floor which was at least 20dB below the specification limit.

UL Korea, Ltd. Confidential
This report shall not be reproduced except in full, without the written approval of UL Korea, Ltd.

LOW CHANNEL DATA

Trace Markers

Marker	Frequency (GHz)	Meter Reading (dBuV)	Det	3117_00168717	6GHz_HP[dB]	DC Corr (dB)	Corrected Reading (dBuV/m)	Avg Limit (dBuV/m)	Margin (dB)	Peak Limit (dBuV/m)	Margin (dB)	UNII Non-Restricted (dBuV/m)	Margin (dB)	Azimuth (Degs)	Height (cm)	Polarity
1	7.90628	28.05	PK	36	-26.4	0	37.65	-	-	-	-	68.2	-30.55	0-360	250	H
3	10.54163	25.89	PK	37.8	-22.8	0	40.89	-	-	-	-	68.2	-27.31	0-360	250	H
5	* 15.81085	25.88	PK	40.5	-21.1	0	45.28	-	-	74	-28.72	-	-	0-360	150	H
2	7.90591	27.88	PK	36	-26.4	0	37.48	-	-	-	-	68.2	-30.72	0-360	150	V
4	10.54163	25.9	PK	37.8	-22.8	0	40.9	-	-	-	-	68.2	-27.3	0-360	250	V
6	* 15.81085	25.45	PK	40.5	-21.1	0	44.85	-	-	74	-29.15	-	-	0-360	250	V

* - indicates frequency in CFR47 Pt 15 / IC RSS-Restricted Band

PK – Peak Detector

Note: Only peak measurement was performed. Because peak measurement result of unwanted emission is less than average limit (54dBuV/m).

UL Korea, Ltd. Suwon Laboratory FORM ID: FCC_15E
218 Maeyeong-ro, Yeongtong-gu, Suwon-si, Gyeonggi-do, 16675 Korea TEL: (031) 337-9902,FAX: (031) 213-5433

UL Korea, Ltd. Confidential
This report shall not be reproduced except in full, without the written approval of UL Korea, Ltd.

HIGH CHANNEL HORIZONTAL

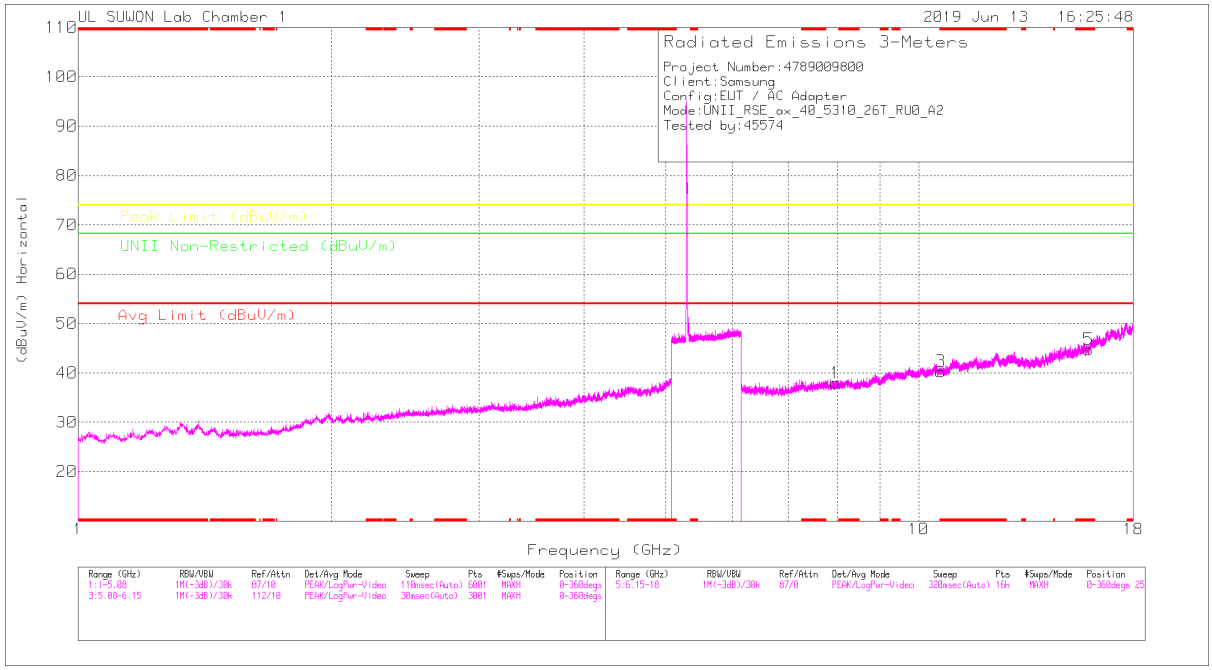

HIGH CHANNEL VERTICAL

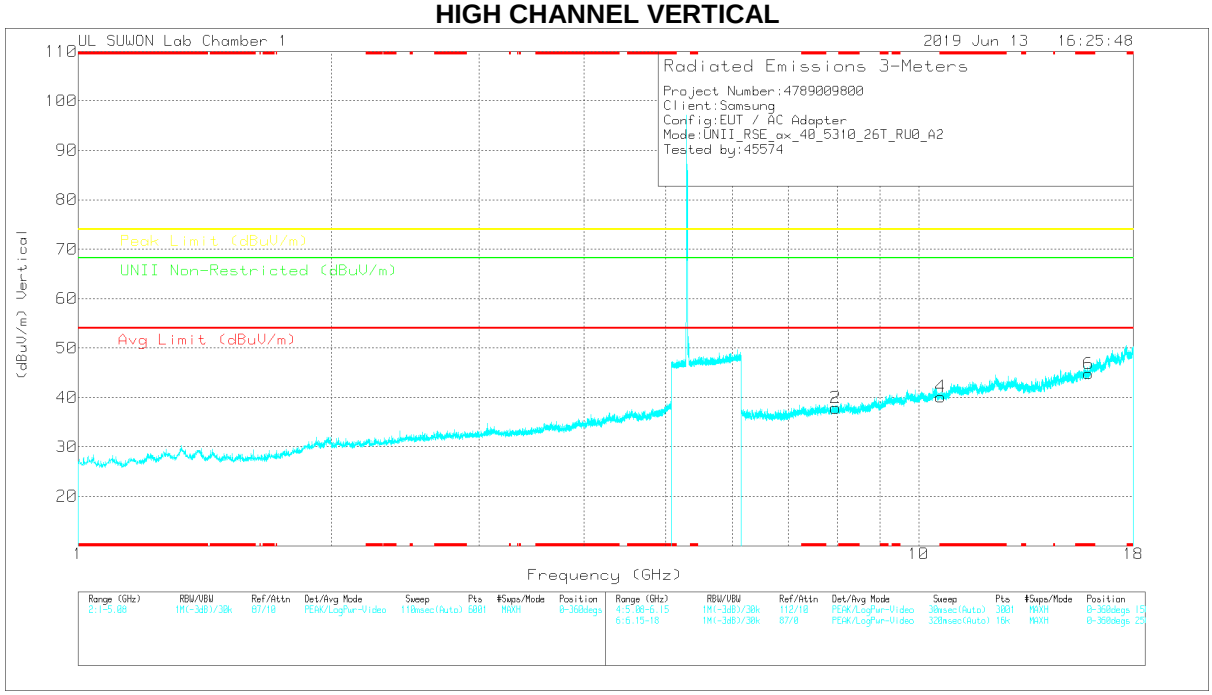

Note: Emission was scanned up to 40GHz; No emissions were detected above the noise floor which was at least 20dB below the specification limit.

UL Korea, Ltd. Confidential
This report shall not be reproduced except in full, without the written approval of UL Korea, Ltd.

HIGH CHANNEL DATA

Trace Markers

Marker	Frequency (GHz)	Meter Reading (dBuV)	Det	3117_00168717	6GHz_HP[dB]	DC Corr (dB)	Corrected Reading (dBuV/m)	Avg Limit (dBuV/m)	Margin (dB)	Peak Limit (dBuV/m)	Margin (dB)	UNII Non-Restricted (dBuV/m)	Margin (dB)	Azimuth (Degs)	Height (cm)	Polarity
1	7.96442	28.16	PK	36	-26.2	0	37.96	-	-	-	-	68.2	-30.24	0-360	150	H
3	* 10.61939	24.67	PK	37.8	-22.2	0	40.27	-	-	74	-33.73	-	-	0-360	250	H
5	* 15.93083	25.12	PK	40.7	-21.1	0	44.72	-	-	74	-29.28	-	-	0-360	250	H
2	7.9659	28.09	PK	36	-26.2	0	37.89	-	-	-	-	68.2	-30.31	0-360	250	V
4	* 10.62088	24.53	PK	37.8	-22.2	0	40.13	-	-	74	-33.87	-	-	0-360	150	V
6	* 15.93157	25.18	PK	40.7	-21.1	0	44.78	-	-	74	-29.22	-	-	0-360	250	V

* - indicates frequency in CFR47 Pt 15 / IC RSS-Restricted Band
PK – Peak Detector

Note: Only peak measurement was performed. Because peak measurement result of unwanted emission is less than average limit (54dBuV/m).

UL Korea, Ltd. Confidential
This report shall not be reproduced except in full, without the written approval of UL Korea, Ltd.

HE80 RU mode (ANT_1 / 26T / Mid: 18)

MID CHANNEL HORIZONTAL

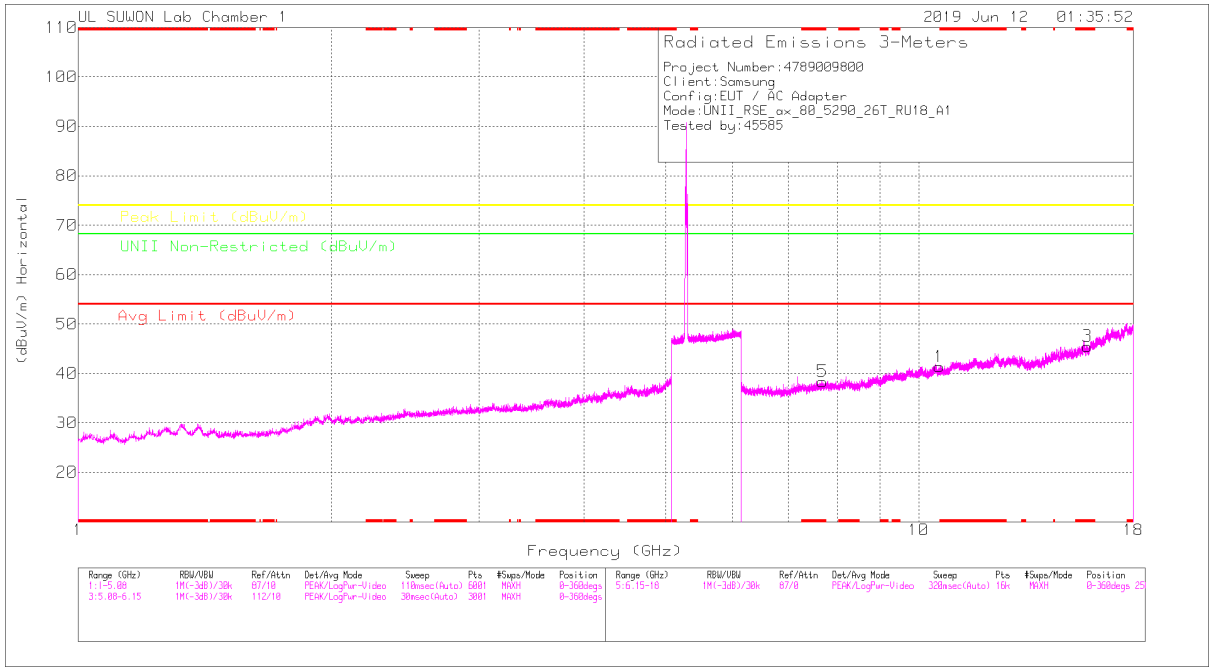

MID CHANNEL VERTICAL

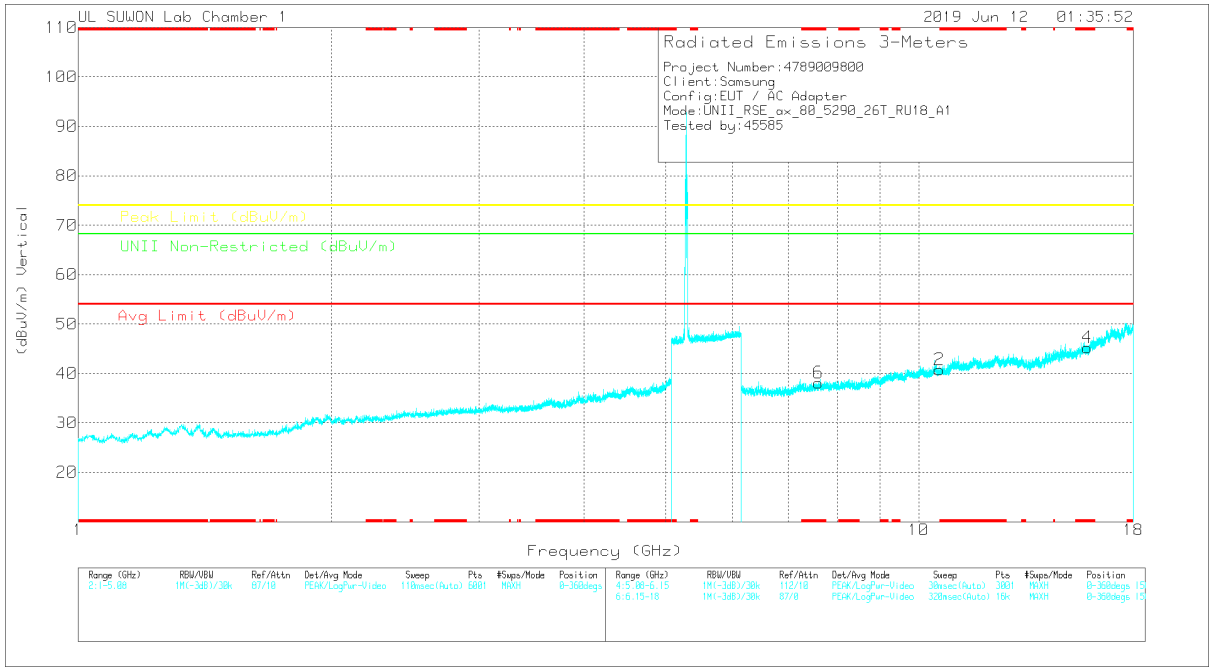

Note: Emission was scanned up to 40GHz; No emissions were detected above the noise floor which was at least 20dB below the specification limit.

UL Korea, Ltd. Confidential
This report shall not be reproduced except in full, without the written approval of UL Korea, Ltd.

MID CHANNEL DATA

Trace Markers

Marker	Frequency (GHz)	Meter Reading (dBuV)	Det	3117_00168717	6GHz_HP[dB]	DC Corr (dB)	Corrected Reading (dBuV/m)	Avg Limit (dBuV/m)	Margin (dB)	Peak Limit (dBuV/m)	Margin (dB)	UNII Non-Restricted (dBuV/m)	Margin (dB)	Azimuth (Degs)	Height (cm)	Polarity
1	10.58088	26.15	PK	37.8	-22.6	0	41.35	-	-	-	-	68.2	-26.85	0-360	250	H
3	* 15.86788	25.9	PK	40.6	-21	0	45.5	-	-	74	-28.5	-	-	0-360	250	H
5	* 7.68374	29.26	PK	35.9	-26.8	0	38.36	-	-	74	-35.64	-	-	0-360	150	H
2	10.58385	25.49	PK	37.8	-22.5	0	40.79	-	-	-	-	68.2	-27.41	0-360	150	V
4	* 15.87306	25.75	PK	40.6	-21.1	0	45.25	-	-	74	-28.75	-	-	0-360	250	V
6	* 7.59857	28.81	PK	35.8	-26.5	0	38.11	-	-	74	-35.89	-	-	0-360	150	V

* - indicates frequency in CFR47 Pt 15 / IC RSS-Restricted Band
PK – Peak Detector

Note: Only peak measurement was performed. Because peak measurement result of unwanted emission is less than average limit (54dBuV/m).

UL Korea, Ltd. Confidential
This report shall not be reproduced except in full, without the written approval of UL Korea, Ltd.

HE80 RU mode (ANT_2 / 26T / Mid: 18)

MID CHANNEL HORIZONTAL

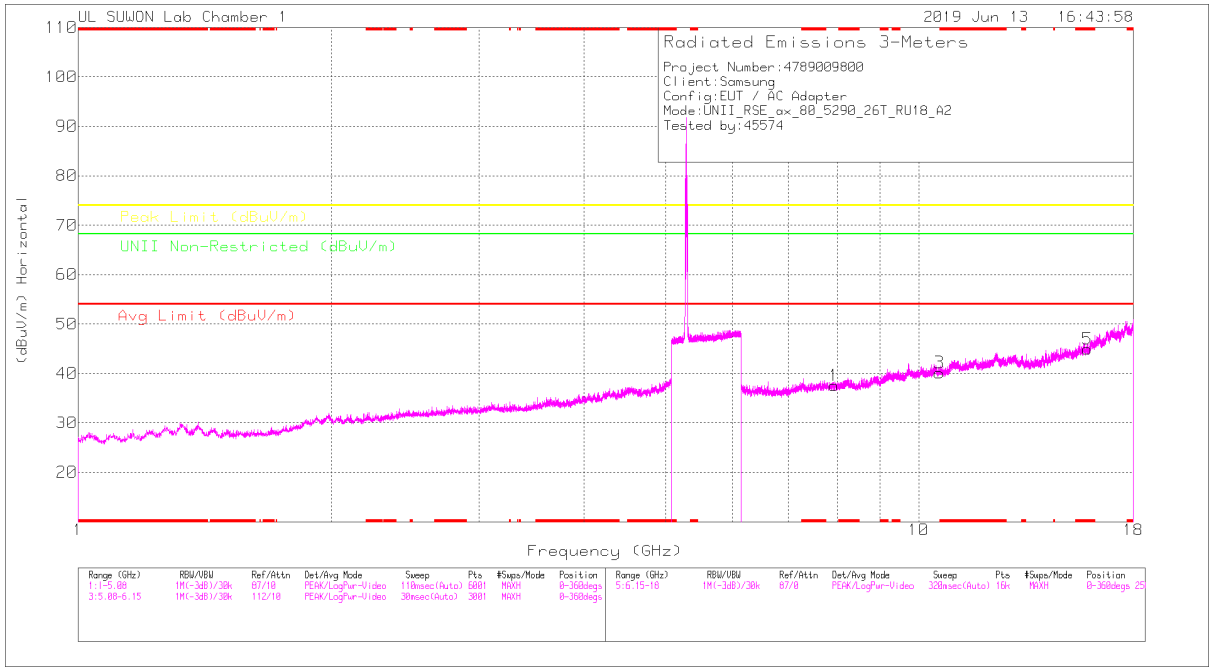

MID CHANNEL VERTICAL

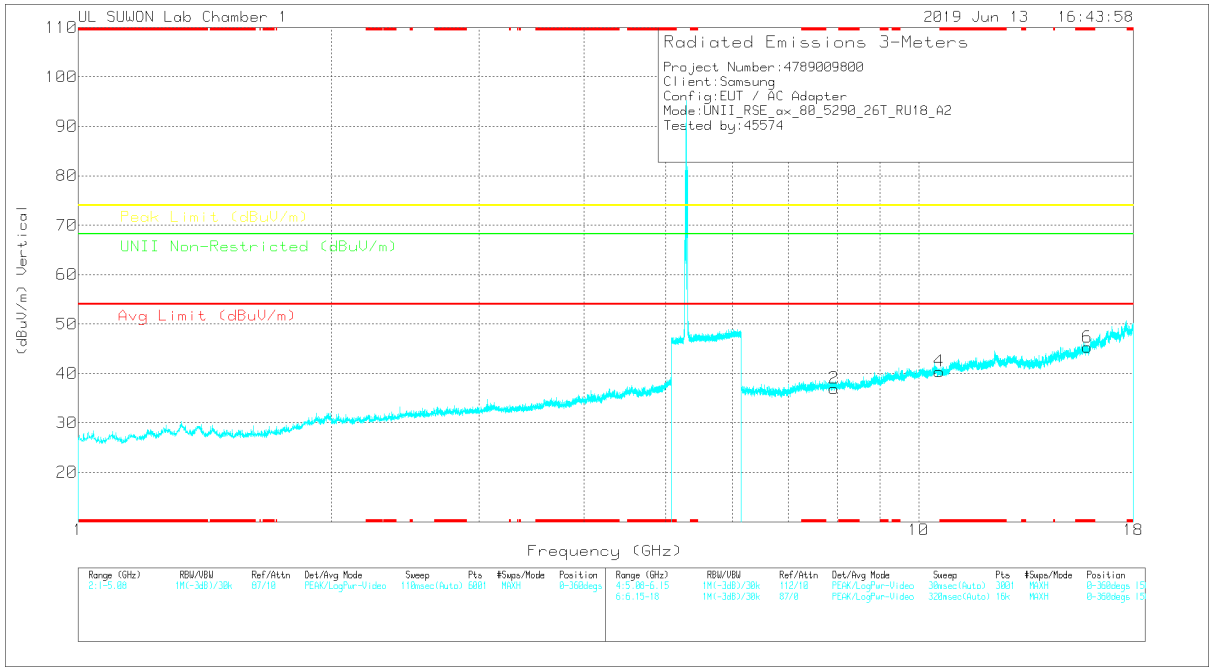

Note: Emission was scanned up to 40GHz; No emissions were detected above the noise floor which was at least 20dB below the specification limit.

UL Korea, Ltd. Confidential
This report shall not be reproduced except in full, without the written approval of UL Korea, Ltd.

MID CHANNEL DATA

Trace Markers

Marker	Frequency (GHz)	Meter Reading (dBuV)	Det	3117_00168717	6GHz_HP[dB]	DC Corr (dB)	Corrected Reading (dBuV/m)	Avg Limit (dBuV/m)	Margin (dB)	Peak Limit (dBuV/m)	Margin (dB)	UNII Non-Restricted (dBuV/m)	Margin (dB)	Azimuth (Degs)	Height (cm)	Polarity
1	7.93554	27.86	PK	36	-26.3	0	37.56	-	-	-	-	68.2	-30.64	0-360	150	H
3	10.58088	24.94	PK	37.8	-22.6	0	40.14	-	-	-	-	68.2	-28.06	0-360	250	H
5	* 15.8701	25.31	PK	40.6	-21	0	44.91	-	-	74	-29.09	-	-	0-360	150	H
2	7.93554	27.29	PK	36	-26.3	0	36.99	-	-	-	-	68.2	-31.21	0-360	150	V
4	10.58088	25.22	PK	37.8	-22.6	0	40.42	-	-	-	-	68.2	-27.78	0-360	150	V
6	* 15.8701	25.73	PK	40.6	-21	0	45.33	-	-	74	-28.67	-	-	0-360	150	V

* - indicates frequency in CFR47 Pt 15 / IC RSS-Restricted Band
PK – Peak Detector

Note: Only peak measurement was performed. Because peak measurement result of unwanted emission is less than average limit (54dBuV/m).

UL Korea, Ltd. Confidential
This report shall not be reproduced except in full, without the written approval of UL Korea, Ltd.

11.3. 5.5-5.6 GHz_1Tx (SISO)

11.3.1.TX ABOVE 1GHz 802.11ax MODE IN THE 5.5GHz BAND RESTRICTED BANDEDGE (LOW CHANNEL)

HE20 SU mode (ANT_1)

HORIZONTAL PEAK AND AVERAGE PLOT

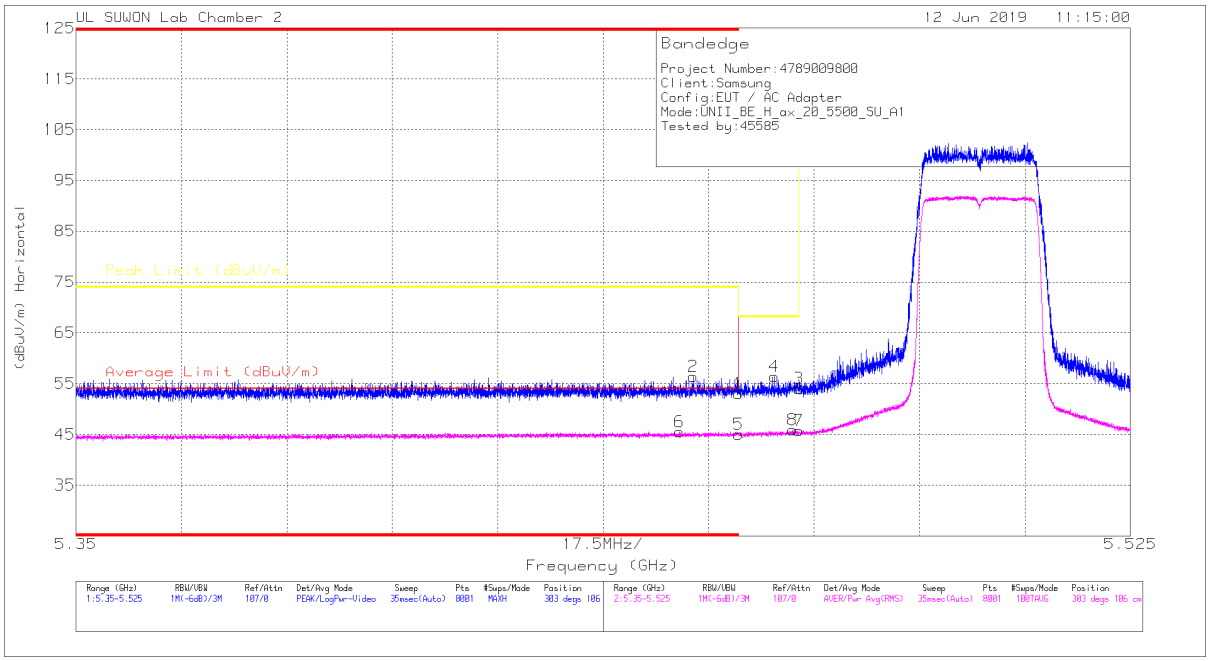

HORIZONTAL DATA

Trace Markers

Marker	Frequency (GHz)	Meter Reading (dBuV)	Det	3117_00168724	10dB[dB]	DC Corr (dB)	Corrected Reading (dBuV/m)	Average Limit (dBuV/m)	Margin (dB)	Peak Limit (dBuV/m)	PK Margin (dB)	Azimuth (Degs)	Height (cm)	Polarity
1	* 5.46	36.7	Pk	34.6	-18.2	0	53.1	-	-	74	-20.9	303	106	H
2	* 5.452	40.01	Pk	34.6	-18.2	0	56.41	-	-	74	-17.59	303	106	H
3	5.47	37.51	Pk	34.6	-18.1	0	54.01	-	-	68.2	-14.19	303	106	H
4	5.466	39.96	Pk	34.6	-18.2	0	56.36	-	-	68.2	-11.84	303	106	H
5	* 5.46	27.36	RMS	34.6	-16.9	0	45.06	54	-8.94	-	-	303	106	H
6	* 5.45	27.77	RMS	34.6	-16.9	0	45.47	54	-8.53	-	-	303	106	H
7	5.47	28.01	RMS	34.6	-16.9	0	45.71	-	-	-	-	303	106	H
8	5.469	28.13	RMS	34.6	-16.9	0	45.83	-	-	-	-	303	106	H

* - indicates frequency in CFR47 Pt 15 / IC RSS-Restricted Band
Pk - Peak detector
RMS - RMS detection

UL Korea, Ltd. Confidential
This report shall not be reproduced except in full, without the written approval of UL Korea, Ltd.

VERTICAL PEAK AND AVERAGE PLOT

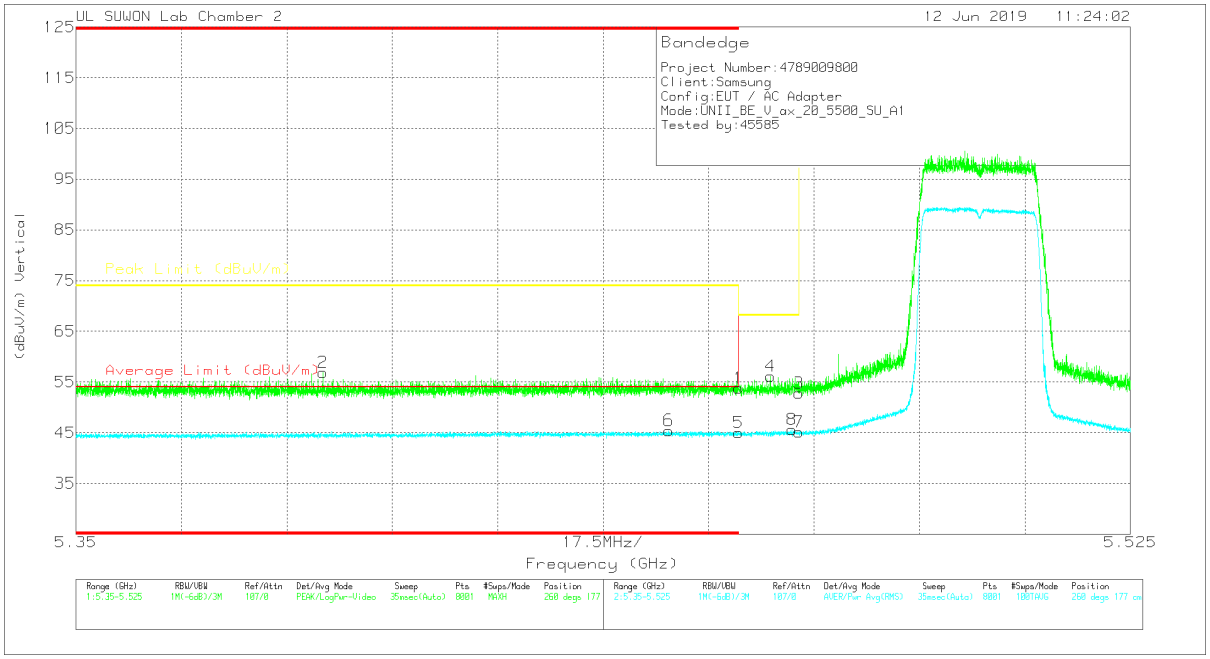

VERTICAL DATA

Trace Markers

Marker	Frequency (GHz)	Meter Reading (dBuV)	Det	3117_00168724	10dB[dB]	DC Corr (dB)	Corrected Reading (dBuV/m)	Average Limit (dBuV/m)	Margin (dB)	Peak Limit (dBuV/m)	PK Margin (dB)	Azimuth (Degs)	Height (cm)	Polarity
1	* 5.46	37.38	Pk	34.6	-18.2	0	53.78	-	-	74	-20.22	260	177	V
2	* 5.391	40.45	Pk	34.5	-18.1	0	56.85	-	-	74	-17.15	260	177	V
3	5.47	36.31	Pk	34.6	-18.1	0	52.81	-	-	68.2	-15.39	260	177	V
4	5.465	39.78	Pk	34.6	-18.2	0	56.18	-	-	68.2	-12.02	260	177	V
5	* 5.46	27.26	RMS	34.6	-16.9	0	44.96	54	-9.04	-	-	260	177	V
6	* 5.448	27.84	RMS	34.5	-16.9	0	45.44	54	-8.56	-	-	260	177	V
7	5.47	27.42	RMS	34.6	-16.9	0	45.12	-	-	-	-	260	177	V
8	5.469	27.96	RMS	34.6	-16.9	0	45.66	-	-	-	-	260	177	V

* - indicates frequency in CFR47 Pt 15 / IC RSS-Restricted Band
Pk - Peak detector
RMS - RMS detection

UL Korea, Ltd. Confidential
This report shall not be reproduced except in full, without the written approval of UL Korea, Ltd.

HE20 SU mode (ANT_2)

HORIZONTAL PEAK AND AVERAGE PLOT

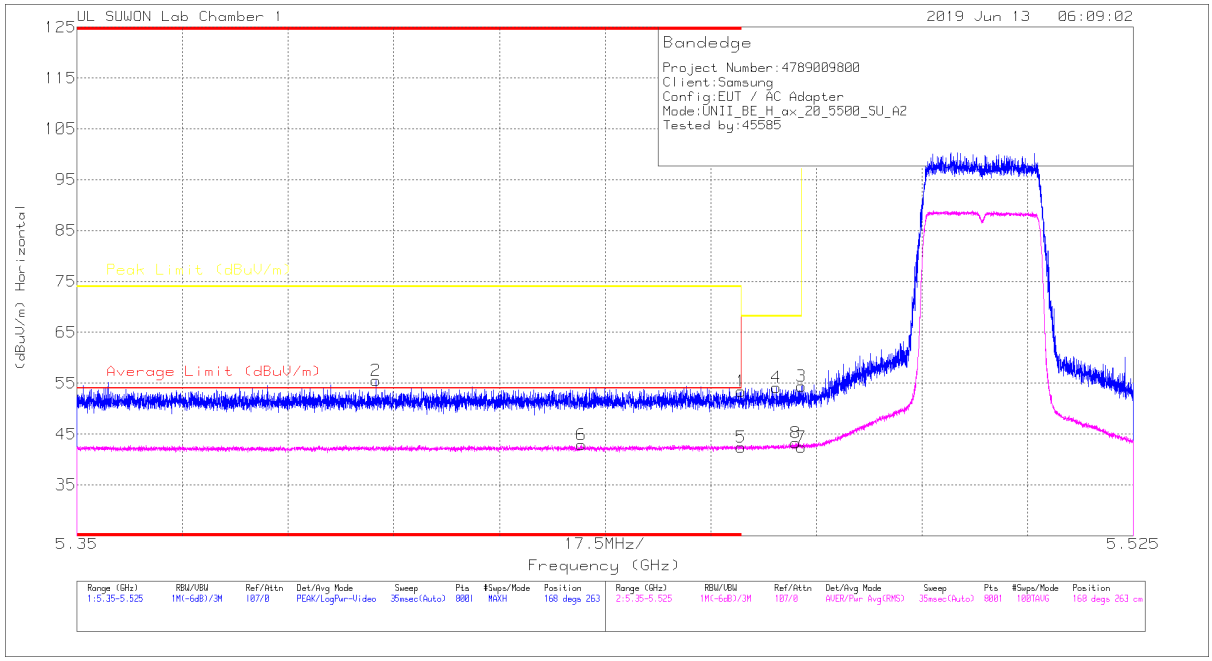

HORIZONTAL DATA

Trace Markers

Marker	Frequency (GHz)	Meter Reading (dBuV)	Det	3117_00168717	10dB[dB]	DC Corr (dB)	Corrected Reading (dBuV/m)	Average Limit (dBuV/m)	Margin (dB)	Peak Limit (dBuV/m)	PK Margin (dB)	Azimuth (Degs)	Height (cm)	Polarity
1	* 5.45999	40.07	Pk	34.7	-21.4	0	53.37	-	-	74	-20.63	168	263	H
2	* 5.39953	42.33	Pk	34.7	-21.5	0	55.53	-	-	74	-18.47	168	263	H
3	5.46998	41.08	Pk	34.7	-21.4	0	54.38	-	-	68.2	-13.82	168	263	H
4	5.46585	40.85	Pk	34.7	-21.4	0	54.15	-	-	68.2	-14.05	168	263	H
5	* 5.45999	29.16	RMS	34.7	-21.5	0	42.36	54	-11.64	-	-	168	263	H
6	* 5.43358	29.77	RMS	34.7	-21.6	0	42.87	54	-11.13	-	-	168	263	H
7	5.46998	29.21	RMS	34.7	-21.5	0	42.41	-	-	-	-	168	263	H
8	5.46904	30.19	RMS	34.7	-21.6	0	43.29	-	-	-	-	168	263	H

* - indicates frequency in CFR47 Pt 15 / IC RSS-Restricted Band
Pk - Peak detector
RMS - RMS detection

UL Korea, Ltd. Confidential
This report shall not be reproduced except in full, without the written approval of UL Korea, Ltd.

VERTICAL PEAK AND AVERAGE PLOT

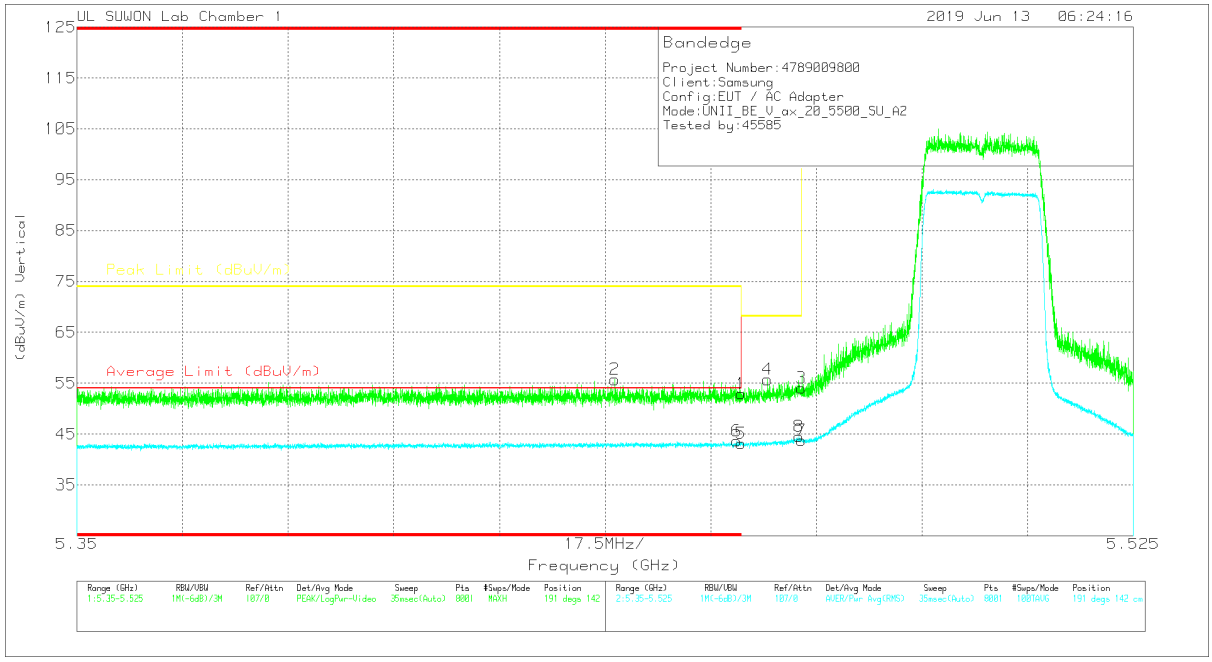

VERTICAL DATA

Trace Markers

Marker	Frequency (GHz)	Meter Reading (dBuV)	Det	3117_00168717	10dB[dB]	DC Corr (dB)	Corrected Reading (dBuV/m)	Average Limit (dBuV/m)	Margin (dB)	Peak Limit (dBuV/m)	PK Margin (dB)	Azimuth (Degs)	Height (cm)	Polarity
1	* 5.45999	39.62	Pk	34.7	-21.4	0	52.92	-	-	74	-21.08	191	142	V
2	* 5.43914	42.51	Pk	34.7	-21.5	0	55.71	-	-	74	-18.29	191	142	V
3	5.46998	40.78	Pk	34.7	-21.4	0	54.08	-	-	68.2	-14.12	191	142	V
4	5.46443	42.51	Pk	34.7	-21.5	0	55.71	-	-	68.2	-12.49	191	142	V
5	* 5.45999	29.94	RMS	34.7	-21.5	0	43.14	54	-10.86	-	-	191	142	V
6	* 5.45933	30.58	RMS	34.7	-21.6	0	43.68	54	-10.32	-	-	191	142	V
7	5.46998	30.62	RMS	34.7	-21.5	0	43.82	-	-	-	-	191	142	V
8	5.46963	31.34	RMS	34.7	-21.5	0	44.54	-	-	-	-	191	142	V

* - indicates frequency in CFR47 Pt 15 / IC RSS-Restricted Band
Pk - Peak detector
RMS - RMS detection

UL Korea, Ltd. Confidential
This report shall not be reproduced except in full, without the written approval of UL Korea, Ltd.

HE40 SU mode (ANT_1)

HORIZONTAL PEAK AND AVERAGE PLOT

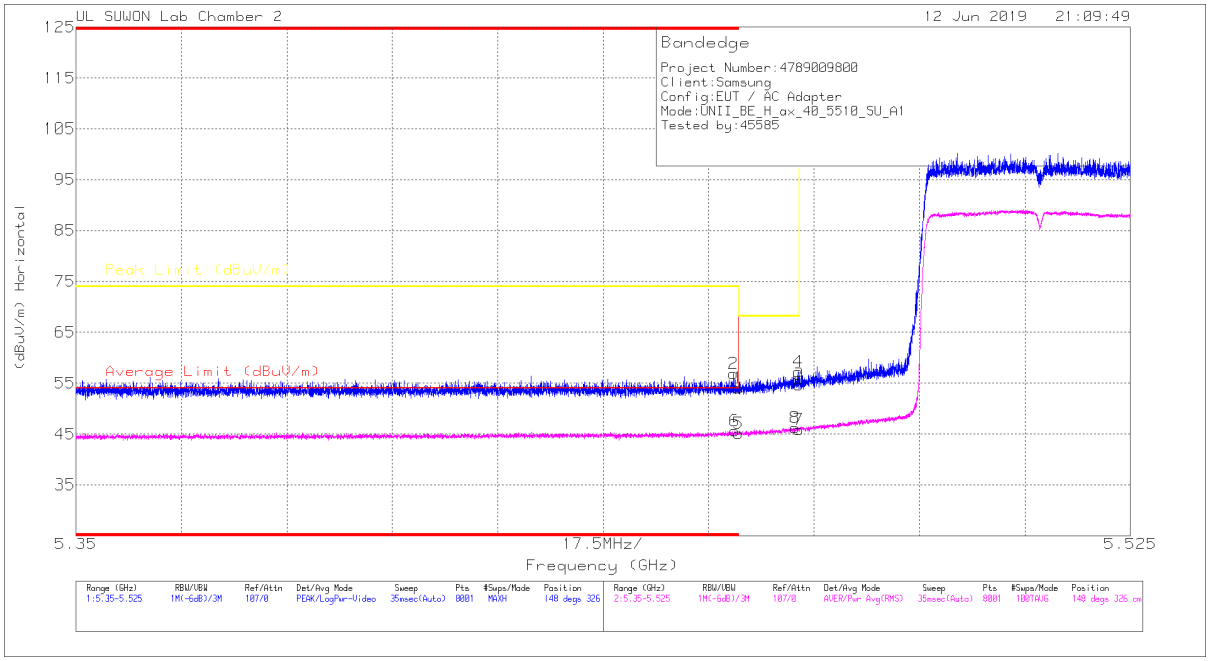

HORIZONTAL DATA

Trace Markers

Marker	Frequency (GHz)	Meter Reading (dBuV)	Det	3117_00168724	10dB[dB]	DC Corr (dB)	Corrected Reading (dBuV/m)	Average Limit (dBuV/m)	Margin (dB)	Peak Limit (dBuV/m)	PK Margin (dB)	Azimuth (Degs)	Height (cm)	Polarity
1	* 5.46	37.61	Pk	34.6	-18.2	0	54.01	-	-	74	-19.99	148	326	H
2	* 5.459	40.5	Pk	34.6	-18.2	0	56.9	-	-	74	-17.1	148	326	H
3	5.47	38.22	Pk	34.6	-18.1	0	54.72	-	-	68.2	-13.48	148	326	H
4	5.47	40.78	Pk	34.6	-18.1	0	57.28	-	-	68.2	-10.92	148	326	H
5	* 5.46	27.43	RMS	34.6	-16.9	0	45.13	54	-8.87	-	-	148	326	H
6	* 5.459	27.92	RMS	34.6	-16.9	0	45.62	54	-8.38	-	-	148	326	H
7	5.47	28.18	RMS	34.6	-16.9	0	45.88	-	-	-	-	148	326	H
8	5.469	28.55	RMS	34.6	-16.9	0	46.25	-	-	-	-	148	326	H

* - indicates frequency in CFR47 Pt 15 / IC RSS-Restricted Band
Pk - Peak detector
RMS - RMS detection

UL Korea, Ltd. Confidential
This report shall not be reproduced except in full, without the written approval of UL Korea, Ltd.

VERTICAL PEAK AND AVERAGE PLOT

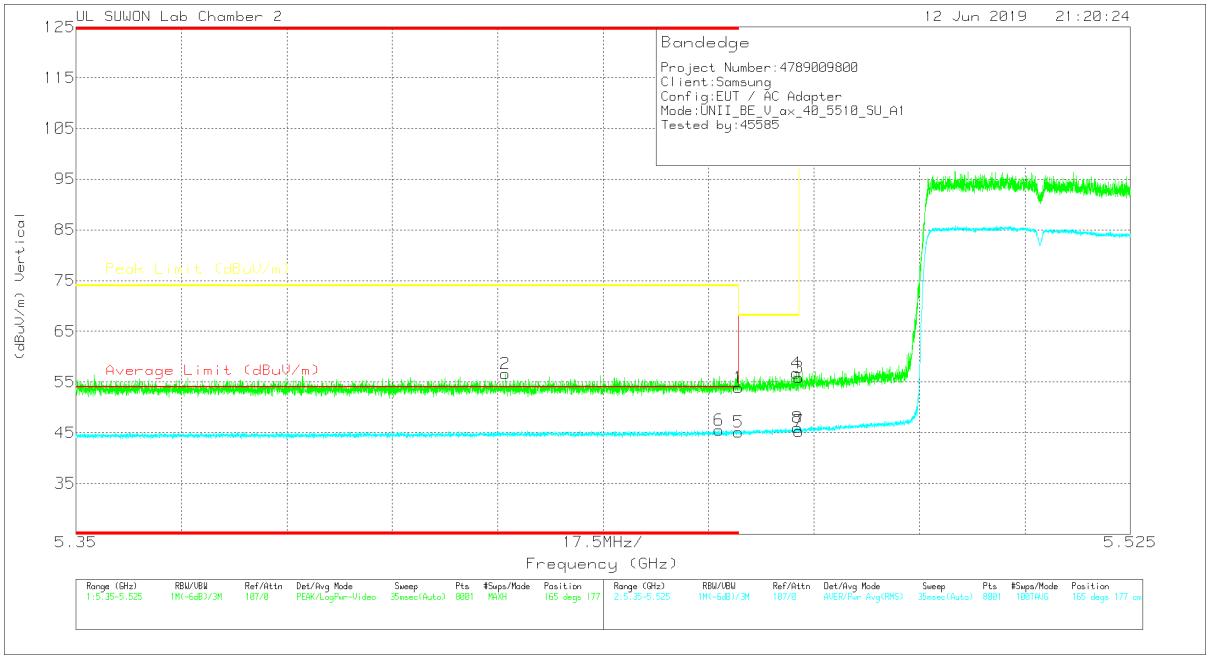

VERTICAL DATA

Trace Markers

Marker	Frequency (GHz)	Meter Reading (dBuV)	Det	3117_00168724	10dB[dB]	DC Corr (dB)	Corrected Reading (dBuV/m)	Average Limit (dBuV/m)	Margin (dB)	Peak Limit (dBuV/m)	PK Margin (dB)	Azimuth (Degs)	Height (cm)	Polarity
1	* 5.46	37.47	Pk	34.6	-18.2	0	53.87	-	-	74	-20.13	165	177	V
2	* 5.421	40.3	Pk	34.5	-18.2	0	56.6	-	-	74	-17.4	165	177	V
3	5.47	39.43	Pk	34.6	-18.1	0	55.93	-	-	68.2	-12.27	165	177	V
4	5.47	40.23	Pk	34.6	-18.1	0	56.73	-	-	68.2	-11.47	165	177	V
5	* 5.46	27.45	RMS	34.6	-16.9	0	45.15	54	-8.85	-	-	165	177	V
6	* 5.457	27.84	RMS	34.6	-16.9	0	45.54	54	-8.46	-	-	165	177	V
7	5.47	27.62	RMS	34.6	-16.9	0	45.32	-	-	-	-	165	177	V
8	5.47	28.27	RMS	34.6	-16.9	0	45.97	-	-	-	-	165	177	V

* - indicates frequency in CFR47 Pt 15 / IC RSS-Restricted Band
Pk - Peak detector
RMS - RMS detection

UL Korea, Ltd. Confidential
This report shall not be reproduced except in full, without the written approval of UL Korea, Ltd.

HE40 SU mode (ANT_2)

HORIZONTAL PEAK AND AVERAGE PLOT

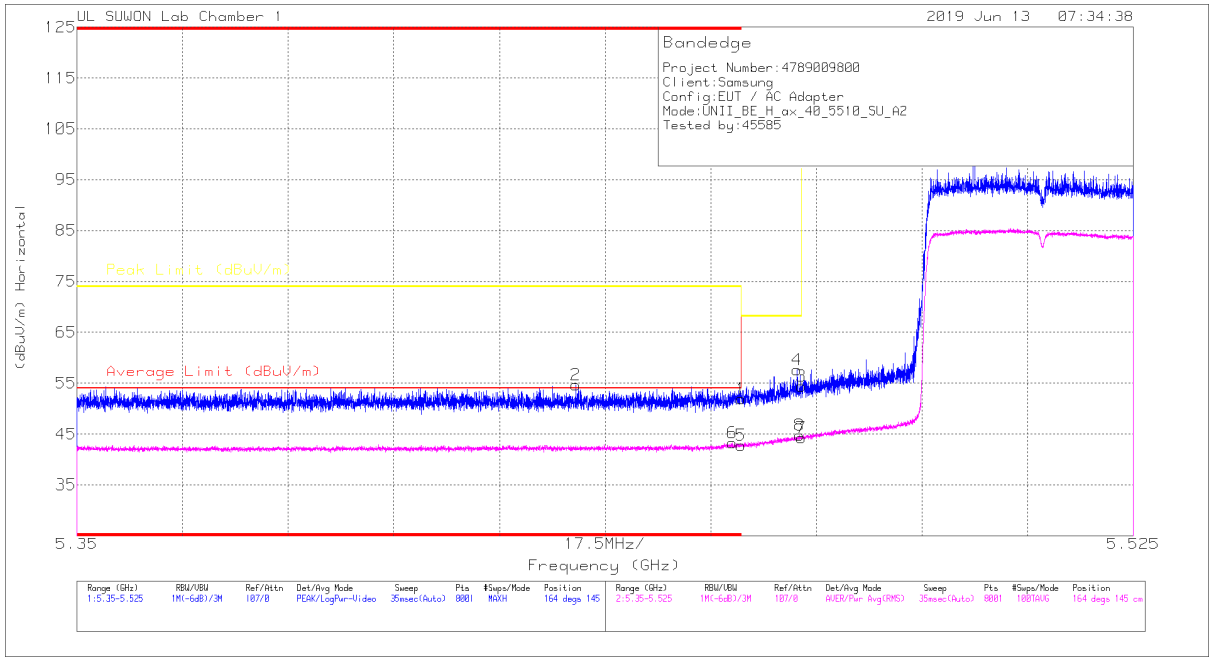

HORIZONTAL DATA

Trace Markers

Marker	Frequency (GHz)	Meter Reading (dBuV)	Det	3117_00168717	10dB[dB]	DC Corr (dB)	Corrected Reading (dBuV/m)	Average Limit (dBuV/m)	Margin (dB)	Peak Limit (dBuV/m)	PK Margin (dB)	Azimuth (Degs)	Height (cm)	Polarity
1	* 5.45999	38.62	Pk	34.7	-21.4	0	51.92	-	-	74	-22.08	164	145	H
2	* 5.43264	41.58	Pk	34.7	-21.6	0	54.68	-	-	74	-19.32	164	145	H
3	5.46998	41.14	Pk	34.7	-21.4	0	54.44	-	-	68.2	-13.76	164	145	H
4	5.46926	44.31	Pk	34.7	-21.4	0	57.61	-	-	68.2	-10.59	164	145	H
5	* 5.45999	29.59	RMS	34.7	-21.5	0	42.79	54	-11.21	-	-	164	145	H
6	* 5.45852	30.12	RMS	34.7	-21.6	0	43.22	54	-10.78	-	-	164	145	H
7	5.46998	31.01	RMS	34.7	-21.5	0	44.21	-	-	-	-	164	145	H
8	5.46972	31.59	RMS	34.7	-21.5	0	44.79	-	-	-	-	164	145	H

* - indicates frequency in CFR47 Pt 15 / IC RSS-Restricted Band
Pk - Peak detector
RMS - RMS detection

UL Korea, Ltd. Confidential
This report shall not be reproduced except in full, without the written approval of UL Korea, Ltd.

VERTICAL PEAK AND AVERAGE PLOT

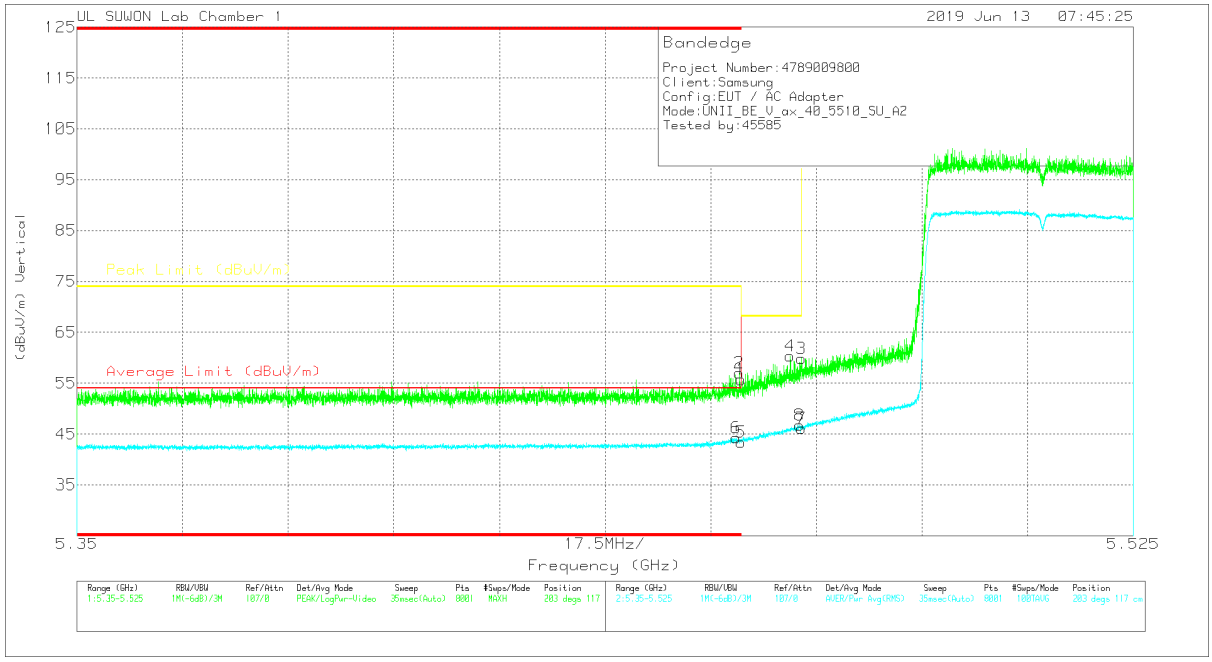

VERTICAL DATA

Trace Markers

Marker	Frequency (GHz)	Meter Reading (dBuV)	Det	3117_00168717	10dB[dB]	DC Corr (dB)	Corrected Reading (dBuV/m)	Average Limit (dBuV/m)	Margin (dB)	Peak Limit (dBuV/m)	PK Margin (dB)	Azimuth (Degs)	Height (cm)	Polarity
1	* 5.45999	42.41	Pk	34.7	-21.4	0	55.71	-	-	74	-18.29	203	117	V
2	* 5.4597	43.75	Pk	34.7	-21.4	0	57.05	-	-	74	-16.95	203	117	V
3	5.46998	46.56	Pk	34.7	-21.4	0	59.86	-	-	68.2	-8.34	203	117	V
4	5.46817	47.1	Pk	34.7	-21.4	0	60.4	-	-	68.2	-7.8	203	117	V
5	* 5.45999	30.22	RMS	34.7	-21.5	0	43.42	54	-10.58	-	-	203	117	V
6	* 5.45918	31.14	RMS	34.7	-21.6	0	44.24	54	-9.76	-	-	203	117	V
7	5.46998	32.93	RMS	34.7	-21.5	0	46.13	-	-	-	-	203	117	V
8	5.46972	33.56	RMS	34.7	-21.5	0	46.76	-	-	-	-	203	117	V

* - indicates frequency in CFR47 Pt 15 / IC RSS-Restricted Band
Pk - Peak detector
RMS - RMS detection

UL Korea, Ltd. Confidential
This report shall not be reproduced except in full, without the written approval of UL Korea, Ltd.

HE80 SU mode (ANT_1)

HORIZONTAL PEAK AND AVERAGE PLOT

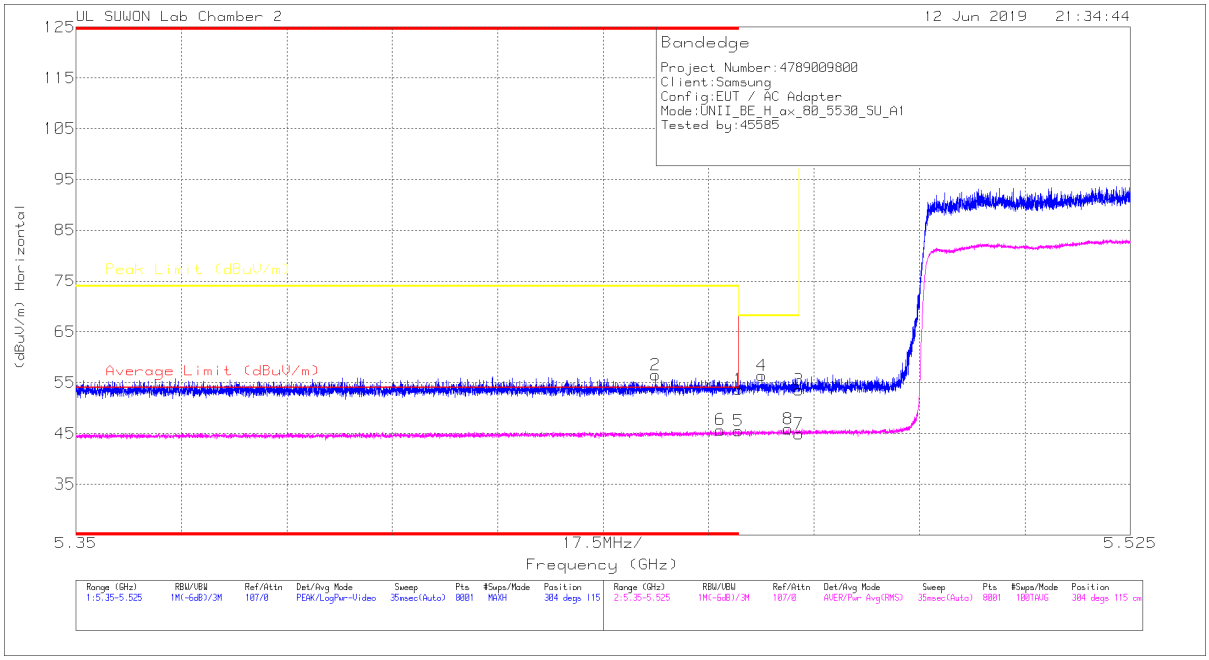

HORIZONTAL DATA

Trace Markers

Marker	Frequency (GHz)	Meter Reading (dBuV)	Det	3117_00168724	10dB[dB]	DC Corr (dB)	Corrected Reading (dBuV/m)	Average Limit (dBuV/m)	Margin (dB)	Peak Limit (dBuV/m)	PK Margin (dB)	Azimuth (Degs)	Height (cm)	Polarity
1	* 5.46	37.25	Pk	34.6	-18.2	0	53.65	-	-	74	-20.35	304	115	H
2	* 5.446	40.11	Pk	34.5	-18.1	0	56.51	-	-	74	-17.49	304	115	H
3	5.47	37.03	Pk	34.6	-18.1	0	53.53	-	-	68.2	-14.67	304	115	H
4	5.464	39.84	Pk	34.6	-18.1	0	56.34	-	-	68.2	-11.86	304	115	H
5	* 5.46	27.82	RMS	34.6	-16.9	0	45.52	54	-8.48	-	-	304	115	H
6	* 5.457	27.99	RMS	34.6	-16.9	0	45.69	54	-8.31	-	-	304	115	H
7	5.47	27.19	RMS	34.6	-16.9	0	44.89	-	-	-	-	304	115	H
8	5.468	28.14	RMS	34.6	-16.9	0	45.84	-	-	-	-	304	115	H

* - indicates frequency in CFR47 Pt 15 / IC RSS-Restricted Band
Pk - Peak detector
RMS - RMS detection

UL Korea, Ltd. Confidential
This report shall not be reproduced except in full, without the written approval of UL Korea, Ltd.

VERTICAL PEAK AND AVERAGE PLOT

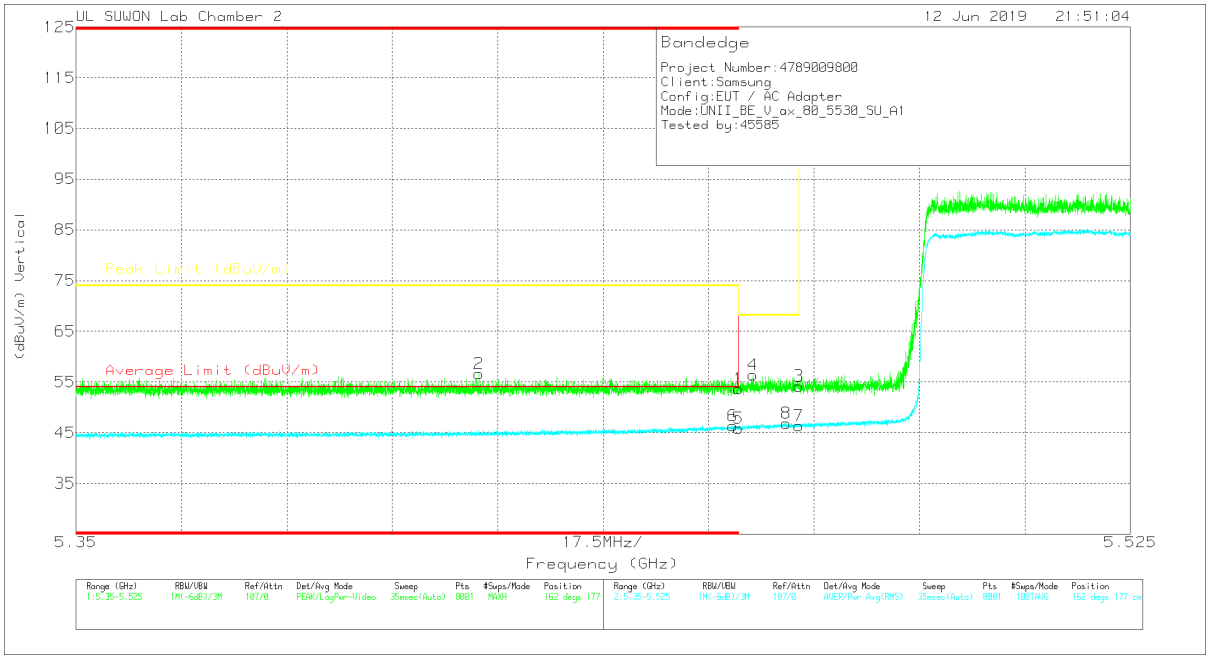

VERTICAL DATA

Trace Markers

Marker	Frequency (GHz)	Meter Reading (dBuV)	Det	3117_00168724	10dB[dB]	DC Corr (dB)	Corrected Reading (dBuV/m)	Average Limit (dBuV/m)	Margin (dB)	Peak Limit (dBuV/m)	PK Margin (dB)	Azimuth (Degs)	Height (cm)	Polarity
1	* 5.46	37.31	Pk	34.6	-18.2	0	53.71	-	-	74	-20.29	162	177	V
2	* 5.417	40.22	Pk	34.5	-18.1	0	56.62	-	-	74	-17.38	162	177	V
3	5.47	37.72	Pk	34.6	-18.1	0	54.22	-	-	68.2	-13.98	162	177	V
4	5.462	39.85	Pk	34.6	-18.1	0	56.35	-	-	68.2	-11.85	162	177	V
5	* 5.46	28.13	RMS	34.6	-16.9	0	45.83	54	-8.17	-	-	162	177	V
6	* 5.459	28.62	RMS	34.6	-16.9	0	46.32	54	-7.68	-	-	162	177	V
7	5.47	28.7	RMS	34.6	-16.9	0	46.4	-	-	-	-	162	177	V
8	5.468	29.17	RMS	34.6	-16.9	0	46.87	-	-	-	-	162	177	V

* - indicates frequency in CFR47 Pt 15 / IC RSS-Restricted Band
Pk - Peak detector
RMS - RMS detection

UL Korea, Ltd. Confidential
This report shall not be reproduced except in full, without the written approval of UL Korea, Ltd.

HE80 SU mode (ANT_2)

HORIZONTAL PEAK AND AVERAGE PLOT

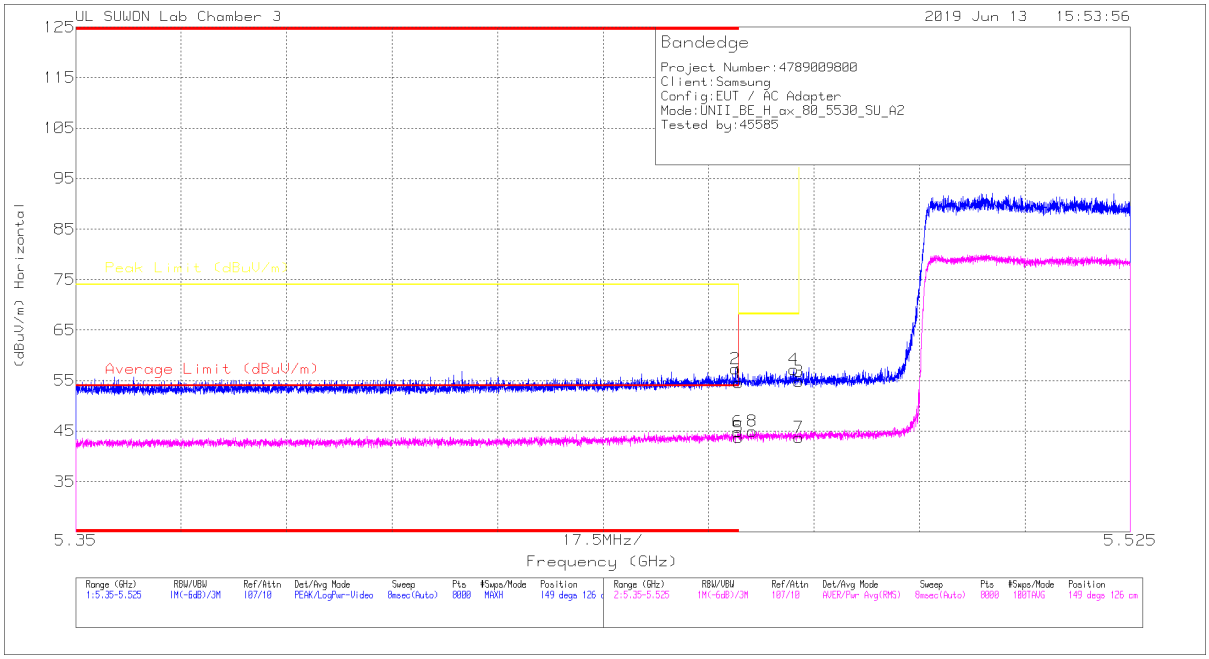

HORIZONTAL DATA

Trace Markers

Marker	Frequency (GHz)	Meter Reading (dBuV)	Det	3117_00205959	10dB[dB]	DC Corr (dB)	Corrected Reading (dBuV/m)	Average Limit (dBuV/m)	Margin (dB)	Peak Limit (dBuV/m)	PK Margin (dB)	Azimuth (Degs)	Height (cm)	Polarity
1	* 5.46	38.3	Pk	34.7	-18.4	0	54.6	-	-	74	-19.4	149	126	H
2	* 5.459	41.08	Pk	34.7	-18.5	0	57.28	-	-	74	-16.72	149	126	H
3	5.47	38.66	Pk	34.7	-18.5	0	54.86	-	-	68.2	-13.34	149	126	H
4	5.469	41.04	Pk	34.7	-18.5	0	57.24	-	-	68.2	-10.96	149	126	H
5	* 5.46	28.08	RMS	34.7	-19	0	43.78	54	-10.22	-	-	149	126	H
6	* 5.46	29.15	RMS	34.7	-19	0	44.85	54	-9.15	-	-	149	126	H
7	5.47	27.97	RMS	34.7	-18.9	0	43.77	-	-	-	-	149	126	H
8	5.462	29.2	RMS	34.7	-18.9	0	45	-	-	-	-	149	126	H

* - indicates frequency in CFR47 Pt 15 / IC RSS-Restricted Band
Pk - Peak detector
RMS - RMS detection

UL Korea, Ltd. Confidential
This report shall not be reproduced except in full, without the written approval of UL Korea, Ltd.

VERTICAL PEAK AND AVERAGE PLOT

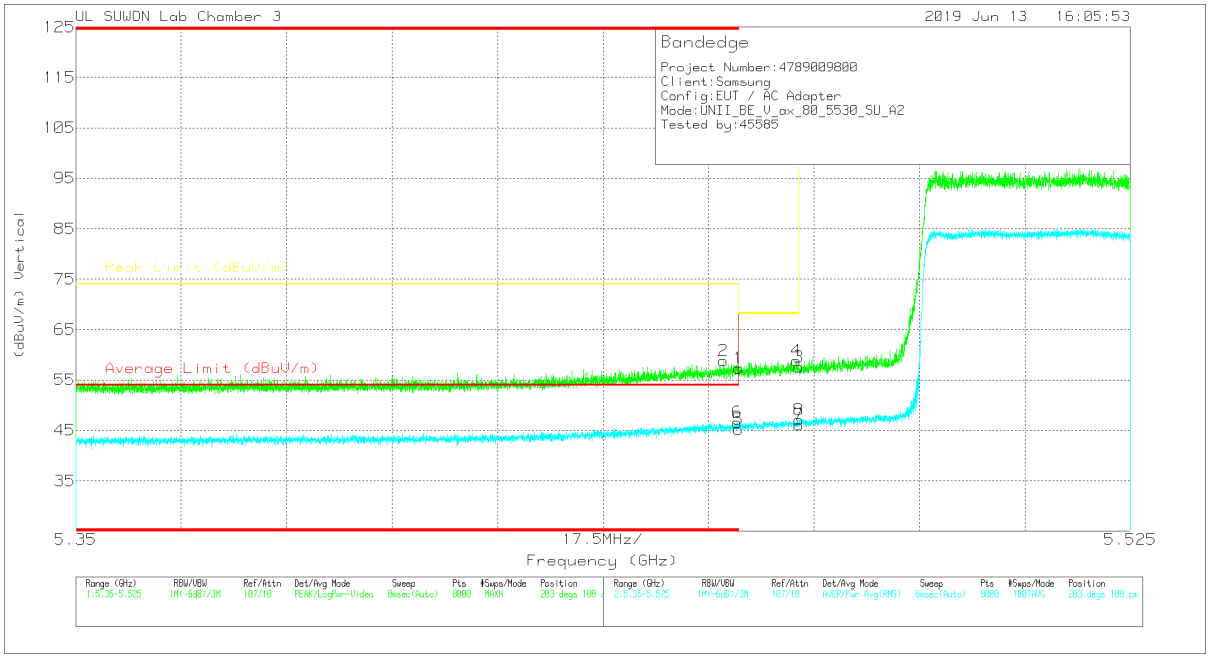

VERTICAL DATA

Trace Markers

Marker	Frequency (GHz)	Meter Reading (dBuV)	Det	3117_00205959	10dB[dB]	DC Corr (dB)	Corrected Reading (dBuV/m)	Average Limit (dBuV/m)	Margin (dB)	Peak Limit (dBuV/m)	PK Margin (dB)	Azimuth (Degs)	Height (cm)	Polarity
1	* 5.46	41	Pk	34.7	-18.4	0	57.3	-	-	74	-16.7	203	108	V
2	* 5.457	42.61	Pk	34.7	-18.5	0	58.81	-	-	74	-15.19	203	108	V
3	5.47	41.32	Pk	34.7	-18.5	0	57.52	-	-	68.2	-10.68	203	108	V
4	5.47	42.64	Pk	34.7	-18.5	0	58.84	-	-	68.2	-9.36	203	108	V
5	* 5.46	29.48	RMS	34.7	-19	0	45.18	54	-8.82	-	-	203	108	V
6	* 5.46	30.94	RMS	34.7	-19	0	46.64	54	-7.36	-	-	203	108	V
7	5.47	30.34	RMS	34.7	-18.9	0	46.14	-	-	-	-	203	108	V
8	5.47	31.31	RMS	34.7	-18.9	0	47.11	-	-	-	-	203	108	V

* - indicates frequency in CFR47 Pt 15 / IC RSS-Restricted Band
Pk - Peak detector
RMS - RMS detection

UL Korea, Ltd. Confidential
This report shall not be reproduced except in full, without the written approval of UL Korea, Ltd.

484T RU mode (ANT_1 / HE80 / RU offset 65)

HORIZONTAL PEAK AND AVERAGE PLOT

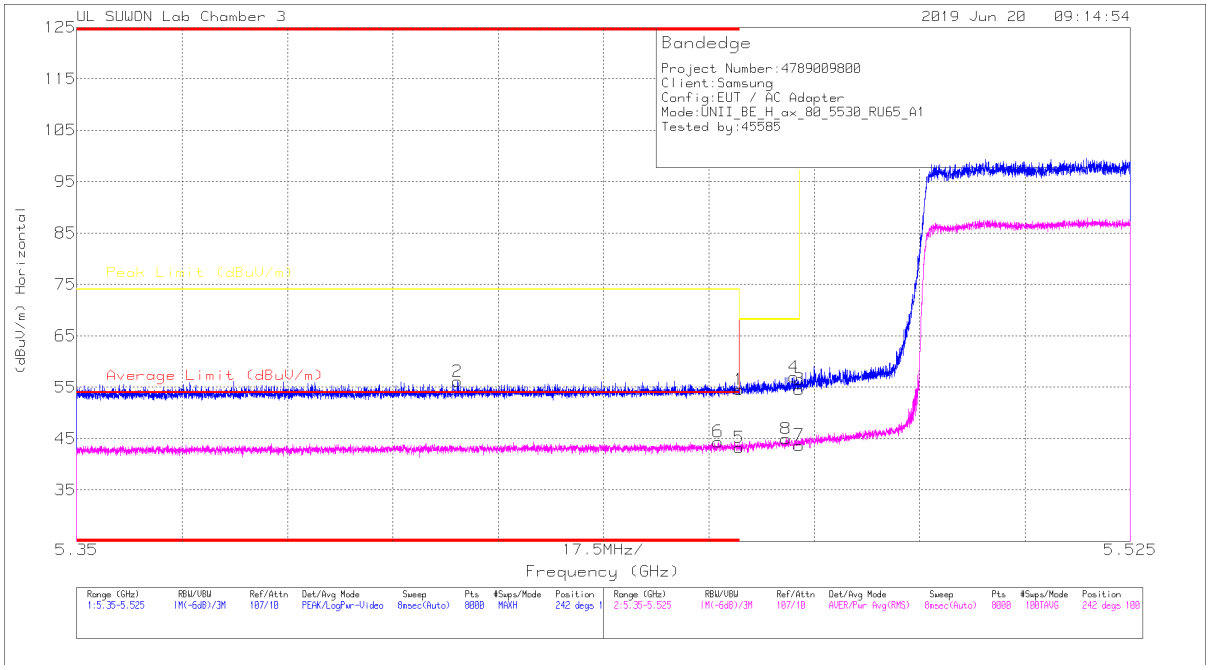

HORIZONTAL DATA

Trace Markers

Marker	Frequency (GHz)	Meter Reading (dBuV)	Det	3117_00205959	10dB[dB]	DC Corr (dB)	Corrected Reading (dBuV/m)	Average Limit (dBuV/m)	Margin (dB)	Peak Limit (dBuV/m)	PK Margin (dB)	Azimuth (Degs)	Height (cm)	Polarity
1	* 5.46	38.23	Pk	34.7	-18.4	0	54.53	-	-	74	-19.47	242	100	H
2	* 5.413	40.03	Pk	34.7	-18.6	0	56.13	-	-	74	-17.87	242	100	H
3	5.47	38.4	Pk	34.7	-18.5	0	54.6	-	-	68.2	-13.6	242	100	H
4	5.469	40.8	Pk	34.7	-18.5	0	57	-	-	68.2	-11.2	242	100	H
5	* 5.46	27.57	RMS	34.7	-19	0	43.27	54	-10.73	-	-	242	100	H
6	* 5.457	28.72	RMS	34.7	-19	0	44.42	54	-9.58	-	-	242	100	H
7	5.47	27.88	RMS	34.7	-18.9	0	43.68	-	-	-	-	242	100	H
8	5.468	29.2	RMS	34.7	-18.9	0	45	-	-	-	-	242	100	H

* - indicates frequency in CFR47 Pt 15 / IC RSS-Restricted Band
Pk - Peak detector
RMS - RMS detection

UL Korea, Ltd. Confidential
This report shall not be reproduced except in full, without the written approval of UL Korea, Ltd.

VERTICAL PEAK AND AVERAGE PLOT

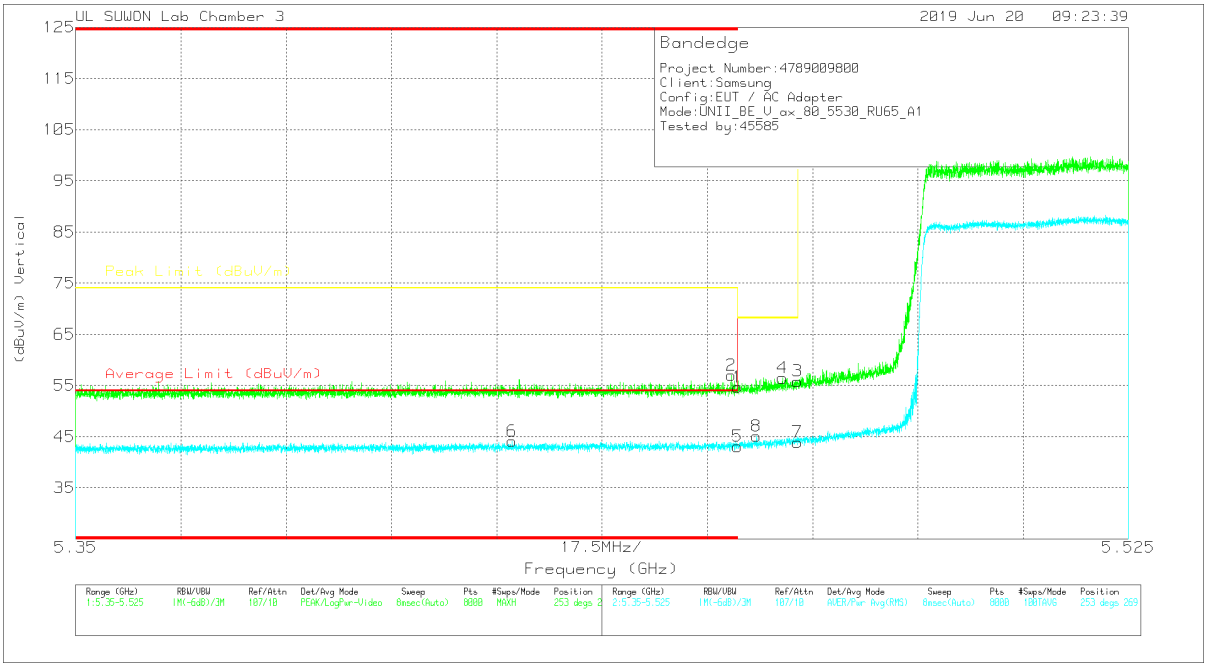

VERTICAL DATA

Trace Markers

Marker	Frequency (GHz)	Meter Reading (dBuV)	Det	3117_00205959	10dB[dB]	DC Corr (dB)	Corrected Reading (dBuV/m)	Average Limit (dBuV/m)	Margin (dB)	Peak Limit (dBuV/m)	PK Margin (dB)	Azimuth (Degs)	Height (cm)	Polarity
1	* 5.46	38.35	Pk	34.7	-18.4	0	54.65	-	-	74	-19.35	253	269	V
2	* 5.459	40.78	Pk	34.7	-18.5	0	56.98	-	-	74	-17.02	253	269	V
3	5.47	39.64	Pk	34.7	-18.5	0	55.84	-	-	68.2	-12.36	253	269	V
4	5.467	40.27	Pk	34.7	-18.5	0	56.47	-	-	68.2	-11.73	253	269	V
5	* 5.46	27.39	RMS	34.7	-19	0	43.09	54	-10.91	-	-	253	269	V
6	* 5.423	28.41	RMS	34.7	-19	0	44.11	54	-9.89	-	-	253	269	V
7	5.47	28.13	RMS	34.7	-18.9	0	43.93	-	-	-	-	253	269	V
8	5.463	29.29	RMS	34.7	-18.9	0	45.09	-	-	-	-	253	269	V

* - indicates frequency in CFR47 Pt 15 / IC RSS-Restricted Band
Pk - Peak detector
RMS - RMS detection

UL Korea, Ltd. Confidential
This report shall not be reproduced except in full, without the written approval of UL Korea, Ltd.

484T RU mode (ANT_2 / HE80 / RU offset 65)

HORIZONTAL PEAK AND AVERAGE PLOT

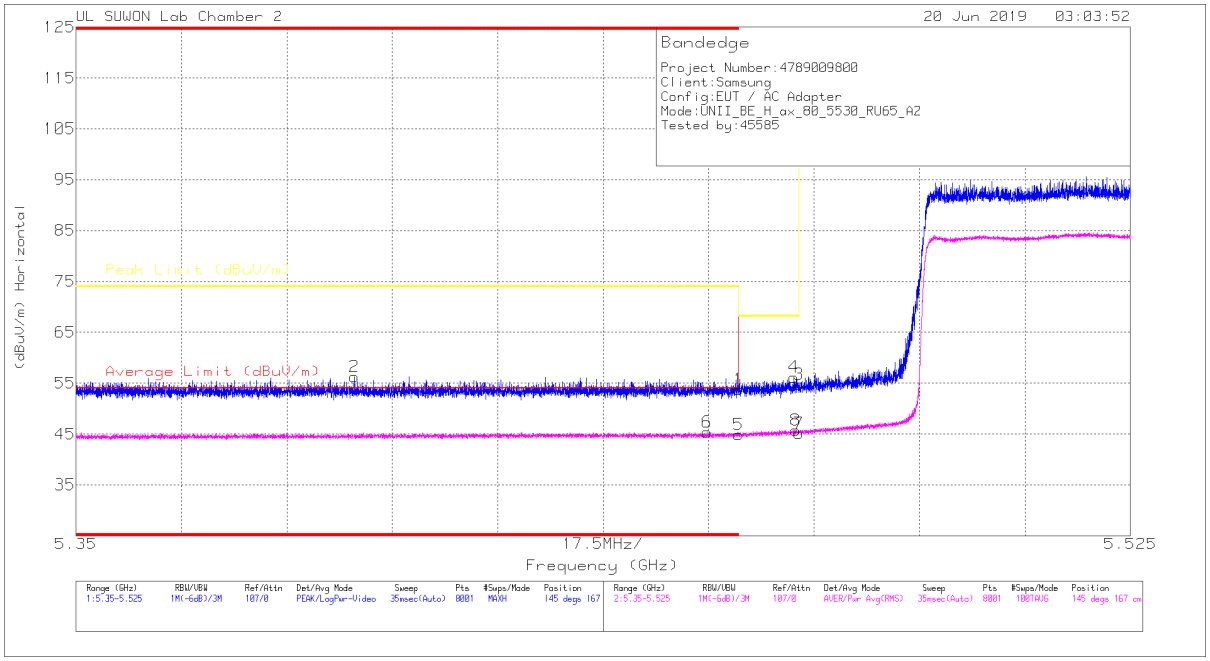

HORIZONTAL DATA

Trace Markers

Marker	Frequency (GHz)	Meter Reading (dBuV)	Det	3117_00168724	10dB[dB]	DC Corr (dB)	Corrected Reading (dBuV/m)	Average Limit (dBuV/m)	Margin (dB)	Peak Limit (dBuV/m)	PK Margin (dB)	Azimuth (Degs)	Height (cm)	Polarity
1	* 5.46	37.43	Pk	34.6	-18.2	0	53.83	-	-	74	-20.17	145	167	H
2	* 5.396	39.92	Pk	34.5	-18.1	0	56.32	-	-	74	-17.68	145	167	H
3	5.47	38.25	Pk	34.6	-18.1	0	54.75	-	-	68.2	-13.45	145	167	H
4	5.469	39.7	Pk	34.6	-18.1	0	56.2	-	-	68.2	-12	145	167	H
5	* 5.46	27.15	RMS	34.6	-16.9	0	44.85	54	-9.15	-	-	145	167	H
6	* 5.455	27.68	RMS	34.6	-16.9	0	45.38	54	-8.62	-	-	145	167	H
7	5.47	27.44	RMS	34.6	-16.9	0	45.14	-	-	-	-	145	167	H
8	5.469	28.1	RMS	34.6	-16.9	0	45.8	-	-	-	-	145	167	H

* - indicates frequency in CFR47 Pt 15 / IC RSS-Restricted Band
Pk - Peak detector
RMS - RMS detection

UL Korea, Ltd. Confidential
This report shall not be reproduced except in full, without the written approval of UL Korea, Ltd.

VERTICAL PEAK AND AVERAGE PLOT

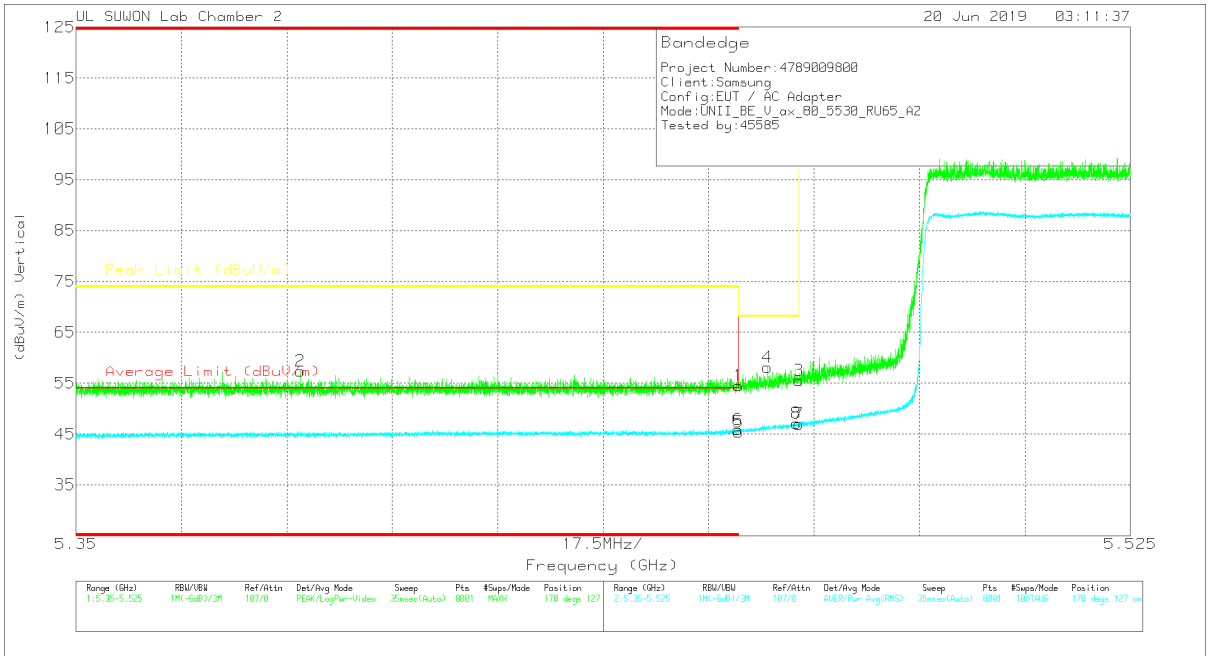

VERTICAL DATA

Trace Markers

Marker	Frequency (GHz)	Meter Reading (dBuV)	Det	3117_00168724	10dB[dB]	DC Corr (dB)	Corrected Reading (dBuV/m)	Average Limit (dBuV/m)	Margin (dB)	Peak Limit (dBuV/m)	PK Margin (dB)	Azimuth (Degs)	Height (cm)	Polarity
1	* 5.46	38.1	Pk	34.6	-18.2	0	54.5	-	-	74	-19.5	178	127	V
2	* 5.387	41.07	Pk	34.5	-18.2	0	57.37	-	-	74	-16.63	178	127	V
3	5.47	39.06	Pk	34.6	-18.1	0	55.56	-	-	68.2	-12.64	178	127	V
4	5.465	41.72	Pk	34.6	-18.2	0	58.12	-	-	68.2	-10.08	178	127	V
5	* 5.46	27.67	RMS	34.6	-16.9	0	45.37	54	-8.63	-	-	178	127	V
6	* 5.46	28.23	RMS	34.6	-16.9	0	45.93	54	-8.07	-	-	178	127	V
7	5.47	29.23	RMS	34.6	-16.9	0	46.93	-	-	-	-	178	127	V
8	5.47	29.44	RMS	34.6	-16.9	0	47.14	-	-	-	-	178	127	V

* - indicates frequency in CFR47 Pt 15 / IC RSS-Restricted Band
Pk - Peak detector
RMS - RMS detection

UL Korea, Ltd. Confidential
This report shall not be reproduced except in full, without the written approval of UL Korea, Ltd.

242T RU mode (ANT_1 / HE40 / RU offset 61)

HORIZONTAL PEAK AND AVERAGE PLOT

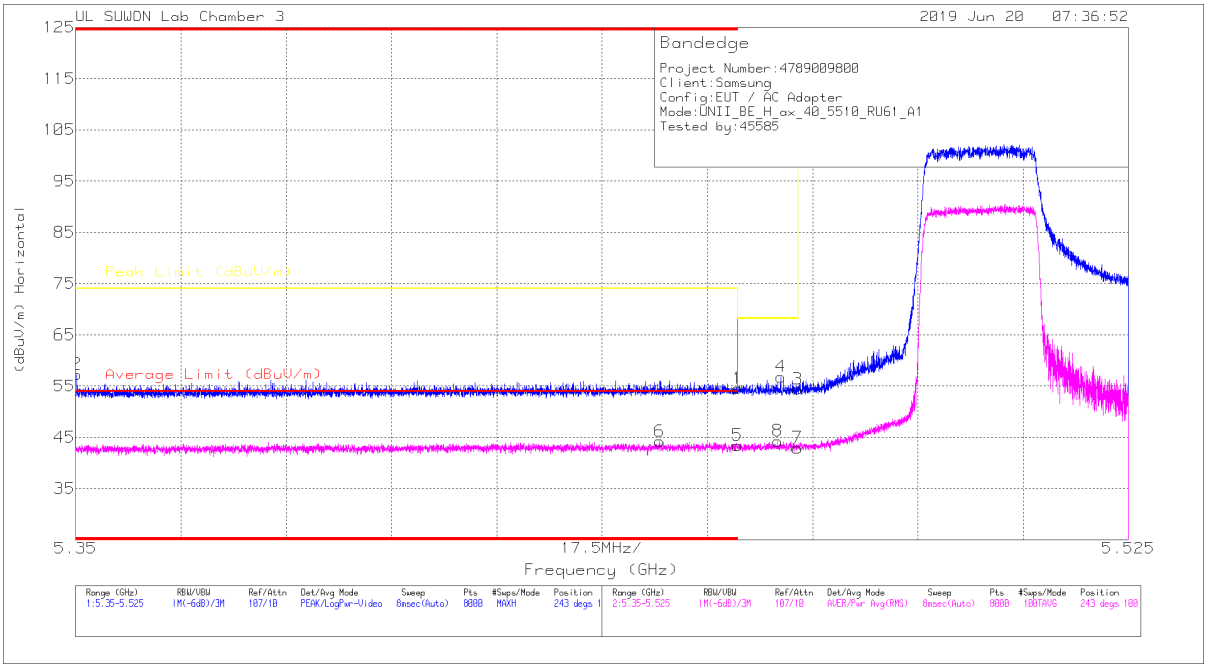

HORIZONTAL DATA

Trace Markers

Marker	Frequency (GHz)	Meter Reading (dBuV)	Det	3117_00205959	10dB[dB]	DC Corr (dB)	Corrected Reading (dBuV/m)	Average Limit (dBuV/m)	Margin (dB)	Peak Limit (dBuV/m)	PK Margin (dB)	Azimuth (Degs)	Height (cm)	Polarity
1	* 5.46	38.22	Pk	34.7	-18.4	0	54.52	-	-	74	-19.48	243	100	H
2	* 5.35	41.3	Pk	34.7	-18.7	0	57.3	-	-	74	-16.7	243	100	H
3	5.47	38.23	Pk	34.7	-18.5	0	54.43	-	-	68.2	-13.77	243	100	H
4	5.467	40.62	Pk	34.7	-18.5	0	56.82	-	-	68.2	-11.38	243	100	H
5	* 5.46	27.74	RMS	34.7	-19	0	43.44	54	-10.56	-	-	243	100	H
6	* 5.447	28.54	RMS	34.7	-19	0	44.24	54	-9.76	-	-	243	100	H
7	5.47	27.13	RMS	34.7	-18.9	0	42.93	-	-	-	-	243	100	H
8	5.467	28.5	RMS	34.7	-18.9	0	44.3	-	-	-	-	243	100	H

* - indicates frequency in CFR47 Pt 15 / IC RSS-Restricted Band
Pk - Peak detector
RMS - RMS detection

UL Korea, Ltd. Confidential
This report shall not be reproduced except in full, without the written approval of UL Korea, Ltd.

VERTICAL PEAK AND AVERAGE PLOT

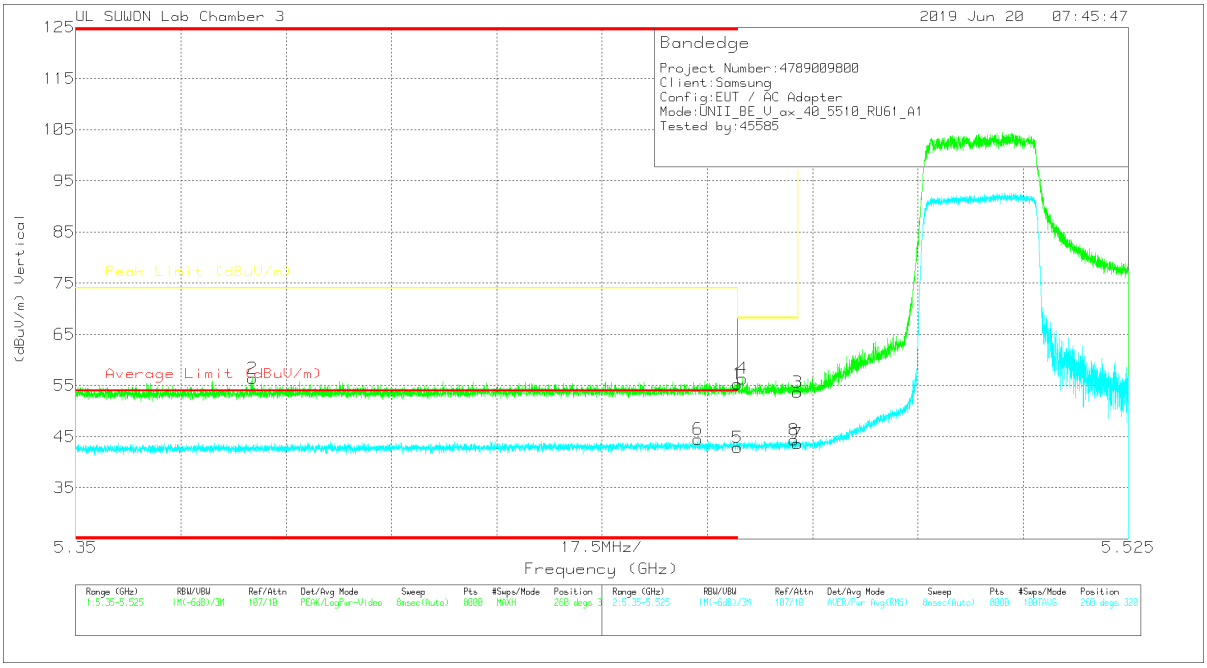

VERTICAL DATA

Trace Markers

Marker	Frequency (GHz)	Meter Reading (dBuV)	Det	3117_00205959	10dB[dB]	DC Corr (dB)	Corrected Reading (dBuV/m)	Average Limit (dBuV/m)	Margin (dB)	Peak Limit (dBuV/m)	PK Margin (dB)	Azimuth (Degs)	Height (cm)	Polarity
1	* 5.46	38.95	Pk	34.7	-18.4	0	55.25	-	-	74	-18.75	260	320	V
2	* 5.379	40.28	Pk	34.7	-18.6	0	56.38	-	-	74	-17.62	260	320	V
3	5.47	37.46	Pk	34.7	-18.5	0	53.66	-	-	68.2	-14.54	260	320	V
4	5.461	40.04	Pk	34.7	-18.4	0	56.34	-	-	68.2	-11.86	260	320	V
5	* 5.46	27.19	RMS	34.7	-19	0	42.89	54	-11.11	-	-	260	320	V
6	* 5.453	28.82	RMS	34.7	-19	0	44.52	54	-9.48	-	-	260	320	V
7	5.47	27.8	RMS	34.7	-18.9	0	43.6	-	-	-	-	260	320	V
8	5.469	28.56	RMS	34.7	-18.9	0	44.36	-	-	-	-	260	320	V

* - indicates frequency in CFR47 Pt 15 / IC RSS-Restricted Band
Pk - Peak detector
RMS - RMS detection

UL Korea, Ltd. Confidential
This report shall not be reproduced except in full, without the written approval of UL Korea, Ltd.

242T RU mode (ANT_2 / HE40 / RU offset 61)

HORIZONTAL PEAK AND AVERAGE PLOT

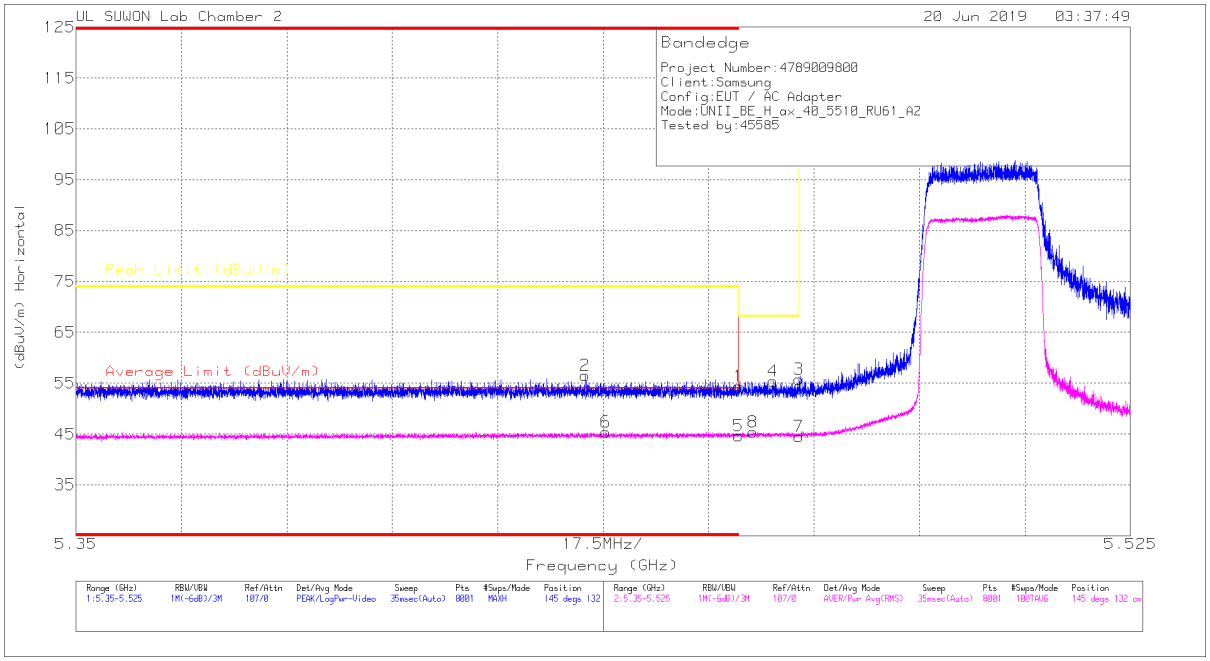

HORIZONTAL DATA

Trace Markers

Marker	Frequency (GHz)	Meter Reading (dBuV)	Det	3117_00168724	10dB[dB]	DC Corr (dB)	Corrected Reading (dBuV/m)	Average Limit (dBuV/m)	Margin (dB)	Peak Limit (dBuV/m)	PK Margin (dB)	Azimuth (Degs)	Height (cm)	Polarity
1	* 5.46	38.03	Pk	34.6	-18.2	0	54.43	-	-	74	-19.57	145	132	H
2	* 5.435	40.19	Pk	34.5	-18.2	0	56.49	-	-	74	-17.51	145	132	H
3	5.47	39.31	Pk	34.6	-18.1	0	55.81	-	-	68.2	-12.39	145	132	H
4	5.466	38.96	Pk	34.6	-18.2	0	55.36	-	-	68.2	-12.84	145	132	H
5	* 5.46	26.97	RMS	34.6	-16.9	0	44.67	54	-9.33	-	-	145	132	H
6	* 5.438	27.86	RMS	34.5	-17	0	45.36	54	-8.64	-	-	145	132	H
7	5.47	26.79	RMS	34.6	-16.9	0	44.49	-	-	-	-	145	132	H
8	5.462	27.67	RMS	34.6	-16.9	0	45.37	-	-	-	-	145	132	H

* - indicates frequency in CFR47 Pt 15 / IC RSS-Restricted Band
Pk - Peak detector
RMS - RMS detection

UL Korea, Ltd. Suwon Laboratory FORM ID: FCC_15E
218 Maeyeong-ro, Yeongtong-gu, Suwon-si, Gyeonggi-do, 16675 Korea TEL: (031) 337-9902,FAX: (031) 213-5433
UL Korea, Ltd. Confidential
This report shall not be reproduced except in full, without the written approval of UL Korea, Ltd.

VERTICAL PEAK AND AVERAGE PLOT

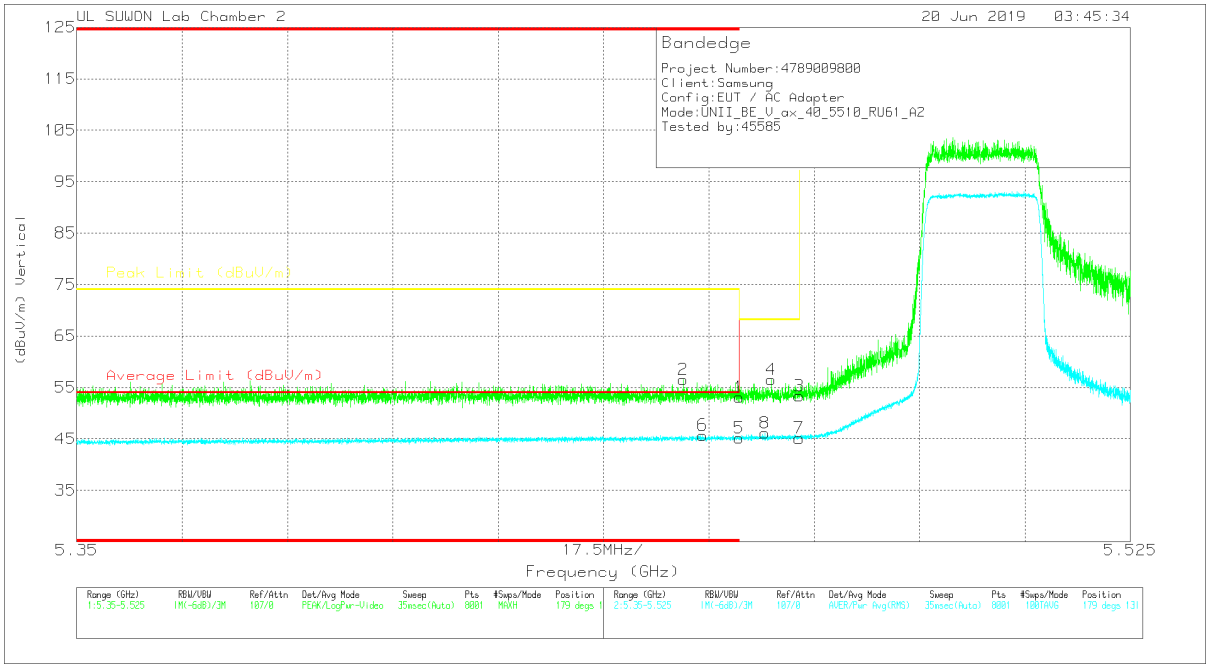

VERTICAL DATA

Trace Markers

Marker	Frequency (GHz)	Meter Reading (dBuV)	Det	3117_00168724	10dB[dB]	DC Corr (dB)	Corrected Reading (dBuV/m)	Average Limit (dBuV/m)	Margin (dB)	Peak Limit (dBuV/m)	PK Margin (dB)	Azimuth (Degs)	Height (cm)	Polarity
1	* 5.46	36.7	Pk	34.6	-18.2	0	53.1	-	-	74	-20.9	179	131	V
2	* 5.451	39.99	Pk	34.6	-18.1	0	56.49	-	-	74	-17.51	179	131	V
3	5.47	36.82	Pk	34.6	-18.1	0	53.32	-	-	68.2	-14.88	179	131	V
4	5.465	40.1	Pk	34.6	-18.2	0	56.5	-	-	68.2	-11.7	179	131	V
5	* 5.46	27.45	RMS	34.6	-16.9	0	45.15	54	-8.85	-	-	179	131	V
6	* 5.454	28	RMS	34.6	-16.9	0	45.7	54	-8.3	-	-	179	131	V
7	5.47	27.41	RMS	34.6	-16.9	0	45.11	-	-	-	-	179	131	V
8	5.464	28.42	RMS	34.6	-16.9	0	46.12	-	-	-	-	179	131	V

* - indicates frequency in CFR47 Pt 15 / IC RSS-Restricted Band
Pk - Peak detector
RMS - RMS detection

UL Korea, Ltd. Confidential
This report shall not be reproduced except in full, without the written approval of UL Korea, Ltd.

106T RU mode (ANT_1 / HE20 / RU offset 53)

HORIZONTAL PEAK AND AVERAGE PLOT

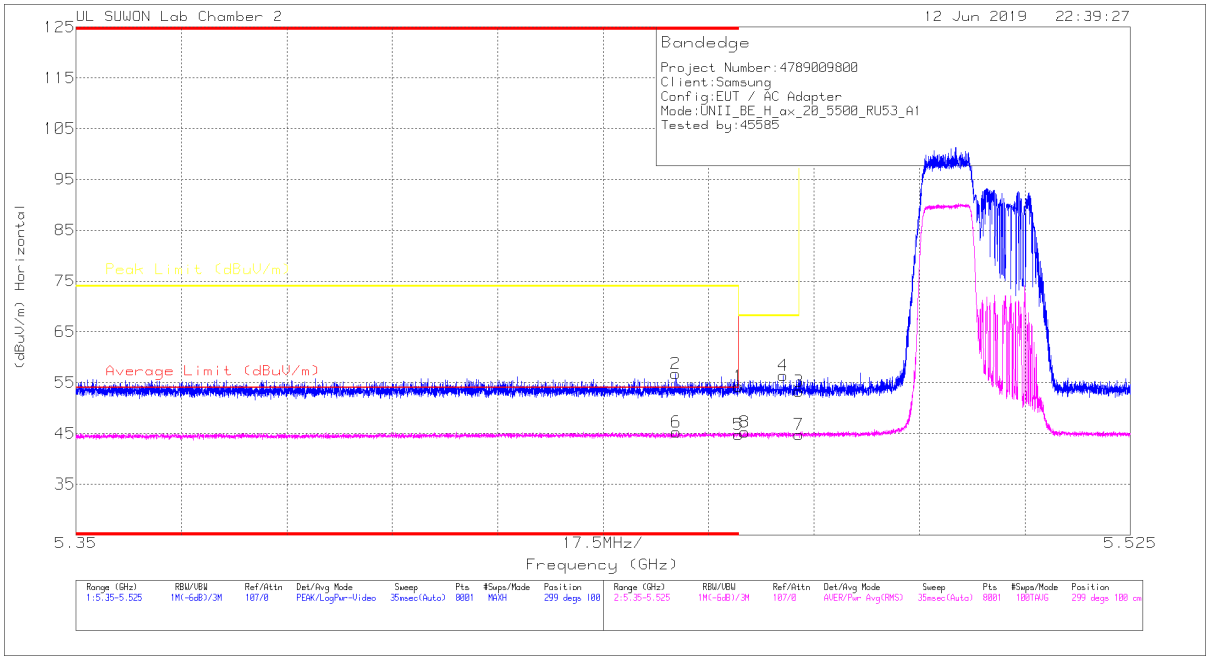

HORIZONTAL DATA

Trace Markers

Marker	Frequency (GHz)	Meter Reading (dBuV)	Det	3117_00168724	10dB[dB]	DC Corr (dB)	Corrected Reading (dBuV/m)	Average Limit (dBuV/m)	Margin (dB)	Peak Limit (dBuV/m)	PK Margin (dB)	Azimuth (Degs)	Height (cm)	Polarity
1	* 5.46	37.93	Pk	34.6	-18.2	0	54.33	-	-	74	-19.67	299	100	H
2	* 5.45	40.34	Pk	34.5	-18.1	0	56.74	-	-	74	-17.26	299	100	H
3	5.47	36.85	Pk	34.6	-18.1	0	53.35	-	-	68.2	-14.85	299	100	H
4	5.467	40.01	Pk	34.6	-18.2	0	56.41	-	-	68.2	-11.79	299	100	H
5	* 5.46	27.05	RMS	34.6	-16.9	0	44.75	54	-9.25	-	-	299	100	H
6	* 5.45	27.67	RMS	34.5	-16.9	0	45.27	54	-8.73	-	-	299	100	H
7	5.47	27.11	RMS	34.6	-16.9	0	44.81	-	-	-	-	299	100	H
8	5.461	27.61	RMS	34.6	-16.9	0	45.31	-	-	-	-	299	100	H

* - indicates frequency in CFR47 Pt 15 / IC RSS-Restricted Band
Pk - Peak detector
RMS - RMS detection

UL Korea, Ltd. Confidential
This report shall not be reproduced except in full, without the written approval of UL Korea, Ltd.

VERTICAL PEAK AND AVERAGE PLOT

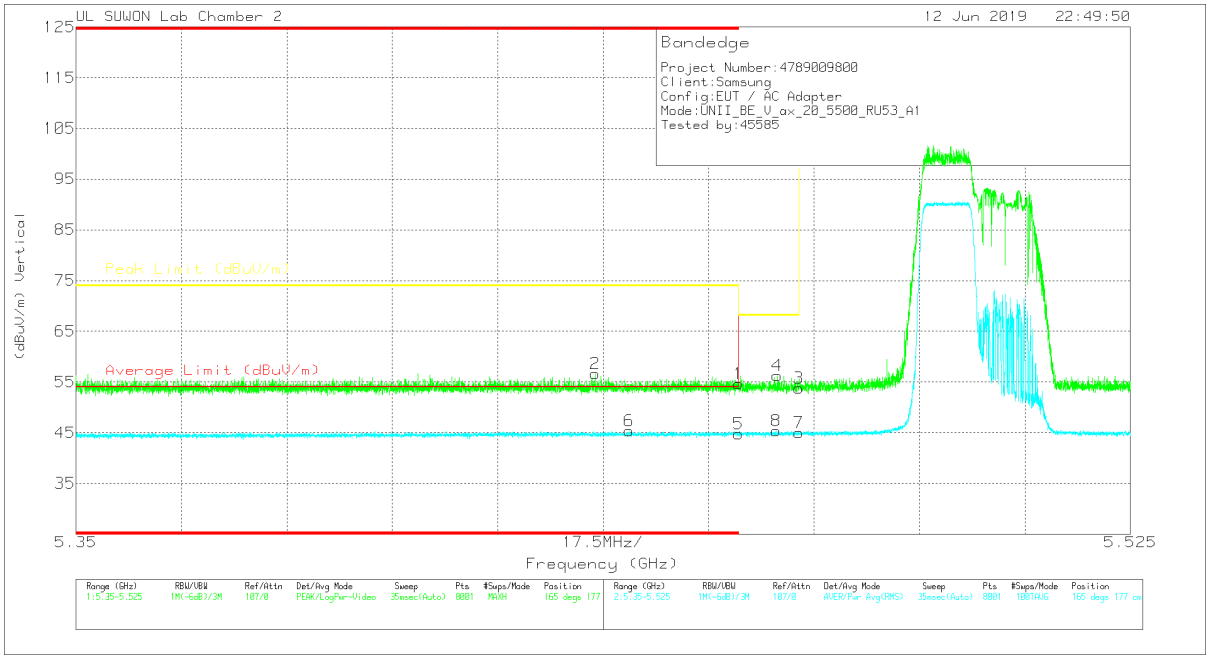

VERTICAL DATA

Trace Markers

Marker	Frequency (GHz)	Meter Reading (dBuV)	Det	3117_00168724	10dB[dB]	DC Corr (dB)	Corrected Reading (dBuV/m)	Average Limit (dBuV/m)	Margin (dB)	Peak Limit (dBuV/m)	PK Margin (dB)	Azimuth (Degs)	Height (cm)	Polarity
1	* 5.46	38.24	Pk	34.6	-18.2	0	54.64	-	-	74	-19.36	165	177	V
2	* 5.436	40.38	Pk	34.5	-18.2	0	56.68	-	-	74	-17.32	165	177	V
3	5.47	37.33	Pk	34.6	-18.1	0	53.83	-	-	68.2	-14.37	165	177	V
4	5.466	39.84	Pk	34.6	-18.2	0	56.24	-	-	68.2	-11.96	165	177	V
5	* 5.46	27.02	RMS	34.6	-16.9	0	44.72	54	-9.28	-	-	165	177	V
6	* 5.442	27.83	RMS	34.5	-16.9	0	45.43	54	-8.57	-	-	165	177	V
7	5.47	27.34	RMS	34.6	-16.9	0	45.04	-	-	-	-	165	177	V
8	5.466	27.73	RMS	34.6	-16.9	0	45.43	-	-	-	-	165	177	V

* - indicates frequency in CFR47 Pt 15 / IC RSS-Restricted Band
Pk - Peak detector
RMS - RMS detection

UL Korea, Ltd. Confidential
This report shall not be reproduced except in full, without the written approval of UL Korea, Ltd.

106T RU mode (ANT_2 / HE40 / RU offset 53)

HORIZONTAL PEAK AND AVERAGE PLOT

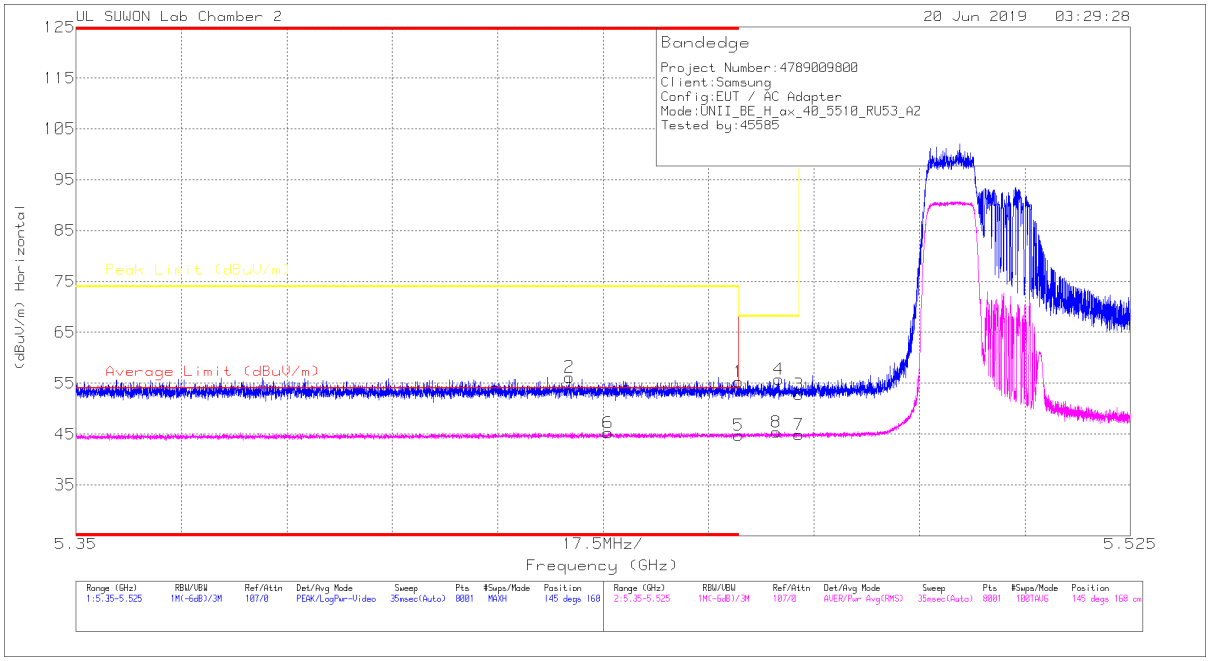

HORIZONTAL DATA

Trace Markers

Marker	Frequency (GHz)	Meter Reading (dBuV)	Det	3117_00168724	10dB[dB]	DC Corr (dB)	Corrected Reading (dBuV/m)	Average Limit (dBuV/m)	Margin (dB)	Peak Limit (dBuV/m)	PK Margin (dB)	Azimuth (Degs)	Height (cm)	Polarity
1	* 5.46	38.84	Pk	34.6	-18.2	0	55.24	-	-	74	-18.76	145	168	H
2	* 5.432	39.8	Pk	34.5	-18.1	0	56.2	-	-	74	-17.8	145	168	H
3	5.47	36.31	Pk	34.6	-18.1	0	52.81	-	-	68.2	-15.39	145	168	H
4	5.467	39.4	Pk	34.6	-18.2	0	55.8	-	-	68.2	-12.4	145	168	H
5	* 5.46	27.02	RMS	34.6	-16.9	0	44.72	54	-9.28	-	-	145	168	H
6	* 5.438	27.81	RMS	34.5	-17	0	45.31	54	-8.69	-	-	145	168	H
7	5.47	27.16	RMS	34.6	-16.9	0	44.86	-	-	-	-	145	168	H
8	5.466	27.72	RMS	34.6	-16.9	0	45.42	-	-	-	-	145	168	H

* - indicates frequency in CFR47 Pt 15 / IC RSS-Restricted Band
Pk - Peak detector
RMS - RMS detection

UL Korea, Ltd. Confidential
This report shall not be reproduced except in full, without the written approval of UL Korea, Ltd.

VERTICAL PEAK AND AVERAGE PLOT

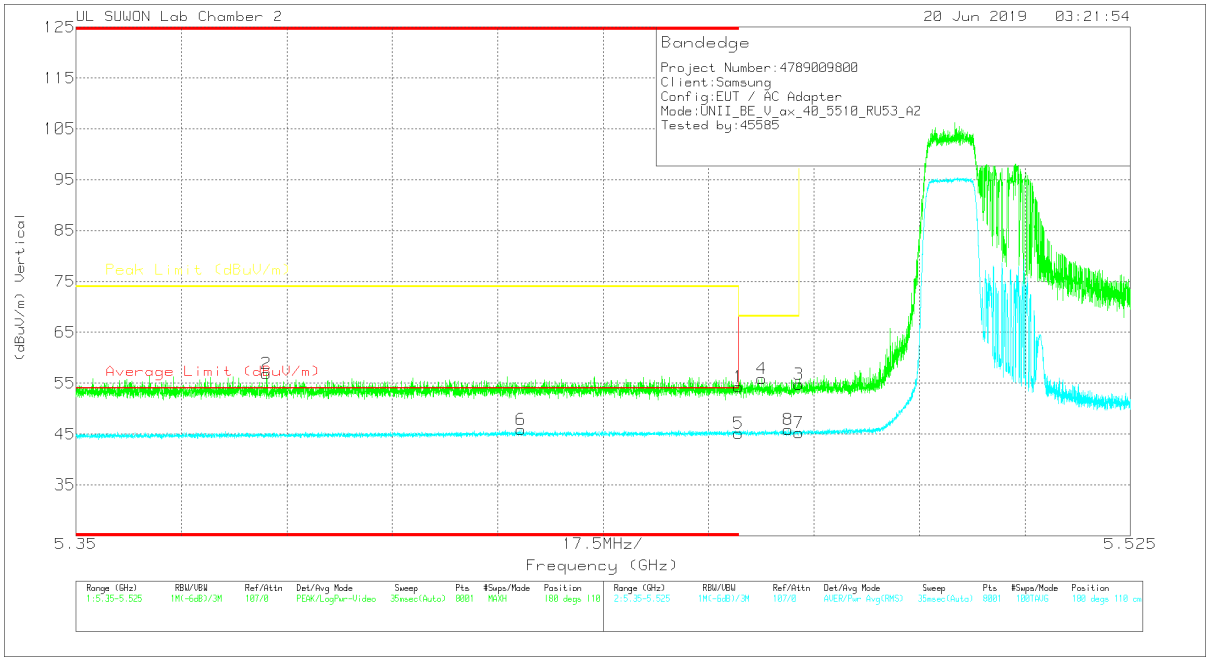

VERTICAL DATA

Trace Markers

Marker	Frequency (GHz)	Meter Reading (dBuV)	Det	3117_00168724	10dB[dB]	DC Corr (dB)	Corrected Reading (dBuV/m)	Average Limit (dBuV/m)	Margin (dB)	Peak Limit (dBuV/m)	PK Margin (dB)	Azimuth (Degs)	Height (cm)	Polarity
1	* 5.46	37.94	Pk	34.6	-18.2	0	54.34	-	-	74	-19.66	180	110	V
2	* 5.382	40.46	Pk	34.5	-18.1	0	56.86	-	-	74	-17.14	180	110	V
3	5.47	38.25	Pk	34.6	-18.1	0	54.75	-	-	68.2	-13.45	180	110	V
4	5.464	39.42	Pk	34.6	-18.1	0	55.92	-	-	68.2	-12.28	180	110	V
5	* 5.46	27.48	RMS	34.6	-16.9	0	45.18	54	-8.82	-	-	180	110	V
6	* 5.424	28.41	RMS	34.5	-17	0	45.91	54	-8.09	-	-	180	110	V
7	5.47	27.57	RMS	34.6	-16.9	0	45.27	-	-	-	-	180	110	V
8	5.468	28.19	RMS	34.6	-16.9	0	45.89	-	-	-	-	180	110	V

* - indicates frequency in CFR47 Pt 15 / IC RSS-Restricted Band
Pk - Peak detector
RMS - RMS detection

UL Korea, Ltd. Confidential
This report shall not be reproduced except in full, without the written approval of UL Korea, Ltd.

52T RU mode (ANT_1 / HE80 / RU offset 37)

HORIZONTAL PEAK AND AVERAGE PLOT

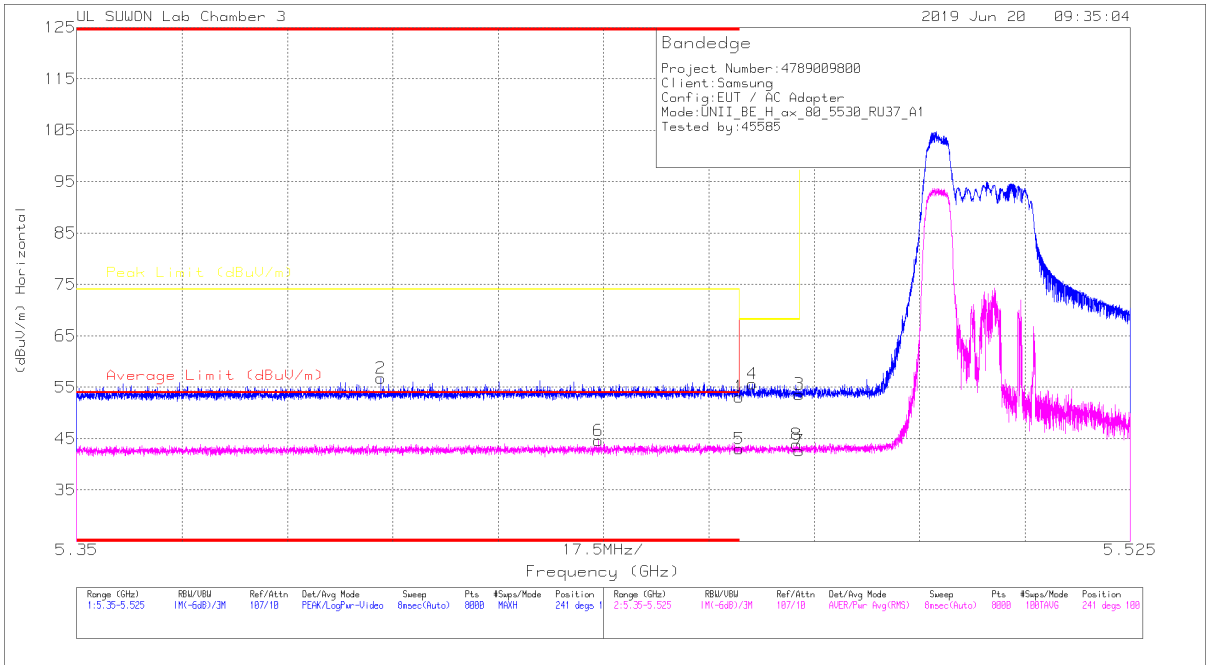

HORIZONTAL DATA

Trace Markers

Marker	Frequency (GHz)	Meter Reading (dBuV)	Det	3117_00205959	10dB[dB]	DC Corr (dB)	Corrected Reading (dBuV/m)	Average Limit (dBuV/m)	Margin (dB)	Peak Limit (dBuV/m)	PK Margin (dB)	Azimuth (Degs)	Height (cm)	Polarity
1	* 5.46	36.83	Pk	34.7	-18.4	0	53.13	-	-	74	-20.87	241	100	H
2	* 5.4	40.74	Pk	34.7	-18.7	0	56.74	-	-	74	-17.26	241	100	H
3	5.47	37.41	Pk	34.7	-18.5	0	53.61	-	-	68.2	-14.59	241	100	H
4	5.462	39.45	Pk	34.7	-18.5	0	55.65	-	-	68.2	-12.55	241	100	H
5	* 5.46	27.28	RMS	34.7	-19	0	42.98	54	-11.02	-	-	241	100	H
6	* 5.437	28.93	RMS	34.7	-19	0	44.63	54	-9.37	-	-	241	100	H
7	5.47	26.83	RMS	34.7	-18.9	0	42.63	-	-	-	-	241	100	H
8	5.47	28.06	RMS	34.7	-18.9	0	43.86	-	-	-	-	241	100	H

* - indicates frequency in CFR47 Pt 15 / IC RSS-Restricted Band
Pk - Peak detector
RMS - RMS detection

UL Korea, Ltd. Confidential
This report shall not be reproduced except in full, without the written approval of UL Korea, Ltd.

VERTICAL PEAK AND AVERAGE PLOT

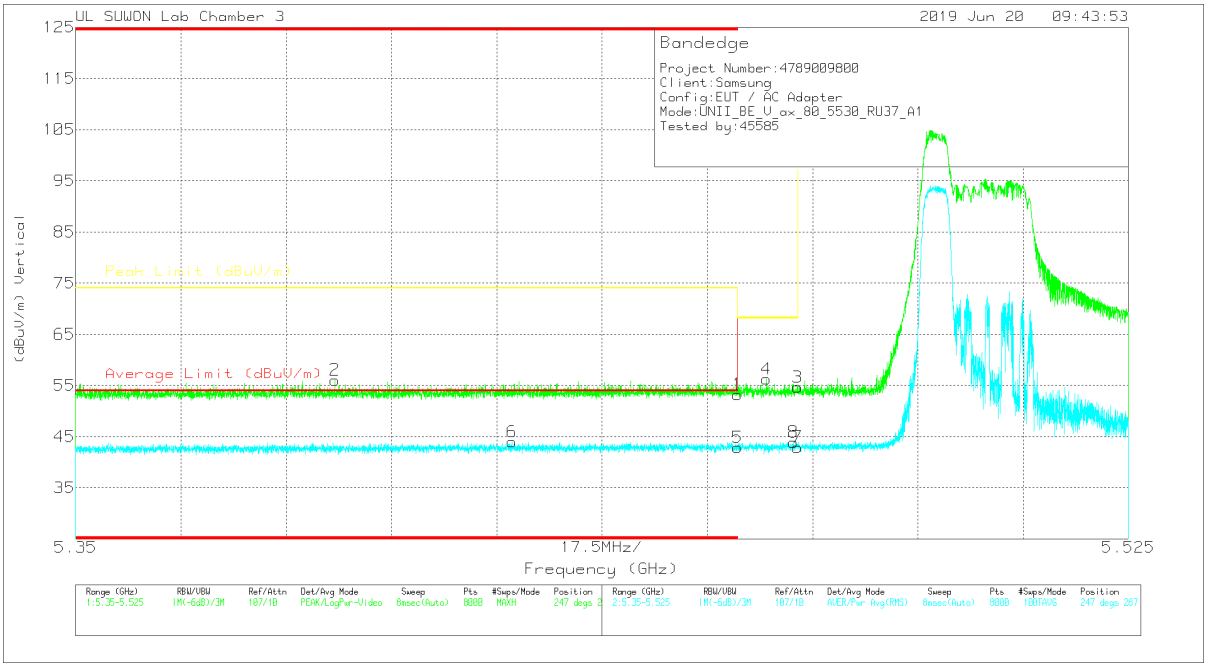

VERTICAL DATA

Trace Markers

Marker	Frequency (GHz)	Meter Reading (dBuV)	Det	3117_00205959	10dB[dB]	DC Corr (dB)	Corrected Reading (dBuV/m)	Average Limit (dBuV/m)	Margin (dB)	Peak Limit (dBuV/m)	PK Margin (dB)	Azimuth (Degs)	Height (cm)	Polarity
1	* 5.46	36.94	Pk	34.7	-18.4	0	53.24	-	-	74	-20.76	247	287	V
2	* 5.393	39.96	Pk	34.7	-18.6	0	56.06	-	-	74	-17.94	247	287	V
3	5.47	38.49	Pk	34.7	-18.5	0	54.69	-	-	68.2	-13.51	247	287	V
4	5.465	40.05	Pk	34.7	-18.5	0	56.25	-	-	68.2	-11.95	247	287	V
5	* 5.46	27.22	RMS	34.7	-19	0	42.92	54	-11.08	-	-	247	287	V
6	* 5.423	28.31	RMS	34.7	-19	0	44.01	54	-9.99	-	-	247	287	V
7	5.47	27.13	RMS	34.7	-18.9	0	42.93	-	-	-	-	247	287	V
8	5.469	28.11	RMS	34.7	-18.9	0	43.91	-	-	-	-	247	287	V

* - indicates frequency in CFR47 Pt 15 / IC RSS-Restricted Band
Pk - Peak detector
RMS - RMS detection

UL Korea, Ltd. Confidential
This report shall not be reproduced except in full, without the written approval of UL Korea, Ltd.

52T RU mode (ANT_2 / HE20 / RU offset 37)

HORIZONTAL PEAK AND AVERAGE PLOT

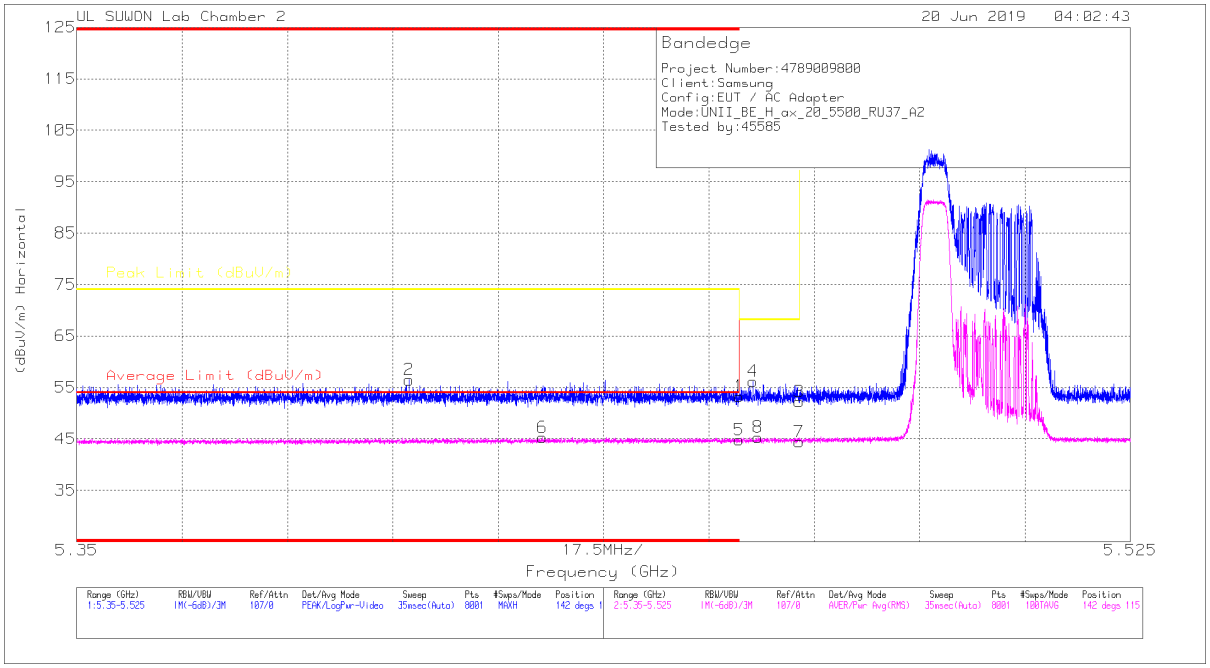

HORIZONTAL DATA

Trace Markers

Marker	Frequency (GHz)	Meter Reading (dBuV)	Det	3117_00168724	10dB[dB]	DC Corr (dB)	Corrected Reading (dBuV/m)	Average Limit (dBuV/m)	Margin (dB)	Peak Limit (dBuV/m)	PK Margin (dB)	Azimuth (Degs)	Height (cm)	Polarity
1	* 5.46	36.88	Pk	34.6	-18.2	0	53.28	-	-	74	-20.72	142	115	H
2	* 5.405	40.08	Pk	34.5	-18.1	0	56.48	-	-	74	-17.52	142	115	H
3	5.47	35.75	Pk	34.6	-18.1	0	52.25	-	-	68.2	-15.95	142	115	H
4	5.462	39.69	Pk	34.6	-18.1	0	56.19	-	-	68.2	-12.01	142	115	H
5	* 5.46	27.1	RMS	34.6	-16.9	0	44.8	54	-9.2	-	-	142	115	H
6	* 5.427	27.79	RMS	34.5	-17	0	45.29	54	-8.71	-	-	142	115	H
7	5.47	26.7	RMS	34.6	-16.9	0	44.4	-	-	-	-	142	115	H
8	5.463	27.61	RMS	34.6	-16.9	0	45.31	-	-	-	-	142	115	H

* - indicates frequency in CFR47 Pt 15 / IC RSS-Restricted Band
Pk - Peak detector
RMS - RMS detection

UL Korea, Ltd. Confidential
This report shall not be reproduced except in full, without the written approval of UL Korea, Ltd.

VERTICAL PEAK AND AVERAGE PLOT

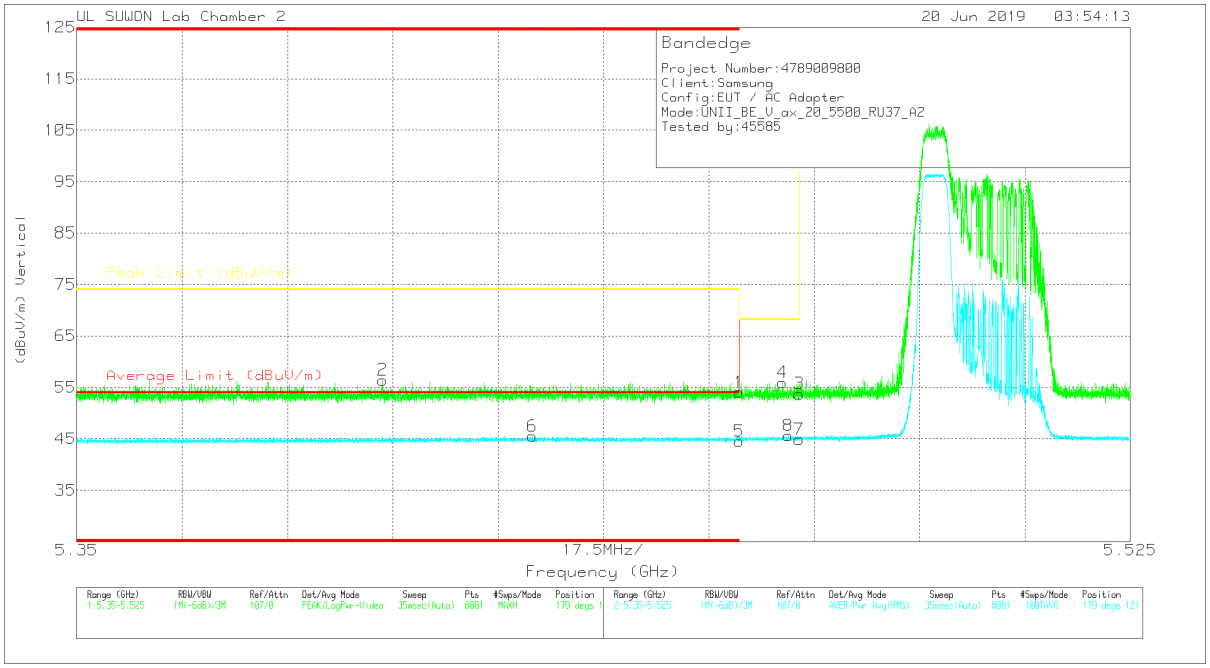

VERTICAL DATA

Trace Markers

Marker	Frequency (GHz)	Meter Reading (dBuV)	Det	3117_00168724	10dB[dB]	DC Corr (dB)	Corrected Reading (dBuV/m)	Average Limit (dBuV/m)	Margin (dB)	Peak Limit (dBuV/m)	PK Margin (dB)	Azimuth (Degs)	Height (cm)	Polarity
1	* 5.46	37.66	Pk	34.6	-18.2	0	54.06	-	-	74	-19.94	179	121	V
2	* 5.401	40.15	Pk	34.5	-18.2	0	56.45	-	-	74	-17.55	179	121	V
3	5.47	37.27	Pk	34.6	-18.1	0	53.77	-	-	68.2	-14.43	179	121	V
4	5.467	39.55	Pk	34.6	-18.2	0	55.95	-	-	68.2	-12.25	179	121	V
5	* 5.46	26.81	RMS	34.6	-16.9	0	44.51	54	-9.49	-	-	179	121	V
6	* 5.426	28.03	RMS	34.5	-17	0	45.53	54	-8.47	-	-	179	121	V
7	5.47	27.19	RMS	34.6	-16.9	0	44.89	-	-	-	-	179	121	V
8	5.468	27.95	RMS	34.6	-16.9	0	45.65	-	-	-	-	179	121	V

* - indicates frequency in CFR47 Pt 15 / IC RSS-Restricted Band
Pk - Peak detector
RMS - RMS detection

UL Korea, Ltd. Confidential
This report shall not be reproduced except in full, without the written approval of UL Korea, Ltd.

26T RU mode (ANT_1 / HE40 / RU offset 0)

HORIZONTAL PEAK AND AVERAGE PLOT

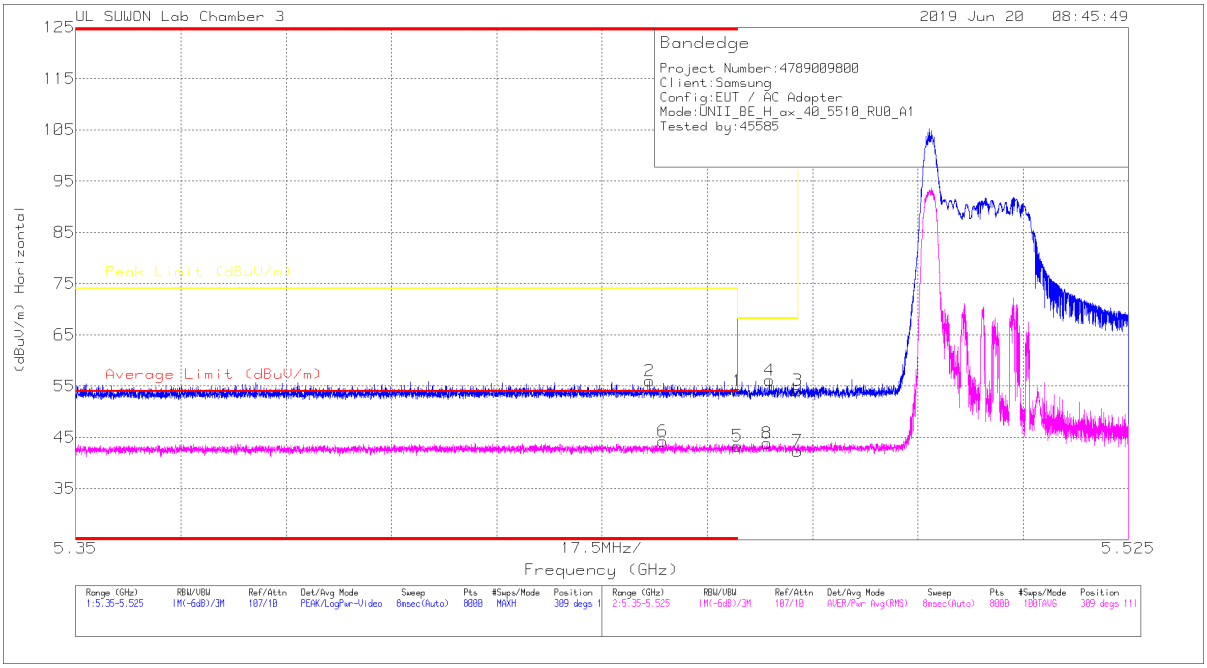

HORIZONTAL DATA

Trace Markers

Marker	Frequency (GHz)	Meter Reading (dBuV)	Det	3117_00205959	10dB[dB]	DC Corr (dB)	Corrected Reading (dBuV/m)	Average Limit (dBuV/m)	Margin (dB)	Peak Limit (dBuV/m)	PK Margin (dB)	Azimuth (Degs)	Height (cm)	Polarity
1	* 5.46	37.77	Pk	34.7	-18.4	0	54.07	-	-	74	-19.93	309	111	H
2	* 5.445	39.81	Pk	34.7	-18.5	0	56.01	-	-	74	-17.99	309	111	H
3	5.47	37.92	Pk	34.7	-18.5	0	54.12	-	-	68.2	-14.08	309	111	H
4	5.465	39.85	Pk	34.7	-18.4	0	56.15	-	-	68.2	-12.05	309	111	H
5	* 5.46	27.61	RMS	34.7	-19	0	43.31	54	-10.69	-	-	309	111	H
6	* 5.448	28.54	RMS	34.7	-19	0	44.24	54	-9.76	-	-	309	111	H
7	5.47	26.53	RMS	34.7	-18.9	0	42.33	-	-	-	-	309	111	H
8	5.465	28.04	RMS	34.7	-18.9	0	43.84	-	-	-	-	309	111	H

* - indicates frequency in CFR47 Pt 15 / IC RSS-Restricted Band
Pk - Peak detector
RMS - RMS detection

UL Korea, Ltd. Confidential
This report shall not be reproduced except in full, without the written approval of UL Korea, Ltd.

VERTICAL PEAK AND AVERAGE PLOT

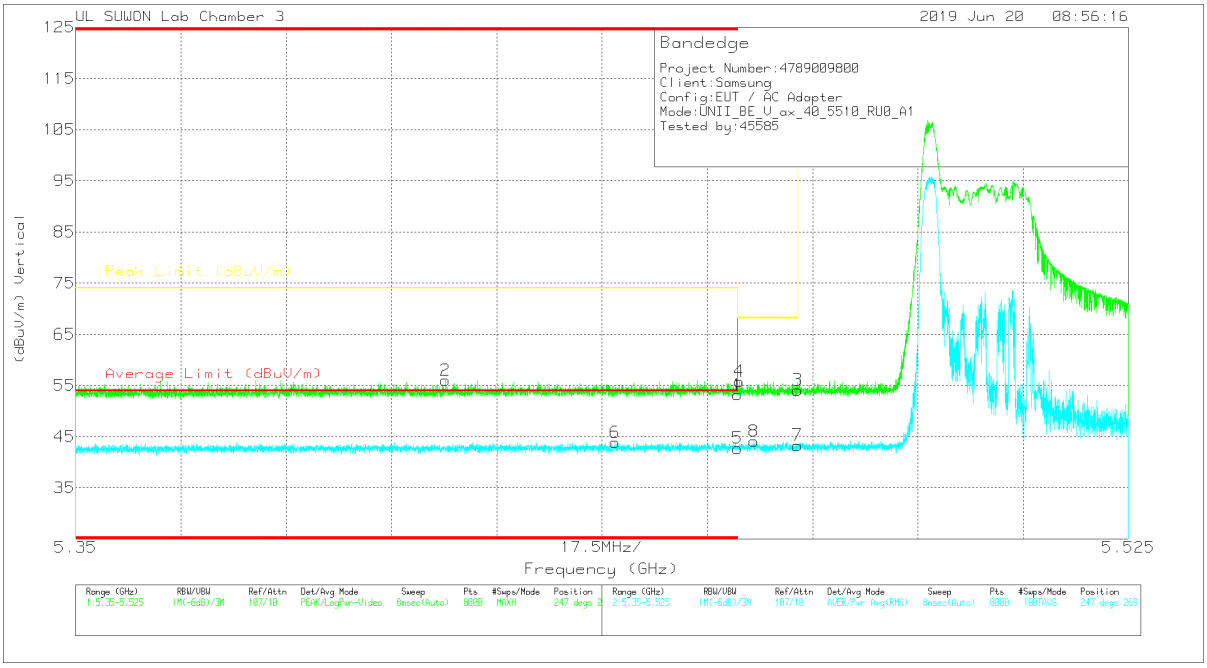

VERTICAL DATA

Trace Markers

Marker	Frequency (GHz)	Meter Reading (dBuV)	Det	3117_00205959	10dB[dB]	DC Corr (dB)	Corrected Reading (dBuV/m)	Average Limit (dBuV/m)	Margin (dB)	Peak Limit (dBuV/m)	PK Margin (dB)	Azimuth (Degs)	Height (cm)	Polarity
1	* 5.46	36.87	Pk	34.7	-18.4	0	53.17	-	-	74	-20.83	247	269	V
2	* 5.411	39.91	Pk	34.7	-18.6	0	56.01	-	-	74	-17.99	247	269	V
3	5.47	37.91	Pk	34.7	-18.5	0	54.11	-	-	68.2	-14.09	247	269	V
4	5.46	39.52	Pk	34.7	-18.4	0	55.82	-	-	68.2	-12.38	247	269	V
5	* 5.46	27.02	RMS	34.7	-19	0	42.72	54	-11.28	-	-	247	269	V
6	* 5.44	28.15	RMS	34.7	-19	0	43.85	54	-10.15	-	-	247	269	V
7	5.47	27.5	RMS	34.7	-18.9	0	43.3	-	-	-	-	247	269	V
8	5.463	28.34	RMS	34.7	-18.9	0	44.14	-	-	-	-	247	269	V

* - indicates frequency in CFR47 Pt 15 / IC RSS-Restricted Band
Pk - Peak detector
RMS - RMS detection

UL Korea, Ltd. Suwon Laboratory FORM ID: FCC_15E
218 Maeyeong-ro, Yeongtong-gu, Suwon-si, Gyeonggi-do, 16675 Korea TEL: (031) 337-9902,FAX: (031) 213-5433
UL Korea, Ltd. Confidential
This report shall not be reproduced except in full, without the written approval of UL Korea, Ltd.

26T RU mode (ANT_2 / HE40 / RU offset 0)

HORIZONTAL PEAK AND AVERAGE PLOT

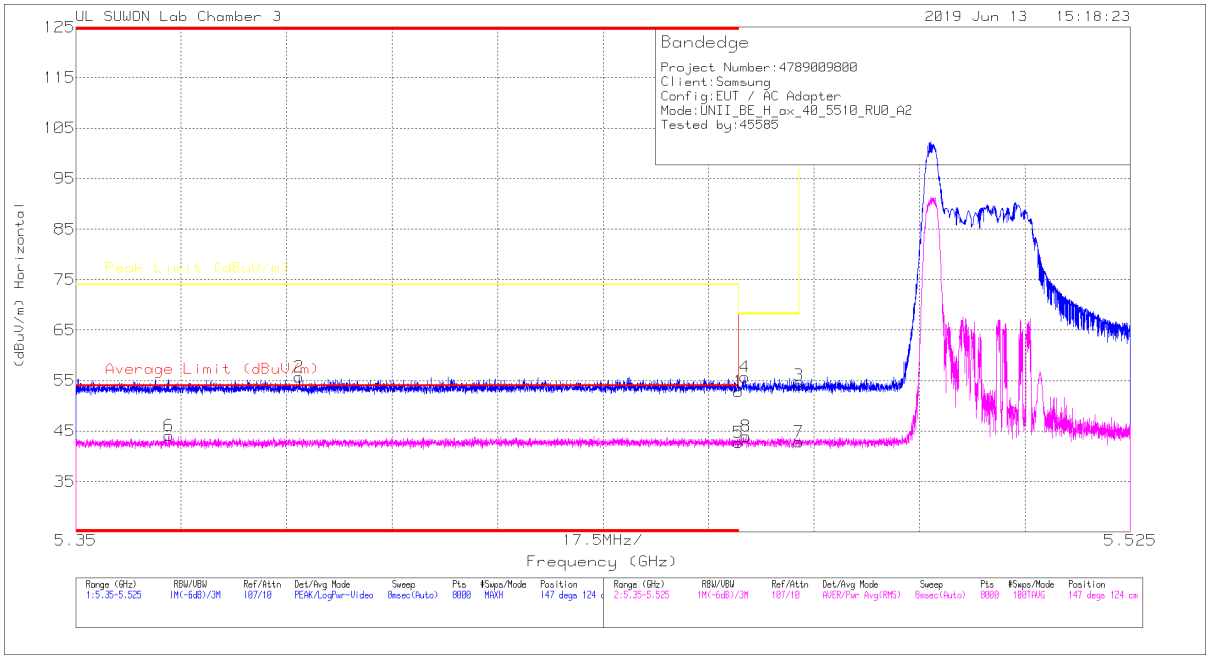

HORIZONTAL DATA

Trace Markers

Marker	Frequency (GHz)	Meter Reading (dBuV)	Det	3117_00205959	10dB[dB]	DC Corr (dB)	Corrected Reading (dBuV/m)	Average Limit (dBuV/m)	Margin (dB)	Peak Limit (dBuV/m)	PK Margin (dB)	Azimuth (Degs)	Height (cm)	Polarity
1	* 5.46	36.5	Pk	34.7	-18.4	0	52.8	-	-	74	-21.2	147	124	H
2	* 5.387	39.62	Pk	34.7	-18.6	0	55.72	-	-	74	-18.28	147	124	H
3	5.47	37.9	Pk	34.7	-18.5	0	54.1	-	-	68.2	-14.1	147	124	H
4	5.461	39.42	Pk	34.7	-18.4	0	55.72	-	-	68.2	-12.48	147	124	H
5	* 5.46	27.06	RMS	34.7	-19	0	42.76	54	-11.24	-	-	147	124	H
6	* 5.365	28.48	RMS	34.7	-19.1	0	44.08	54	-9.92	-	-	147	124	H
7	5.47	27.1	RMS	34.7	-18.9	0	42.9	-	-	-	-	147	124	H
8	5.461	28.27	RMS	34.7	-19	0	43.97	-	-	-	-	147	124	H

* - indicates frequency in CFR47 Pt 15 / IC RSS-Restricted Band
Pk - Peak detector
RMS - RMS detection

UL Korea, Ltd. Confidential
This report shall not be reproduced except in full, without the written approval of UL Korea, Ltd.

VERTICAL PEAK AND AVERAGE PLOT

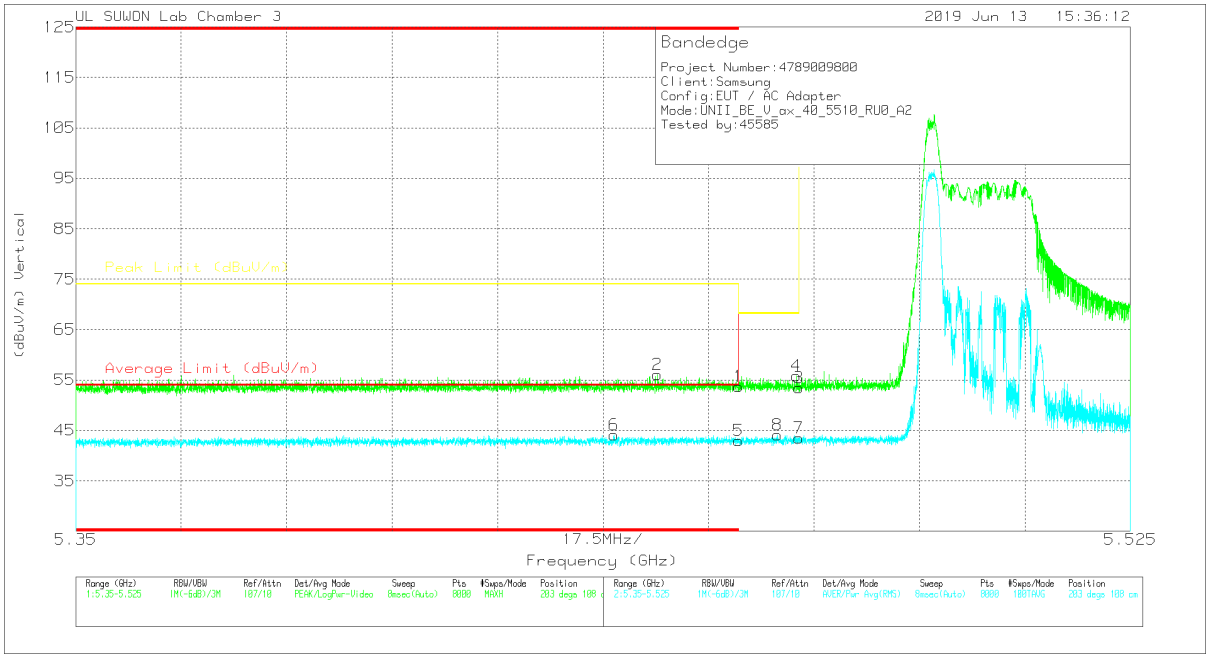

VERTICAL DATA

Trace Markers

Marker	Frequency (GHz)	Meter Reading (dBuV)	Det	3117_00205959	10dB[dB]	DC Corr (dB)	Corrected Reading (dBuV/m)	Average Limit (dBuV/m)	Margin (dB)	Peak Limit (dBuV/m)	PK Margin (dB)	Azimuth (Degs)	Height (cm)	Polarity
1	* 5.46	37.44	Pk	34.7	-18.4	0	53.74	-	-	74	-20.26	203	108	V
2	* 5.447	39.87	Pk	34.7	-18.5	0	56.07	-	-	74	-17.93	203	108	V
3	5.47	37.29	Pk	34.7	-18.5	0	53.49	-	-	68.2	-14.71	203	108	V
4	5.47	39.62	Pk	34.7	-18.5	0	55.82	-	-	68.2	-12.38	203	108	V
5	* 5.46	27.3	RMS	34.7	-19	0	43	54	-11	-	-	203	108	V
6	* 5.439	28.36	RMS	34.7	-19	0	44.06	54	-9.94	-	-	203	108	V
7	5.47	27.74	RMS	34.7	-18.9	0	43.54	-	-	-	-	203	108	V
8	5.466	28.31	RMS	34.7	-18.9	0	44.11	-	-	-	-	203	108	V

* - indicates frequency in CFR47 Pt 15 / IC RSS-Restricted Band
Pk - Peak detector
RMS - RMS detection

UL Korea, Ltd. Confidential
This report shall not be reproduced except in full, without the written approval of UL Korea, Ltd.

AUTHORIZED BANDEDGE (HIGH CHANNEL)

HE20 SU mode (ANT_1)

HORIZONTAL PEAK PLOT

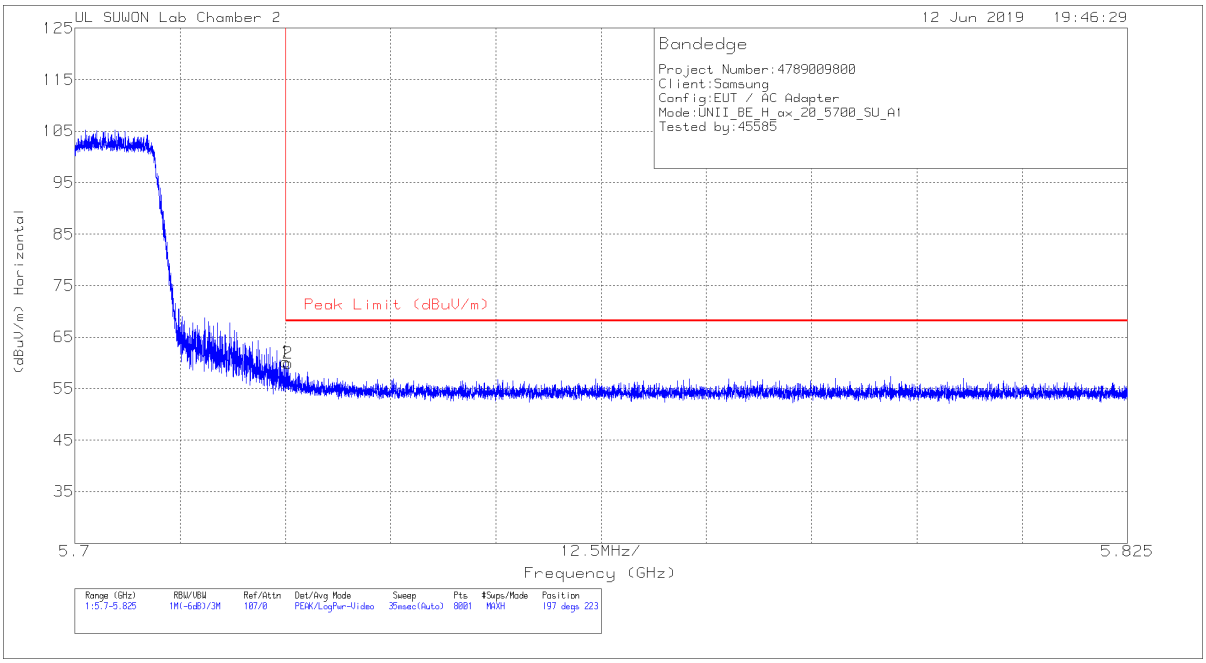

HORIZONTAL DATA

Trace Markers

Marker	Frequency (GHz)	Meter Reading (dBuV)	Det	3117_00168724	10dB[dB]	DC Corr (dB)	Corrected Reading (dBuV/m)	Peak Limit (dBuV/m)	PK Margin (dB)	Azimuth (Degs)	Height (cm)	Polarity
1	5.725	43.1	Pk	34.7	-17.6	0	60.2	68.2	-8	197	223	H
2	5.725	42.75	Pk	34.7	-17.5	0	59.95	68.2	-8.25	197	223	H

Pk - Peak detector

UL Korea, Ltd. Suwon Laboratory FORM ID: FCC_15E
218 Maeyeong-ro, Yeongtong-gu, Suwon-si, Gyeonggi-do, 16675 Korea TEL: (031) 337-9902,FAX: (031) 213-5433
UL Korea, Ltd. Confidential
This report shall not be reproduced except in full, without the written approval of UL Korea, Ltd.

VERTICAL PEAK PLOT

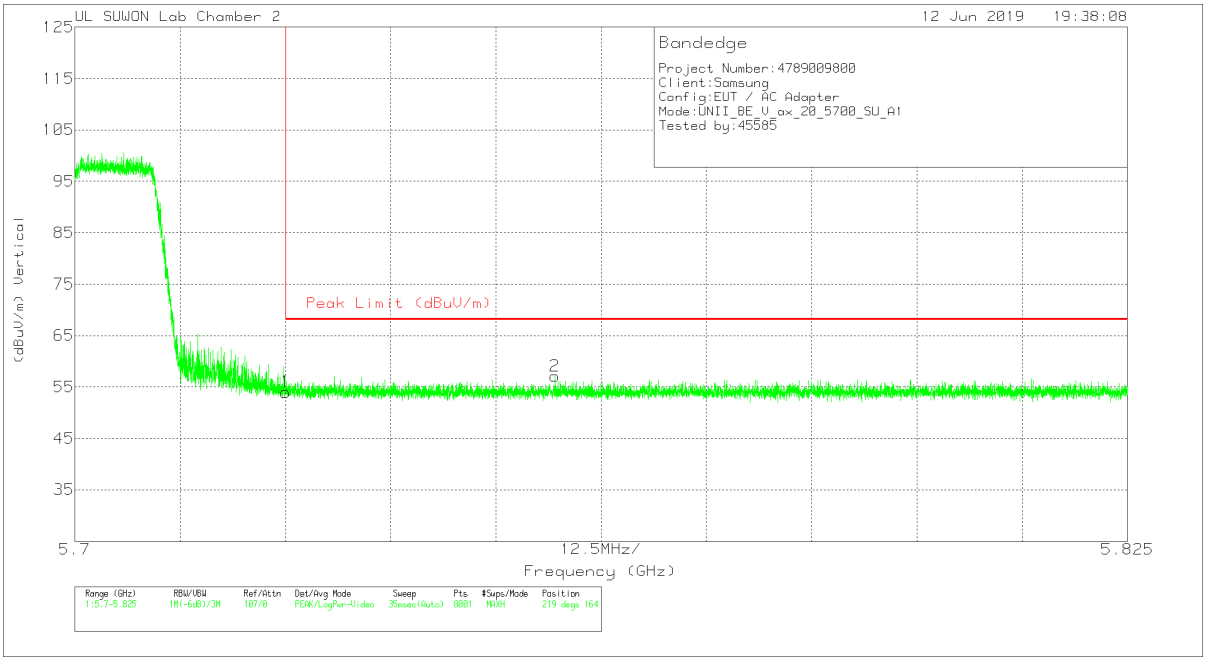

VERTICAL DATA

Trace Markers

Marker	Frequency (GHz)	Meter Reading (dBuV)	Det	3117_00168724	10dB[dB]	DC Corr (dB)	Corrected Reading (dBuV/m)	Peak Limit (dBuV/m)	PK Margin (dB)	Azimuth (Degs)	Height (cm)	Polarity
1	5.725	36.91	Pk	34.7	-17.6	0	54.01	68.2	-14.19	219	164	V
2	5.757	39.98	Pk	34.7	-17.5	0	57.18	68.2	-11.02	219	164	V

Pk - Peak detector

UL Korea, Ltd. Confidential
This report shall not be reproduced except in full, without the written approval of UL Korea, Ltd.

HE20 SU mode (ANT_2)

HORIZONTAL PEAK PLOT

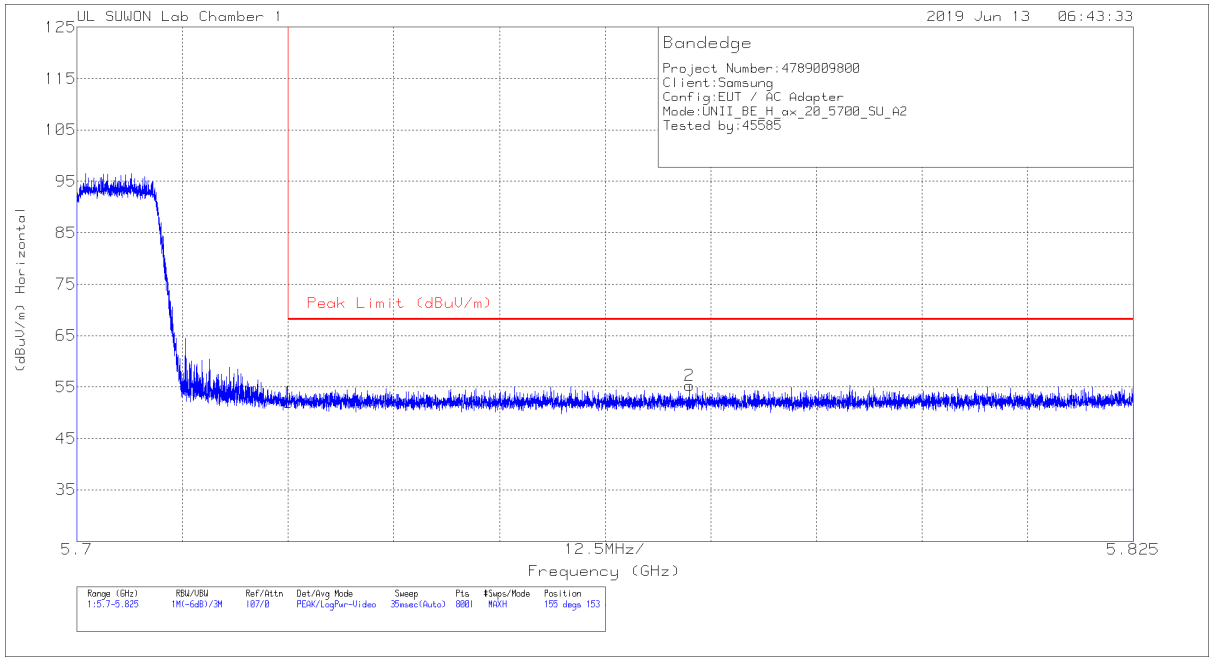

HORIZONTAL DATA

Trace Markers

Marker	Frequency (GHz)	Meter Reading (dBuV)	Det	3117_00168717	10dB[dB]	DC Corr (dB)	Corrected Reading (dBuV/m)	Peak Limit (dBuV/m)	PK Margin (dB)	Azimuth (Degs)	Height (cm)	Polarity
1	5.72502	38.27	Pk	34.8	-21.1	0	51.97	68.2	-16.23	155	153	H
2	5.77247	41.47	Pk	34.9	-21.1	0	55.27	68.2	-12.93	155	153	H

Pk - Peak detector

UL Korea, Ltd. Suwon Laboratory FORM ID: FCC_15E
218 Maeyeong-ro, Yeongtong-gu, Suwon-si, Gyeonggi-do, 16675 Korea TEL: (031) 337-9902,FAX: (031) 213-5433
UL Korea, Ltd. Confidential
This report shall not be reproduced except in full, without the written approval of UL Korea, Ltd.

VERTICAL PEAK PLOT

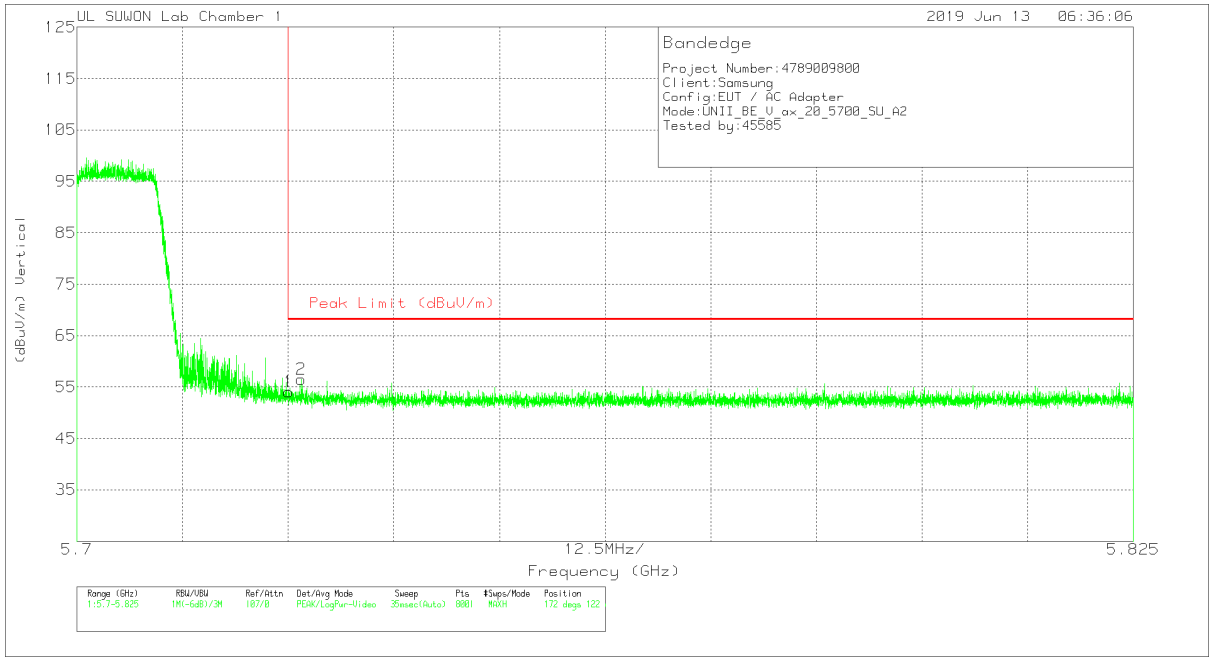

VERTICAL DATA

Trace Markers

Marker	Frequency (GHz)	Meter Reading (dBuV)	Det	3117_00168717	10dB[dB]	DC Corr (dB)	Corrected Reading (dBuV/m)	Peak Limit (dBuV/m)	PK Margin (dB)	Azimuth (Degs)	Height (cm)	Polarity
1	5.72502	40.4	Pk	34.8	-21.1	0	54.1	68.2	-14.1	172	122	V
2	5.72656	42.85	Pk	34.8	-21.1	0	56.55	68.2	-11.65	172	122	V

Pk - Peak detector

UL Korea, Ltd. Suwon Laboratory FORM ID: FCC_15E
218 Maeyeong-ro, Yeongtong-gu, Suwon-si, Gyeonggi-do, 16675 Korea TEL: (031) 337-9902,FAX: (031) 213-5433
UL Korea, Ltd. Confidential
This report shall not be reproduced except in full, without the written approval of UL Korea, Ltd.

HE40 SU mode (ANT_1)

HORIZONTAL PEAK PLOT

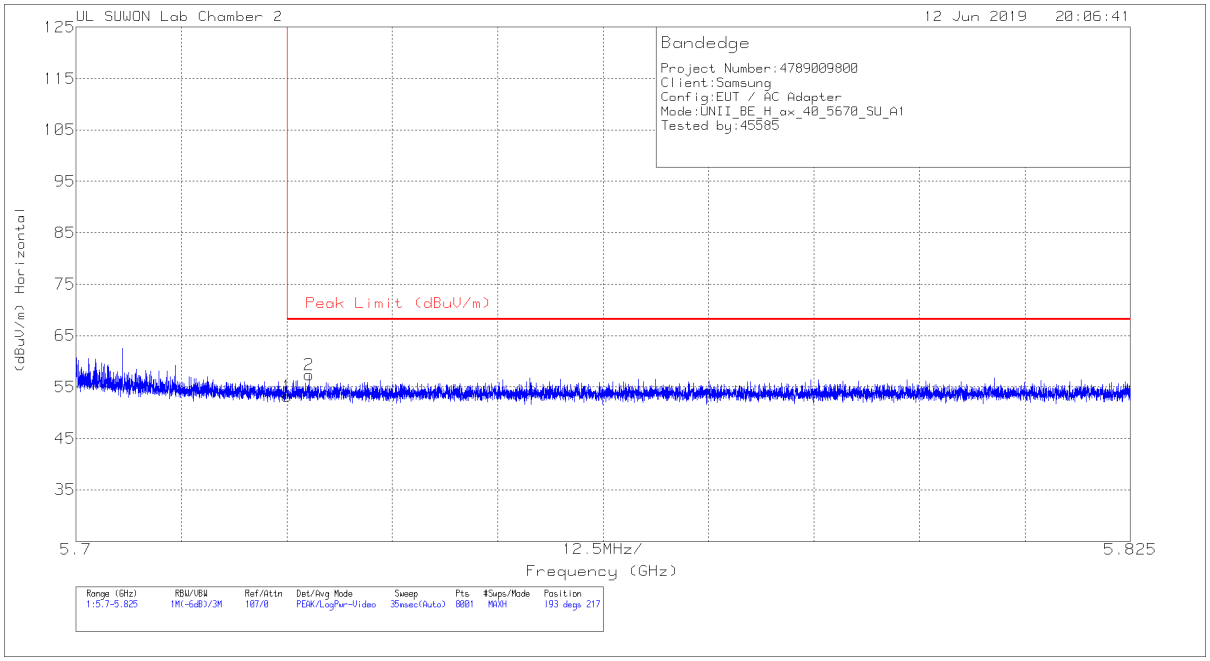

HORIZONTAL DATA

Trace Markers

Marker	Frequency (GHz)	Meter Reading (dBuV)	Det	3117_00168724	10dB[dB]	DC Corr (dB)	Corrected Reading (dBuV/m)	Peak Limit (dBuV/m)	PK Margin (dB)	Azimuth (Degs)	Height (cm)	Polarity
1	5.725	36.11	Pk	34.7	-17.6	0	53.21	68.2	-14.99	193	217	H
2	5.728	40.31	Pk	34.7	-17.6	0	57.41	68.2	-10.79	193	217	H

Pk - Peak detector

UL Korea, Ltd. Suwon Laboratory FORM ID: FCC_15E
218 Maeyeong-ro, Yeongtong-gu, Suwon-si, Gyeonggi-do, 16675 Korea TEL: (031) 337-9902,FAX: (031) 213-5433
UL Korea, Ltd. Confidential
This report shall not be reproduced except in full, without the written approval of UL Korea, Ltd.

VERTICAL PEAK PLOT

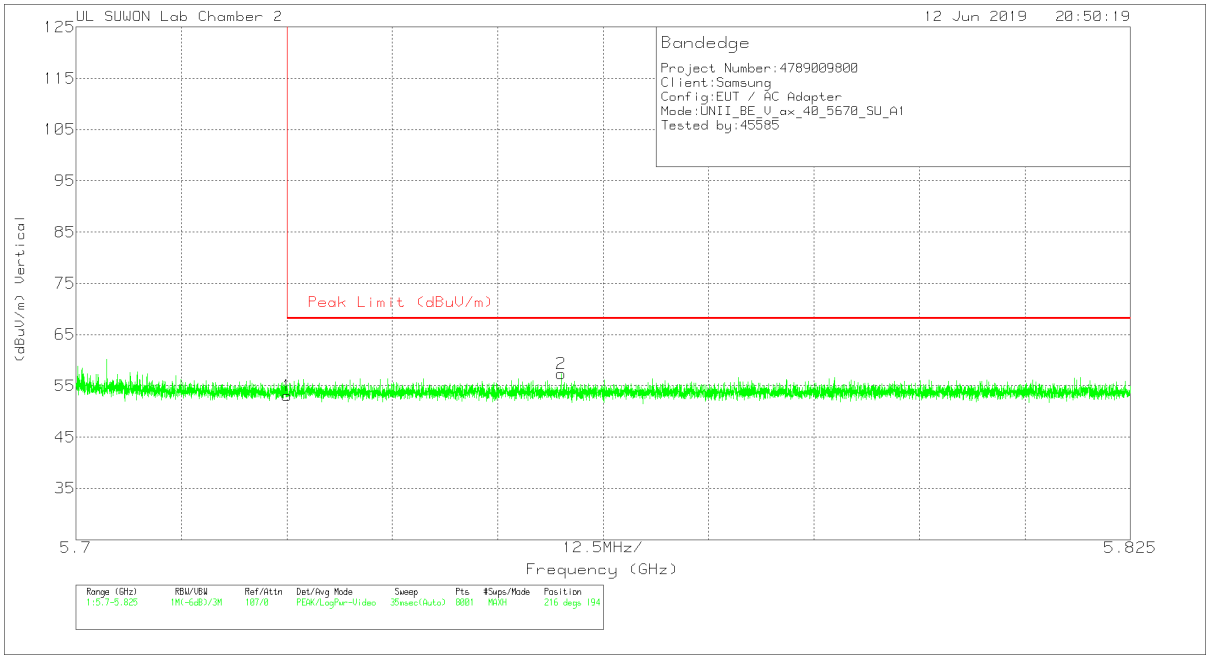

VERTICAL DATA

Trace Markers

Marker	Frequency (GHz)	Meter Reading (dBuV)	Det	3117_00168724	10dB[dB]	DC Corr (dB)	Corrected Reading (dBuV/m)	Peak Limit (dBuV/m)	PK Margin (dB)	Azimuth (Degs)	Height (cm)	Polarity
1	5.725	36.01	Pk	34.7	-17.6	0	53.11	68.2	-15.09	216	194	V
2	5.758	40.19	Pk	34.7	-17.5	0	57.39	68.2	-10.81	216	194	V

Pk - Peak detector

UL Korea, Ltd. Confidential
This report shall not be reproduced except in full, without the written approval of UL Korea, Ltd.

HE40 SU mode (ANT_2)

HORIZONTAL PEAK PLOT

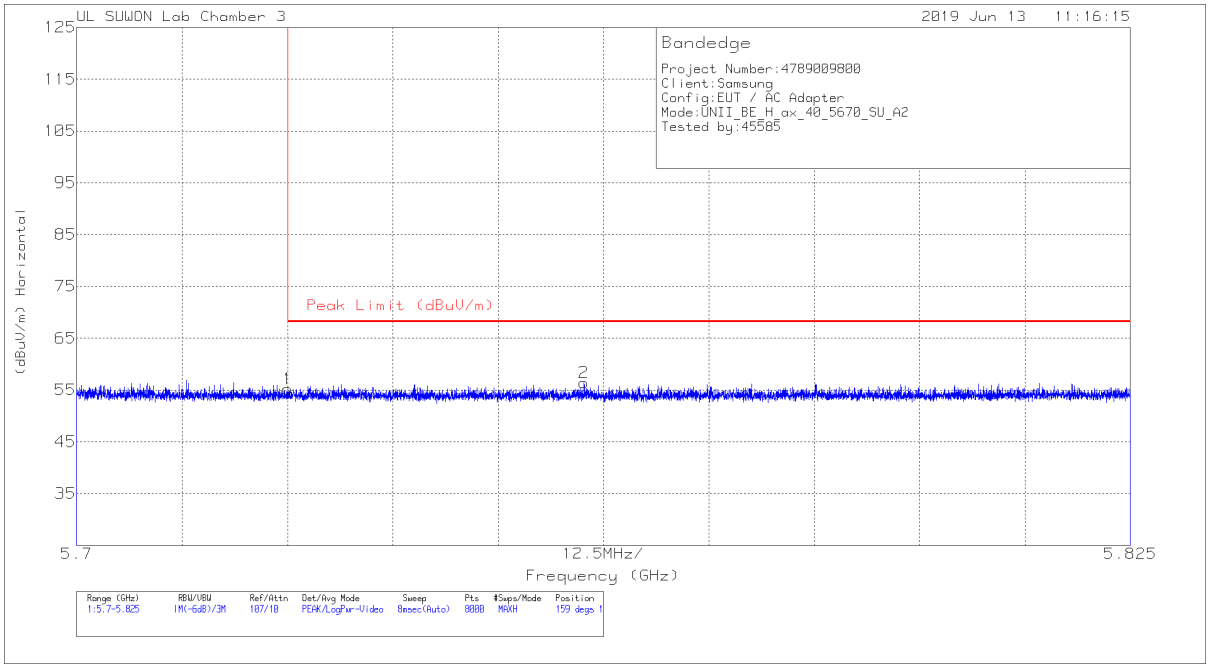

HORIZONTAL DATA

Trace Markers

Marker	Frequency (GHz)	Meter Reading (dBuV)	Det	3117_00205959	10dB[dB]	DC Corr (dB)	Corrected Reading (dBuV/m)	Peak Limit (dBuV/m)	PK Margin (dB)	Azimuth (Degs)	Height (cm)	Polarity
1	5.725	38.3	Pk	34.8	-17.9	0	55.2	68.2	-13	159	102	H
2	5.76	39.4	Pk	34.8	-17.8	0	56.4	68.2	-11.8	159	102	H

Pk - Peak detector

UL Korea, Ltd. Suwon Laboratory FORM ID: FCC_15E
218 Maeyeong-ro, Yeongtong-gu, Suwon-si, Gyeonggi-do, 16675 Korea TEL: (031) 337-9902,FAX: (031) 213-5433
UL Korea, Ltd. Confidential
This report shall not be reproduced except in full, without the written approval of UL Korea, Ltd.

VERTICAL PEAK PLOT

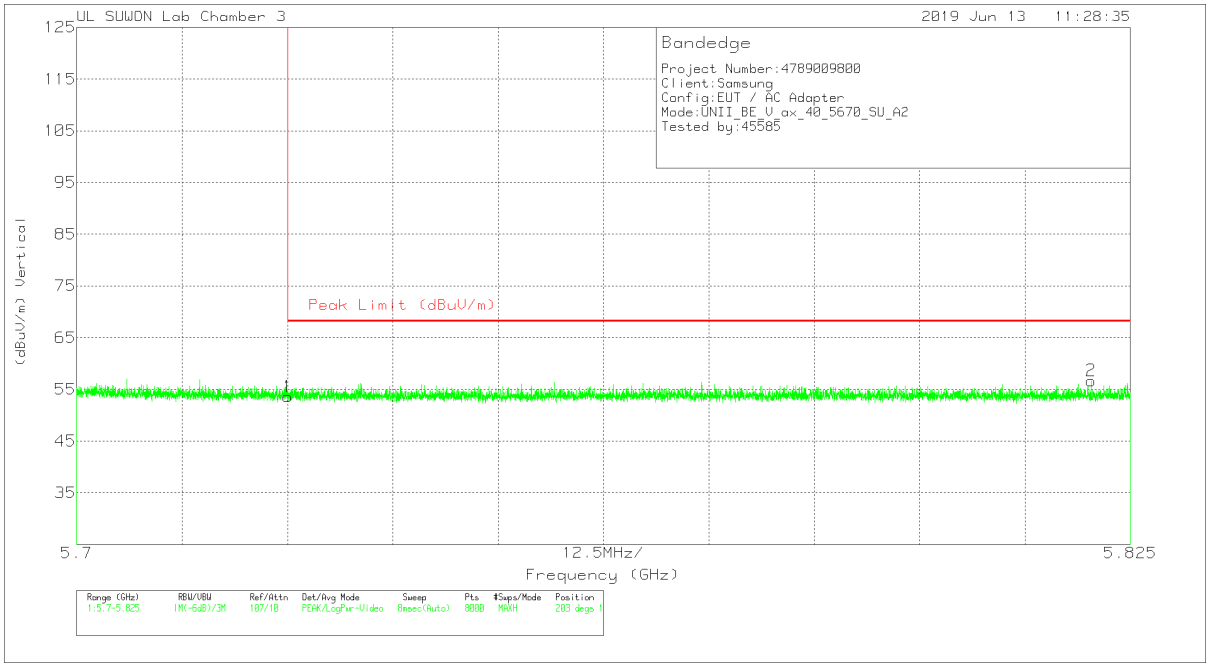

VERTICAL DATA

Trace Markers

Marker	Frequency (GHz)	Meter Reading (dBuV)	Det	3117_0020595 9	10dB[dB]	DC Corr (dB)	Corrected Reading (dBuV/m)	Peak Limit (dBuV/m)	PK Margin (dB)	Azimuth (Degs)	Height (cm)	Polarity
1	5.725	36.71	Pk	34.8	-17.9	0	53.61	68.2	-14.59	203	114	V
2	5.82	39.6	Pk	34.9	-17.8	0	56.7	68.2	-11.5	203	114	V

Pk - Peak detector

UL Korea, Ltd. Confidential
This report shall not be reproduced except in full, without the written approval of UL Korea, Ltd.

HE80 SU mode (ANT_1)

HORIZONTAL PEAK PLOT

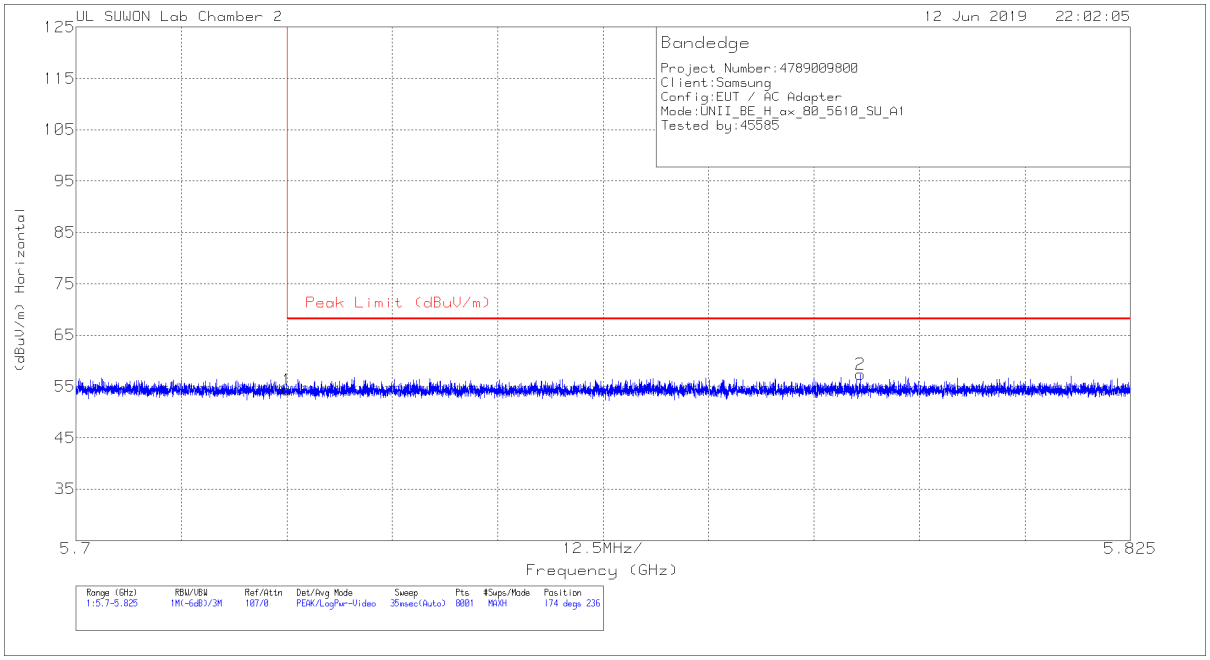

HORIZONTAL DATA

Trace Markers

Marker	Frequency (GHz)	Meter Reading (dBuV)	Det	3117_00168724	10dB[dB]	DC Corr (dB)	Corrected Reading (dBuV/m)	Peak Limit (dBuV/m)	PK Margin (dB)	Azimuth (Degs)	Height (cm)	Polarity
1	5.725	37.2	Pk	34.7	-17.6	0	54.3	68.2	-13.9	174	236	H
2	5.793	40.02	Pk	34.8	-17.5	0	57.32	68.2	-10.88	174	236	H

Pk - Peak detector

UL Korea, Ltd. Confidential
This report shall not be reproduced except in full, without the written approval of UL Korea, Ltd.

VERTICAL PEAK PLOT

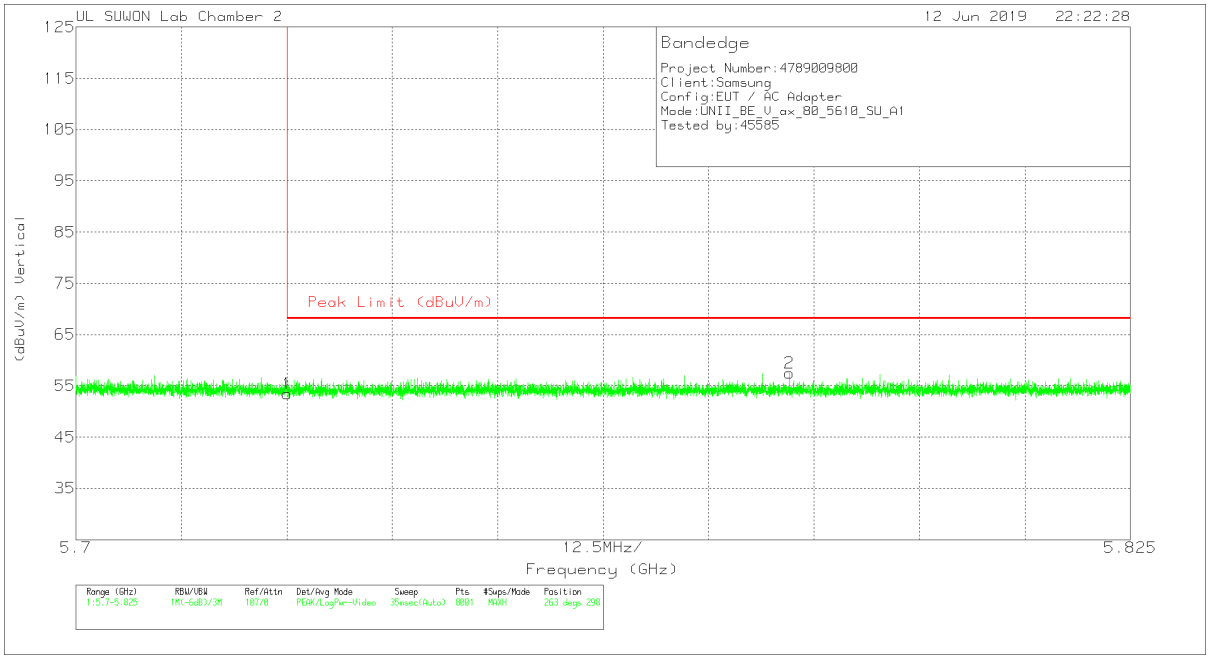

VERTICAL DATA

Trace Markers

Marker	Frequency (GHz)	Meter Reading (dBuV)	Det	3117_00168724	10dB[dB]	DC Corr (dB)	Corrected Reading (dBuV/m)	Peak Limit (dBuV/m)	PK Margin (dB)	Azimuth (Degs)	Height (cm)	Polarity
1	5.725	36.37	Pk	34.7	-17.6	0	53.47	68.2	-14.73	263	298	V
2	5.785	40.18	Pk	34.8	-17.5	0	57.48	68.2	-10.72	263	298	V

Pk - Peak detector

UL Korea, Ltd. Confidential
This report shall not be reproduced except in full, without the written approval of UL Korea, Ltd.

HE80 SU mode (ANT_2)

HORIZONTAL PEAK PLOT

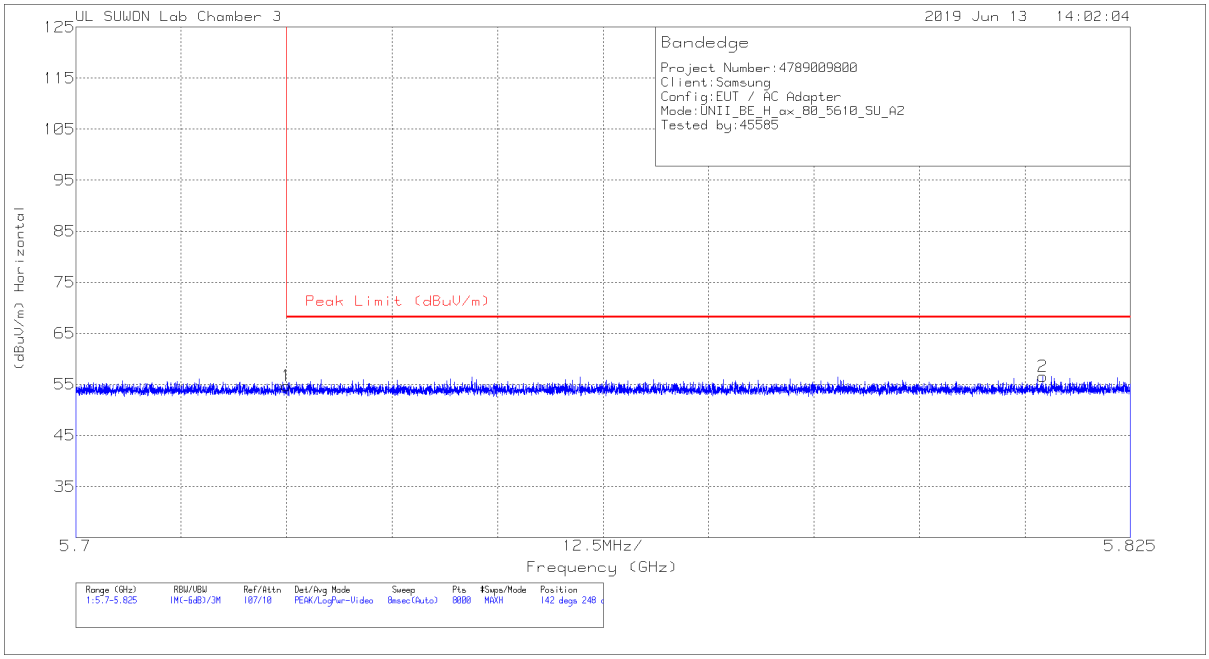

HORIZONTAL DATA

Trace Markers

Marker	Frequency (GHz)	Meter Reading (dBuV)	Det	3117_00205959	10dB[dB]	DC Corr (dB)	Corrected Reading (dBuV/m)	Peak Limit (dBuV/m)	PK Margin (dB)	Azimuth (Degs)	Height (cm)	Polarity
1	5.725	37.88	Pk	34.8	-17.9	0	54.78	68.2	-13.42	142	248	H
2	5.815	39.53	Pk	34.9	-17.8	0	56.63	68.2	-11.57	142	248	H

Pk - Peak detector

UL Korea, Ltd. Suwon Laboratory FORM ID: FCC_15E
218 Maeyeong-ro, Yeongtong-gu, Suwon-si, Gyeonggi-do, 16675 Korea TEL: (031) 337-9902,FAX: (031) 213-5433
UL Korea, Ltd. Confidential
This report shall not be reproduced except in full, without the written approval of UL Korea, Ltd.

VERTICAL PEAK PLOT

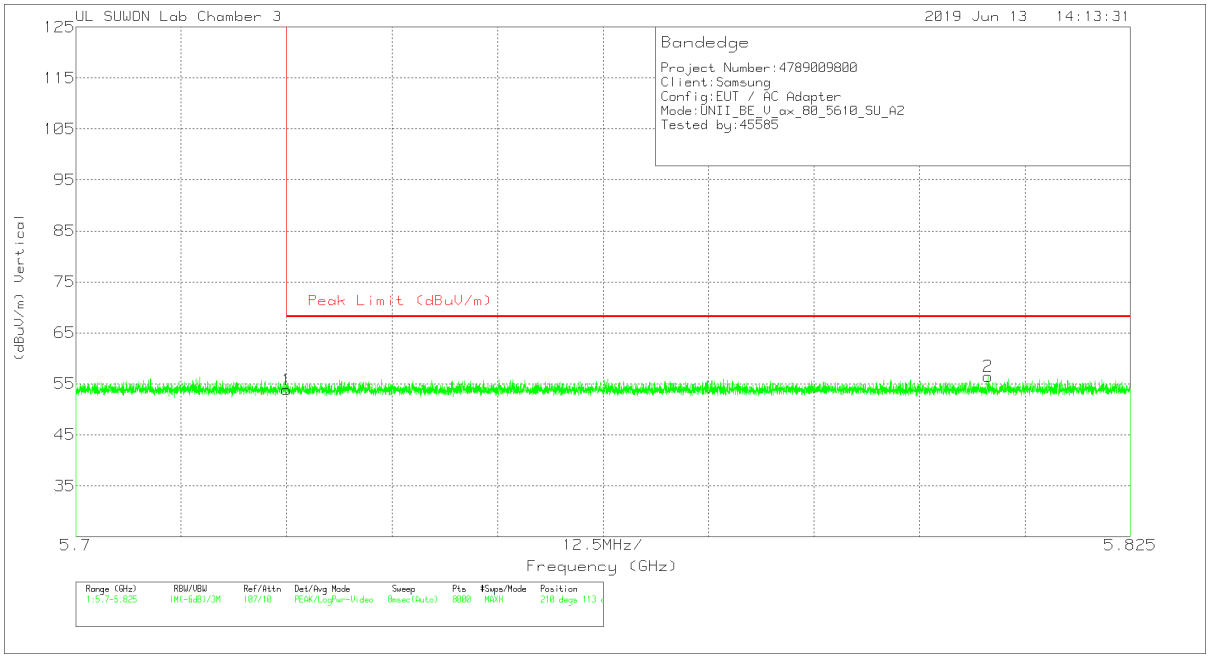

VERTICAL DATA

Trace Markers

Marker	Frequency (GHz)	Meter Reading (dBuV)	Det	3117_00205959	10dB[dB]	DC Corr (dB)	Corrected Reading (dBuV/m)	Peak Limit (dBuV/m)	PK Margin (dB)	Azimuth (Degs)	Height (cm)	Polarity
1	5.725	36.91	Pk	34.8	-17.9	0	53.81	68.2	-14.39	210	113	V
2	5.808	39.37	Pk	34.9	-17.8	0	56.47	68.2	-11.73	210	113	V

Pk - Peak detector

UL Korea, Ltd. Confidential
This report shall not be reproduced except in full, without the written approval of UL Korea, Ltd.

484T RU mode (ANT_1 / HE80 / RU offset 66)

HORIZONTAL PEAK PLOT

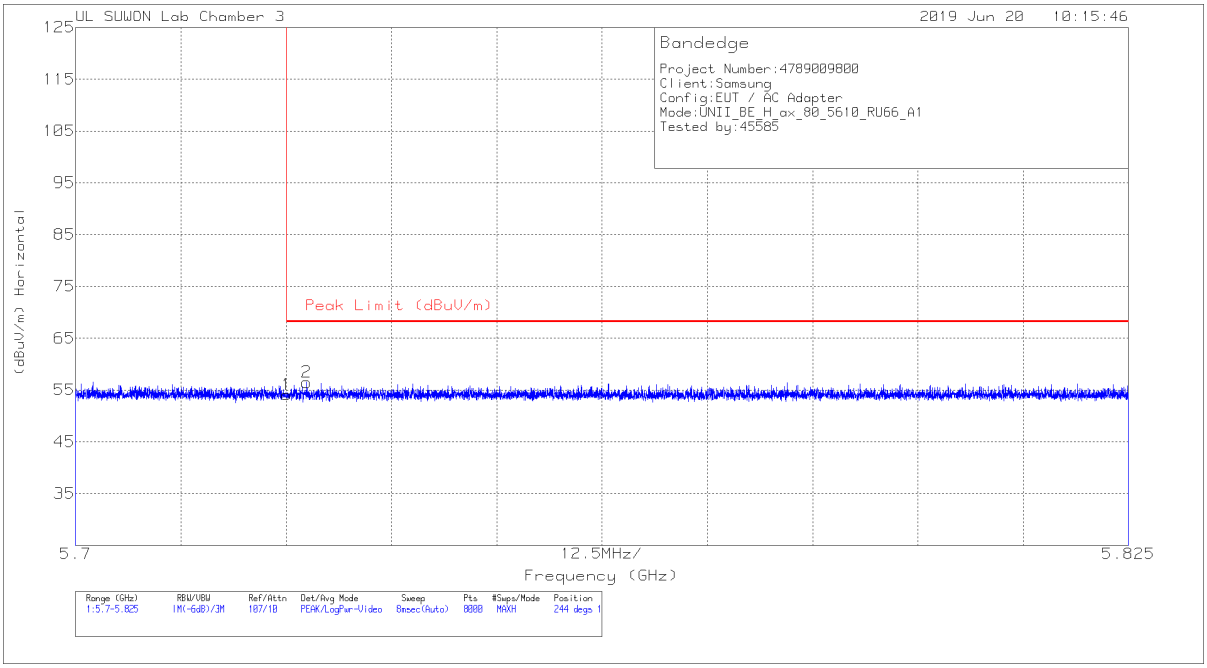

HORIZONTAL DATA

Trace Markers

Marker	Frequency (GHz)	Meter Reading (dBuV)	Det	3117_00205959	10dB[dB]	DC Corr (dB)	Corrected Reading (dBuV/m)	Peak Limit (dBuV/m)	PK Margin (dB)	Azimuth (Degs)	Height (cm)	Polarity
1	5.725	37.22	Pk	34.8	-17.9	0	54.12	68.2	-14.08	244	100	H
2	5.727	39.68	Pk	34.8	-18	0	56.48	68.2	-11.72	244	100	H

Pk - Peak detector

UL Korea, Ltd. Suwon Laboratory FORM ID: FCC_15E
218 Maeyeong-ro, Yeongtong-gu, Suwon-si, Gyeonggi-do, 16675 Korea TEL: (031) 337-9902,FAX: (031) 213-5433
UL Korea, Ltd. Confidential
This report shall not be reproduced except in full, without the written approval of UL Korea, Ltd.

VERTICAL PEAK PLOT

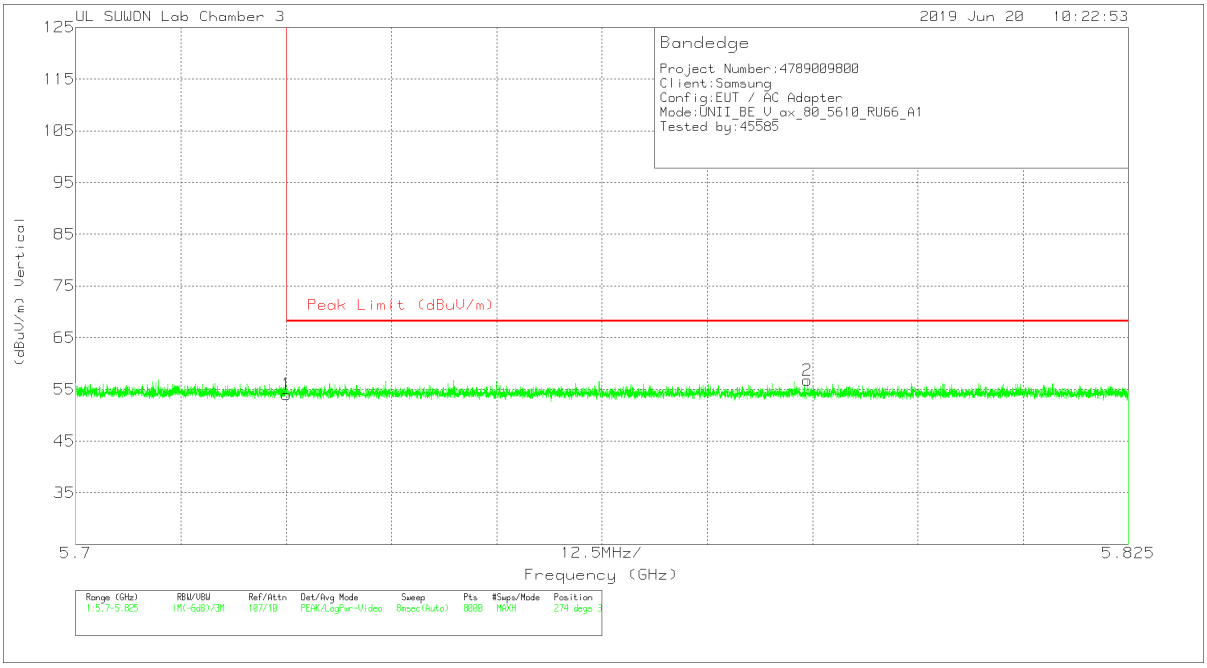

VERTICAL DATA

Trace Markers

Marker	Frequency (GHz)	Meter Reading (dBuV)	Det	3117_00205959	10dB[dB]	DC Corr (dB)	Corrected Reading (dBuV/m)	Peak Limit (dBuV/m)	PK Margin (dB)	Azimuth (Degs)	Height (cm)	Polarity
1	5.725	37.11	Pk	34.8	-17.9	0	54.01	68.2	-14.19	274	301	V
2	5.787	39.69	Pk	34.9	-17.8	0	56.79	68.2	-11.41	274	301	V

Pk - Peak detector

UL Korea, Ltd. Confidential
This report shall not be reproduced except in full, without the written approval of UL Korea, Ltd.

484T RU mode (ANT_2 / HE80 / RU offset 66)

HORIZONTAL PEAK PLOT

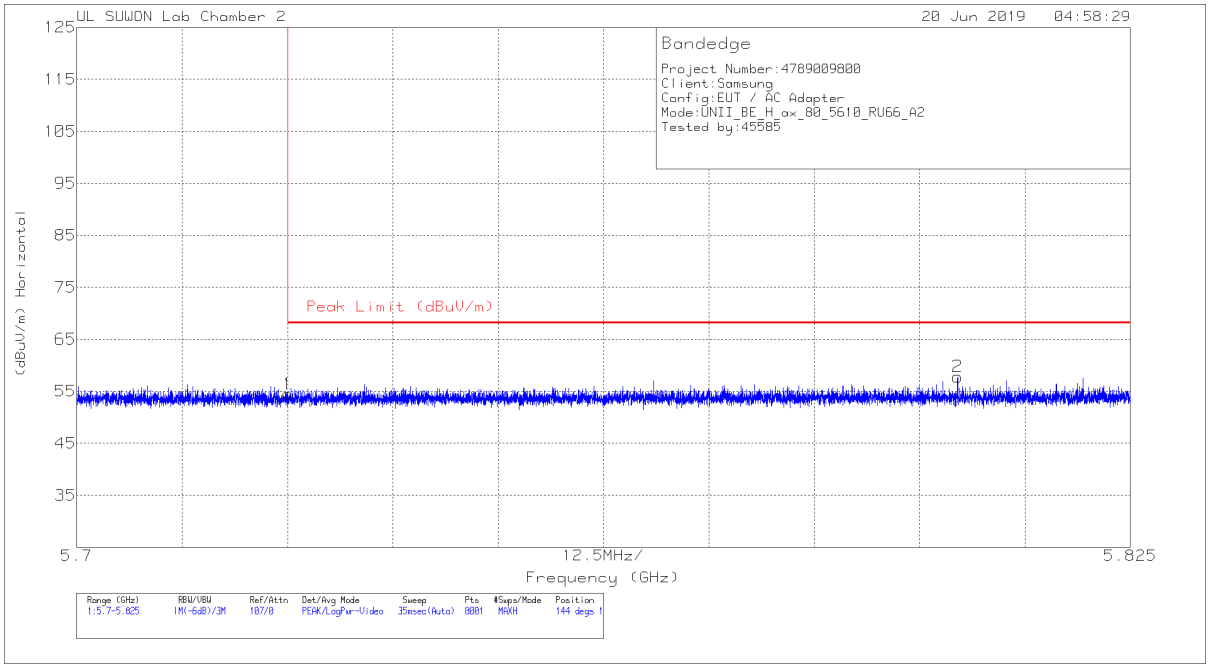

HORIZONTAL DATA

Trace Markers

Marker	Frequency (GHz)	Meter Reading (dBuV)	Det	3117_00168724	10dB[dB]	DC Corr (dB)	Corrected Reading (dBuV/m)	Peak Limit (dBuV/m)	PK Margin (dB)	Azimuth (Degs)	Height (cm)	Polarity
1	5.725	37.37	Pk	34.7	-17.6	0	54.47	68.2	-13.73	144	171	H
2	5.805	40.51	Pk	34.8	-17.5	0	57.81	68.2	-10.39	144	171	H

Pk - Peak detector

UL Korea, Ltd. Suwon Laboratory FORM ID: FCC_15E
218 Maeyeong-ro, Yeongtong-gu, Suwon-si, Gyeonggi-do, 16675 Korea TEL: (031) 337-9902,FAX: (031) 213-5433
UL Korea, Ltd. Confidential
This report shall not be reproduced except in full, without the written approval of UL Korea, Ltd.

VERTICAL PEAK PLOT

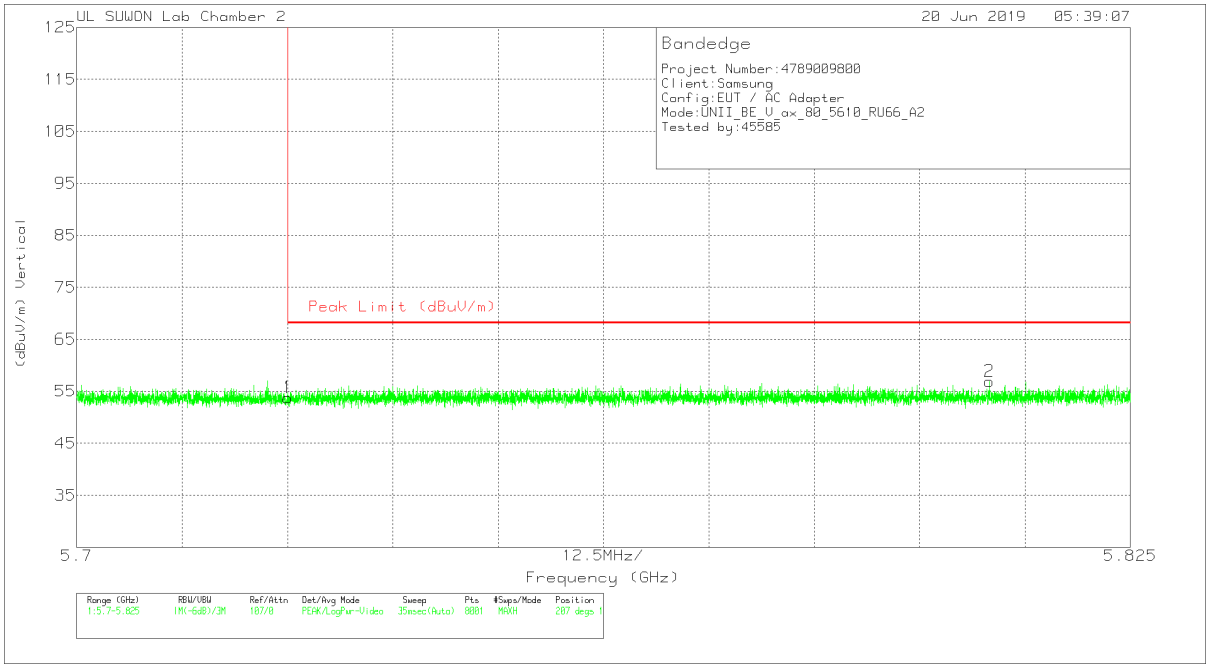

VERTICAL DATA

Trace Markers

Marker	Frequency (GHz)	Meter Reading (dBuV)	Det	3117_00168724	10dB[dB]	DC Corr (dB)	Corrected Reading (dBuV/m)	Peak Limit (dBuV/m)	PK Margin (dB)	Azimuth (Degs)	Height (cm)	Polarity
1	5.725	36.69	Pk	34.7	-17.6	0	53.79	68.2	-14.41	207	186	V
2	5.808	39.63	Pk	34.8	-17.5	0	56.93	68.2	-11.27	207	186	V

Pk - Peak detector

UL Korea, Ltd. Confidential
This report shall not be reproduced except in full, without the written approval of UL Korea, Ltd.

242T RU mode (ANT_1 / HE40 / RU offset 62)

HORIZONTAL PEAK PLOT

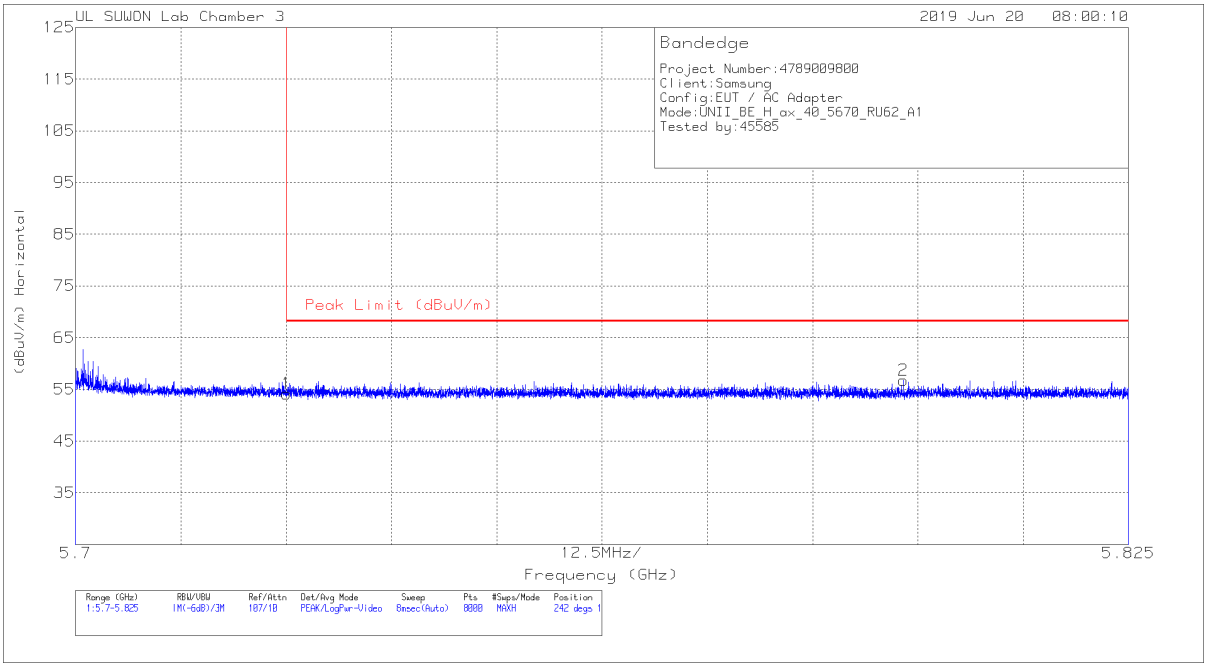

HORIZONTAL DATA

Trace Markers

Marker	Frequency (GHz)	Meter Reading (dBuV)	Det	3117_00205959	10dB[dB]	DC Corr (dB)	Corrected Reading (dBuV/m)	Peak Limit (dBuV/m)	PK Margin (dB)	Azimuth (Degs)	Height (cm)	Polarity
1	5.725	37.28	Pk	34.8	-17.9	0	54.18	68.2	-14.02	242	101	H
2	5.798	39.68	Pk	34.9	-17.8	0	56.78	68.2	-11.42	242	101	H

Pk - Peak detector

UL Korea, Ltd. Suwon Laboratory FORM ID: FCC_15E
218 Maeyeong-ro, Yeongtong-gu, Suwon-si, Gyeonggi-do, 16675 Korea TEL: (031) 337-9902,FAX: (031) 213-5433
UL Korea, Ltd. Confidential
This report shall not be reproduced except in full, without the written approval of UL Korea, Ltd.

VERTICAL PEAK PLOT

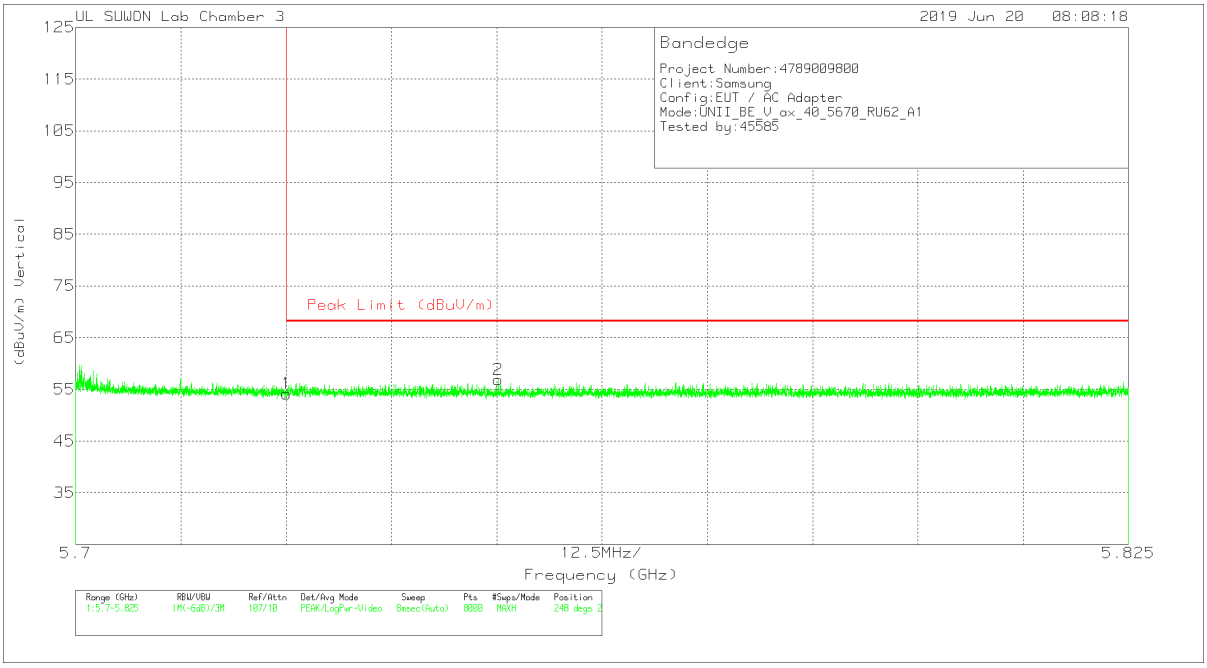

VERTICAL DATA

Trace Markers

Marker	Frequency (GHz)	Meter Reading (dBuV)	Det	3117_0020595 9	10dB[dB]	DC Corr (dB)	Corrected Reading (dBuV/m)	Peak Limit (dBuV/m)	PK Margin (dB)	Azimuth (Degs)	Height (cm)	Polarity
1	5.725	37.28	Pk	34.8	-17.9	0	54.18	68.2	-14.02	248	258	V
2	5.75	39.98	Pk	34.8	-17.9	0	56.88	68.2	-11.32	248	258	V

Pk - Peak detector

UL Korea, Ltd. Suwon Laboratory FORM ID: FCC_15E
218 Maeyeong-ro, Yeongtong-gu, Suwon-si, Gyeonggi-do, 16675 Korea TEL: (031) 337-9902,FAX: (031) 213-5433
UL Korea, Ltd. Confidential
This report shall not be reproduced except in full, without the written approval of UL Korea, Ltd.

242T RU mode (ANT_2 / HE40 / RU offset 62)

HORIZONTAL PEAK PLOT

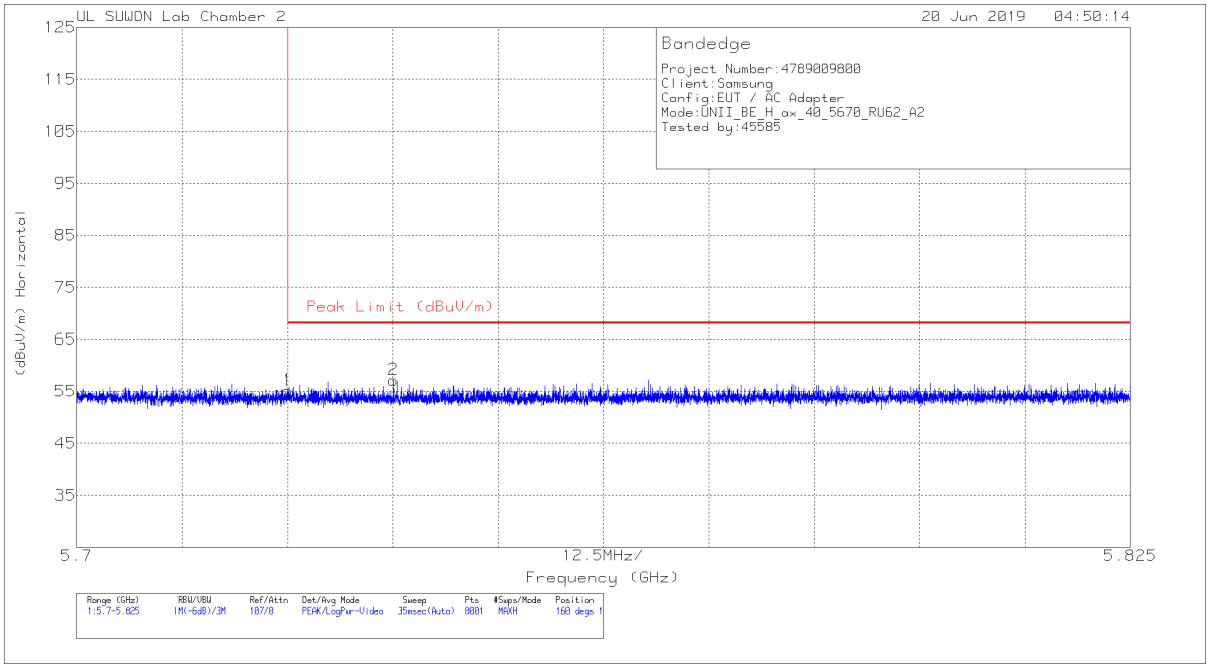

HORIZONTAL DATA

Trace Markers

Marker	Frequency (GHz)	Meter Reading (dBuV)	Det	3117_00168724	10dB[dB]	DC Corr (dB)	Corrected Reading (dBuV/m)	Peak Limit (dBuV/m)	PK Margin (dB)	Azimuth (Degs)	Height (cm)	Polarity
1	5.725	38.03	Pk	34.7	-17.6	0	55.13	68.2	-13.07	160	145	H
2	5.738	40.1	Pk	34.7	-17.6	0	57.2	68.2	-11	160	145	H

Pk - Peak detector

UL Korea, Ltd. Confidential
This report shall not be reproduced except in full, without the written approval of UL Korea, Ltd.

VERTICAL PEAK PLOT

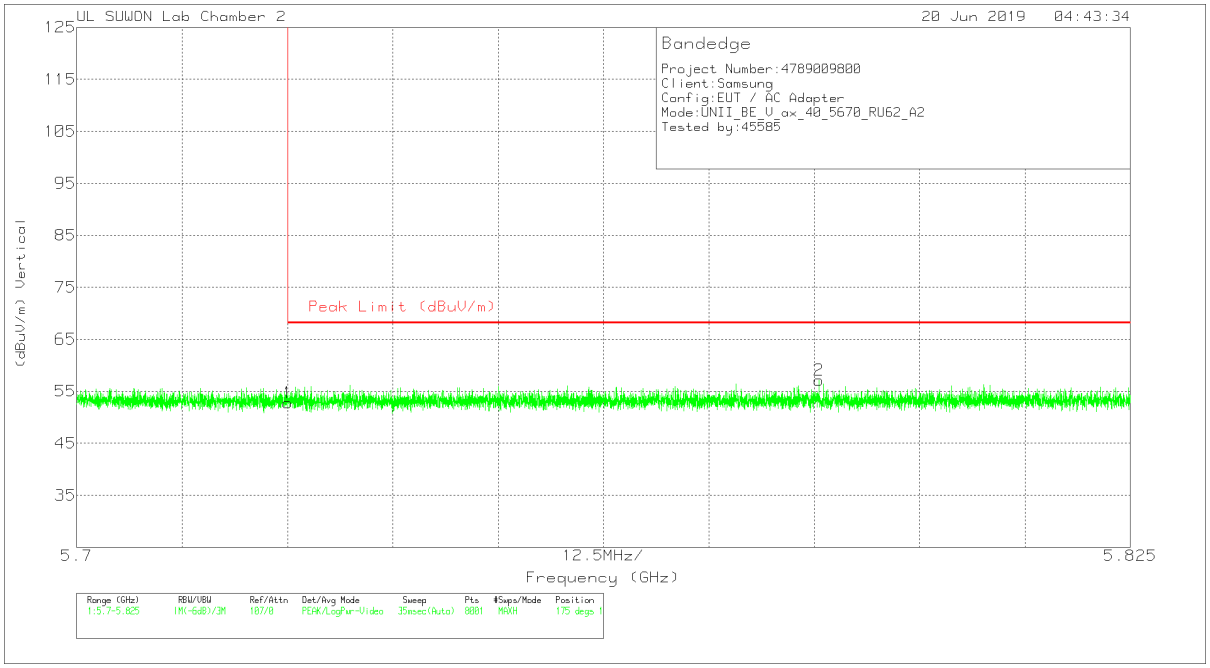

VERTICAL DATA

Trace Markers

Marker	Frequency (GHz)	Meter Reading (dBuV)	Det	3117_00168724	10dB[dB]	DC Corr (dB)	Corrected Reading (dBuV/m)	Peak Limit (dBuV/m)	PK Margin (dB)	Azimuth (Degs)	Height (cm)	Polarity
1	5.725	35.65	Pk	34.7	-17.6	0	52.75	68.2	-15.45	175	107	V
2	5.788	39.84	Pk	34.8	-17.5	0	57.14	68.2	-11.06	175	107	V

Pk - Peak detector

UL Korea, Ltd. Confidential
This report shall not be reproduced except in full, without the written approval of UL Korea, Ltd.

106T RU mode (ANT_1 / HE40 / RU offset 56)

HORIZONTAL PEAK PLOT

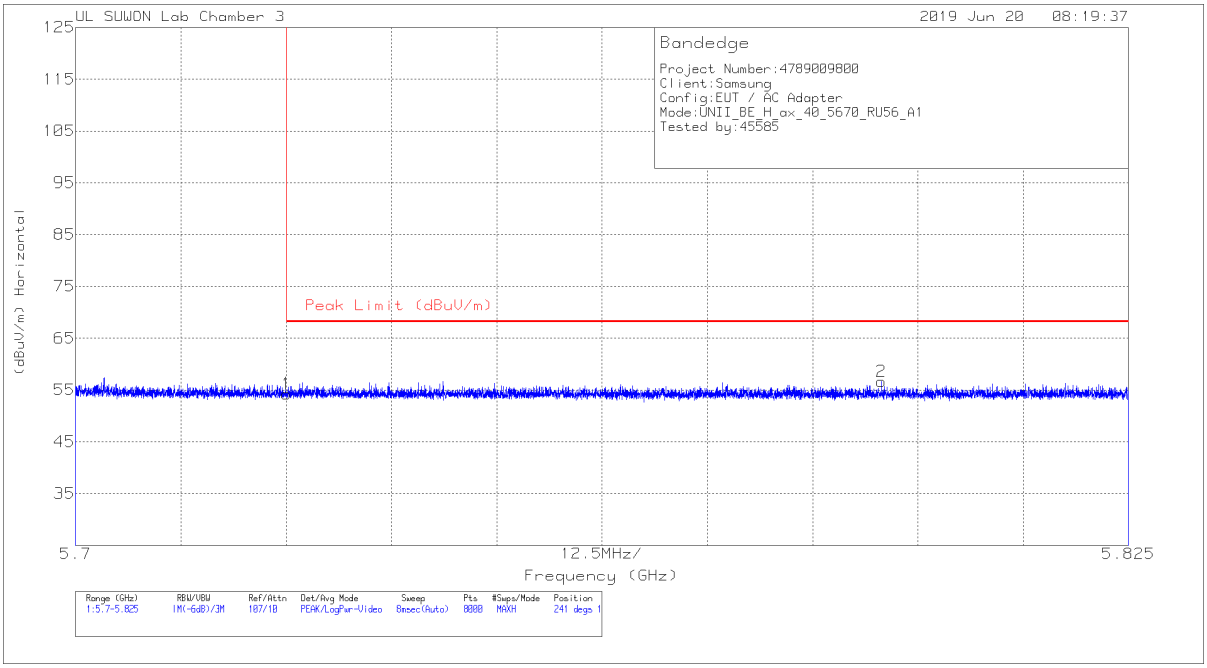

HORIZONTAL DATA

Trace Markers

Marker	Frequency (GHz)	Meter Reading (dBuV)	Det	3117_00205959	10dB[dB]	DC Corr (dB)	Corrected Reading (dBuV/m)	Peak Limit (dBuV/m)	PK Margin (dB)	Azimuth (Degs)	Height (cm)	Polarity
1	5.725	37.35	Pk	34.8	-17.9	0	54.25	68.2	-13.95	241	101	H
2	5.796	39.54	Pk	34.9	-17.8	0	56.64	68.2	-11.56	241	101	H

Pk - Peak detector

UL Korea, Ltd. Suwon Laboratory FORM ID: FCC_15E
218 Maeyeong-ro, Yeongtong-gu, Suwon-si, Gyeonggi-do, 16675 Korea TEL: (031) 337-9902,FAX: (031) 213-5433
UL Korea, Ltd. Confidential
This report shall not be reproduced except in full, without the written approval of UL Korea, Ltd.

VERTICAL PEAK PLOT

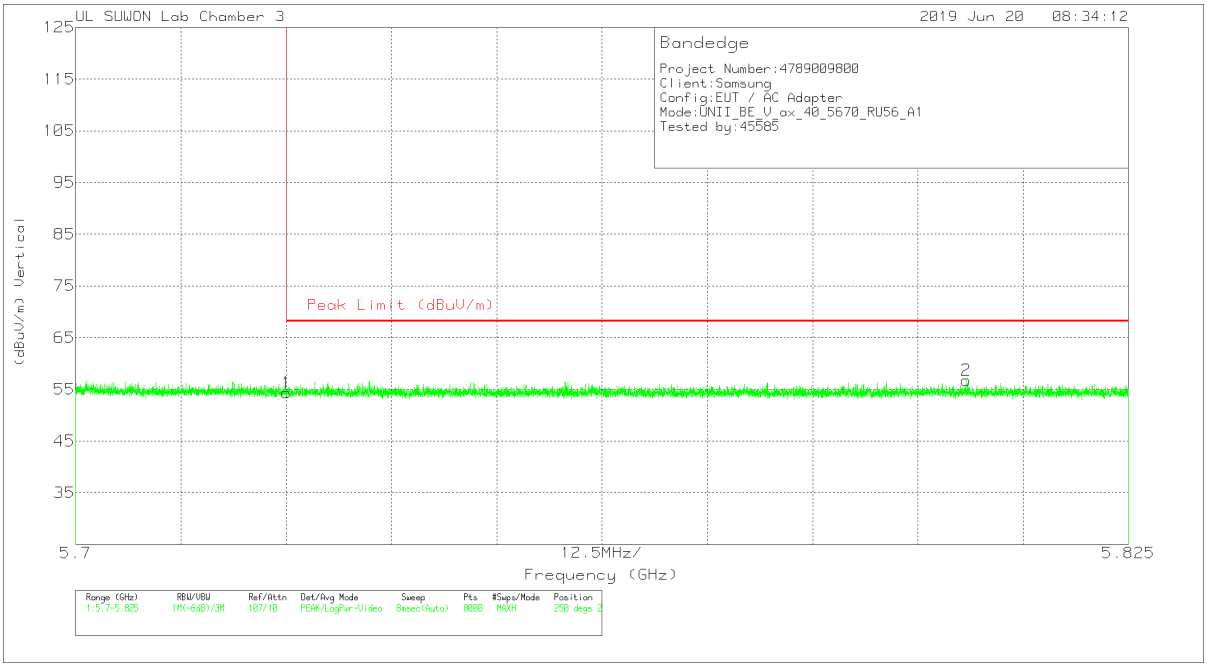

VERTICAL DATA

Trace Markers

Marker	Frequency (GHz)	Meter Reading (dBuV)	Det	3117_0020595 9	10dB[dB]	DC Corr (dB)	Corrected Reading (dBuV/m)	Peak Limit (dBuV/m)	PK Margin (dB)	Azimuth (Degs)	Height (cm)	Polarity
1	5.725	37.46	Pk	34.8	-17.9	0	54.36	68.2	-13.84	250	256	V
2	5.806	39.69	Pk	34.9	-17.8	0	56.79	68.2	-11.41	250	256	V

Pk - Peak detector

UL Korea, Ltd. Confidential
This report shall not be reproduced except in full, without the written approval of UL Korea, Ltd.

106T RU mode (ANT_2 / HE40 / RU offset 56)

HORIZONTAL PEAK PLOT

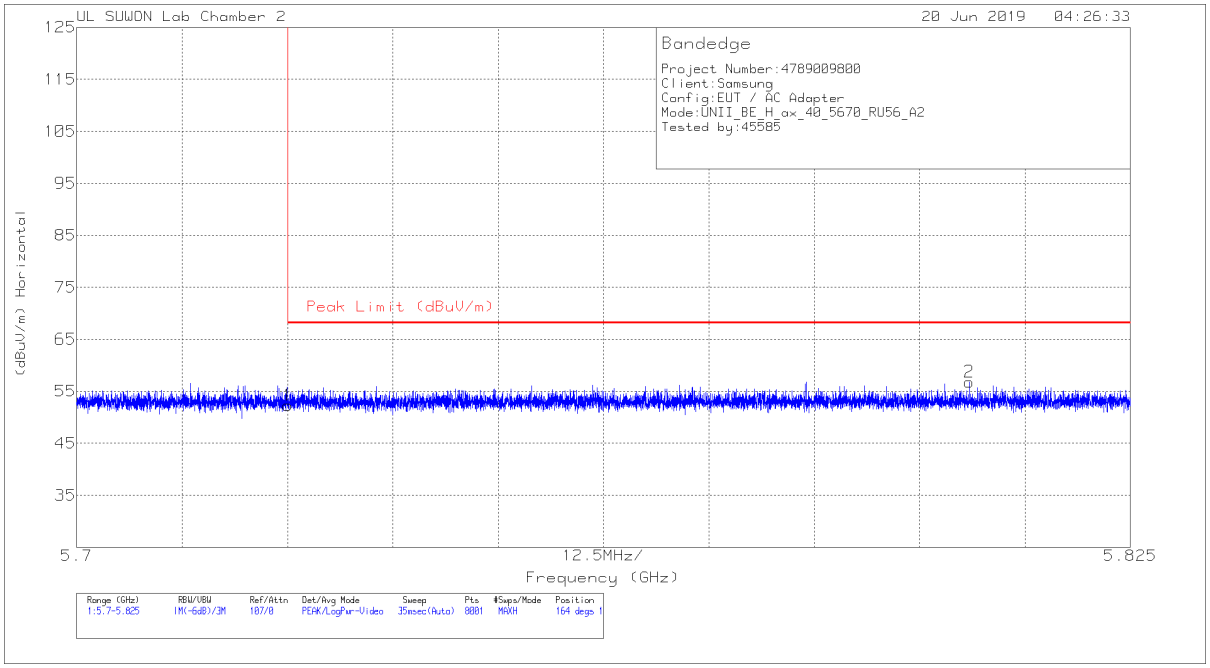

HORIZONTAL DATA

Trace Markers

Marker	Frequency (GHz)	Meter Reading (dBuV)	Det	3117_00168724	10dB[dB]	DC Corr (dB)	Corrected Reading (dBuV/m)	Peak Limit (dBuV/m)	PK Margin (dB)	Azimuth (Degs)	Height (cm)	Polarity
1	5.725	35.2	Pk	34.7	-17.6	0	52.3	68.2	-15.9	164	100	H
2	5.806	39.51	Pk	34.8	-17.5	0	56.81	68.2	-11.39	164	100	H

Pk - Peak detector

UL Korea, Ltd. Confidential
This report shall not be reproduced except in full, without the written approval of UL Korea, Ltd.

VERTICAL PEAK PLOT

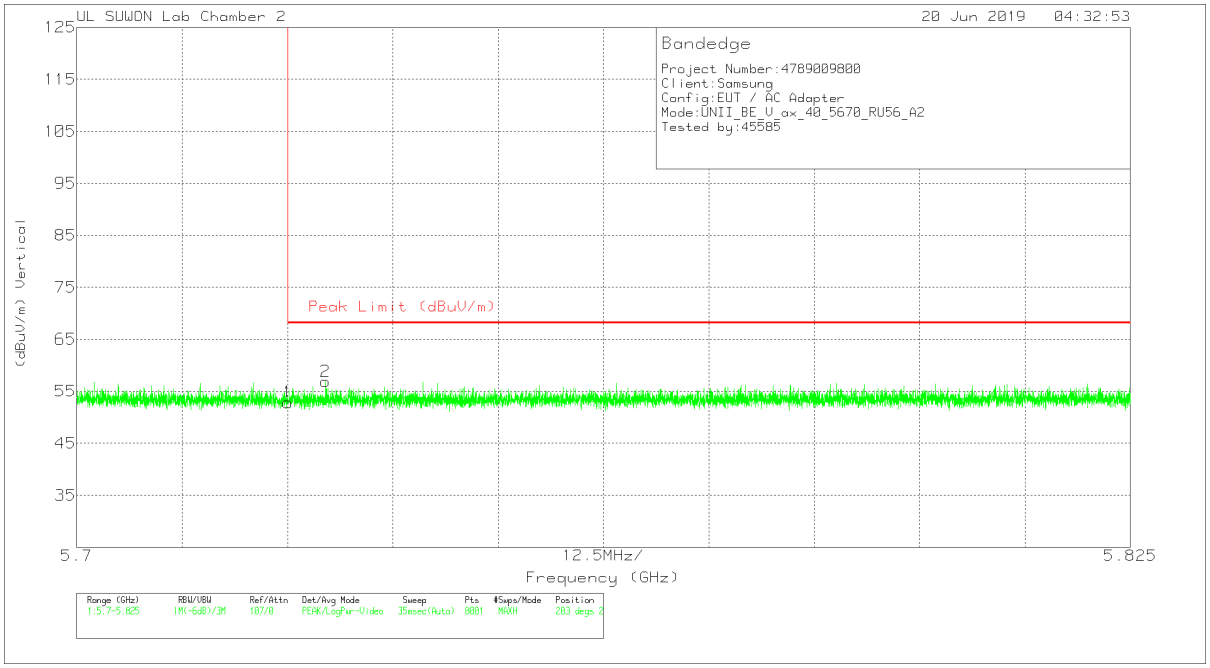

VERTICAL DATA

Trace Markers

Marker	Frequency (GHz)	Meter Reading (dBuV)	Det	3117_00168724	10dB[dB]	DC Corr (dB)	Corrected Reading (dBuV/m)	Peak Limit (dBuV/m)	PK Margin (dB)	Azimuth (Degs)	Height (cm)	Polarity
1	5.725	35.76	Pk	34.7	-17.6	0	52.86	68.2	-15.34	203	207	V
2	5.73	39.82	Pk	34.7	-17.6	0	56.92	68.2	-11.28	203	207	V

Pk - Peak detector

UL Korea, Ltd. Confidential
This report shall not be reproduced except in full, without the written approval of UL Korea, Ltd.

52T RU mode (ANT_1 / HE80 / RU offset 52)

HORIZONTAL PEAK PLOT

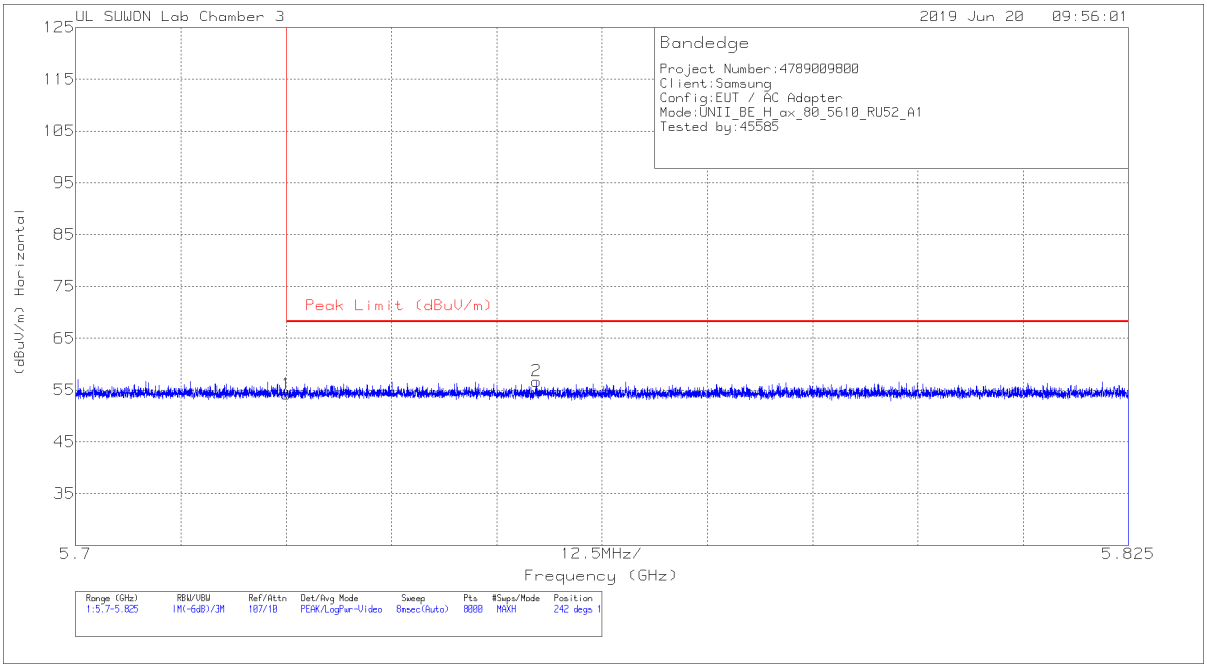

HORIZONTAL DATA

Trace Markers

Marker	Frequency (GHz)	Meter Reading (dBuV)	Det	3117_00205959	10dB[dB]	DC Corr (dB)	Corrected Reading (dBuV/m)	Peak Limit (dBuV/m)	PK Margin (dB)	Azimuth (Degs)	Height (cm)	Polarity
1	5.725	37.3	Pk	34.8	-17.9	0	54.2	68.2	-14	242	101	H
2	5.755	39.81	Pk	34.8	-17.9	0	56.71	68.2	-11.49	242	101	H

Pk - Peak detector

UL Korea, Ltd. Confidential
This report shall not be reproduced except in full, without the written approval of UL Korea, Ltd.

VERTICAL PEAK PLOT

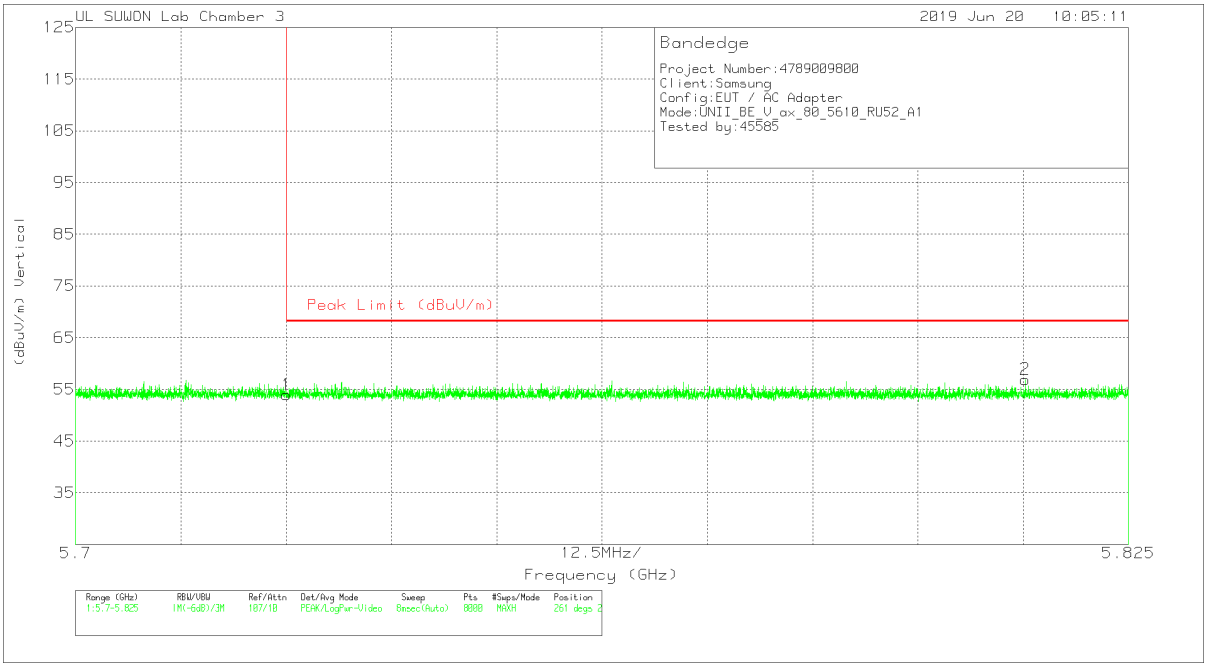

VERTICAL DATA

Trace Markers

Marker	Frequency (GHz)	Meter Reading (dBuV)	Det	3117_0020595 9	10dB[dB]	DC Corr (dB)	Corrected Reading (dBuV/m)	Peak Limit (dBuV/m)	PK Margin (dB)	Azimuth (Degs)	Height (cm)	Polarity
1	5.725	37.1	Pk	34.8	-17.9	0	54	68.2	-14.2	261	245	V
2	5.813	39.73	Pk	34.9	-17.7	0	56.93	68.2	-11.27	261	245	V

Pk - Peak detector

UL Korea, Ltd. Suwon Laboratory FORM ID: FCC_15E
218 Maeyeong-ro, Yeongtong-gu, Suwon-si, Gyeonggi-do, 16675 Korea TEL: (031) 337-9902,FAX: (031) 213-5433
UL Korea, Ltd. Confidential
This report shall not be reproduced except in full, without the written approval of UL Korea, Ltd.

52T RU mode (ANT_2 / HE20 / RU offset 40)

HORIZONTAL PEAK PLOT

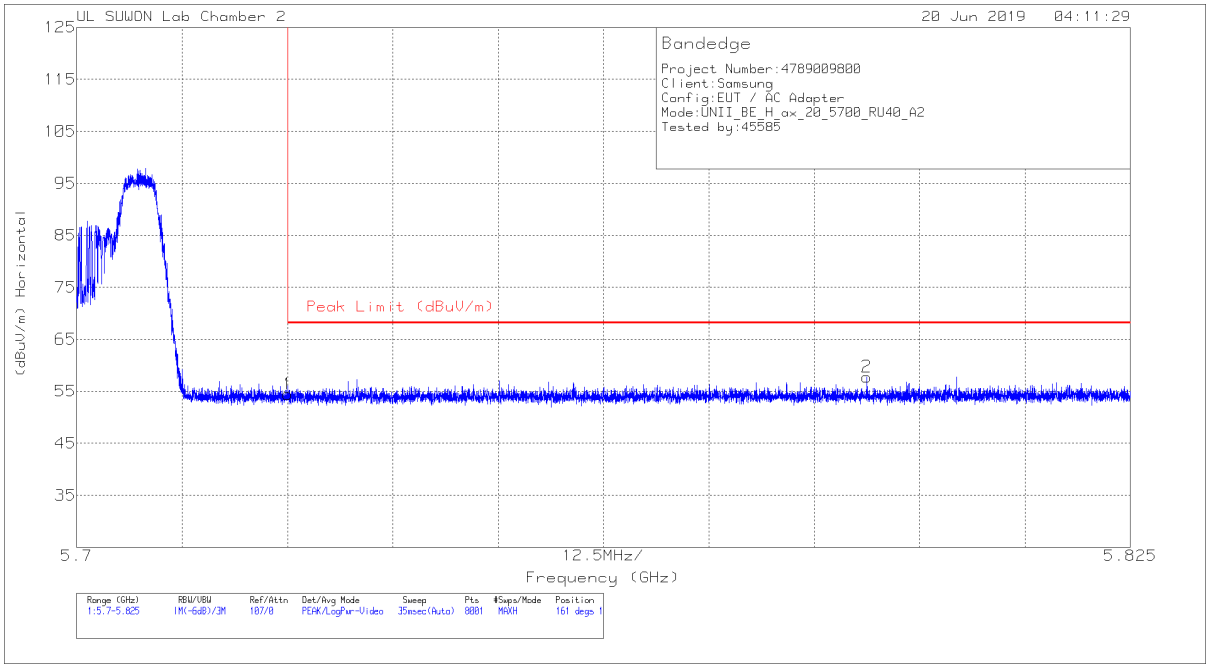

HORIZONTAL DATA

Trace Markers

Marker	Frequency (GHz)	Meter Reading (dBuV)	Det	3117_00168724	10dB[dB]	DC Corr (dB)	Corrected Reading (dBuV/m)	Peak Limit (dBuV/m)	PK Margin (dB)	Azimuth (Degs)	Height (cm)	Polarity
1	5.725	37.34	Pk	34.7	-17.6	0	54.44	68.2	-13.76	161	157	H
2	5.794	40.49	Pk	34.8	-17.5	0	57.79	68.2	-10.41	161	157	H

Pk - Peak detector

UL Korea, Ltd. Suwon Laboratory FORM ID: FCC_15E
218 Maeyeong-ro, Yeongtong-gu, Suwon-si, Gyeonggi-do, 16675 Korea TEL: (031) 337-9902,FAX: (031) 213-5433
UL Korea, Ltd. Confidential
This report shall not be reproduced except in full, without the written approval of UL Korea, Ltd.

VERTICAL PEAK PLOT

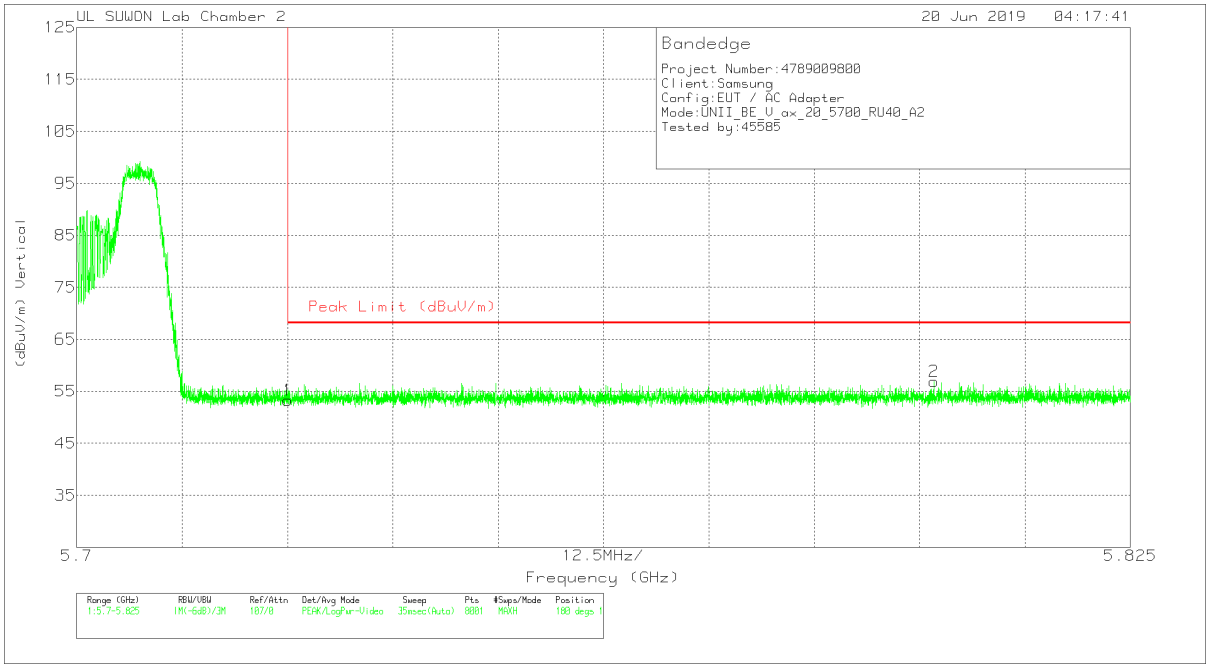

VERTICAL DATA

Trace Markers

Marker	Frequency (GHz)	Meter Reading (dBuV)	Det	3117_00168724	10dB[dB]	DC Corr (dB)	Corrected Reading (dBuV/m)	Peak Limit (dBuV/m)	PK Margin (dB)	Azimuth (Degs)	Height (cm)	Polarity
1	5.725	36.17	Pk	34.7	-17.6	0	53.27	68.2	-14.93	180	130	V
2	5.802	39.57	Pk	34.8	-17.5	0	56.87	68.2	-11.33	180	130	V

Pk - Peak detector

UL Korea, Ltd. Confidential
This report shall not be reproduced except in full, without the written approval of UL Korea, Ltd.

26T RU mode (ANT_1 / HE20 / RU offset 8)

HORIZONTAL PEAK PLOT

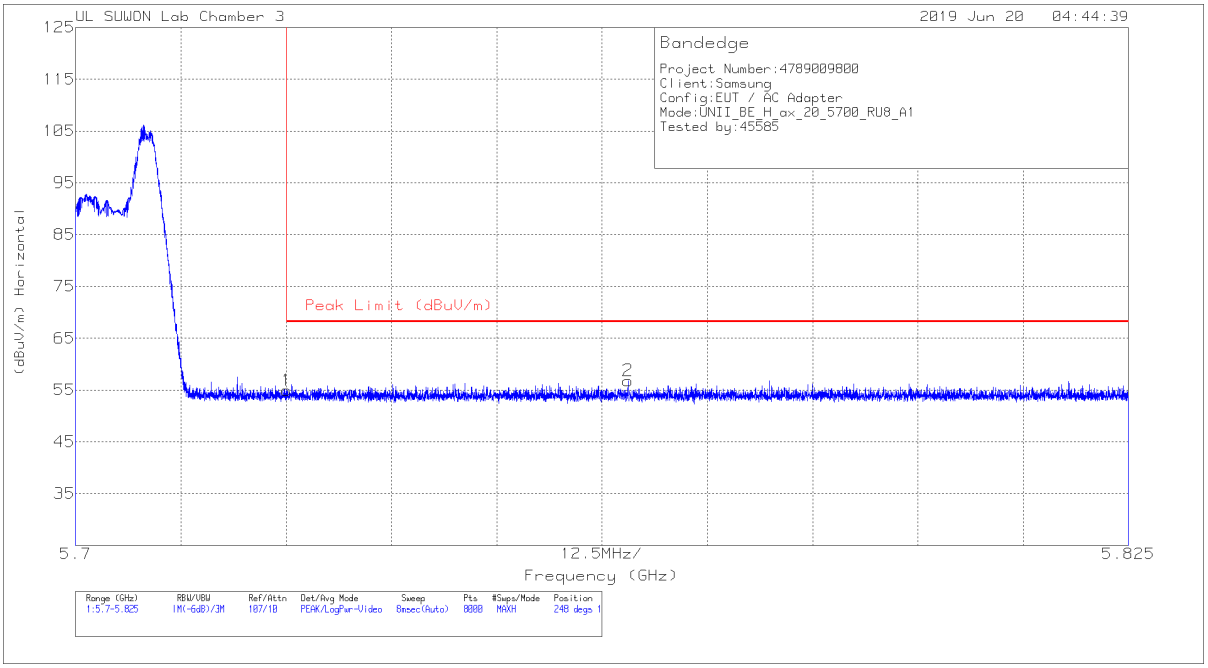

HORIZONTAL DATA

Trace Markers

Marker	Frequency (GHz)	Meter Reading (dBuV)	Det	3117_00205959	10dB[dB]	DC Corr (dB)	Corrected Reading (dBuV/m)	Peak Limit (dBuV/m)	PK Margin (dB)	Azimuth (Degs)	Height (cm)	Polarity
1	5.725	38.03	Pk	34.8	-17.9	0	54.93	68.2	-13.27	248	118	H
2	5.766	39.81	Pk	34.8	-17.8	0	56.81	68.2	-11.39	248	118	H

Pk - Peak detector

UL Korea, Ltd. Suwon Laboratory FORM ID: FCC_15E
218 Maeyeong-ro, Yeongtong-gu, Suwon-si, Gyeonggi-do, 16675 Korea TEL: (031) 337-9902,FAX: (031) 213-5433
UL Korea, Ltd. Confidential
This report shall not be reproduced except in full, without the written approval of UL Korea, Ltd.

VERTICAL PEAK PLOT

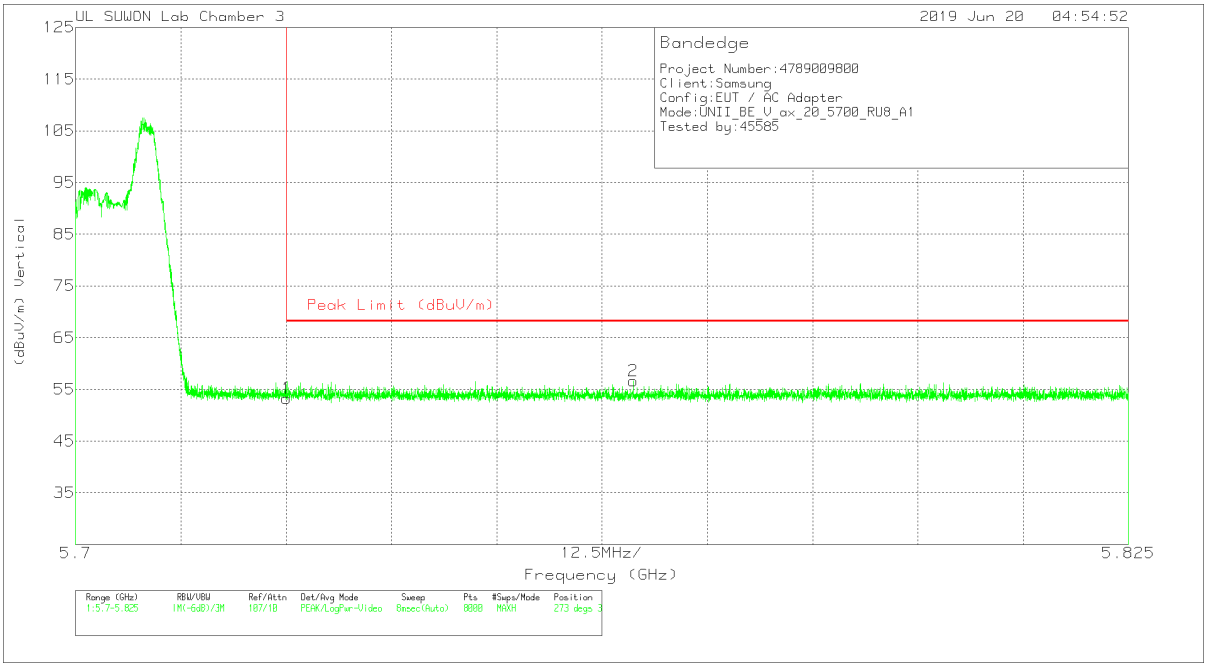

VERTICAL DATA

Trace Markers

Marker	Frequency (GHz)	Meter Reading (dBuV)	Det	3117_00205959	10dB[dB]	DC Corr (dB)	Corrected Reading (dBuV/m)	Peak Limit (dBuV/m)	PK Margin (dB)	Azimuth (Degs)	Height (cm)	Polarity
1	5.725	36.36	Pk	34.8	-17.9	0	53.26	68.2	-14.94	273	317	V
2	5.766	39.71	Pk	34.8	-17.9	0	56.61	68.2	-11.59	273	317	V

Pk - Peak detector

UL Korea, Ltd. Suwon Laboratory FORM ID: FCC_15E
218 Maeyeong-ro, Yeongtong-gu, Suwon-si, Gyeonggi-do, 16675 Korea TEL: (031) 337-9902,FAX: (031) 213-5433
UL Korea, Ltd. Confidential
This report shall not be reproduced except in full, without the written approval of UL Korea, Ltd.

26T RU mode (ANT_2 / HE40 / RU offset 17)

HORIZONTAL PEAK PLOT

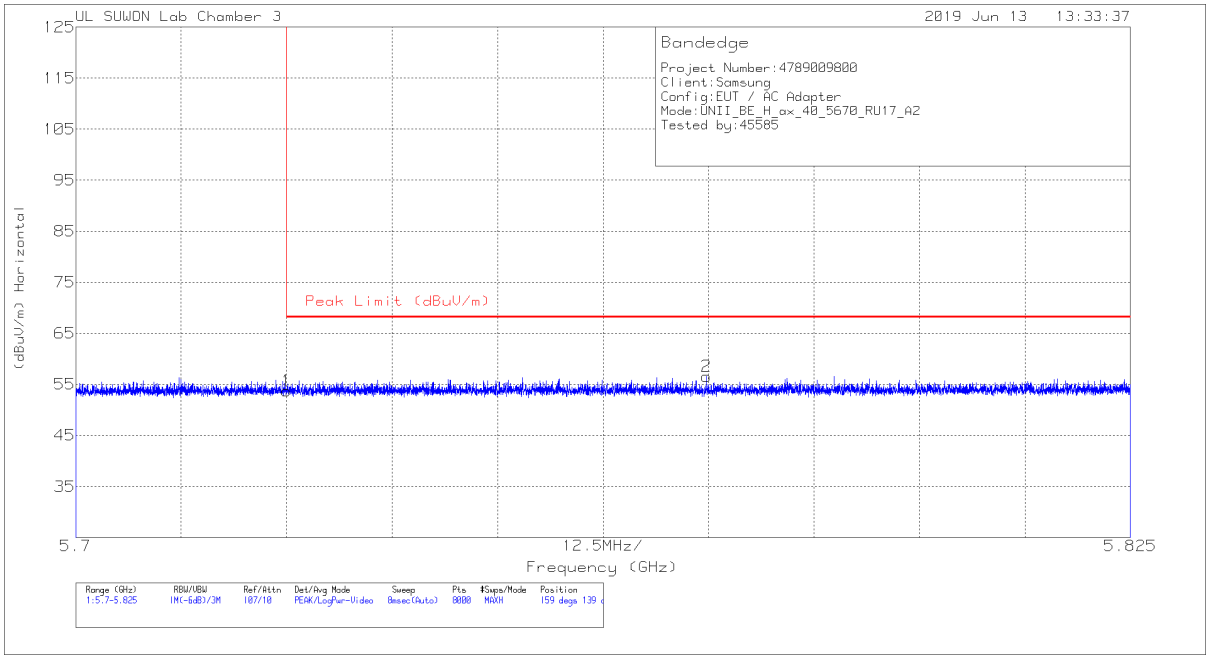

HORIZONTAL DATA

Trace Markers

Marker	Frequency (GHz)	Meter Reading (dBuV)	Det	3117_00205959	10dB[dB]	DC Corr (dB)	Corrected Reading (dBuV/m)	Peak Limit (dBuV/m)	PK Margin (dB)	Azimuth (Degs)	Height (cm)	Polarity
1	5.725	36.86	Pk	34.8	-17.9	0	53.76	68.2	-14.44	159	139	H
2	5.775	39.5	Pk	34.9	-17.8	0	56.6	68.2	-11.6	159	139	H

Pk - Peak detector

UL Korea, Ltd. Suwon Laboratory FORM ID: FCC_15E
218 Maeyeong-ro, Yeongtong-gu, Suwon-si, Gyeonggi-do, 16675 Korea TEL: (031) 337-9902,FAX: (031) 213-5433
UL Korea, Ltd. Confidential
This report shall not be reproduced except in full, without the written approval of UL Korea, Ltd.

VERTICAL PEAK PLOT

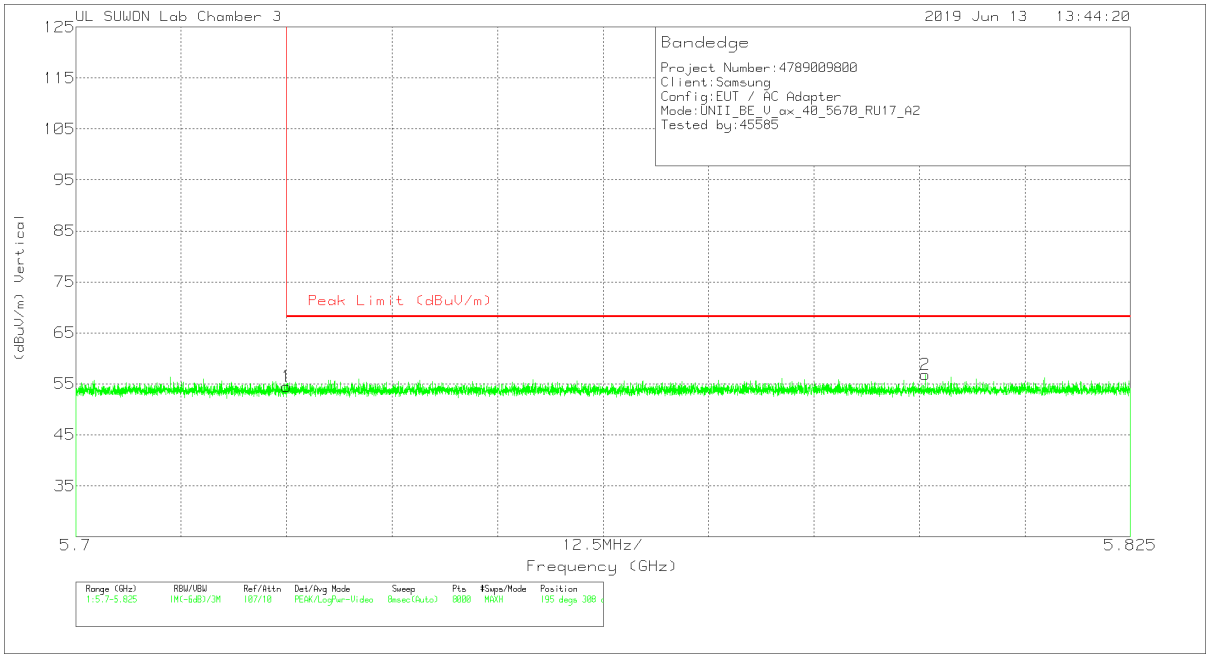

VERTICAL DATA

Trace Markers

Marker	Frequency (GHz)	Meter Reading (dBuV)	Det	3117_00205959	10dB[dB]	DC Corr (dB)	Corrected Reading (dBuV/m)	Peak Limit (dBuV/m)	PK Margin (dB)	Azimuth (Degs)	Height (cm)	Polarity
1	5.725	37.61	Pk	34.8	-17.9	0	54.51	68.2	-13.69	195	308	V
2	5.801	39.69	Pk	34.9	-17.8	0	56.79	68.2	-11.41	195	308	V

Pk - Peak detector

UL Korea, Ltd. Confidential
This report shall not be reproduced except in full, without the written approval of UL Korea, Ltd.

HARMONICS AND SPURIOUS EMISSIONS

HE20 SU mode (ANT_1)

LOW CHANNEL HORIZONTAL

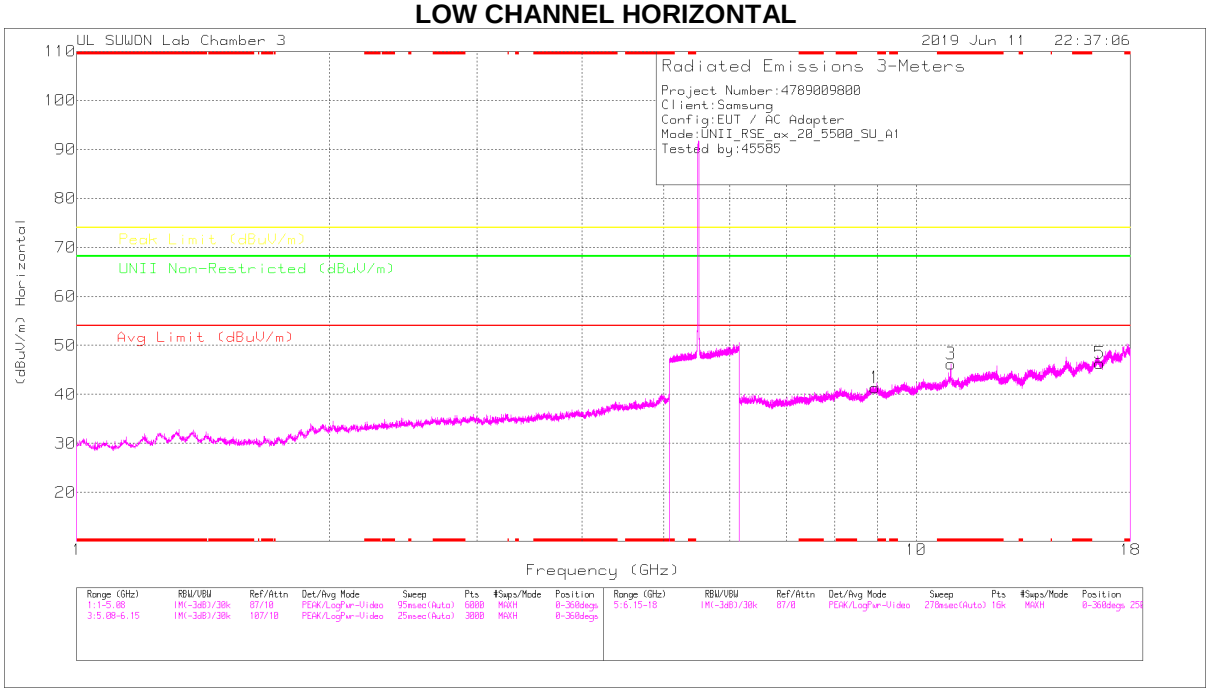

LOW CHANNEL VERTICAL

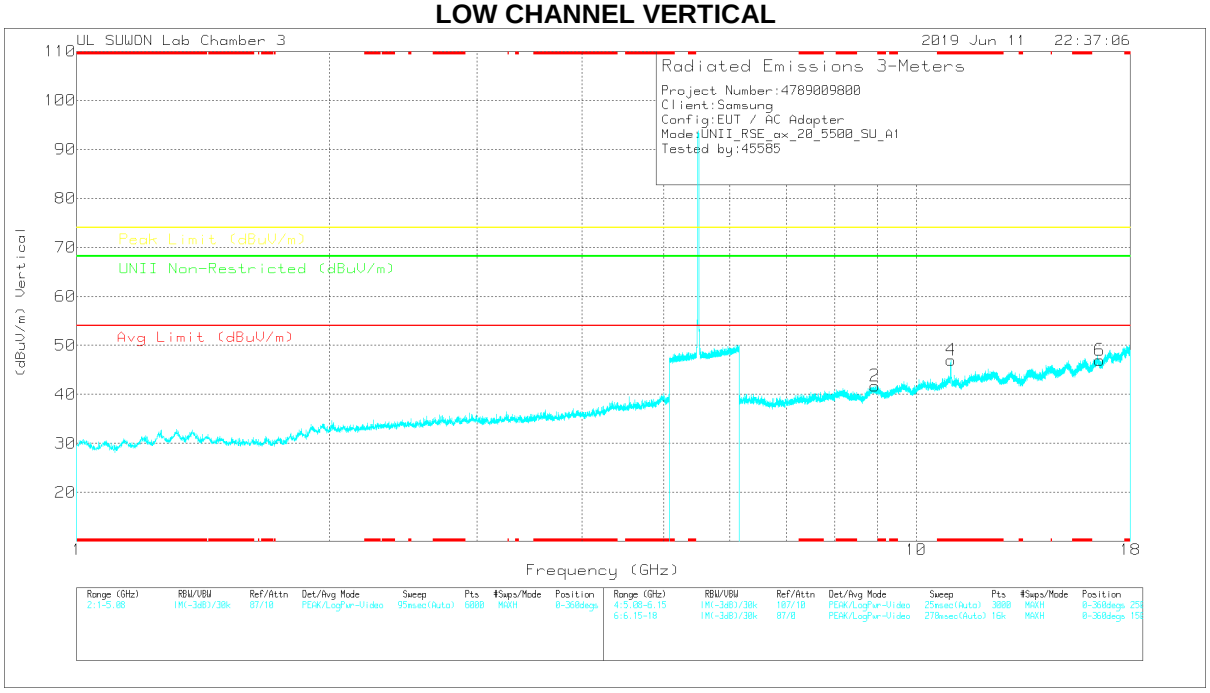

Note: Emission was scanned up to 40GHz; No emissions were detected above the noise floor which was at least 20dB below the specification limit.

UL Korea, Ltd. Confidential
This report shall not be reproduced except in full, without the written approval of UL Korea, Ltd.

LOW CHANNEL DATA

Trace Markers

Marker	Frequency (GHz)	Meter Reading (dBuV)	Det	3117_00205959	6GHz_HP[dB]	DC Corr (dB)	Corrected Reading (dBuV/m)	Avg Limit (dBuV/m)	Margin (dB)	Peak Limit (dBuV/m)	Margin (dB)	UNII Non-Restricted (dBuV/m)	Margin (dB)	Azimuth (Degs)	Height (cm)	Polarity
1	8.93	25.77	PK	36.6	-21	0	41.37	-	-	-	-	68.2	-26.83	0-360	250	H
3	* 10.999	27.45	PK	38.2	-19.4	0	46.25	-	-	74	-27.75	-	-	0-360	250	H
5	16.545	22.88	PK	40.9	-17.4	0	46.38	-	-	-	-	68.2	-21.82	0-360	250	H
2	8.934	26.15	PK	36.6	-21	0	41.75	-	-	-	-	68.2	-26.45	0-360	250	V
4	* 10.998	28.33	PK	38.2	-19.5	0	47.03	-	-	74	-26.97	-	-	0-360	150	V
6	16.544	23.5	PK	40.9	-17.4	0	47	-	-	-	-	68.2	-21.2	0-360	250	V

* - indicates frequency in CFR47 Pt 15 / IC RSS-Restricted Band
PK – Peak detector

Radiated Emissions

Frequency (GHz)	Meter Reading (dBuV)	Det	3117_00205959	6GHz_HP[dB]	DC Corr (dB)	Corrected Reading (dBuV/m)	Avg Limit (dBuV/m)	Margin (dB)	Peak Limit (dBuV/m)	Margin (dB)	UNII Non-Restricted (dBuV/m)	Margin (dB)	Azimuth (Degs)	Height (cm)	Polarity
* 11.001	38.62	PK-U	38.2	-19.4	0	57.42	-	-	74	-16.58	-	-	162	189	H
* 10.999	26.82	ADR	38.2	-19.4	0	45.62	54	-8.38	-	-	-	-	162	189	H
* 11	39.7	PK-U	38.2	-19.5	0	58.4	-	-	74	-15.6	-	-	188	170	V
* 10.999	27.22	ADR	38.2	-19.4	0	46.02	54	-7.98	-	-	-	-	188	170	V

* - indicates frequency in CFR47 Pt 15 / IC RSS-Restricted Band
PK-U - U-NII: Maximum Peak
ADR - U-NII AD primary method, RMS average

UL Korea, Ltd. Suwon Laboratory FORM ID: FCC_15E
218 Maeyeong-ro, Yeongtong-gu, Suwon-si, Gyeonggi-do, 16675 Korea TEL: (031) 337-9902,FAX: (031) 213-5433
UL Korea, Ltd. Confidential
This report shall not be reproduced except in full, without the written approval of UL Korea, Ltd.

MID CHANNEL HORIZONTAL

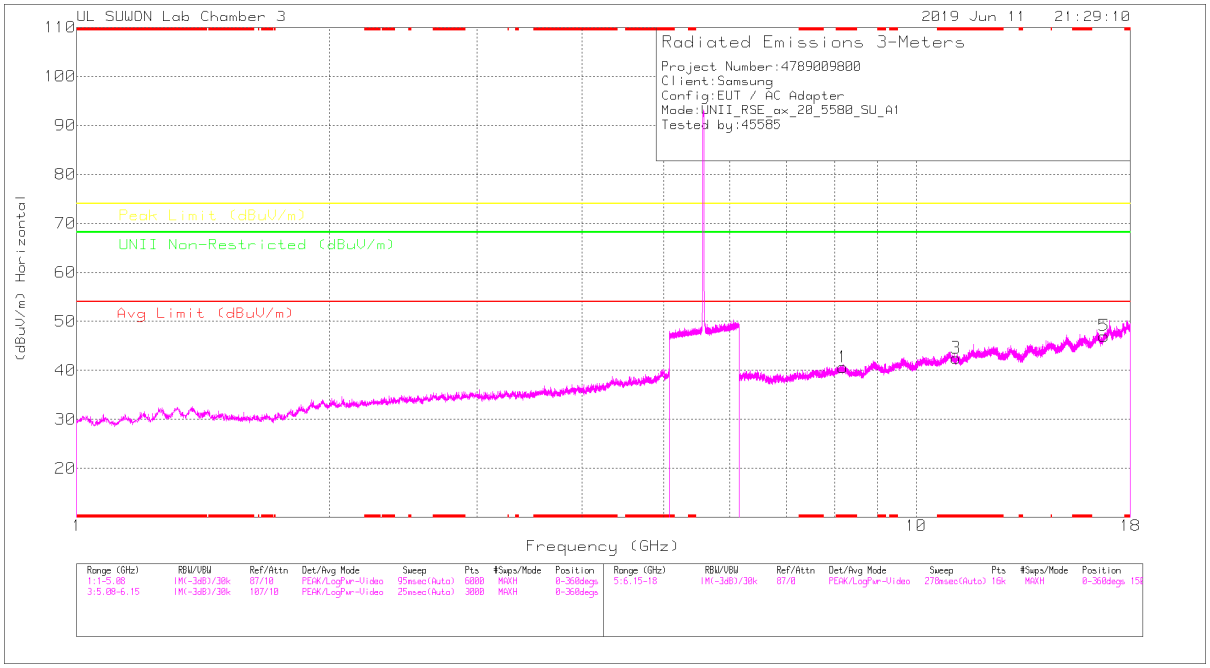

MID CHANNEL VERTICAL

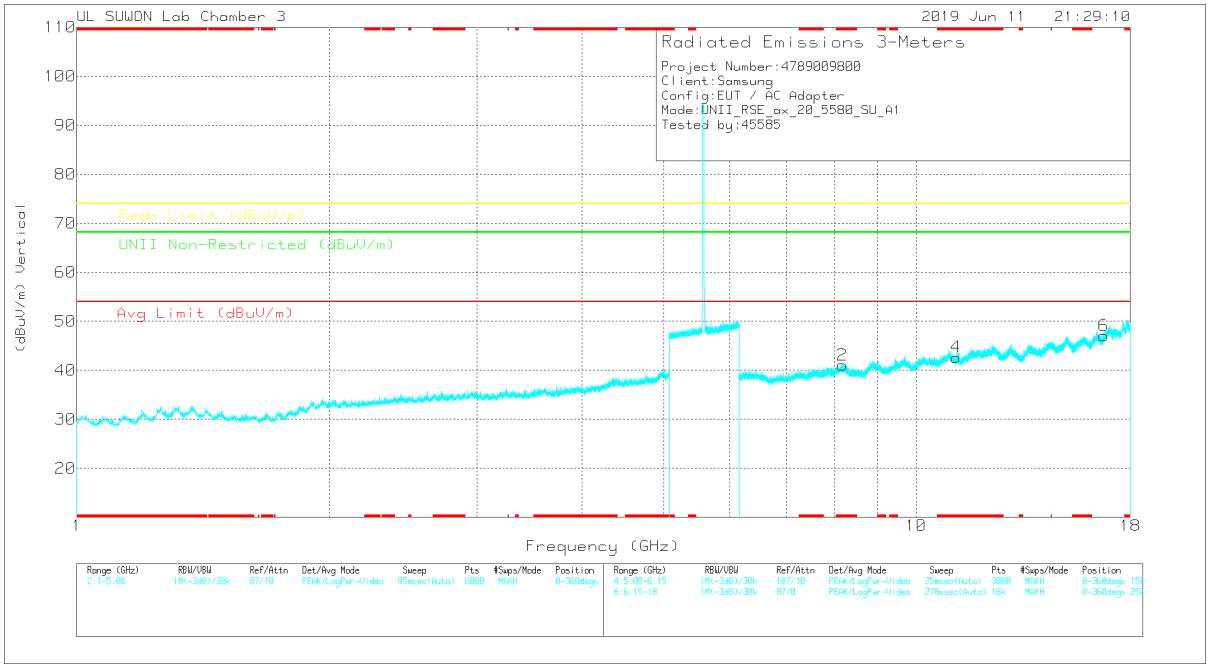

Note: Emission was scanned up to 40GHz; No emissions were detected above the noise floor which was at least 20dB below the specification limit.

UL Korea, Ltd. Confidential
This report shall not be reproduced except in full, without the written approval of UL Korea, Ltd.

MID CHANNEL DATA

Trace Markers

Marker	Frequency (GHz)	Meter Reading (dBuV)	Det	3117_00205959	6GHz_HP[dB]	DC Corr (dB)	Corrected Reading (dBuV/m)	Avg Limit (dBuV/m)	Margin (dB)	Peak Limit (dBuV/m)	Margin (dB)	UNII Non-Restricted (dBuV/m)	Margin (dB)	Azimuth (Degs)	Height (cm)	Polarity
1	* 8.178	26.14	PK	36.3	-21.8	0	40.64	-	-	74	-33.36	-	-	0-360	250	H
3	* 11.164	23.82	PK	38.3	-19.6	0	42.52	-	-	74	-31.48	-	-	0-360	250	H
5	16.745	22.54	PK	41.3	-16.8	0	47.04	-	-	-	-	68.2	-21.16	0-360	150	H
2	* 8.171	26.56	PK	36.3	-21.8	0	41.06	-	-	74	-32.94	-	-	0-360	250	V
4	* 11.157	24.07	PK	38.3	-19.7	0	42.67	-	-	74	-31.33	-	-	0-360	149	V
6	16.743	22.67	PK	41.3	-16.9	0	47.07	-	-	-	-	68.2	-21.13	0-360	149	V

* - indicates frequency in CFR47 Pt 15 / IC RSS-Restricted Band
PK – Peak Detector

Note: Only peak measurement was performed. Because peak measurement result of unwanted emission is less than average limit (54dBuV/m).

UL Korea, Ltd. Confidential
This report shall not be reproduced except in full, without the written approval of UL Korea, Ltd.

HIGH CHANNEL HORIZONTAL

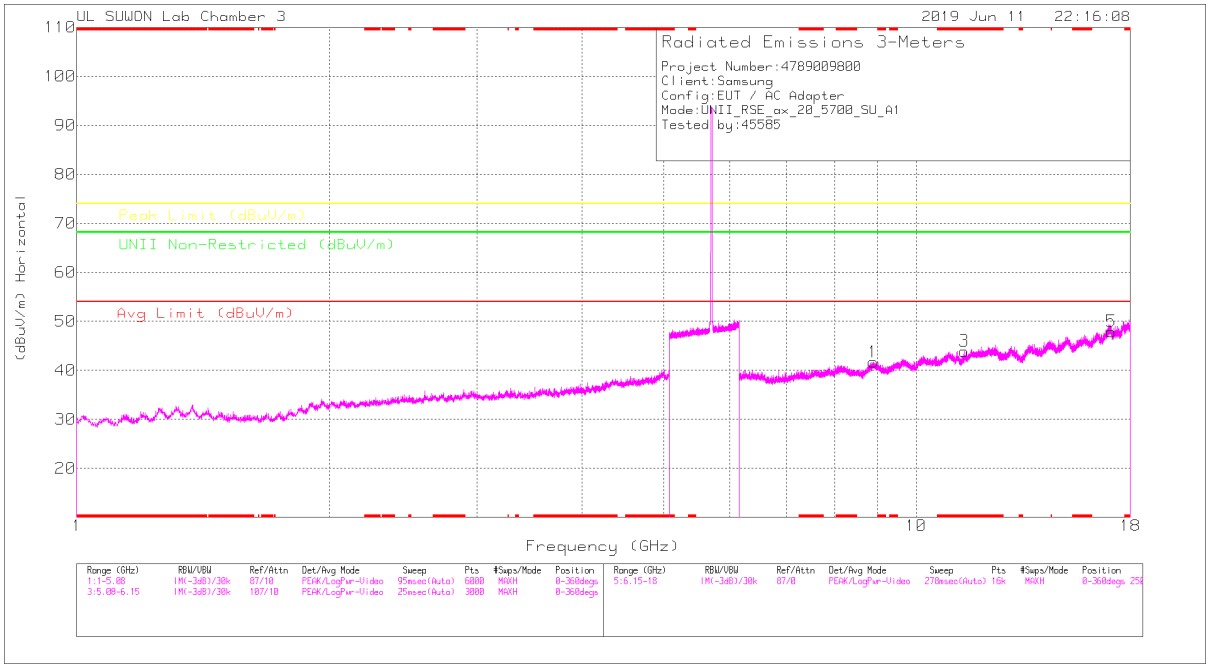

HIGH CHANNEL VERTICAL

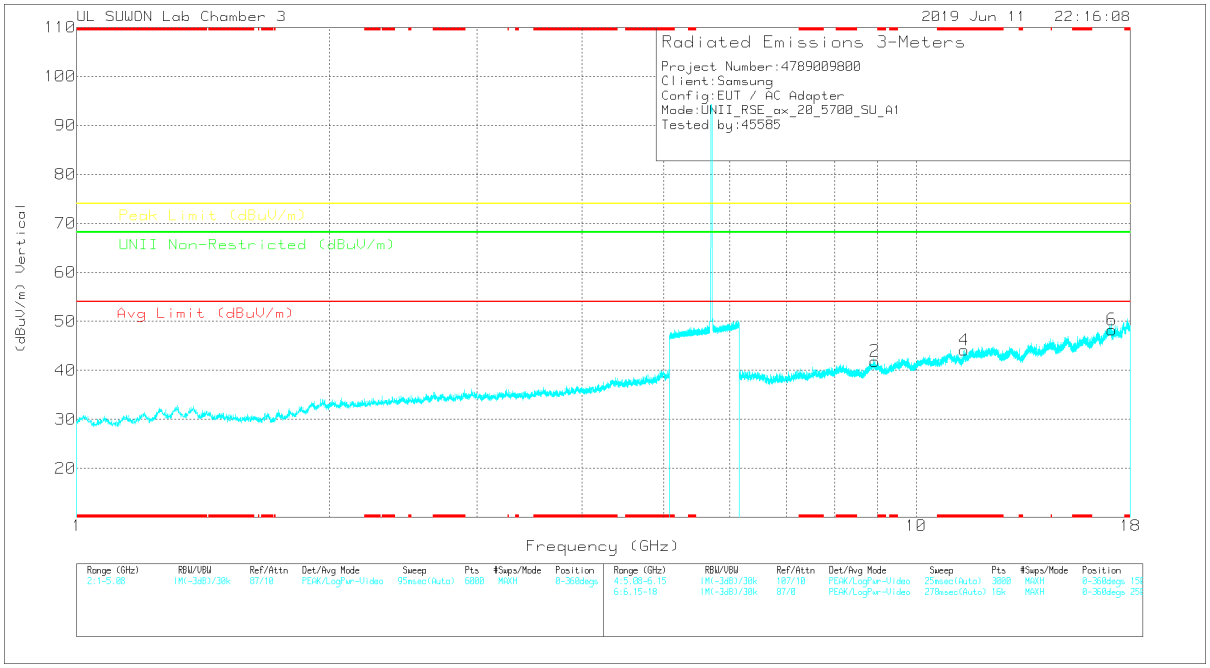

Note: Emission was scanned up to 40GHz; No emissions were detected above the noise floor which was at least 20dB below the specification limit.

UL Korea, Ltd. Confidential
This report shall not be reproduced except in full, without the written approval of UL Korea, Ltd.

HIGH CHANNEL DATA

Trace Markers

Marker	Frequency (GHz)	Meter Reading (dBuV)	Det	3117_00205959	6GHz_HP[dB]	DC Corr (dB)	Corrected Reading (dBuV/m)	Avg Limit (dBuV/m)	Margin (dB)	Peak Limit (dBuV/m)	Margin (dB)	UNII Non-Restricted (dBuV/m)	Margin (dB)	Azimuth (Degs)	Height (cm)	Polarity
1	8.893	26.11	PK	36.5	-20.9	0	41.71	-	-	-	-	68.2	-26.49	0-360	150	H
3	* 11.405	25.05	PK	38.5	-19.6	0	43.95	-	-	74	-30.05	-	-	0-360	250	H
5	17.093	22.21	PK	41.6	-15.9	0	47.91	-	-	-	-	68.2	-20.29	0-360	250	H
2	8.933	26.38	PK	36.6	-21.1	0	41.88	-	-	-	-	68.2	-26.32	0-360	250	V
4	* 11.401	25.13	PK	38.5	-19.5	0	44.13	-	-	74	-29.87	-	-	0-360	250	V
6	17.105	22.79	PK	41.6	-16.1	0	48.29	-	-	-	-	68.2	-19.91	0-360	250	V

* - indicates frequency in CFR47 Pt 15 / IC RSS-Restricted Band
PK – Peak Detector

Note: Only peak measurement was performed. Because peak measurement result of unwanted emission is less than average limit (54dBuV/m).

UL Korea, Ltd. Suwon Laboratory FORM ID: FCC_15E
218 Maeyeong-ro, Yeongtong-gu, Suwon-si, Gyeonggi-do, 16675 Korea TEL: (031) 337-9902,FAX: (031) 213-5433
UL Korea, Ltd. Confidential
This report shall not be reproduced except in full, without the written approval of UL Korea, Ltd.

HE20 SU mode (ANT_2)

LOW CHANNEL HORIZONTAL

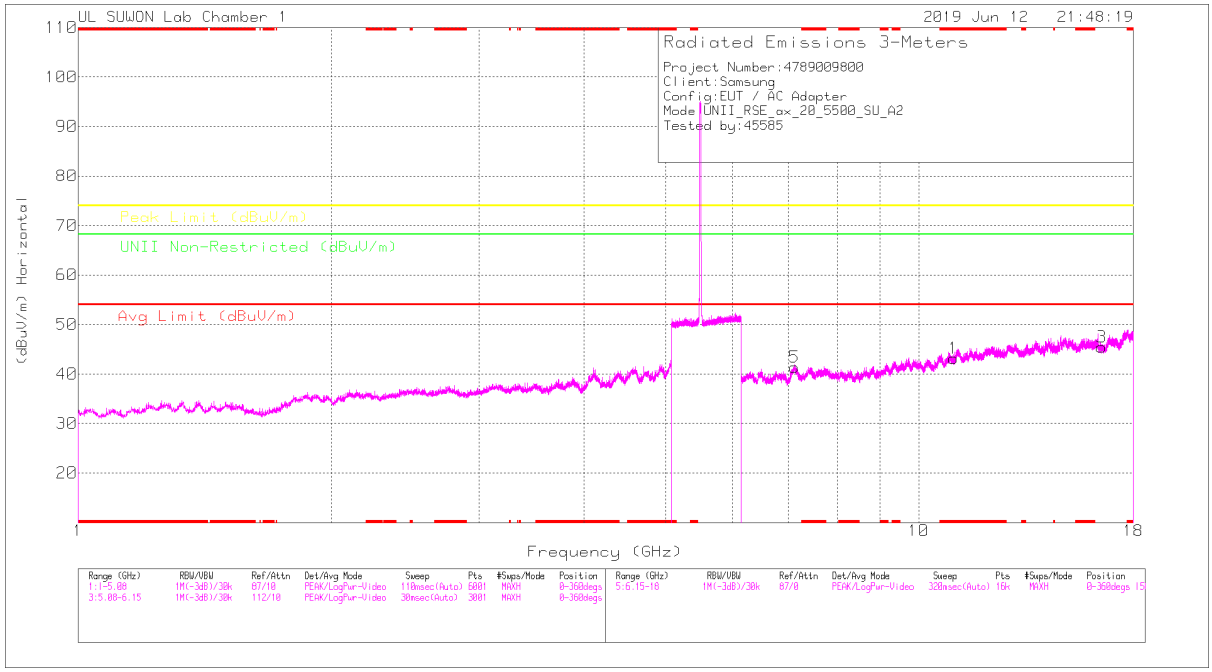

LOW CHANNEL VERTICAL

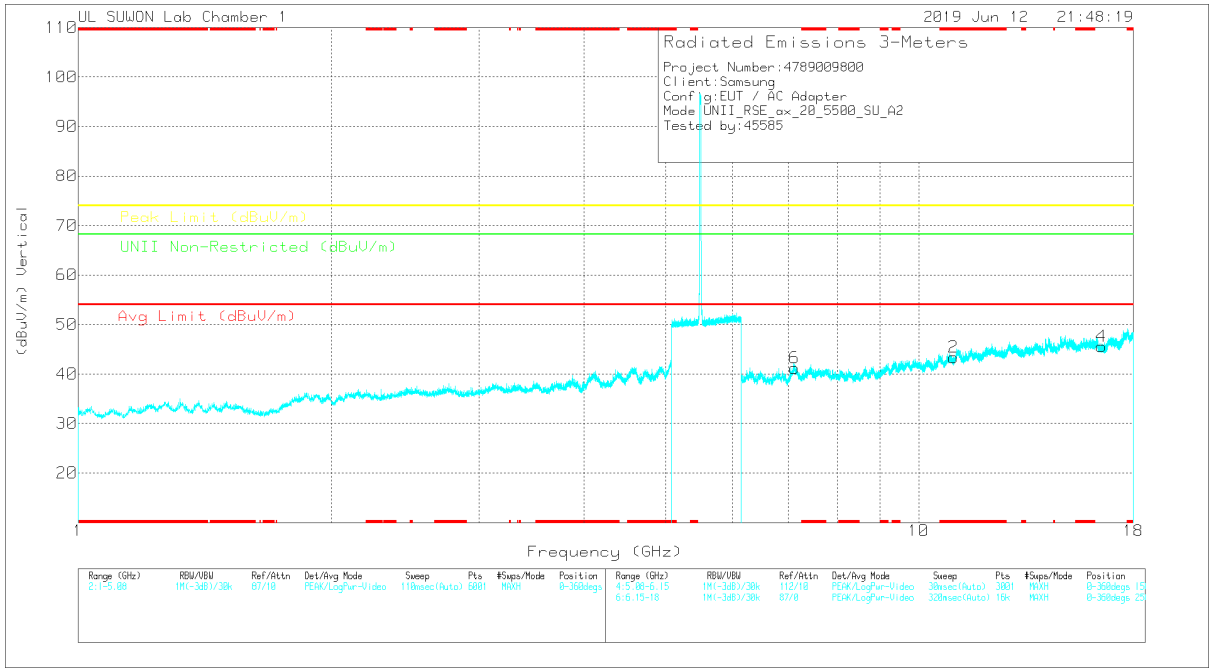

Note: Emission was scanned up to 40GHz; No emissions were detected above the noise floor which was at least 20dB below the specification limit.

UL Korea, Ltd. Confidential
This report shall not be reproduced except in full, without the written approval of UL Korea, Ltd.

LOW CHANNEL DATA

Trace Markers

Marker	Frequency (GHz)	Meter Reading (dBuV)	Det	3117_00168724	6GHz_HP[dB]	DC Corr (dB)	Corrected Reading (dBuV/m)	Avg Limit (dBuV/m)	Margin (dB)	Peak Limit (dBuV/m)	Margin (dB)	UNII Non-Restricted (dBuV/m)	Margin (dB)	Azimuth (Degs)	Height (cm)	Polarity
1	* 11.00227	25.64	PK	38.1	-20.6	0	43.14	-	-	74	-30.86	-	-	0-360	250	H
3	16.50107	24.76	PK	40.5	-19.8	0	45.46	-	-	-	-	68.2	-22.74	0-360	150	H
5	7.11423	29.17	PK	36	-23.8	0	41.37	-	-	-	-	68.2	-26.83	0-360	150	H
2	* 11.00153	25.77	PK	38.1	-20.5	0	43.37	-	-	74	-30.63	-	-	0-360	150	V
4	16.50033	24.89	PK	40.5	-19.8	0	45.59	-	-	-	-	68.2	-22.61	0-360	150	V
6	7.11349	28.9	PK	36	-23.7	0	41.2	-	-	-	-	68.2	-27	0-360	150	V

* - indicates frequency in CFR47 Pt 15 / IC RSS-Restricted Band
PK – Peak Detector

Note: Only peak measurement was performed. Because peak measurement result of unwanted emission is less than average limit (54dBuV/m).

UL Korea, Ltd. Confidential
This report shall not be reproduced except in full, without the written approval of UL Korea, Ltd.

MID CHANNEL HORIZONTAL

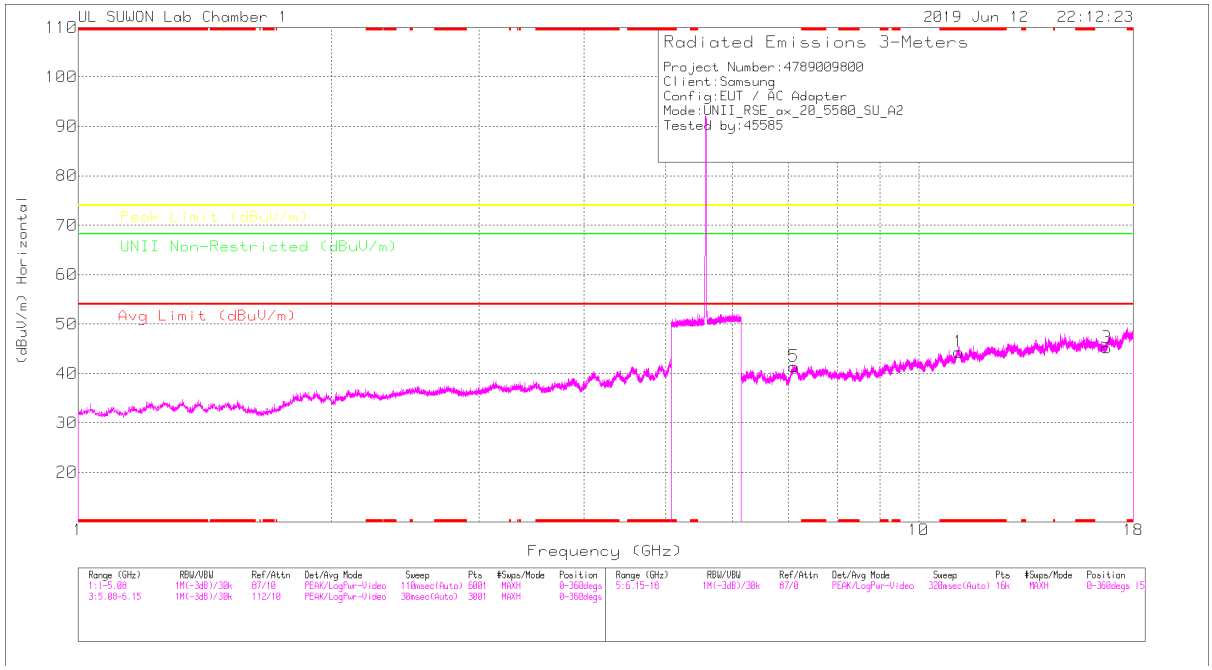

MID CHANNEL VERTICAL

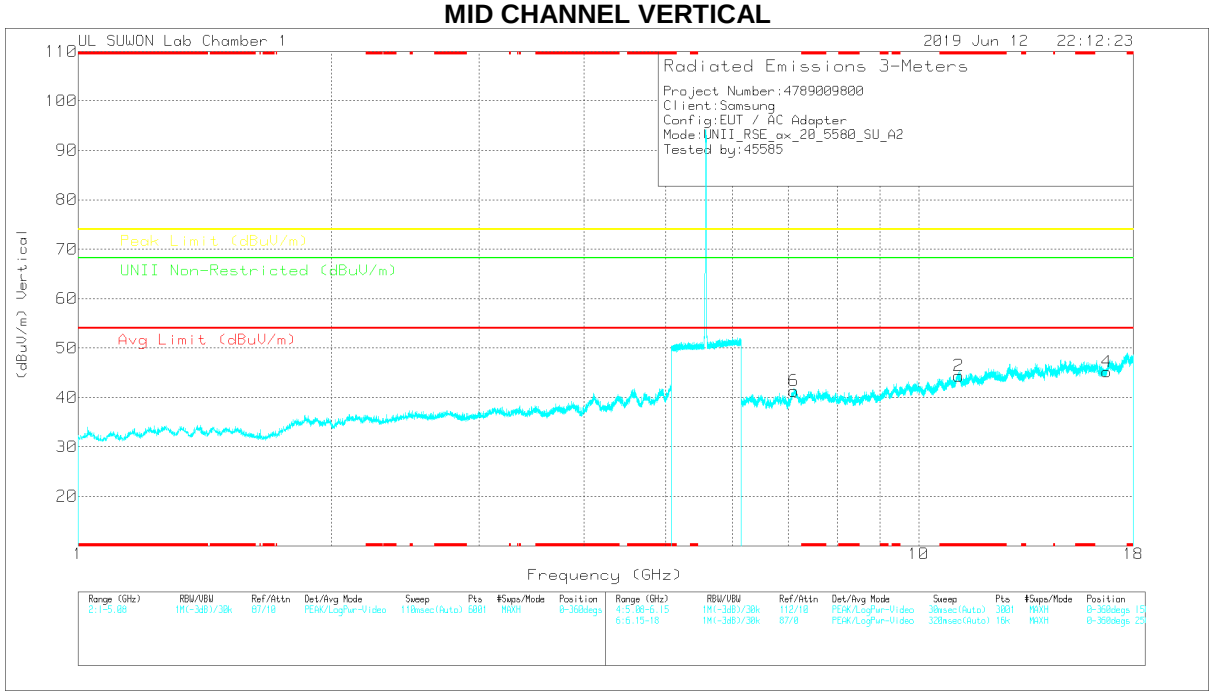

Note: Emission was scanned up to 40GHz; No emissions were detected above the noise floor which was at least 20dB below the specification limit.

UL Korea, Ltd. Confidential
This report shall not be reproduced except in full, without the written approval of UL Korea, Ltd.

MID CHANNEL DATA

Trace Markers

Marker	Frequency (GHz)	Meter Reading (dBuV)	Det	3117_00168724	6GHz_HP[dB]	DC Corr (dB)	Corrected Reading (dBuV/m)	Avg Limit (dBuV/m)	Margin (dB)	Peak Limit (dBuV/m)	Margin (dB)	UNII Non-Restricted (dBuV/m)	Margin (dB)	Azimuth (Degs)	Height (cm)	Polarity
1	* 11.1615	25.67	PK	38.2	-19.5	0	44.37	-	-	74	-29.63	-	-	0-360	250	H
3	16.74176	23.51	PK	40.9	-19.2	0	45.21	-	-	-	-	68.2	-22.99	0-360	150	H
5	7.10757	29.13	PK	36	-23.7	0	41.43	-	-	-	-	68.2	-26.77	0-360	250	H
2	* 11.1615	25.68	PK	38.2	-19.5	0	44.38	-	-	74	-29.62	-	-	0-360	250	V
4	16.73954	23.48	PK	40.9	-19.2	0	45.18	-	-	-	-	68.2	-23.02	0-360	250	V
6	7.10831	29.02	PK	36	-23.7	0	41.32	-	-	-	-	68.2	-26.88	0-360	250	V

* - indicates frequency in CFR47 Pt 15 / IC RSS-Restricted Band
PK – Peak Detector

Note: Only peak measurement was performed. Because peak measurement result of unwanted emission is less than average limit (54dBuV/m).

UL Korea, Ltd. Confidential
This report shall not be reproduced except in full, without the written approval of UL Korea, Ltd.

HIGH CHANNEL HORIZONTAL

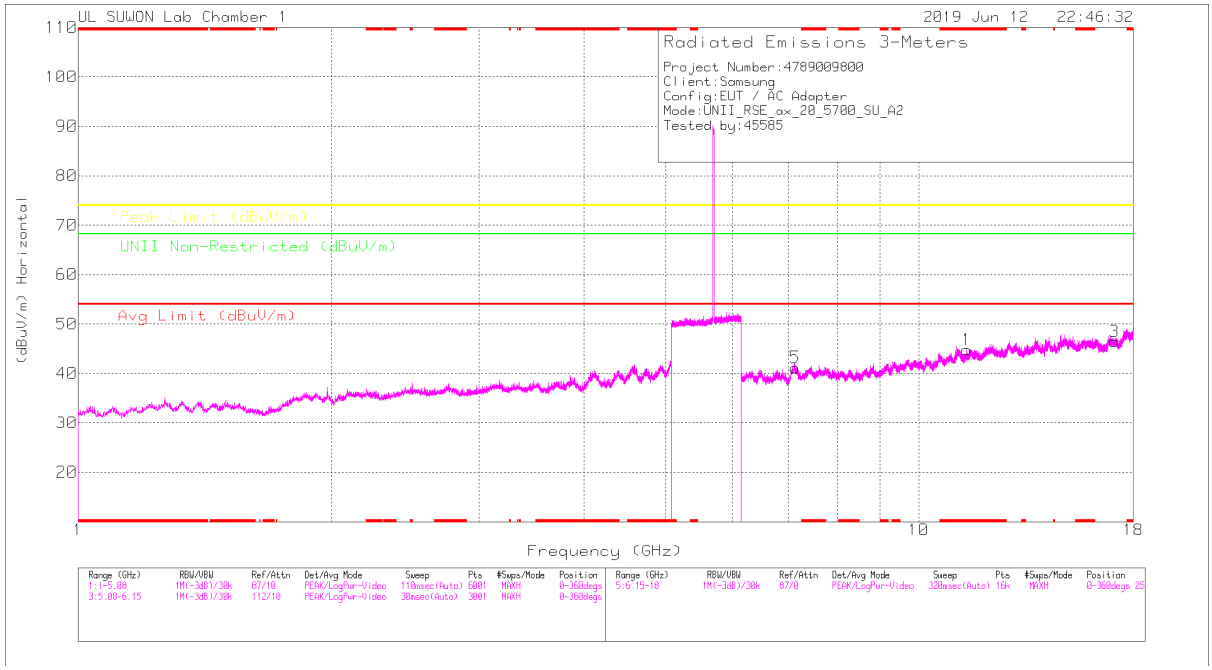

HIGH CHANNEL VERTICAL

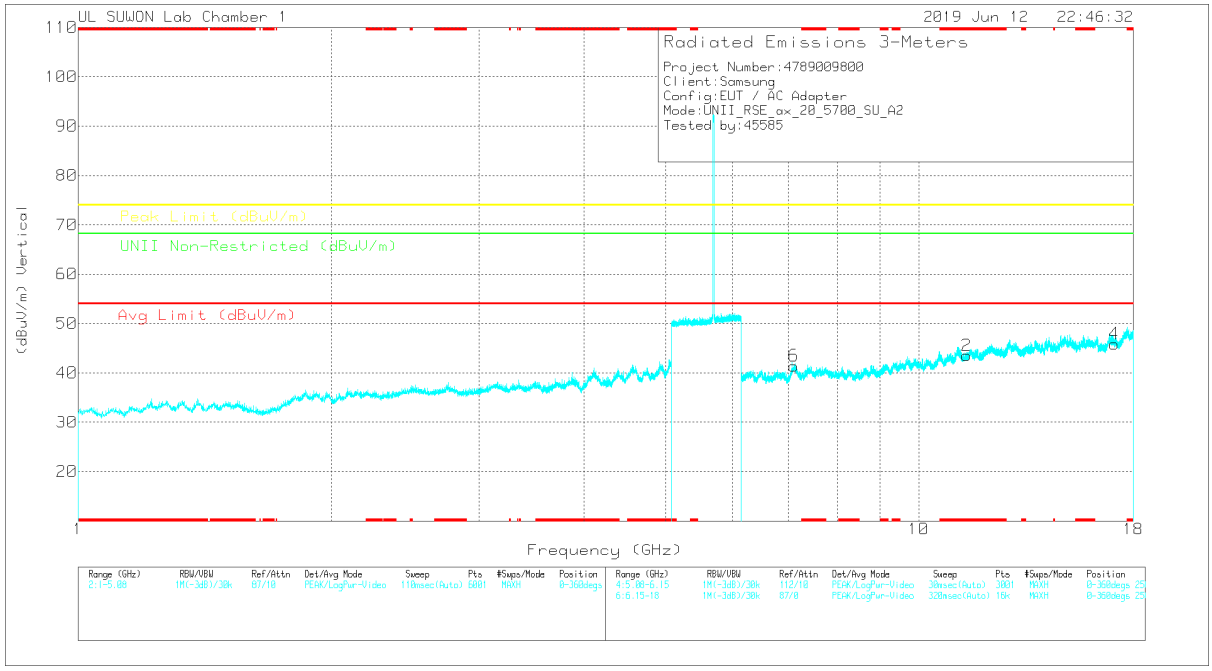

Note: Emission was scanned up to 40GHz; No emissions were detected above the noise floor which was at least 20dB below the specification limit.

UL Korea, Ltd. Confidential
This report shall not be reproduced except in full, without the written approval of UL Korea, Ltd.

HIGH CHANNEL DATA

Trace Markers

Marker	Frequency (GHz)	Meter Reading (dBuV)	Det	3117_00168724	6GHz_HP[dB]	DC Corr (dB)	Corrected Reading (dBuV/m)	Avg Limit (dBuV/m)	Margin (dB)	Peak Limit (dBuV/m)	Margin (dB)	UNII Non-Restricted (dBuV/m)	Margin (dB)	Azimuth (Degs)	Height (cm)	Polarity
1	* 11.39997	26.72	PK	38.3	-20.2	0	44.82	-	-	74	-29.18	-	-	0-360	150	H
3	17.09872	23.85	PK	41.3	-18.7	0	46.45	-	-	-	-	68.2	-21.75	0-360	250	H
5	7.13053	29.07	PK	36	-23.9	0	41.17	-	-	-	-	68.2	-27.03	0-360	150	H
2	* 11.39922	25.42	PK	38.3	-20.2	0	43.52	-	-	74	-30.48	-	-	0-360	250	V
4	17.1002	23.26	PK	41.3	-18.7	0	45.86	-	-	-	-	68.2	-22.34	0-360	250	V
6	7.10535	29.13	PK	36	-23.7	0	41.43	-	-	-	-	68.2	-26.77	0-360	150	V

* - indicates frequency in CFR47 Pt 15 / IC RSS-Restricted Band
PK – Peak Detector

Note: Only peak measurement was performed. Because peak measurement result of unwanted emission is less than average limit (54dBuV/m).

UL Korea, Ltd. Suwon Laboratory FORM ID: FCC_15E
218 Maeyeong-ro, Yeongtong-gu, Suwon-si, Gyeonggi-do, 16675 Korea TEL: (031) 337-9902,FAX: (031) 213-5433
UL Korea, Ltd. Confidential
This report shall not be reproduced except in full, without the written approval of UL Korea, Ltd.

HE40 SU mode (ANT_1)

LOW CHANNEL HORIZONTAL

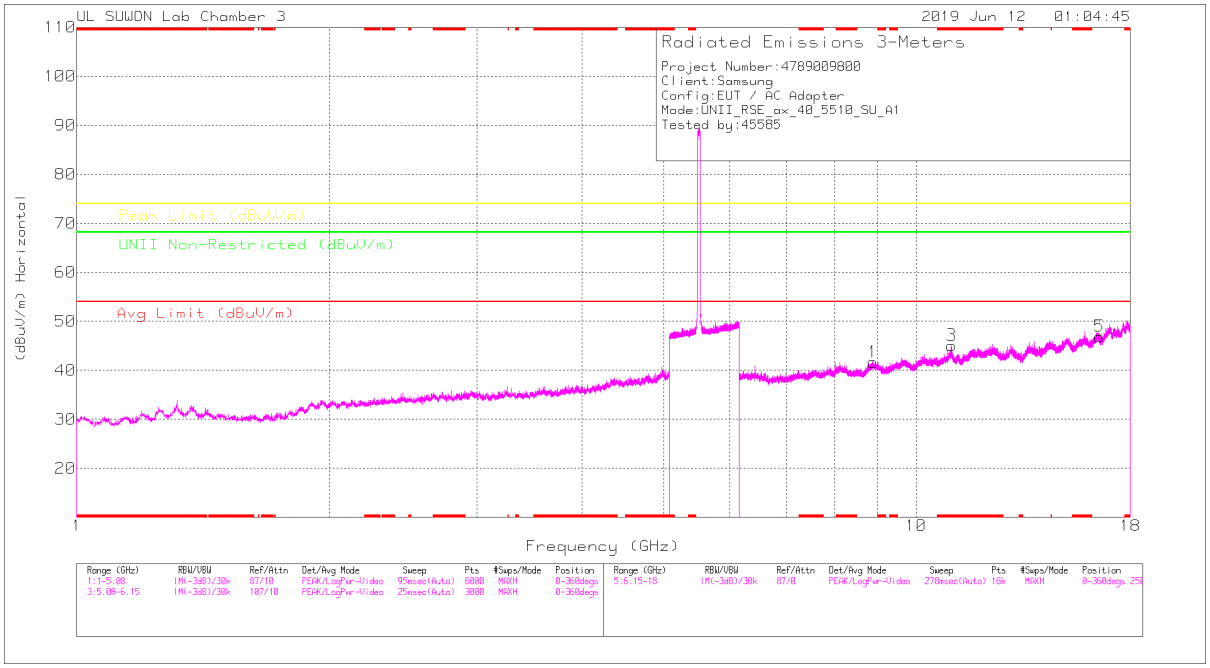

LOW CHANNEL VERTICAL

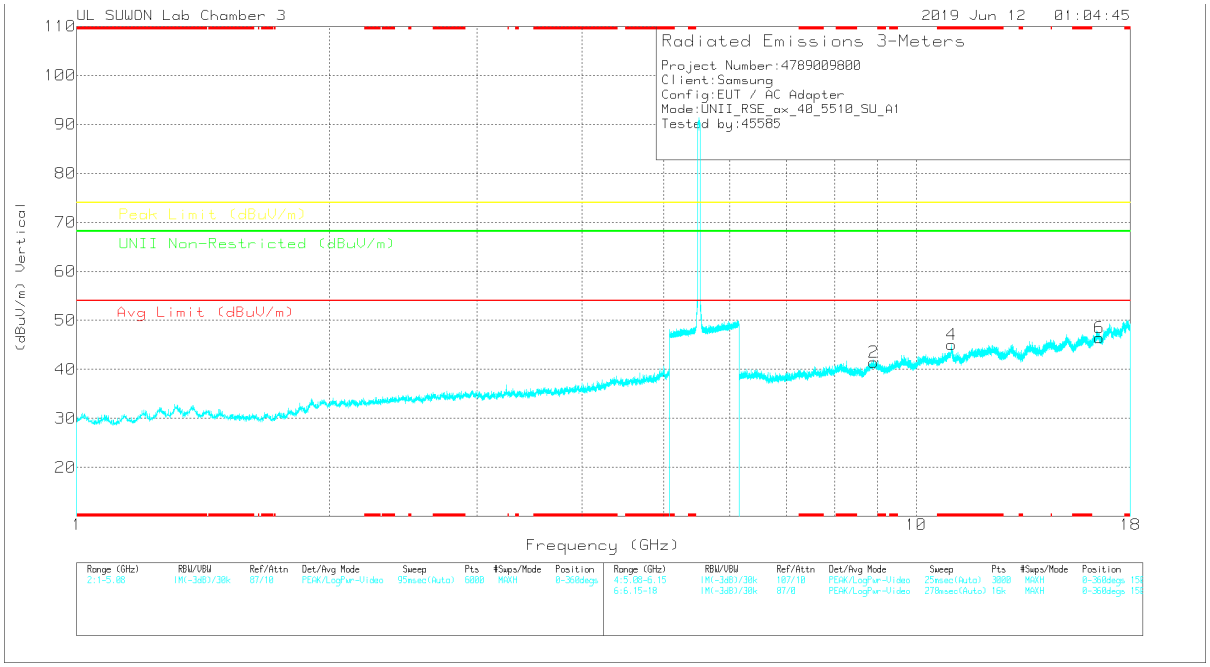

Note: Emission was scanned up to 40GHz; No emissions were detected above the noise floor which was at least 20dB below the specification limit.

UL Korea, Ltd. Confidential
This report shall not be reproduced except in full, without the written approval of UL Korea, Ltd.

LOW CHANNEL DATA

Trace Markers

Marker	Frequency (GHz)	Meter Reading (dBuV)	Det	3117_00205959	6GHz_HP[dB]	DC Corr (dB)	Corrected Reading (dBuV/m)	Avg Limit (dBuV/m)	Margin (dB)	Peak Limit (dBuV/m)	Margin (dB)	UNII Non-Restricted (dBuV/m)	Margin (dB)	Azimuth (Degs)	Height (cm)	Polarity
1	8.888	26.06	PK	36.5	-20.9	0	41.66	-	-	-	-	68.2	-26.54	0-360	150	H
3	* 11.021	26.39	PK	38.2	-19.5	0	45.09	-	-	74	-28.91	-	-	0-360	150	H
5	16.53	23.41	PK	40.9	-17.4	0	46.91	-	-	-	-	68.2	-21.29	0-360	250	H
2	8.894	25.92	PK	36.5	-21	0	41.42	-	-	-	-	68.2	-26.78	0-360	250	V
4	* 11.017	26.33	PK	38.2	-19.5	0	45.03	-	-	74	-28.97	-	-	0-360	150	V
6	16.527	22.95	PK	40.9	-17.4	0	46.45	-	-	-	-	68.2	-21.75	0-360	250	V

* - indicates frequency in CFR47 Pt 15 / IC RSS-Restricted Band
PK – Peak Detector

Radiated Emissions

Frequency (GHz)	Meter Reading (dBuV)	Det	3117_00205959	6GHz_HP[dB]	DC Corr (dB)	Corrected Reading (dBuV/m)	Avg Limit (dBuV/m)	Margin (dB)	Peak Limit (dBuV/m)	Margin (dB)	UNII Non-Restricted (dBuV/m)	Margin (dB)	Azimuth (Degs)	Height (cm)	Polarity
* 11.011	36.85	PK-U	38.2	-19.4	0	55.65	-	-	74	-18.35	-	-	163	192	H
* 11.02	25.17	ADR	38.2	-19.5	0	43.87	54	-10.13	-	-	-	-	163	192	H
* 11.02	37.61	PK-U	38.2	-19.4	0	56.41	-	-	74	-17.59	-	-	190	172	V
* 11.014	25.34	ADR	38.2	-19.5	0	44.04	54	-9.96	-	-	-	-	190	172	V

* - indicates frequency in CFR47 Pt 15 / IC RSS-Restricted Band
PK-U - U-NII: Maximum Peak
ADR - U-NII AD primary method, RMS average

UL Korea, Ltd. Suwon Laboratory FORM ID: FCC_15E
218 Maeyeong-ro, Yeongtong-gu, Suwon-si, Gyeonggi-do, 16675 Korea TEL: (031) 337-9902,FAX: (031) 213-5433
UL Korea, Ltd. Confidential
This report shall not be reproduced except in full, without the written approval of UL Korea, Ltd.

MID CHANNEL HORIZONTAL

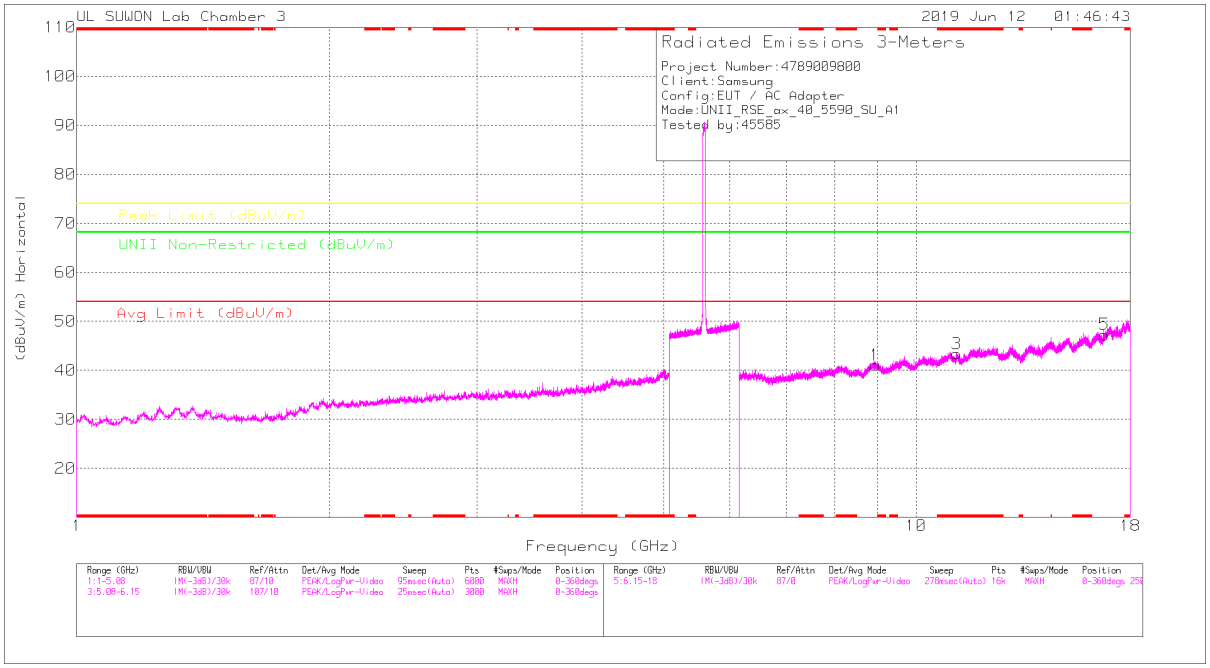

MID CHANNEL VERTICAL

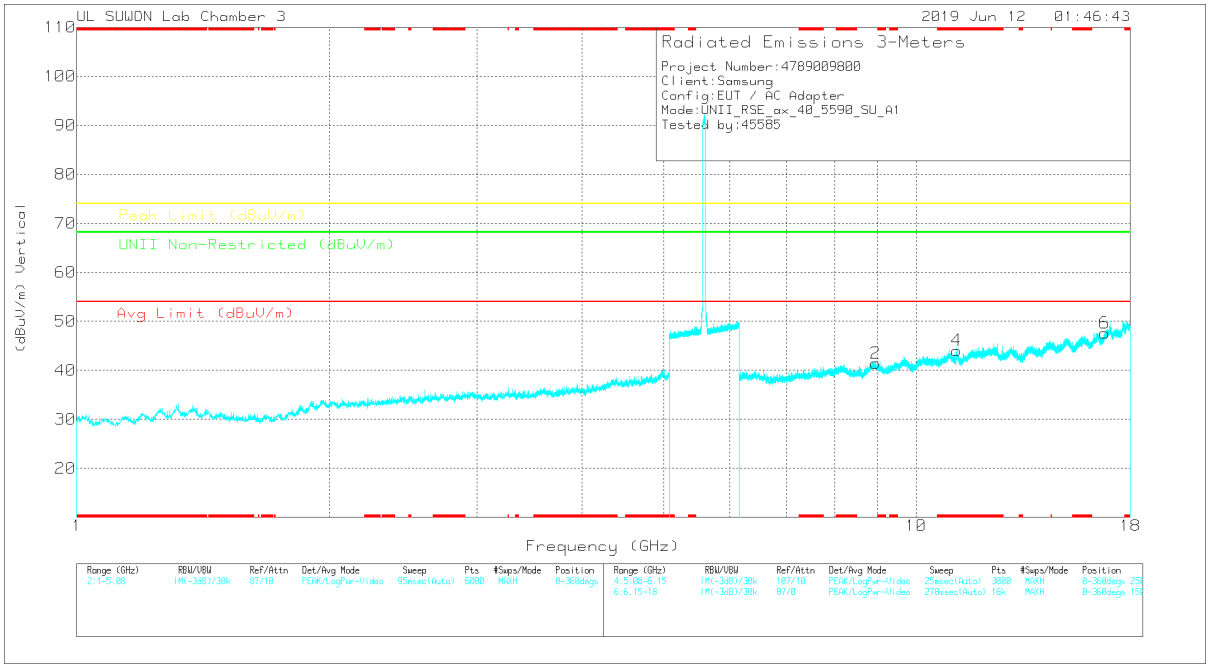

Note: Emission was scanned up to 40GHz; No emissions were detected above the noise floor which was at least 20dB below the specification limit.

UL Korea, Ltd. Confidential
This report shall not be reproduced except in full, without the written approval of UL Korea, Ltd.

MID CHANNEL DATA

Trace Markers

Marker	Frequency (GHz)	Meter Reading (dBuV)	Det	3117_00205959	6GHz_HP[dB]	DC Corr (dB)	Corrected Reading (dBuV/m)	Avg Limit (dBuV/m)	Margin (dB)	Peak Limit (dBuV/m)	Margin (dB)	UNII Non-Restricted (dBuV/m)	Margin (dB)	Azimuth (Degs)	Height (cm)	Polarity
1	8.939	25.45	PK	36.6	-21	0	41.05	-	-	-	-	68.2	-27.15	0-360	250	H
3	* 11.181	24.55	PK	38.3	-19.5	0	43.35	-	-	74	-30.65	-	-	0-360	150	H
5	16.767	22.59	PK	41.4	-16.7	0	47.29	-	-	-	-	68.2	-20.91	0-360	150	H
2	8.943	25.93	PK	36.6	-21.1	0	41.43	-	-	-	-	68.2	-26.77	0-360	250	V
4	* 11.176	25.35	PK	38.3	-19.6	0	44.05	-	-	74	-29.95	-	-	0-360	150	V
6	16.773	22.83	PK	41.4	-16.6	0	47.63	-	-	-	-	68.2	-20.57	0-360	250	V

* - indicates frequency in CFR47 Pt 15 / IC RSS-Restricted Band
PK – Peak Detector

Radiated Emissions

Frequency (GHz)	Meter Reading (dBuV)	Det	3117_00205959	6GHz_HP[dB]	DC Corr (dB)	Corrected Reading (dBuV/m)	Avg Limit (dBuV/m)	Margin (dB)	Peak Limit (dBuV/m)	Margin (dB)	UNII Non-Restricted (dBuV/m)	Margin (dB)	Azimuth (Degs)	Height (cm)	Polarity
* 11.167	35.77	PK-U	38.3	-19.7	0	54.37	-	-	74	-19.63	-	-	162	175	H
* 11.181	24.36	ADR	38.3	-19.5	0	43.16	54	-10.84	-	-	-	-	162	175	H
* 11.175	35.83	PK-U	38.3	-19.6	0	54.53	-	-	74	-19.47	-	-	186	129	V
* 11.175	24.29	ADR	38.3	-19.5	0	43.09	54	-10.91	-	-	-	-	186	129	V

* - indicates frequency in CFR47 Pt 15 / IC RSS-Restricted Band
PK-U - U-NII: Maximum Peak
ADR - U-NII AD primary method, RMS average

UL Korea, Ltd. Suwon Laboratory FORM ID: FCC_15E
218 Maeyeong-ro, Yeongtong-gu, Suwon-si, Gyeonggi-do, 16675 Korea TEL: (031) 337-9902,FAX: (031) 213-5433
UL Korea, Ltd. Confidential
This report shall not be reproduced except in full, without the written approval of UL Korea, Ltd.