HIGH CHANNEL HORIZONTAL

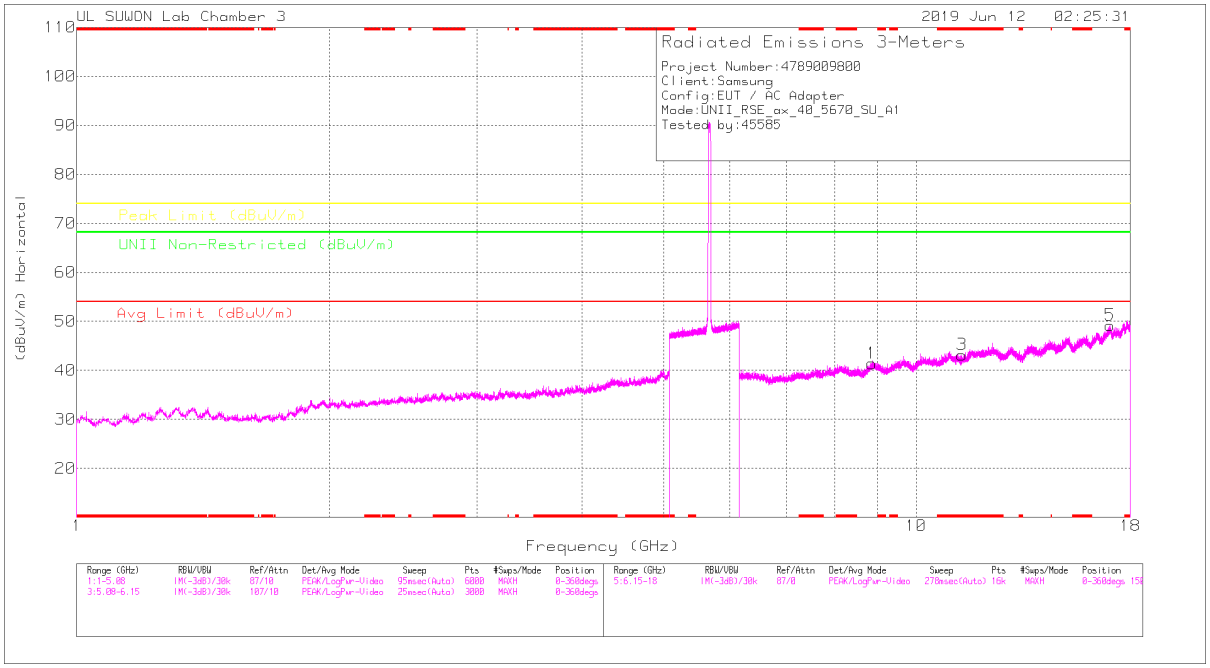

HIGH CHANNEL VERTICAL

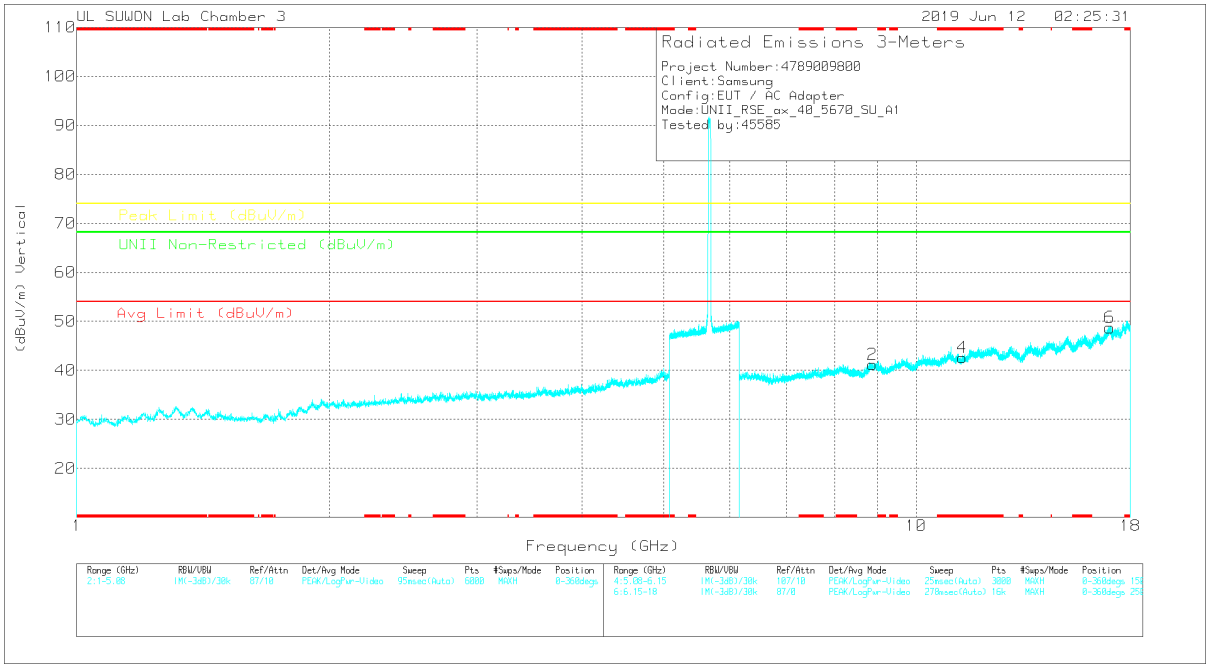

Note: Emission was scanned up to 40GHz; No emissions were detected above the noise floor which was at least 20dB below the specification limit.

UL Korea, Ltd. Confidential
This report shall not be reproduced except in full, without the written approval of UL Korea, Ltd.

HIGH CHANNEL DATA

Trace Markers

Marker	Frequency (GHz)	Meter Reading (dBuV)	Det	3117_00205959	6GHz_HP[dB]	DC Corr (dB)	Corrected Reading (dBuV/m)	Avg Limit (dBuV/m)	Margin (dB)	Peak Limit (dBuV/m)	Margin (dB)	UNII Non-Restricted (dBuV/m)	Margin (dB)	Azimuth (Degs)	Height (cm)	Polarity
1	8.853	25.71	PK	36.5	-20.8	0	41.41	-	-	-	-	68.2	-26.79	0-360	150	H
3	* 11.339	24.49	PK	38.4	-19.7	0	43.19	-	-	74	-30.81	-	-	0-360	250	H
5	17.011	23.41	PK	41.7	-15.9	0	49.21	-	-	-	-	68.2	-18.99	0-360	150	H
2	8.867	25.46	PK	36.5	-20.8	0	41.16	-	-	-	-	68.2	-27.04	0-360	150	V
4	* 11.343	23.87	PK	38.4	-19.7	0	42.57	-	-	74	-31.43	-	-	0-360	150	V
6	17.01	22.92	PK	41.7	-15.9	0	48.72	-	-	-	-	68.2	-19.48	0-360	150	V

* - indicates frequency in CFR47 Pt 15 / IC RSS-Restricted Band
PK – Peak Detector

Note: Only peak measurement was performed. Because peak measurement result of unwanted emission is less than average limit (54dBuV/m).

UL Korea, Ltd. Suwon Laboratory FORM ID: FCC_15E
218 Maeyeong-ro, Yeongtong-gu, Suwon-si, Gyeonggi-do, 16675 Korea TEL: (031) 337-9902,FAX: (031) 213-5433
UL Korea, Ltd. Confidential
This report shall not be reproduced except in full, without the written approval of UL Korea, Ltd.

HE40 SU mode (ANT_2)

LOW CHANNEL HORIZONTAL

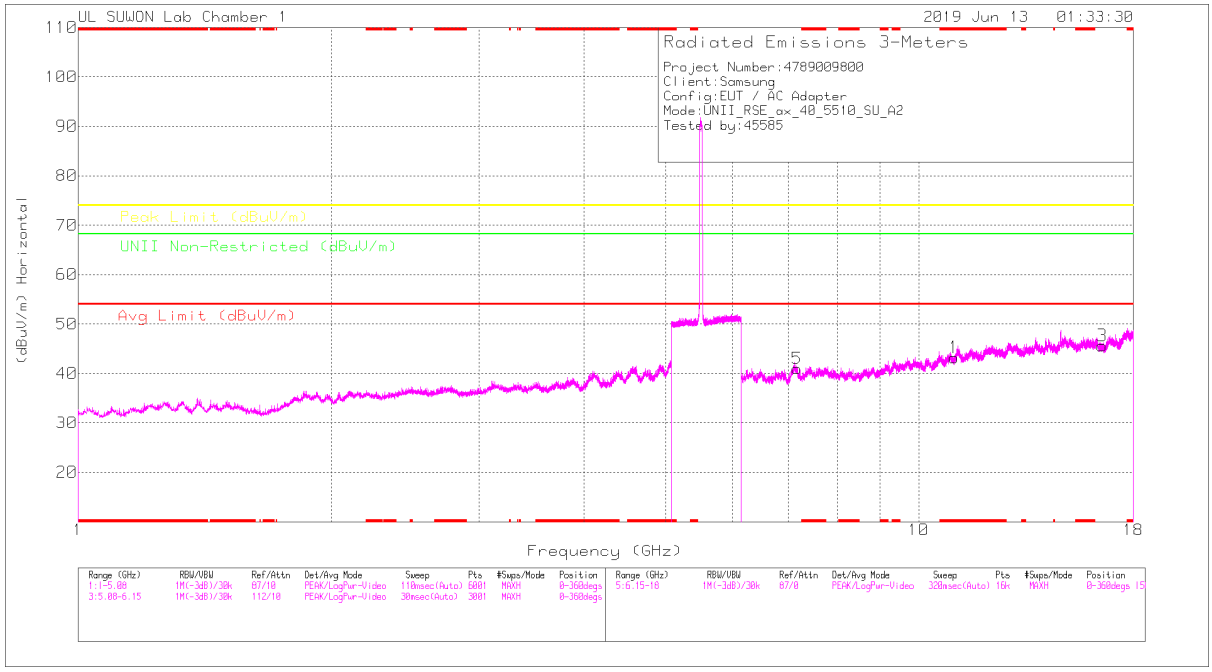

LOW CHANNEL VERTICAL

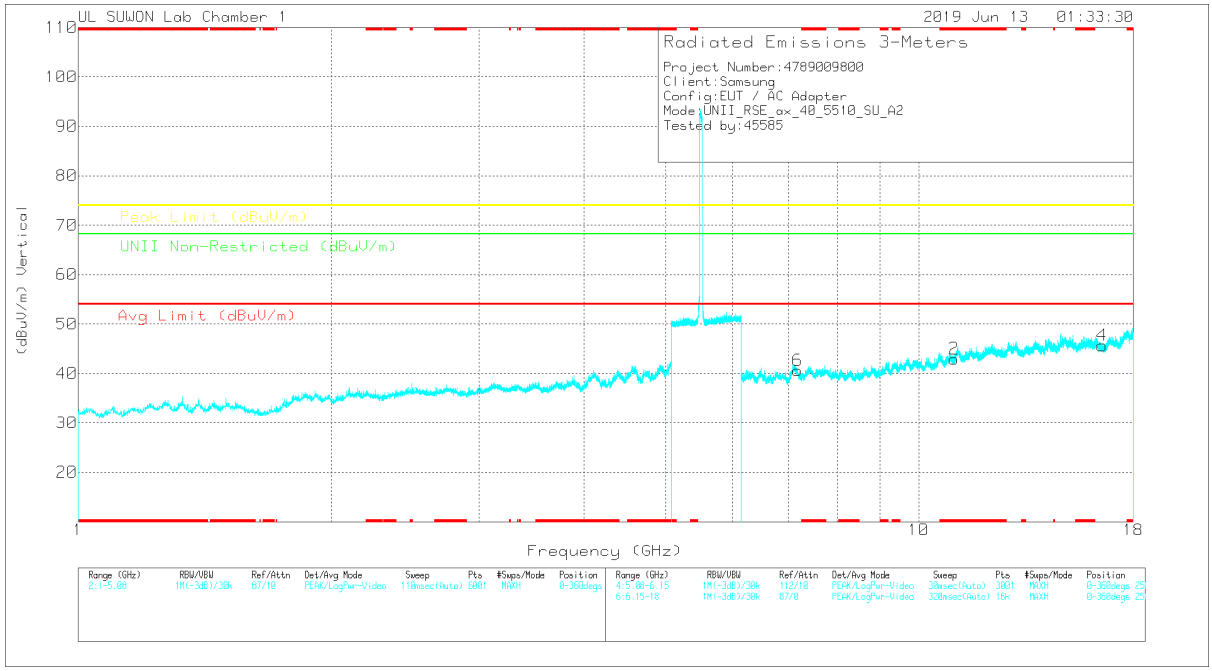

Note: Emission was scanned up to 40GHz; No emissions were detected above the noise floor which was at least 20dB below the specification limit.

UL Korea, Ltd. Confidential
This report shall not be reproduced except in full, without the written approval of UL Korea, Ltd.

LOW CHANNEL DATA

Trace Markers

Marker	Frequency (GHz)	Meter Reading (dBuV)	Det	3117_00168724	6GHz_HP[dB]	DC Corr (dB)	Corrected Reading (dBuV/m)	Avg Limit (dBuV/m)	Margin (dB)	Peak Limit (dBuV/m)	Margin (dB)	UNII Non-Restricted (dBuV/m)	Margin (dB)	Azimuth (Degs)	Height (cm)	Polarity
1	* 11.01931	25.71	PK	38.1	-20.6	0	43.21	-	-	74	-30.79	-	-	0-360	250	H
3	16.52847	25	PK	40.5	-19.9	0	45.6	-	-	-	-	68.2	-22.6	0-360	150	H
5	7.16385	29.87	PK	36	-24.9	0	40.97	-	-	-	-	68.2	-27.23	0-360	250	H
2	* 11.01857	25.45	PK	38.1	-20.6	0	42.95	-	-	74	-31.05	-	-	0-360	150	V
4	16.52922	24.96	PK	40.5	-19.8	0	45.66	-	-	-	-	68.2	-22.54	0-360	150	V
6	7.17792	29.59	PK	36.1	-25.1	0	40.59	-	-	-	-	68.2	-27.61	0-360	250	V

* - indicates frequency in CFR47 Pt 15 / IC RSS-Restricted Band
PK – Peak Detector

Note: Only peak measurement was performed. Because peak measurement result of unwanted emission is less than average limit (54dBuV/m).

UL Korea, Ltd. Confidential
This report shall not be reproduced except in full, without the written approval of UL Korea, Ltd.

MID CHANNEL HORIZONTAL

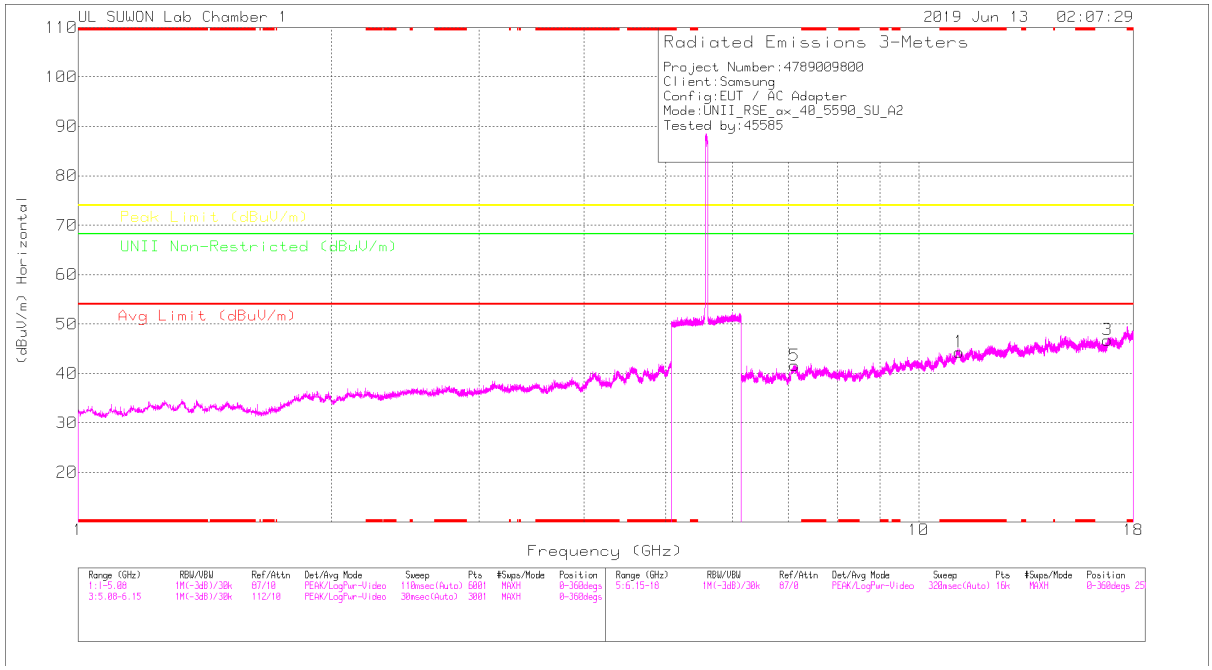

MID CHANNEL VERTICAL

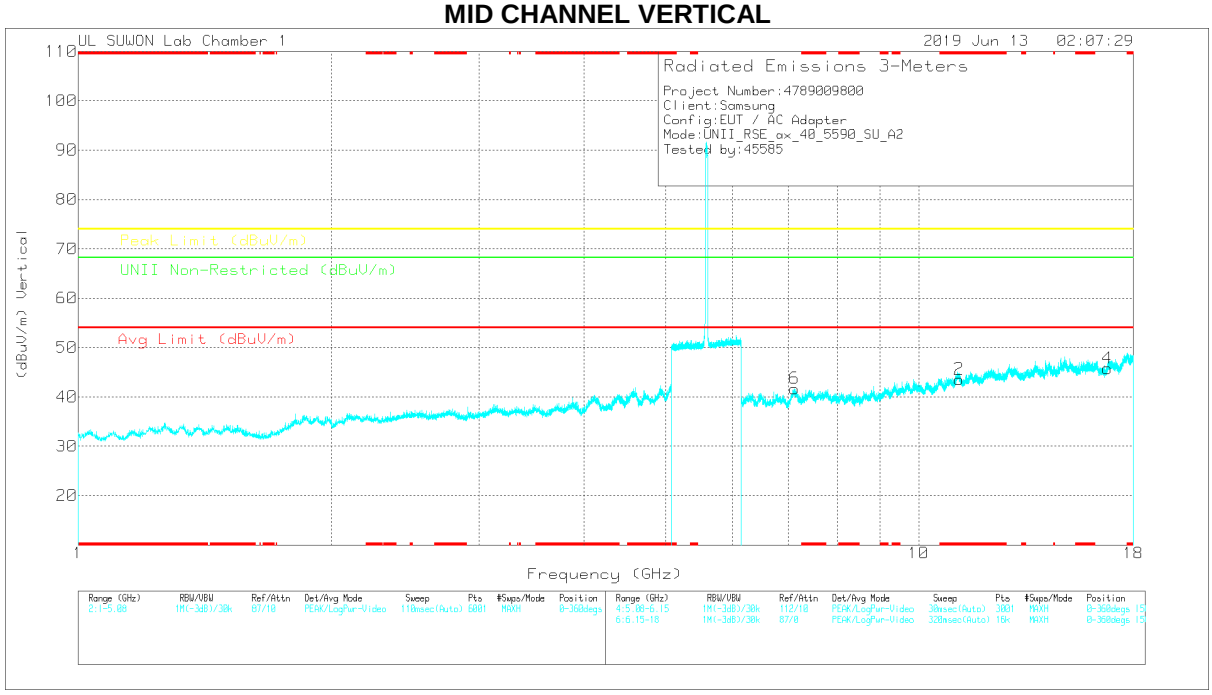

Note: Emission was scanned up to 40GHz; No emissions were detected above the noise floor which was at least 20dB below the specification limit.

UL Korea, Ltd. Confidential
This report shall not be reproduced except in full, without the written approval of UL Korea, Ltd.

MID CHANNEL DATA

Trace Markers

Marker	Frequency (GHz)	Meter Reading (dBuV)	Det	3117_00168724	6GHz_HP[dB]	DC Corr (dB)	Corrected Reading (dBuV/m)	Avg Limit (dBuV/m)	Margin (dB)	Peak Limit (dBuV/m)	Margin (dB)	UNII Non-Restricted (dBuV/m)	Margin (dB)	Azimuth (Degs)	Height (cm)	Polarity
1	* 11.17927	25.85	PK	38.2	-19.7	0	44.35	-	-	74	-29.65	-	-	0-360	150	H
3	16.76916	24.59	PK	41	-18.8	0	46.79	-	-	-	-	68.2	-21.41	0-360	250	H
5	7.11794	29.31	PK	36	-23.7	0	41.61	-	-	-	-	68.2	-26.59	0-360	150	H
2	* 11.17853	25.09	PK	38.2	-19.7	0	43.59	-	-	74	-30.41	-	-	0-360	150	V
4	16.77213	23.58	PK	41	-18.8	0	45.78	-	-	-	-	68.2	-22.42	0-360	250	V
6	7.11794	29.4	PK	36	-23.7	0	41.7	-	-	-	-	68.2	-26.5	0-360	250	V

* - indicates frequency in CFR47 Pt 15 / IC RSS-Restricted Band
PK – Peak Detector

Note: Only peak measurement was performed. Because peak measurement result of unwanted emission is less than average limit (54dBuV/m).

UL Korea, Ltd. Confidential
This report shall not be reproduced except in full, without the written approval of UL Korea, Ltd.

HIGH CHANNEL HORIZONTAL

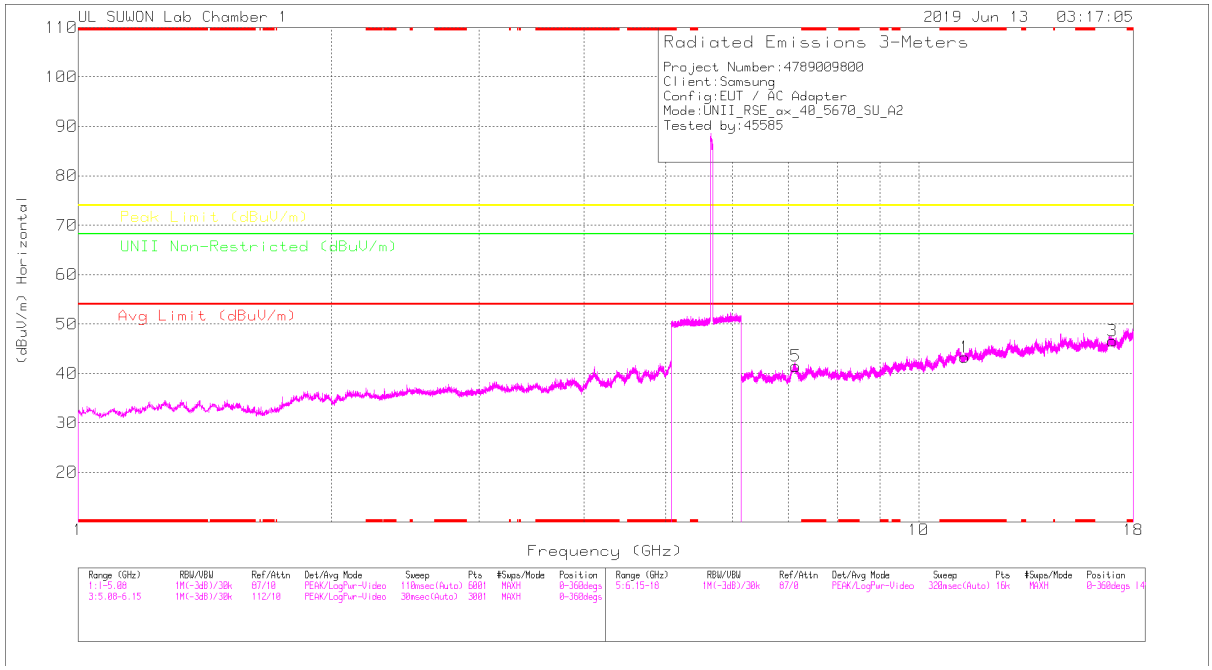

HIGH CHANNEL VERTICAL

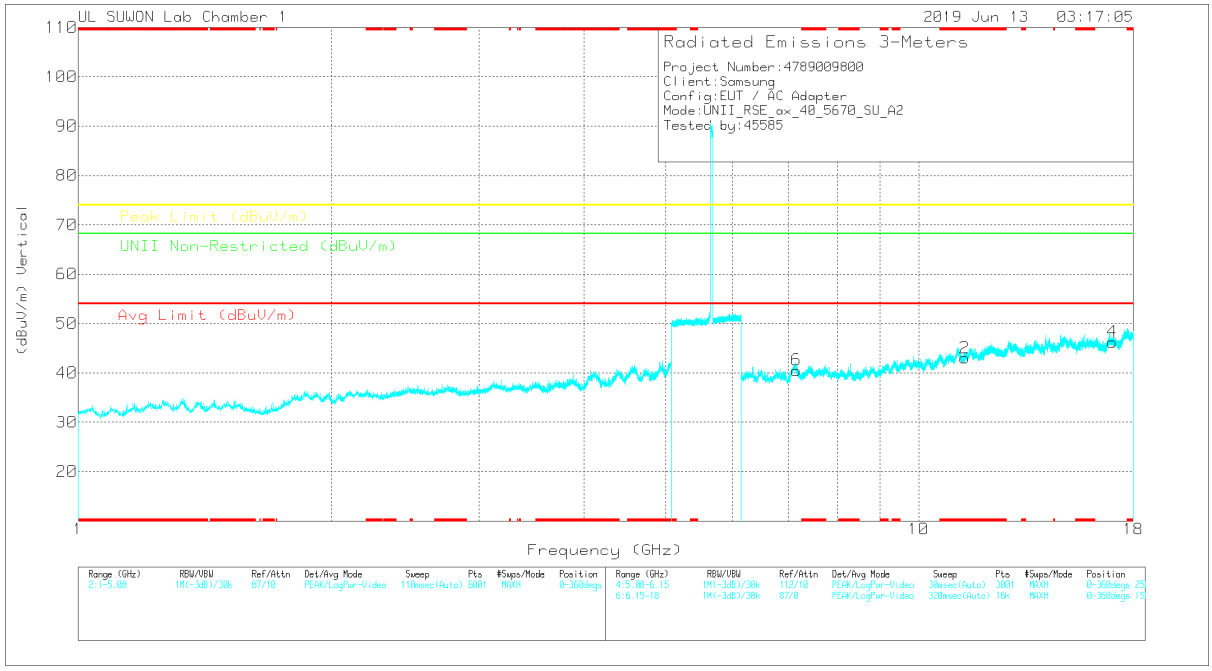

Note: Emission was scanned up to 40GHz; No emissions were detected above the noise floor which was at least 20dB below the specification limit.

UL Korea, Ltd. Confidential
This report shall not be reproduced except in full, without the written approval of UL Korea, Ltd.

HIGH CHANNEL DATA

Trace Markers

Marker	Frequency (GHz)	Meter Reading (dBuV)	Det	3117_00168724	6GHz_HP[dB]	DC Corr (dB)	Corrected Reading (dBuV/m)	Avg Limit (dBuV/m)	Margin (dB)	Peak Limit (dBuV/m)	Margin (dB)	UNII Non-Restricted (dBuV/m)	Margin (dB)	Azimuth (Degs)	Height (cm)	Polarity
1	* 11.34146	25.3	PK	38.3	-20.3	0	43.3	-	-	74	-30.7	-	-	0-360	250	H
3	17.01059	24	PK	41.3	-18.7	0	46.6	-	-	-	-	68.2	-21.6	0-360	149	H
5	7.13941	29.66	PK	36	-24.2	0	41.46	-	-	-	-	68.2	-26.74	0-360	250	H
2	* 11.34072	25.04	PK	38.3	-20.3	0	43.04	-	-	74	-30.96	-	-	0-360	250	V
4	17.01059	23.66	PK	41.3	-18.7	0	46.26	-	-	-	-	68.2	-21.94	0-360	150	V
6	7.15349	29.05	PK	36	-24.5	0	40.55	-	-	-	-	68.2	-27.65	0-360	150	V

* - indicates frequency in CFR47 Pt 15 / IC RSS-Restricted Band
PK – Peak Detector

Note: Only peak measurement was performed. Because peak measurement result of unwanted emission is less than average limit (54dBuV/m).

UL Korea, Ltd. Confidential
This report shall not be reproduced except in full, without the written approval of UL Korea, Ltd.

HE80 SU mode (ANT_1)

LOW CHANNEL HORIZONTAL

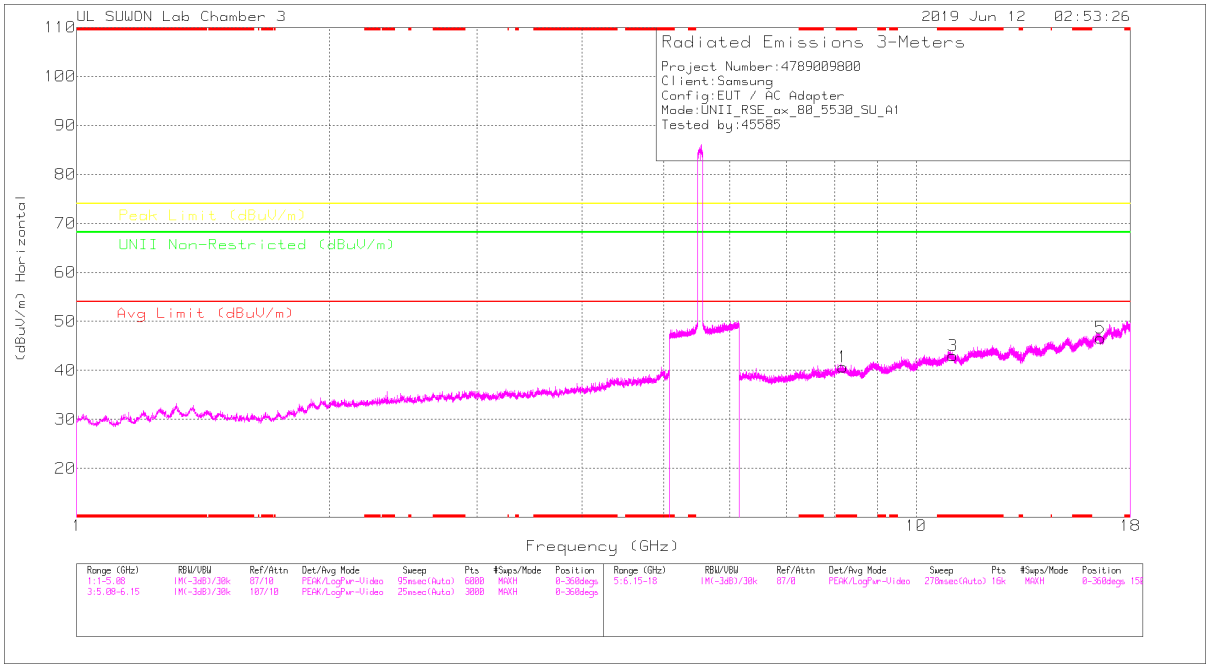

LOW CHANNEL VERTICAL

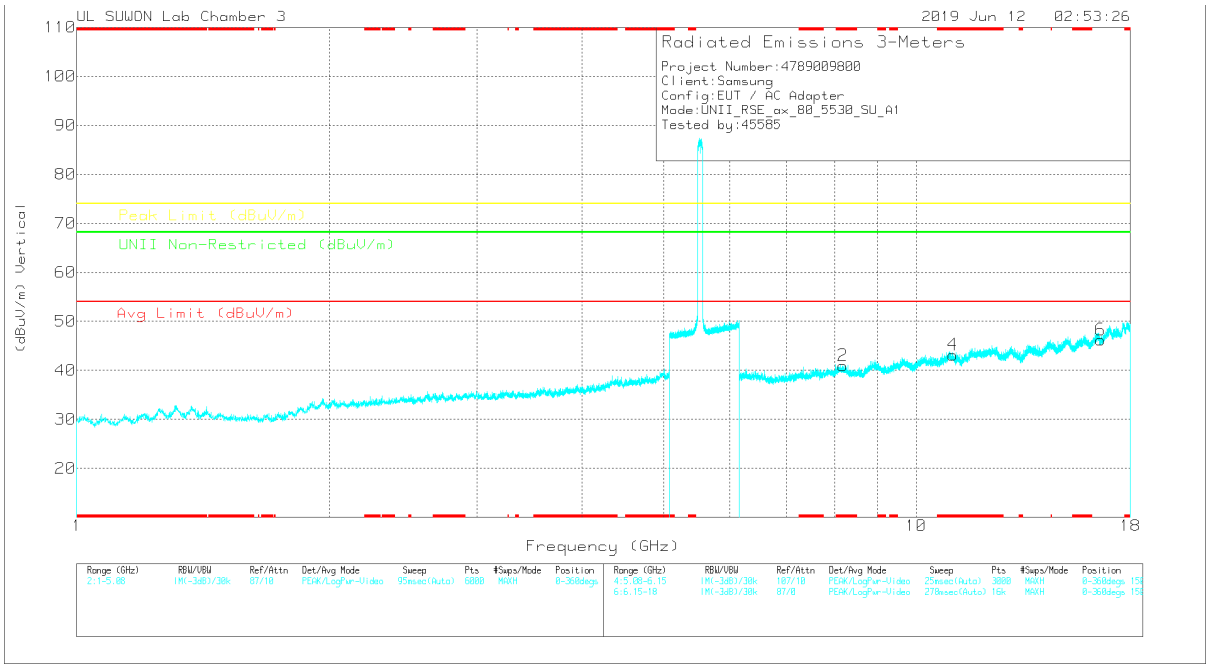

Note: Emission was scanned up to 40GHz; No emissions were detected above the noise floor which was at least 20dB below the specification limit.

UL Korea, Ltd. Confidential
This report shall not be reproduced except in full, without the written approval of UL Korea, Ltd.

LOW CHANNEL DATA

Trace Markers

Marker	Frequency (GHz)	Meter Reading (dBuV)	Det	3117_00205959	6GHz_HP[dB]	DC Corr (dB)	Corrected Reading (dBuV/m)	Avg Limit (dBuV/m)	Margin (dB)	Peak Limit (dBuV/m)	Margin (dB)	UNII Non-Restricted (dBuV/m)	Margin (dB)	Azimuth (Degs)	Height (cm)	Polarity
1	* 8.182	26.2	PK	36.3	-21.8	0	40.7	-	-	74	-33.3	-	-	0-360	250	H
3	* 11.056	24.29	PK	38.2	-19.5	0	42.99	-	-	74	-31.01	-	-	0-360	150	H
5	16.586	22.92	PK	40.9	-17.2	0	46.62	-	-	-	-	68.2	-21.58	0-360	250	H
2	* 8.178	26.48	PK	36.3	-21.8	0	40.98	-	-	74	-33.02	-	-	0-360	150	V
4	* 11.055	24.38	PK	38.2	-19.4	0	43.18	-	-	74	-30.82	-	-	0-360	250	V
6	16.591	22.44	PK	41	-17.2	0	46.24	-	-	-	-	68.2	-21.96	0-360	150	V

* - indicates frequency in CFR47 Pt 15 / IC RSS-Restricted Band
PK – Peak Detector

Note: Only peak measurement was performed. Because peak measurement result of unwanted emission is less than average limit (54dBuV/m).

UL Korea, Ltd. Confidential
This report shall not be reproduced except in full, without the written approval of UL Korea, Ltd.

HIGH CHANNEL HORIZONTAL

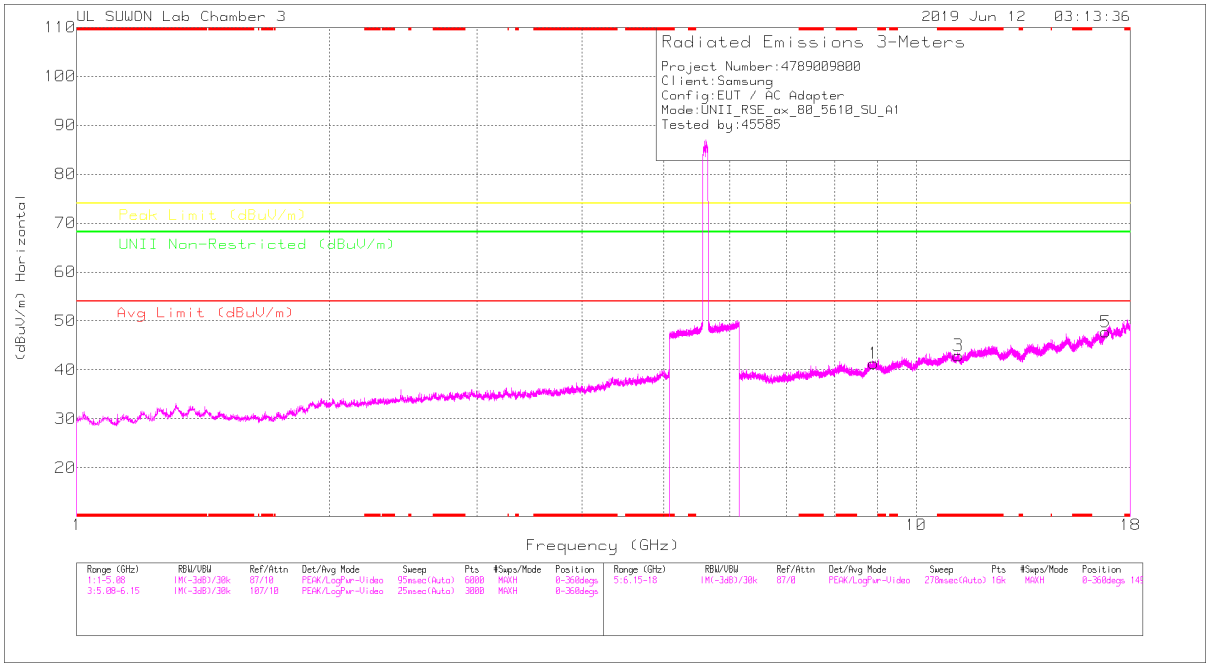

HIGH CHANNEL VERTICAL

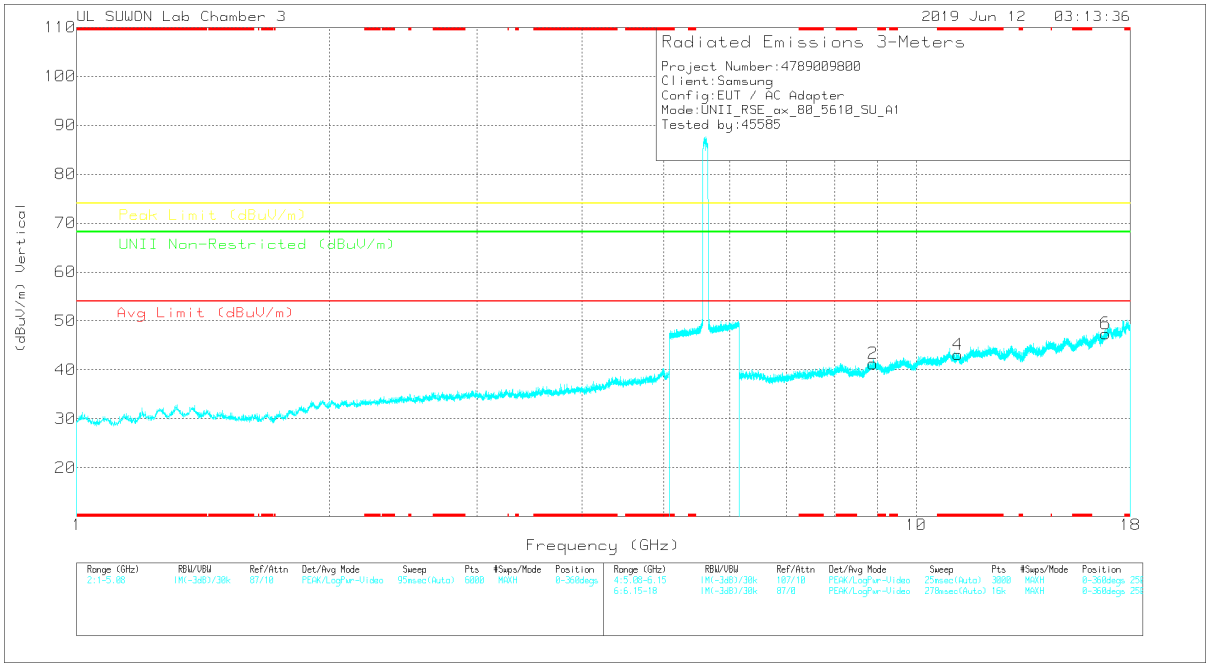

Note: Emission was scanned up to 40GHz; No emissions were detected above the noise floor which was at least 20dB below the specification limit.

UL Korea, Ltd. Confidential
This report shall not be reproduced except in full, without the written approval of UL Korea, Ltd.

HIGH CHANNEL DATA

Trace Markers

Marker	Frequency (GHz)	Meter Reading (dBuV)	Det	3117_00205959	6GHz_HP[dB]	DC Corr (dB)	Corrected Reading (dBuV/m)	Avg Limit (dBuV/m)	Margin (dB)	Peak Limit (dBuV/m)	Margin (dB)	UNII Non-Restricted (dBuV/m)	Margin (dB)	Azimuth (Degs)	Height (cm)	Polarity
1	8.897	25.79	PK	36.5	-21	0	41.29	-	-	-	-	68.2	-26.91	0-360	250	H
3	* 11.224	23.91	PK	38.4	-19.4	0	42.91	-	-	74	-31.09	-	-	0-360	149	H
5	16.827	22.64	PK	41.5	-16.4	0	47.74	-	-	-	-	68.2	-20.46	0-360	250	H
2	8.888	25.68	PK	36.5	-20.9	0	41.28	-	-	-	-	68.2	-26.92	0-360	149	V
4	* 11.222	24.09	PK	38.4	-19.4	0	43.09	-	-	74	-30.91	-	-	0-360	149	V
6	16.83	22.31	PK	41.5	-16.4	0	47.41	-	-	-	-	68.2	-20.79	0-360	250	V

* - indicates frequency in CFR47 Pt 15 / IC RSS-Restricted Band
PK – Peak Detector

Note: Only peak measurement was performed. Because peak measurement result of unwanted emission is less than average limit (54dBuV/m).

UL Korea, Ltd. Confidential
This report shall not be reproduced except in full, without the written approval of UL Korea, Ltd.

HE80 SU mode (ANT_2)

LOW CHANNEL HORIZONTAL

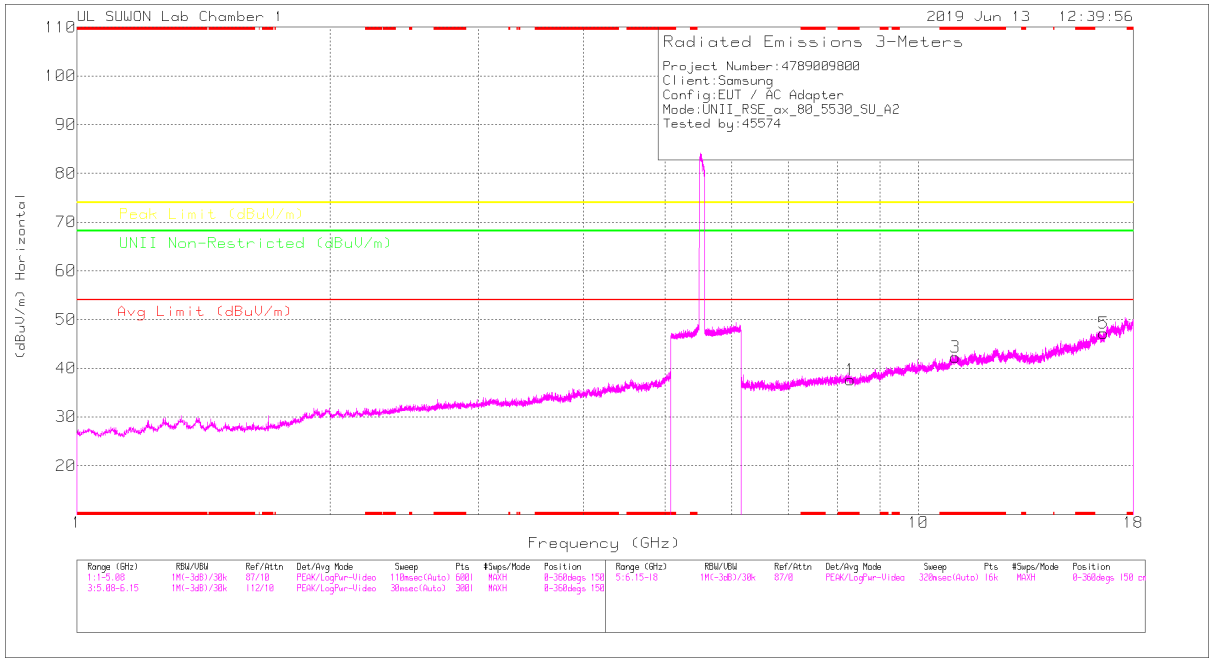

LOW CHANNEL VERTICAL

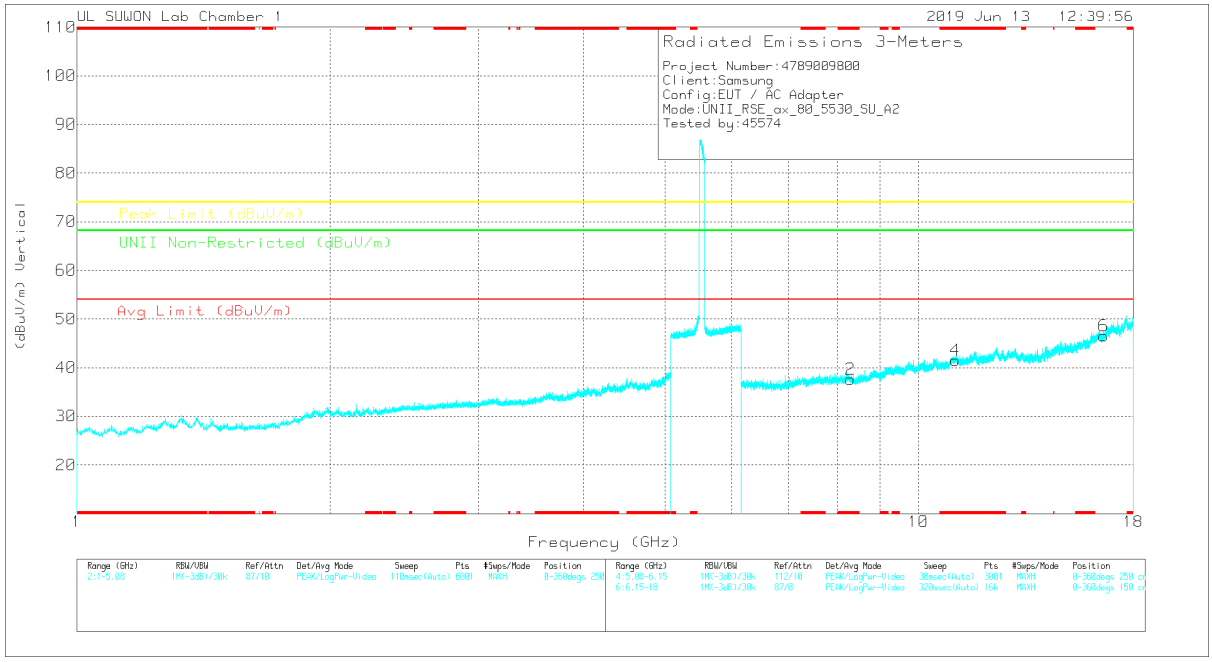

Note: Emission was scanned up to 40GHz; No emissions were detected above the noise floor which was at least 20dB below the specification limit.

UL Korea, Ltd. Confidential
This report shall not be reproduced except in full, without the written approval of UL Korea, Ltd.

LOW CHANNEL DATA

Trace Markers

Marker	Frequency (GHz)	Meter Reading (dBuV)	Det	3117_00168717	6GHz_HP[dB]	DC Corr (dB)	Corrected Reading (dBuV/m)	Avg Limit (dBuV/m)	Margin (dB)	Peak Limit (dBuV/m)	Margin (dB)	UNII Non-Restricted (dBuV/m)	Margin (dB)	Azimuth (Degs)	Height (cm)	Polarity
1	* 8.29694	26.46	PK	36.4	-25.3	0	37.56	-	-	74	-36.44	-	-	0-360	150	H
3	* 11.06152	26.17	PK	38.2	-22.1	0	42.27	-	-	74	-31.73	-	-	0-360	250	H
5	16.59142	24.94	PK	41	-18.8	0	47.14	-	-	-	-	68.2	-21.06	0-360	250	H
2	* 8.29546	26.64	PK	36.4	-25.4	0	37.64	-	-	74	-36.36	-	-	0-360	250	V
4	* 11.06226	25.42	PK	38.2	-22.1	0	41.52	-	-	74	-32.48	-	-	0-360	250	V
6	16.59179	24.3	PK	41	-18.8	0	46.5	-	-	-	-	68.2	-21.7	0-360	250	V

* - indicates frequency in CFR47 Pt 15 / IC RSS-Restricted Band
PK – Peak Detector

Note: Only peak measurement was performed. Because peak measurement result of unwanted emission is less than average limit (54dBuV/m).

UL Korea, Ltd. Confidential
This report shall not be reproduced except in full, without the written approval of UL Korea, Ltd.

HIGH CHANNEL HORIZONTAL

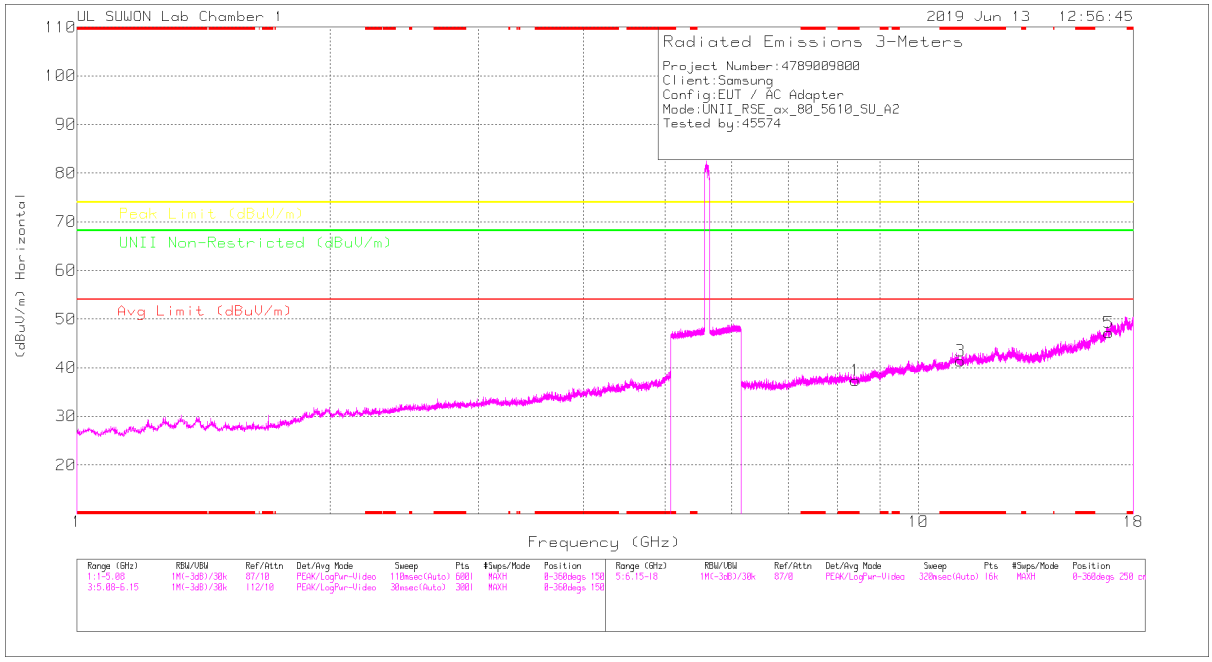

HIGH CHANNEL VERTICAL

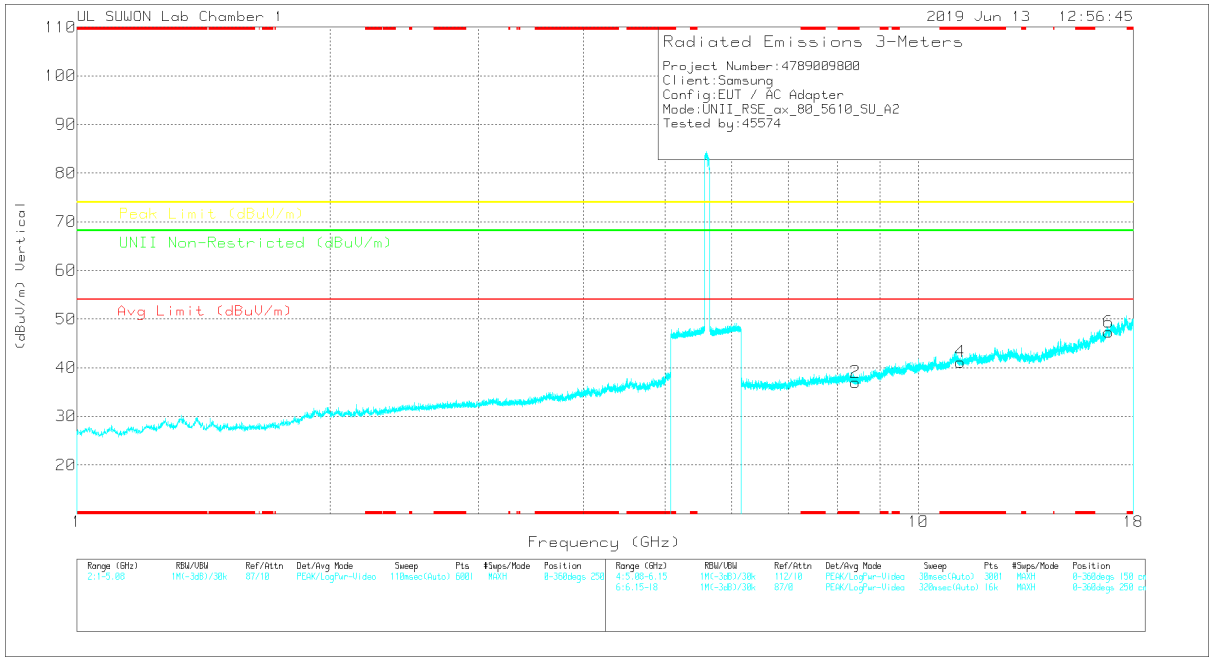

Note: Emission was scanned up to 40GHz; No emissions were detected above the noise floor which was at least 20dB below the specification limit.

UL Korea, Ltd. Confidential
This report shall not be reproduced except in full, without the written approval of UL Korea, Ltd.

HIGH CHANNEL DATA

Trace Markers

Marker	Frequency (GHz)	Meter Reading (dBuV)	Det	3117_00168717	6GHz_HP[dB]	DC Corr (dB)	Corrected Reading (dBuV/m)	Avg Limit (dBuV/m)	Margin (dB)	Peak Limit (dBuV/m)	Margin (dB)	UNII Non-Restricted (dBuV/m)	Margin (dB)	Azimuth (Degs)	Height (cm)	Polarity
1	* 8.41691	26.88	PK	36.3	-25.8	0	37.38	-	-	74	-36.62	-	-	0-360	250	H
3	* 11.21926	25.51	PK	38.4	-22.5	0	41.41	-	-	74	-32.59	-	-	0-360	250	H
5	16.82915	24.1	PK	41.5	-18.4	0	47.2	-	-	-	-	68.2	-21	0-360	250	H
2	* 8.41543	26.53	PK	36.3	-25.8	0	37.03	-	-	74	-36.97	-	-	0-360	250	V
4	* 11.22074	25.27	PK	38.4	-22.5	0	41.17	-	-	74	-32.83	-	-	0-360	150	V
6	16.82989	24.19	PK	41.5	-18.4	0	47.29	-	-	-	-	68.2	-20.91	0-360	150	V

* - indicates frequency in CFR47 Pt 15 / IC RSS-Restricted Band
PK – Peak Detector

Note: Only peak measurement was performed. Because peak measurement result of unwanted emission is less than average limit (54dBuV/m).

UL Korea, Ltd. Confidential
This report shall not be reproduced except in full, without the written approval of UL Korea, Ltd.

HE20 RU mode (ANT_1 / 26T / Low: 4, Mid: 4, High: 4)

LOW CHANNEL HORIZONTAL

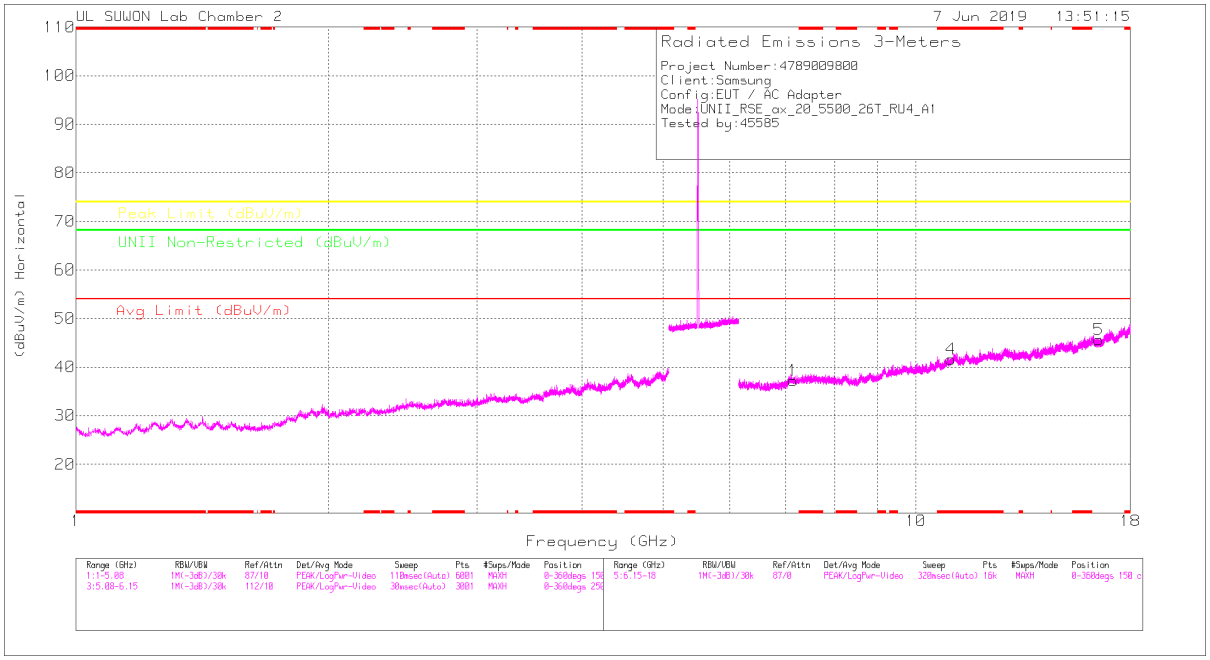

LOW CHANNEL VERTICAL

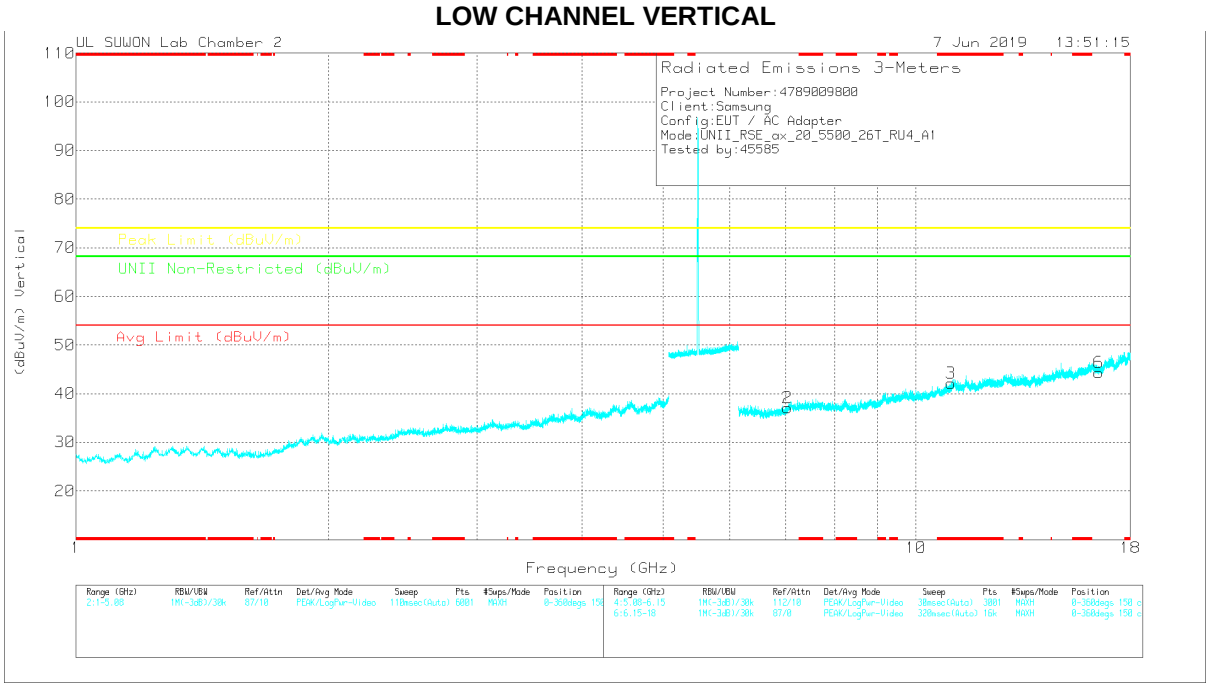

Note: Emission was scanned up to 40GHz; No emissions were detected above the noise floor which was at least 20dB below the specification limit.

UL Korea, Ltd. Confidential
This report shall not be reproduced except in full, without the written approval of UL Korea, Ltd.

LOW CHANNEL DATA

Trace Markers

Marker	Frequency (GHz)	Meter Reading (dBuV)	Det	3117_00168724	6GHz_HP(dB)	DC Corr (dB)	Corrected Reading (dBuV/m)	Avg Limit (dBuV/m)	Margin (dB)	Peak Limit (dBuV/m)	Margin (dB)	UNII Non-Restricted (dBuV/m)	Margin (dB)	Azimuth (Degs)	Height (cm)	Polarity
1	7.145	25.58	PK	36	-24.3	0	37.28	-	-	-	-	68.2	-30.92	0-360	250	H
4	* 11.004	23.97	PK	38.1	-20.5	0	41.57	-	-	74	-32.43	-	-	0-360	150	H
5	16.5	24.93	PK	40.5	-19.8	0	45.63	-	-	-	-	68.2	-22.57	0-360	250	H
2	7.03	26.34	PK	35.9	-25.1	0	37.14	-	-	-	-	68.2	-31.06	0-360	250	V
3	* 10.999	24.6	PK	38.1	-20.6	0	42.1	-	-	74	-31.9	-	-	0-360	250	V
6	16.5	23.61	PK	40.5	-19.8	0	44.31	-	-	-	-	68.2	-23.89	0-360	150	V

* - indicates frequency in CFR47 Pt 15 / IC RSS-Restricted Band
PK – Peak Detector

Note: Only peak measurement was performed. Because peak measurement result of unwanted emission is less than average limit (54dBuV/m).

UL Korea, Ltd. Confidential
This report shall not be reproduced except in full, without the written approval of UL Korea, Ltd.

MID CHANNEL HORIZONTAL

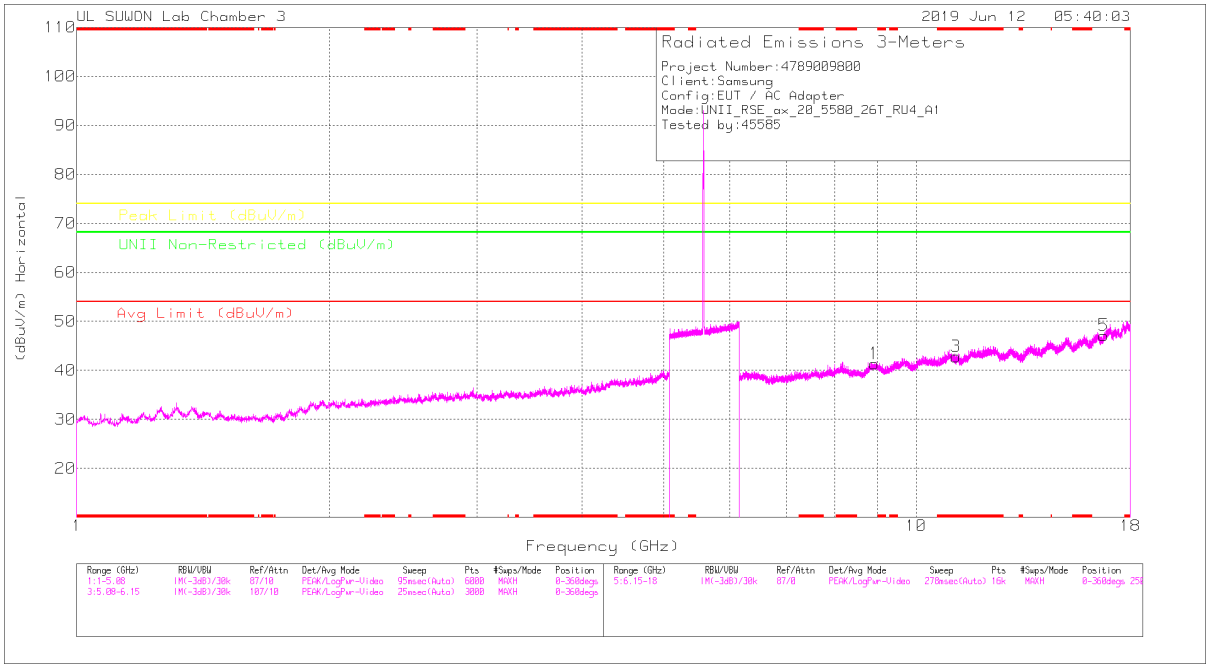

MID CHANNEL VERTICAL

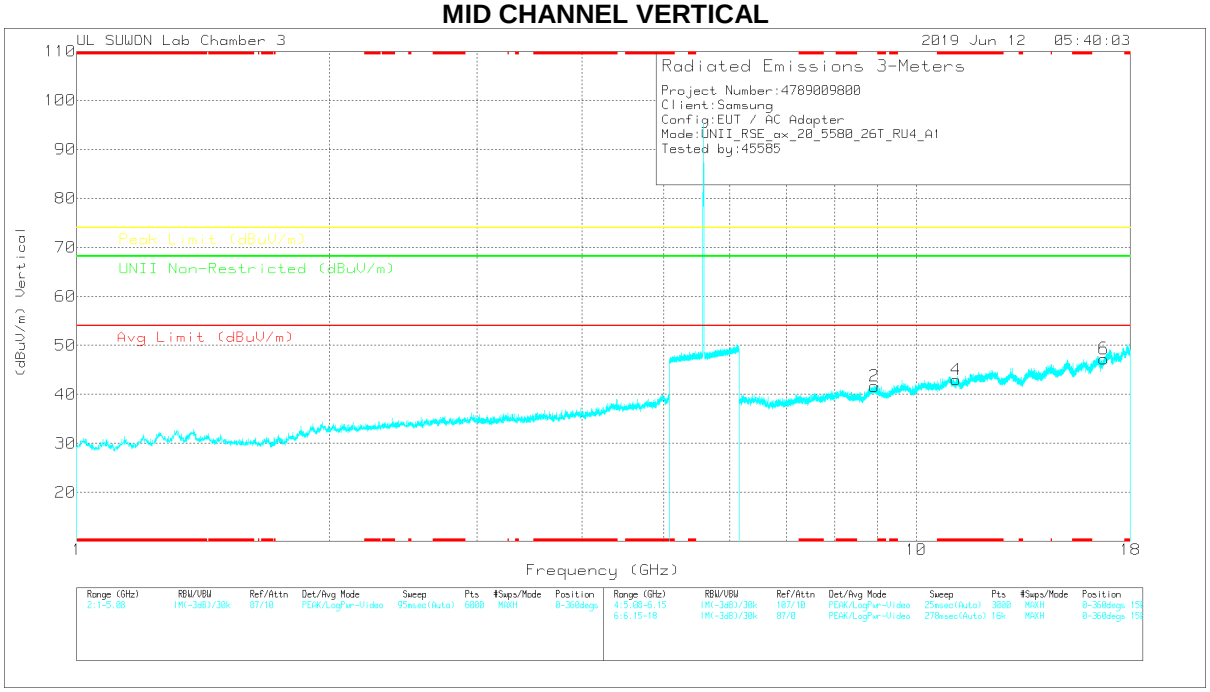

Note: Emission was scanned up to 40GHz; No emissions were detected above the noise floor which was at least 20dB below the specification limit.

UL Korea, Ltd. Confidential
This report shall not be reproduced except in full, without the written approval of UL Korea, Ltd.

MID CHANNEL DATA

Trace Markers

Marker	Frequency (GHz)	Meter Reading (dBuV)	Det	3117_00205959	6GHz_HP[dB]	DC Corr (dB)	Corrected Reading (dBuV/m)	Avg Limit (dBuV/m)	Margin (dB)	Peak Limit (dBuV/m)	Margin (dB)	UNII Non-Restricted (dBuV/m)	Margin (dB)	Azimuth (Degs)	Height (cm)	Polarity
1	8.911	25.77	PK	36.6	-21	0	41.37	-	-	-	-	68.2	-26.83	0-360	150	H
3	* 11.164	24.12	PK	38.3	-19.6	0	42.82	-	-	74	-31.18	-	-	0-360	150	H
5	16.739	22.73	PK	41.3	-16.9	0	47.13	-	-	-	-	68.2	-21.07	0-360	250	H
2	8.917	26.06	PK	36.6	-21	0	41.66	-	-	-	-	68.2	-26.54	0-360	150	V
4	* 11.159	24.27	PK	38.3	-19.6	0	42.97	-	-	74	-31.03	-	-	0-360	150	V
6	16.742	22.87	PK	41.3	-16.9	0	47.27	-	-	-	-	68.2	-20.93	0-360	150	V

* - indicates frequency in CFR47 Pt 15 / IC RSS-Restricted Band
PK – Peak detector

Note: Only peak measurement was performed. Because peak measurement result of unwanted emission is less than average limit (54dBuV/m).

UL Korea, Ltd. Confidential
This report shall not be reproduced except in full, without the written approval of UL Korea, Ltd.

HIGH CHANNEL HORIZONTAL

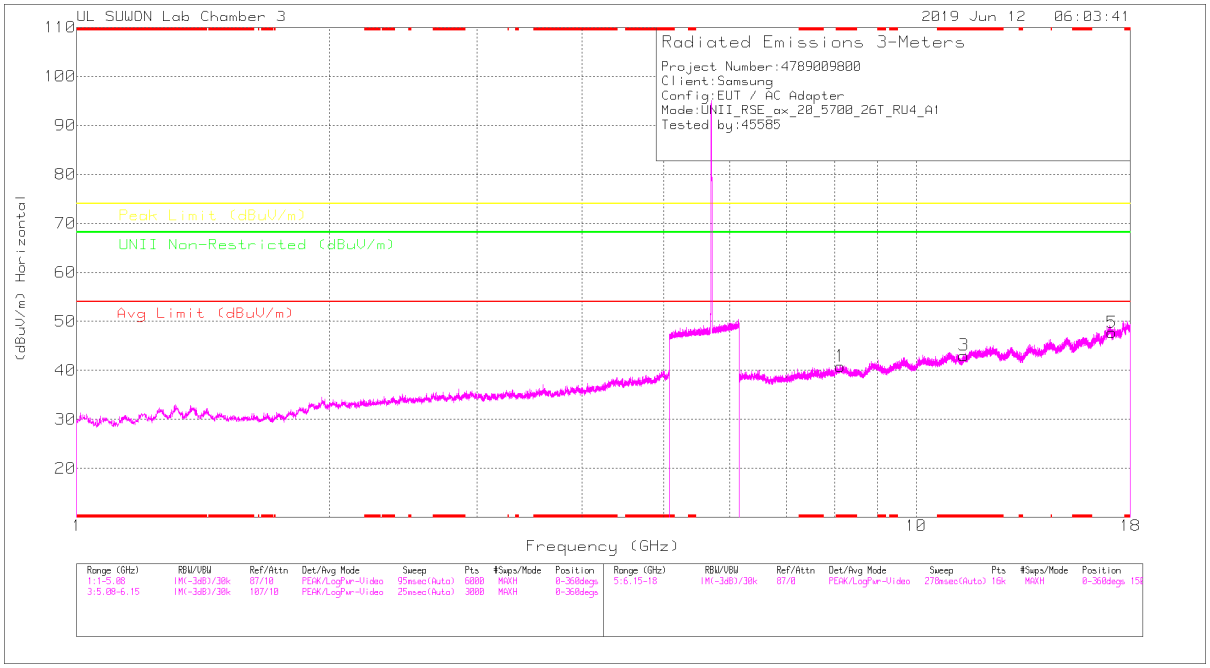

HIGH CHANNEL VERTICAL

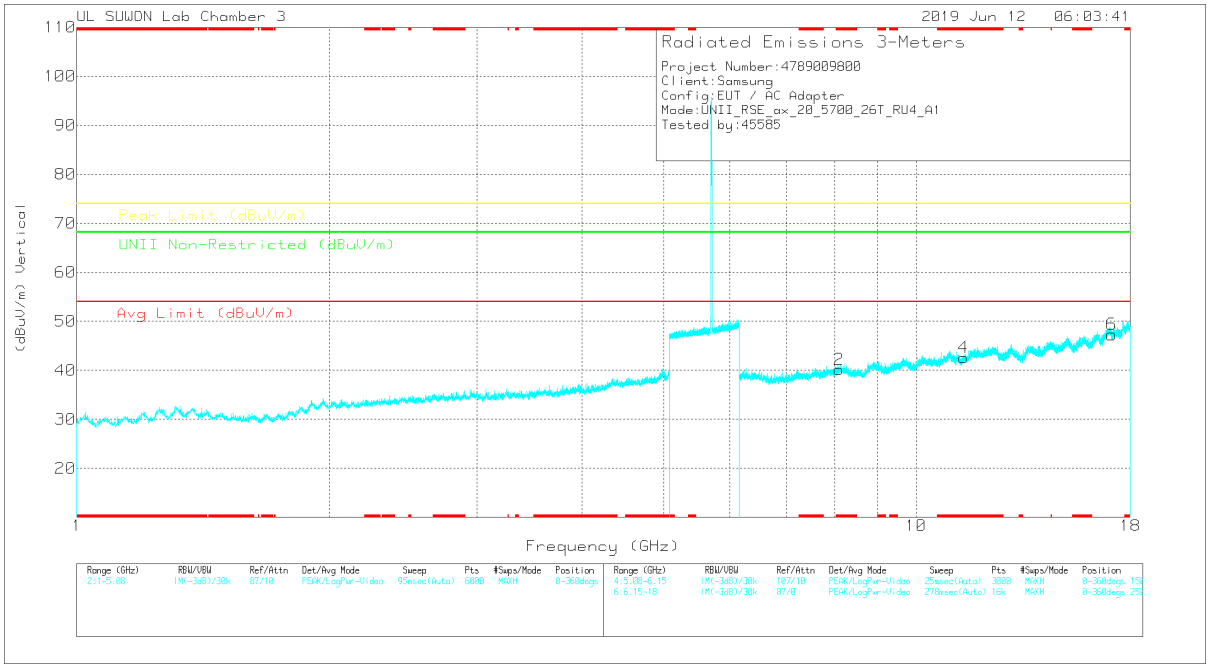

Note: Emission was scanned up to 40GHz; No emissions were detected above the noise floor which was at least 20dB below the specification limit.

UL Korea, Ltd. Confidential
This report shall not be reproduced except in full, without the written approval of UL Korea, Ltd.

HIGH CHANNEL DATA

Trace Markers

Marker	Frequency (GHz)	Meter Reading (dBuV)	Det	3117_00205959	6GHz_HP[dB]	DC Corr (dB)	Corrected Reading (dBuV/m)	Avg Limit (dBuV/m)	Margin (dB)	Peak Limit (dBuV/m)	Margin (dB)	UNII Non-Restricted (dBuV/m)	Margin (dB)	Azimuth (Degs)	Height (cm)	Polarity
1	* 8.126	26.37	PK	36.3	-21.8	0	40.87	-	-	74	-33.13	-	-	0-360	250	H
3	* 11.4	24.26	PK	38.4	-19.6	0	43.06	-	-	74	-30.94	-	-	0-360	250	H
5	17.1	22.33	PK	41.6	-16.2	0	47.73	-	-	-	-	68.2	-20.47	0-360	250	H
2	* 8.092	26.36	PK	36.2	-22.4	0	40.16	-	-	74	-33.84	-	-	0-360	250	V
4	* 11.393	23.78	PK	38.4	-19.6	0	42.58	-	-	74	-31.42	-	-	0-360	150	V
6	17.096	21.81	PK	41.6	-16.1	0	47.31	-	-	-	-	68.2	-20.89	0-360	250	V

* - indicates frequency in CFR47 Pt 15 / IC RSS-Restricted Band
PK – Peak detector

Note: Only peak measurement was performed. Because peak measurement result of unwanted emission is less than average limit (54dBuV/m).

UL Korea, Ltd. Suwon Laboratory FORM ID: FCC_15E
218 Maeyeong-ro, Yeongtong-gu, Suwon-si, Gyeonggi-do, 16675 Korea TEL: (031) 337-9902,FAX: (031) 213-5433
UL Korea, Ltd. Confidential
This report shall not be reproduced except in full, without the written approval of UL Korea, Ltd.

HE20 RU mode (ANT_2 / 26T / Low: 4, Mid: 4, High: 4)

LOW CHANNEL HORIZONTAL

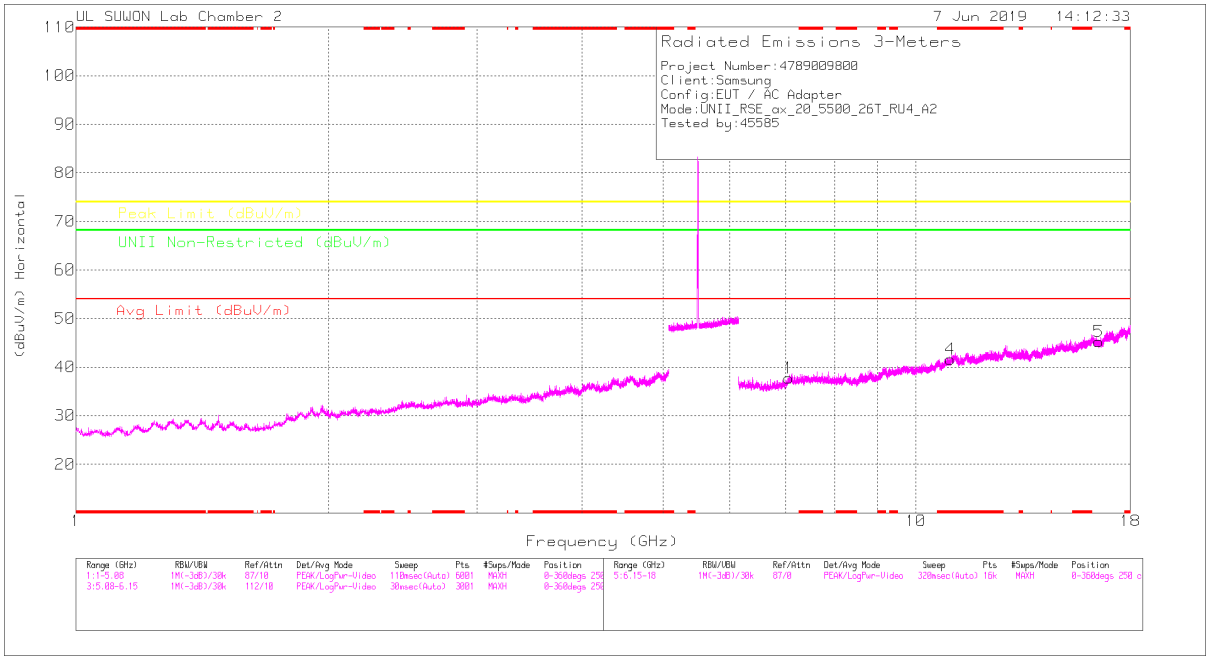

LOW CHANNEL VERTICAL

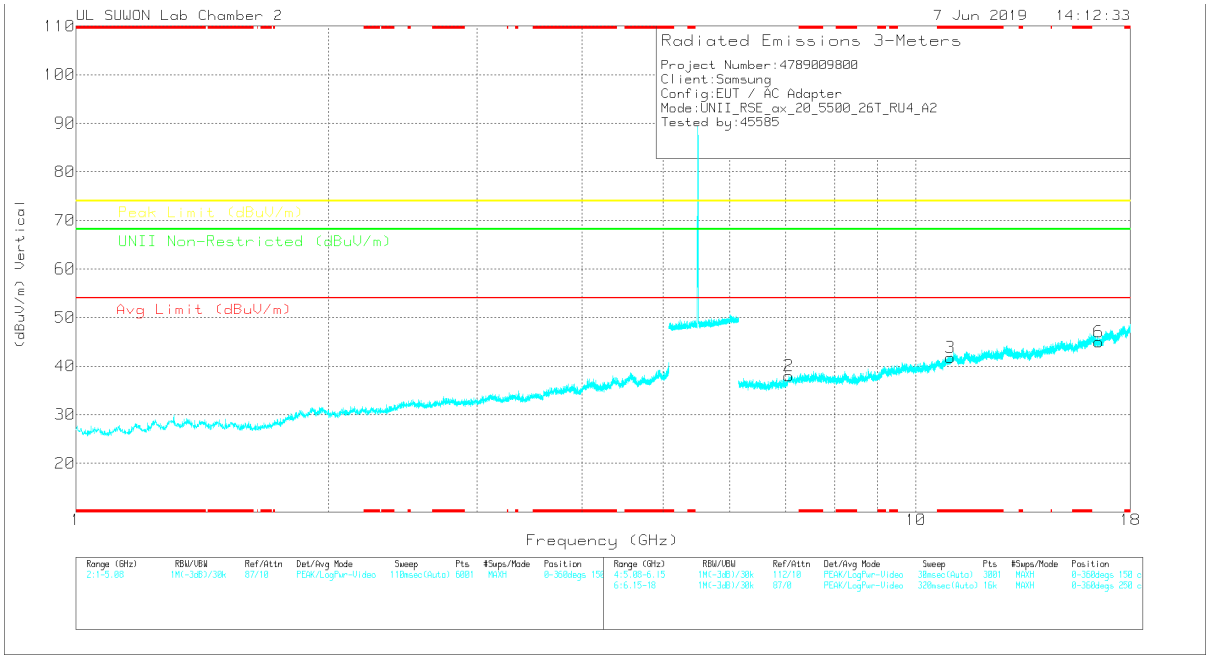

Note: Emission was scanned up to 40GHz; No emissions were detected above the noise floor which was at least 20dB below the specification limit.

UL Korea, Ltd. Confidential
This report shall not be reproduced except in full, without the written approval of UL Korea, Ltd.

LOW CHANNEL DATA

Trace Markers

Marker	Frequency (GHz)	Meter Reading (dBuV)	Det	3117_00168724	6GHz_HP(dB)	DC Corr (dB)	Corrected Reading (dBuV/m)	Avg Limit (dBuV/m)	Margin (dB)	Peak Limit (dBuV/m)	Margin (dB)	UNII Non-Restricted (dBuV/m)	Margin (dB)	Azimuth (Degs)	Height (cm)	Polarity
1	7.054	26.37	PK	35.9	-24.5	0	37.77	-	-	-	-	68.2	-30.43	0-360	150	H
4	* 10.993	23.98	PK	38.1	-20.5	0	41.58	-	-	74	-32.42	-	-	0-360	150	H
5	16.501	24.49	PK	40.5	-19.8	0	45.19	-	-	-	-	68.2	-23.01	0-360	150	H
2	7.054	26.65	PK	35.9	-24.5	0	38.05	-	-	-	-	68.2	-30.15	0-360	250	V
3	* 10.996	24.16	PK	38.1	-20.5	0	41.76	-	-	74	-32.24	-	-	0-360	250	V
6	16.5	24.25	PK	40.5	-19.8	0	44.95	-	-	-	-	68.2	-23.25	0-360	150	V

* - indicates frequency in CFR47 Pt 15 / IC RSS-Restricted Band
PK – Peak detector

Note: Only peak measurement was performed. Because peak measurement result of unwanted emission is less than average limit (54dBuV/m).

UL Korea, Ltd. Confidential
This report shall not be reproduced except in full, without the written approval of UL Korea, Ltd.

MID CHANNEL HORIZONTAL

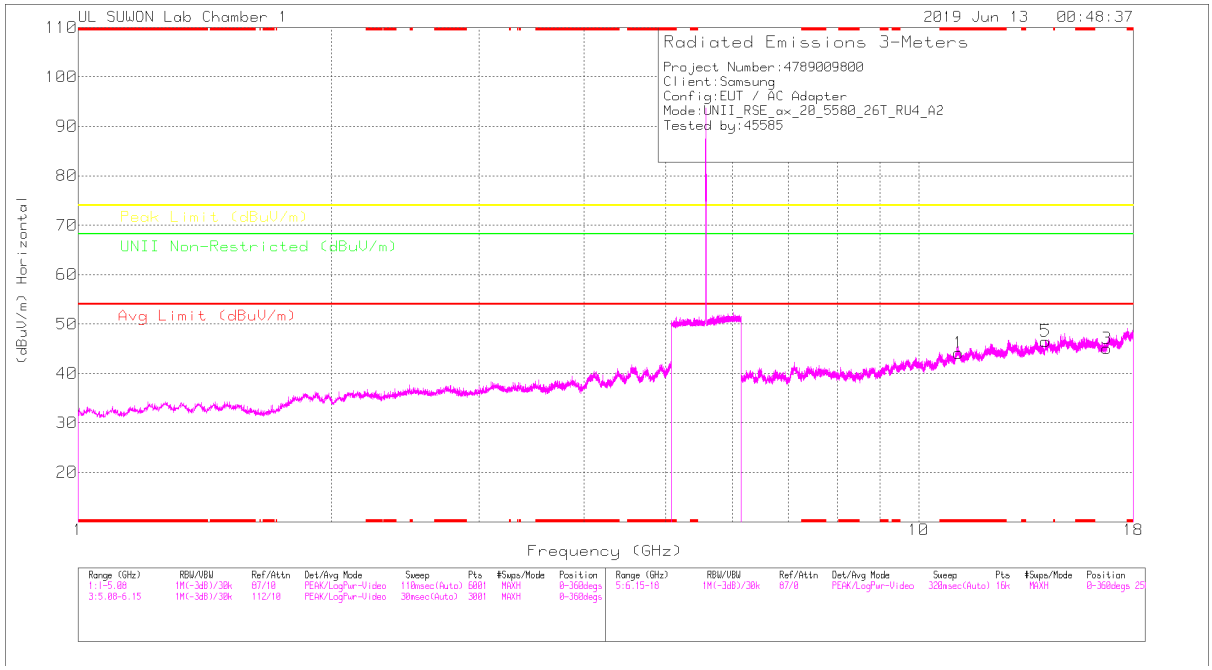

MID CHANNEL VERTICAL

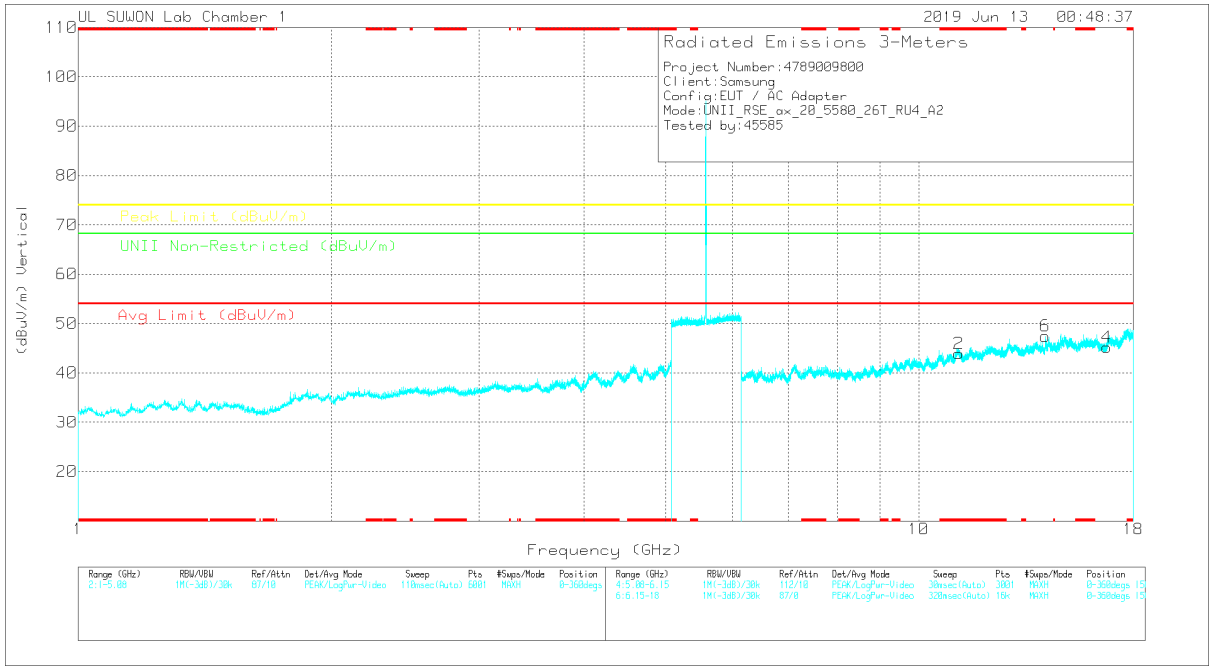

Note: Emission was scanned up to 40GHz; No emissions were detected above the noise floor which was at least 20dB below the specification limit.

UL Korea, Ltd. Confidential
This report shall not be reproduced except in full, without the written approval of UL Korea, Ltd.

MID CHANNEL DATA

Trace Markers

Marker	Frequency (GHz)	Meter Reading (dBuV)	Det	3117_00168724	6GHz_HP[dB]	DC Corr (dB)	Corrected Reading (dBuV/m)	Avg Limit (dBuV/m)	Margin (dB)	Peak Limit (dBuV/m)	Margin (dB)	UNII Non-Restricted (dBuV/m)	Margin (dB)	Azimuth (Degs)	Height (cm)	Polarity
1	* 11.15854	25.53	PK	38.2	-19.6	0	44.13	-	-	74	-29.87	-	-	0-360	250	H
3	16.7388	23.35	PK	40.9	-19.2	0	45.05	-	-	-	-	68.2	-23.15	0-360	150	H
5	14.1527	27.22	PK	39.3	-20	0	46.52	-	-	-	-	68.2	-21.68	0-360	250	H
2	* 11.16076	25.32	PK	38.2	-19.6	0	43.92	-	-	74	-30.08	-	-	0-360	250	V
4	16.74102	23.48	PK	40.9	-19.2	0	45.18	-	-	-	-	68.2	-23.02	0-360	250	V
6	14.14973	28.23	PK	39.3	-20.1	0	47.43	-	-	-	-	68.2	-20.77	0-360	150	V

* - indicates frequency in CFR47 Pt 15 / IC RSS-Restricted Band
PK – Peak detector

Note: Only peak measurement was performed. Because peak measurement result of unwanted emission is less than average limit (54dBuV/m).

UL Korea, Ltd. Confidential
This report shall not be reproduced except in full, without the written approval of UL Korea, Ltd.

HIGH CHANNEL HORIZONTAL

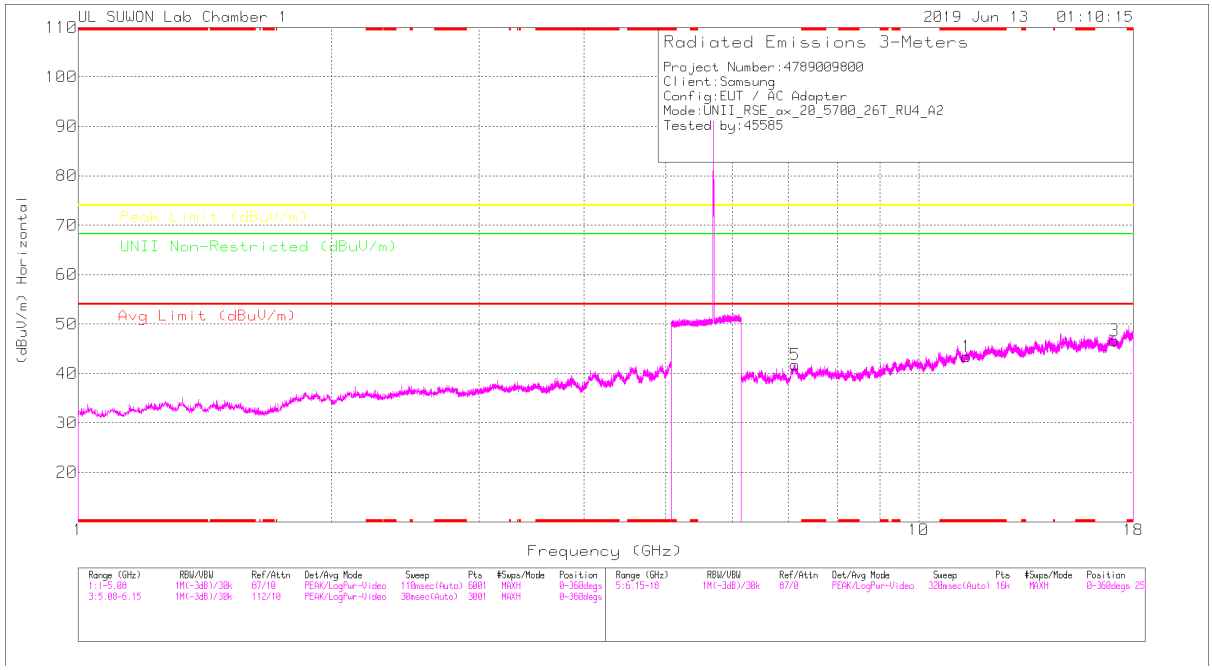

HIGH CHANNEL VERTICAL

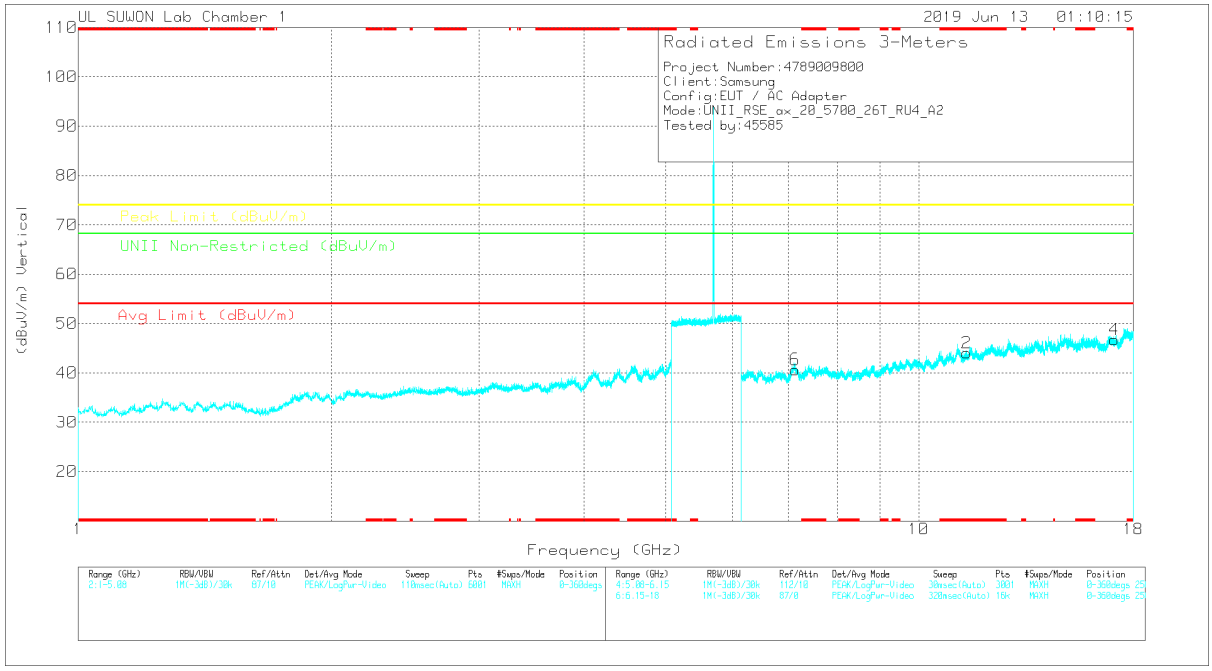

Note: Emission was scanned up to 40GHz; No emissions were detected above the noise floor which was at least 20dB below the specification limit.

UL Korea, Ltd. Confidential
This report shall not be reproduced except in full, without the written approval of UL Korea, Ltd.

HIGH CHANNEL DATA

Trace Markers

Marker	Frequency (GHz)	Meter Reading (dBuV)	Det	3117_00168724	6GHz_HP[dB]	DC Corr (dB)	Corrected Reading (dBuV/m)	Avg Limit (dBuV/m)	Margin (dB)	Peak Limit (dBuV/m)	Margin (dB)	UNII Non-Restricted (dBuV/m)	Margin (dB)	Azimuth (Degs)	Height (cm)	Polarity
1	* 11.39997	25.3	PK	38.3	-20.2	0	43.4	-	-	74	-30.6	-	-	0-360	250	H
3	17.10094	23.92	PK	41.3	-18.6	0	46.62	-	-	-	-	68.2	-21.58	0-360	250	H
5	7.12608	29.64	PK	36	-23.9	0	41.74	-	-	-	-	68.2	-26.46	0-360	250	H
2	* 11.40071	25.96	PK	38.3	-20.2	0	44.06	-	-	74	-29.94	-	-	0-360	250	V
4	17.10168	24	PK	41.3	-18.6	0	46.7	-	-	-	-	68.2	-21.5	0-360	250	V
6	7.13349	28.64	PK	36	-24	0	40.64	-	-	-	-	68.2	-27.56	0-360	250	V

* - indicates frequency in CFR47 Pt 15 / IC RSS-Restricted Band
PK – Peak detector

Note: Only peak measurement was performed. Because peak measurement result of unwanted emission is less than average limit (54dBuV/m).

UL Korea, Ltd. Confidential
This report shall not be reproduced except in full, without the written approval of UL Korea, Ltd.

HE40 RU mode (ANT_1 / 26T / Low: 0, Mid: 9, High: 9)

LOW CHANNEL HORIZONTAL

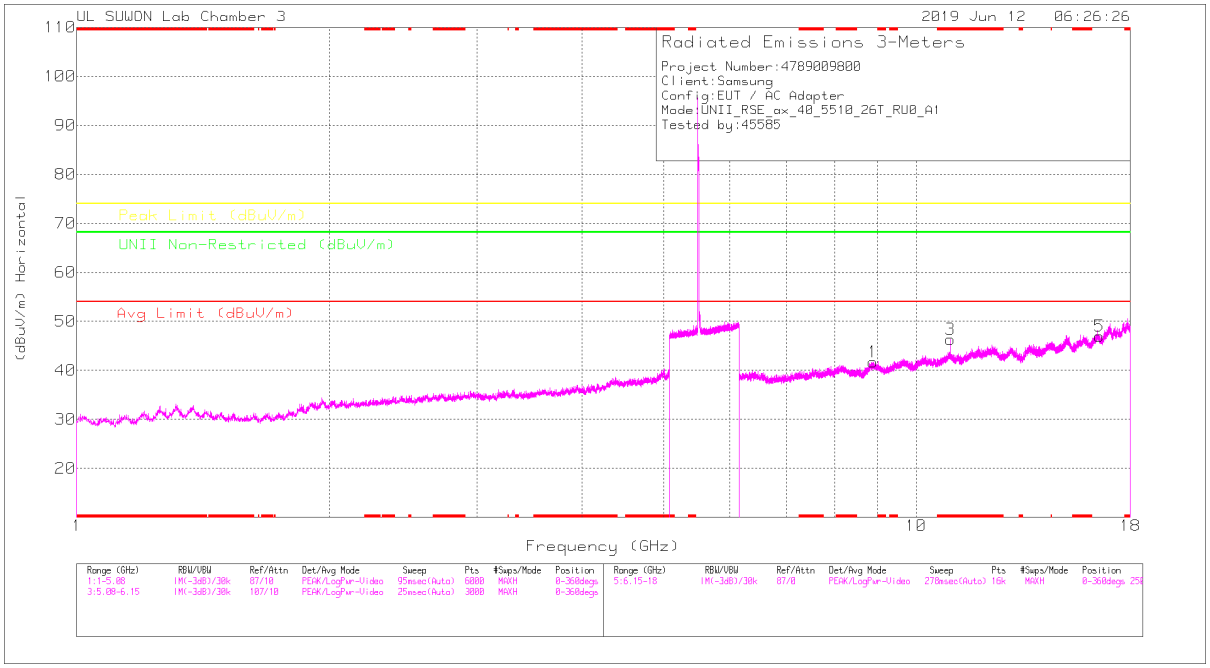

LOW CHANNEL VERTICAL

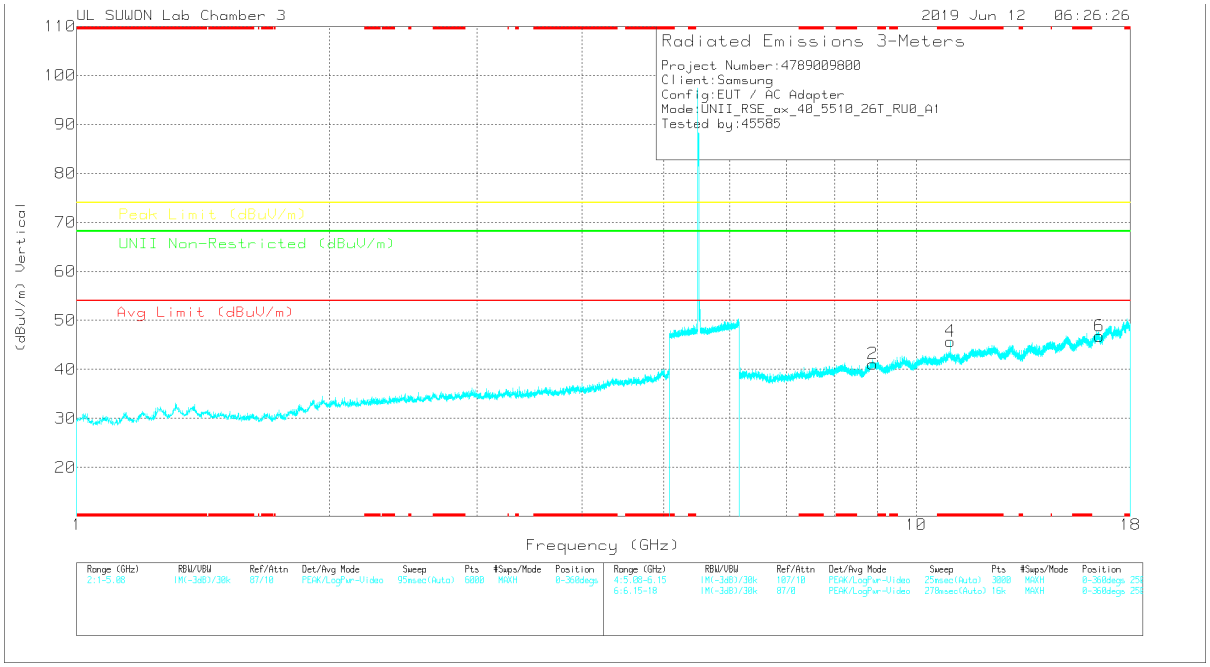

Note: Emission was scanned up to 40GHz; No emissions were detected above the noise floor which was at least 20dB below the specification limit.

UL Korea, Ltd. Confidential
This report shall not be reproduced except in full, without the written approval of UL Korea, Ltd.

LOW CHANNEL DATA

Trace Markers

Marker	Frequency (GHz)	Meter Reading (dBuV)	Det	3117_00205959	6GHz_HP[dB]	DC Corr (dB)	Corrected Reading (dBuV/m)	Avg Limit (dBuV/m)	Margin (dB)	Peak Limit (dBuV/m)	Margin (dB)	UNII Non-Restricted (dBuV/m)	Margin (dB)	Azimuth (Degs)	Height (cm)	Polarity
1	8.881	26.03	PK	36.5	-20.8	0	41.73	-	-	-	-	68.2	-26.47	0-360	150	H
3	* 10.984	27.5	PK	38.2	-19.4	0	46.3	-	-	74	-27.7	-	-	0-360	250	H
5	16.53	23.45	PK	40.9	-17.4	0	46.95	-	-	-	-	68.2	-21.25	0-360	250	H
2	8.879	25.44	PK	36.5	-20.8	0	41.14	-	-	-	-	68.2	-27.06	0-360	250	V
4	* 10.984	26.94	PK	38.2	-19.4	0	45.74	-	-	74	-28.26	-	-	0-360	250	V
6	16.532	23.3	PK	40.9	-17.4	0	46.8	-	-	-	-	68.2	-21.4	0-360	250	V

* - indicates frequency in CFR47 Pt 15 / IC RSS-Restricted Band
PK – Peak detector

Radiated Emissions

Frequency (GHz)	Meter Reading (dBuV)	Det	3117_00205959	6GHz_HP[dB]	DC Corr (dB)	Corrected Reading (dBuV/m)	Avg Limit (dBuV/m)	Margin (dB)	Peak Limit (dBuV/m)	Margin (dB)	UNII Non-Restricted (dBuV/m)	Margin (dB)	Azimuth (Degs)	Height (cm)	Polarity
* 10.985	42.83	PK-U	38.2	-19.5	0	61.53	-	-	74	-12.47	-	-	149	196	H
* 10.984	26.61	ADR	38.2	-19.4	0	45.41	54	-8.59	-	-	-	-	149	196	H
* 10.983	43.33	PK-U	38.2	-19.4	0	62.13	-	-	74	-11.87	-	-	182	187	V
* 10.984	26.86	ADR	38.2	-19.4	0	45.66	54	-8.34	-	-	-	-	182	187	V

* - indicates frequency in CFR47 Pt 15 / IC RSS-Restricted Band
PK-U - U-NII: Maximum Peak
ADR - U-NII AD primary method, RMS average

UL Korea, Ltd. Confidential
This report shall not be reproduced except in full, without the written approval of UL Korea, Ltd.

MID CHANNEL HORIZONTAL

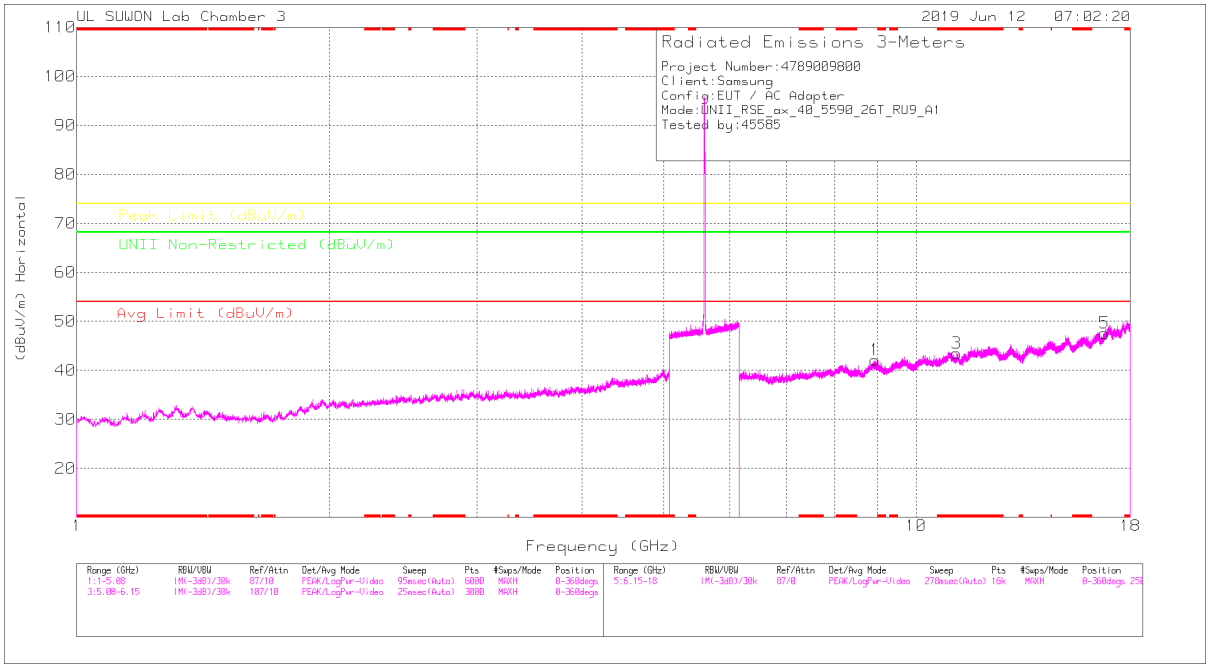

MID CHANNEL VERTICAL

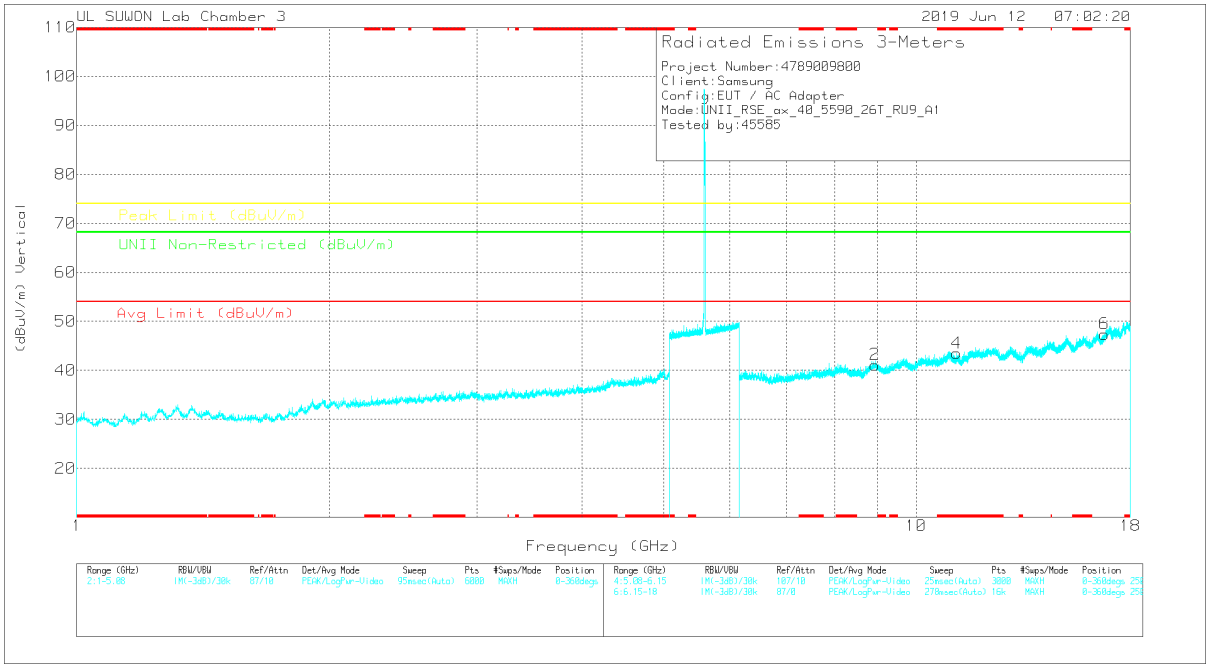

Note: Emission was scanned up to 40GHz; No emissions were detected above the noise floor which was at least 20dB below the specification limit.

UL Korea, Ltd. Confidential
This report shall not be reproduced except in full, without the written approval of UL Korea, Ltd.

MID CHANNEL DATA

Trace Markers

Marker	Frequency (GHz)	Meter Reading (dBuV)	Det	3117_00205959	6GHz_HP[dB]	DC Corr (dB)	Corrected Reading (dBuV/m)	Avg Limit (dBuV/m)	Margin (dB)	Peak Limit (dBuV/m)	Margin (dB)	UNII Non-Restricted (dBuV/m)	Margin (dB)	Azimuth (Degs)	Height (cm)	Polarity
1	8.935	26.53	PK	36.6	-21	0	42.13	-	-	-	-	68.2	-26.07	0-360	250	H
3	* 11.183	24.66	PK	38.3	-19.5	0	43.46	-	-	74	-30.54	-	-	0-360	250	H
5	16.762	22.77	PK	41.4	-16.6	0	47.57	-	-	-	-	68.2	-20.63	0-360	150	H
2	8.936	25.54	PK	36.6	-21	0	41.14	-	-	-	-	68.2	-27.06	0-360	250	V
4	* 11.182	24.69	PK	38.3	-19.5	0	43.49	-	-	74	-30.51	-	-	0-360	150	V
6	16.772	22.72	PK	41.4	-16.7	0	47.42	-	-	-	-	68.2	-20.78	0-360	250	V

* - indicates frequency in CFR47 Pt 15 / IC RSS-Restricted Band
PK – Peak detector

Note: Only peak measurement was performed. Because peak measurement result of unwanted emission is less than average limit (54dBuV/m).

UL Korea, Ltd. Suwon Laboratory FORM ID: FCC_15E
218 Maeyeong-ro, Yeongtong-gu, Suwon-si, Gyeonggi-do, 16675 Korea TEL: (031) 337-9902,FAX: (031) 213-5433
UL Korea, Ltd. Confidential
This report shall not be reproduced except in full, without the written approval of UL Korea, Ltd.

HIGH CHANNEL HORIZONTAL

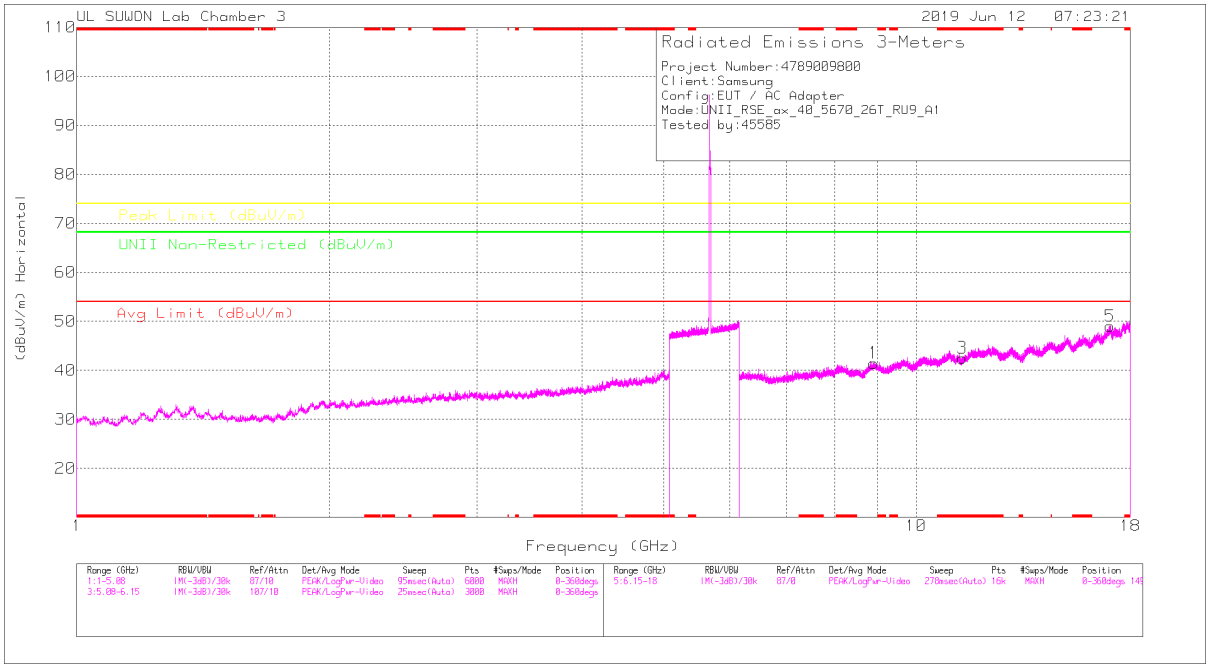

HIGH CHANNEL VERTICAL

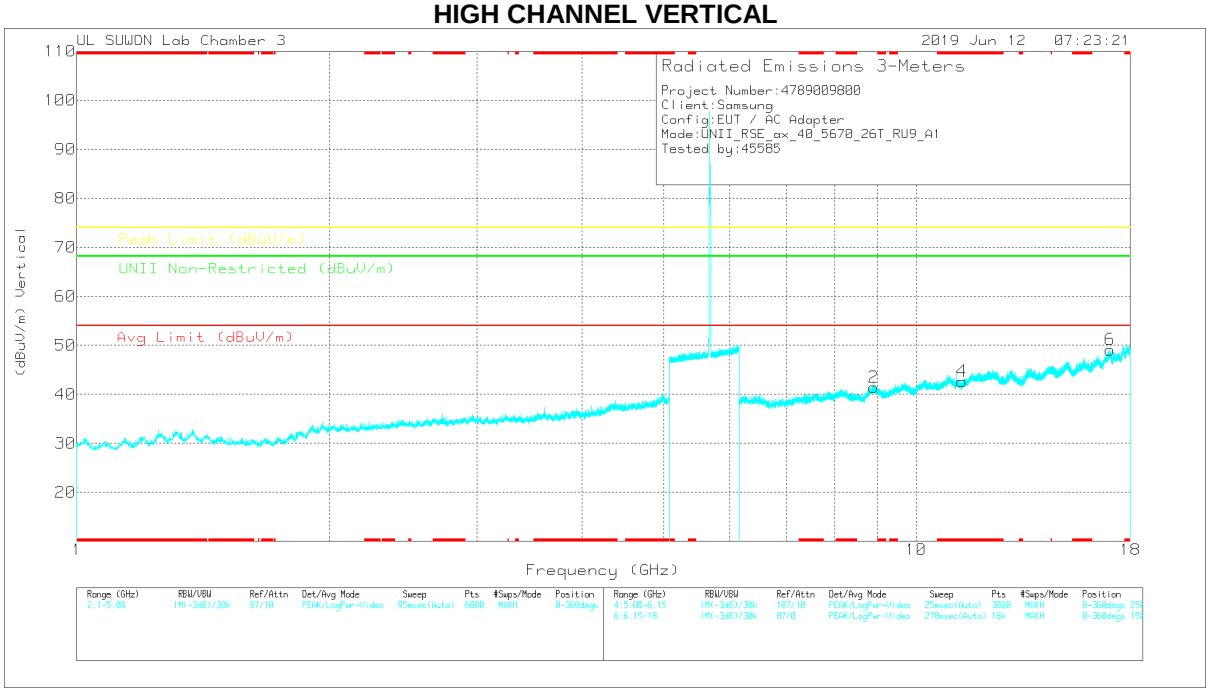

Note: Emission was scanned up to 40GHz; No emissions were detected above the noise floor which was at least 20dB below the specification limit.

UL Korea, Ltd. Confidential
This report shall not be reproduced except in full, without the written approval of UL Korea, Ltd.

HIGH CHANNEL DATA

Trace Markers

Marker	Frequency (GHz)	Meter Reading (dBuV)	Det	3117_00205959	6GHz_HP[dB]	DC Corr (dB)	Corrected Reading (dBuV/m)	Avg Limit (dBuV/m)	Margin (dB)	Peak Limit (dBuV/m)	Margin (dB)	UNII Non-Restricted (dBuV/m)	Margin (dB)	Azimuth (Degs)	Height (cm)	Polarity
1	8.895	25.91	PK	36.5	-20.9	0	41.51	-	-	-	-	68.2	-26.69	0-360	250	H
3	* 11.344	23.83	PK	38.4	-19.7	0	42.53	-	-	74	-31.47	-	-	0-360	149	H
5	17.016	23.11	PK	41.7	-15.8	0	49.01	-	-	-	-	68.2	-19.19	0-360	149	H
2	8.904	25.82	PK	36.6	-21	0	41.42	-	-	-	-	68.2	-26.78	0-360	250	V
4	* 11.342	23.94	PK	38.4	-19.7	0	42.64	-	-	74	-31.36	-	-	0-360	150	V
6	17.011	23.3	PK	41.7	-15.9	0	49.1	-	-	-	-	68.2	-19.1	0-360	150	V

* - indicates frequency in CFR47 Pt 15 / IC RSS-Restricted Band
PK – Peak detector

Note: Only peak measurement was performed. Because peak measurement result of unwanted emission is less than average limit (54dBuV/m).

UL Korea, Ltd. Confidential
This report shall not be reproduced except in full, without the written approval of UL Korea, Ltd.

HE40 RU mode (ANT_2 / 26T / Low: 0, Mid: 0, High: 0)

LOW CHANNEL HORIZONTAL

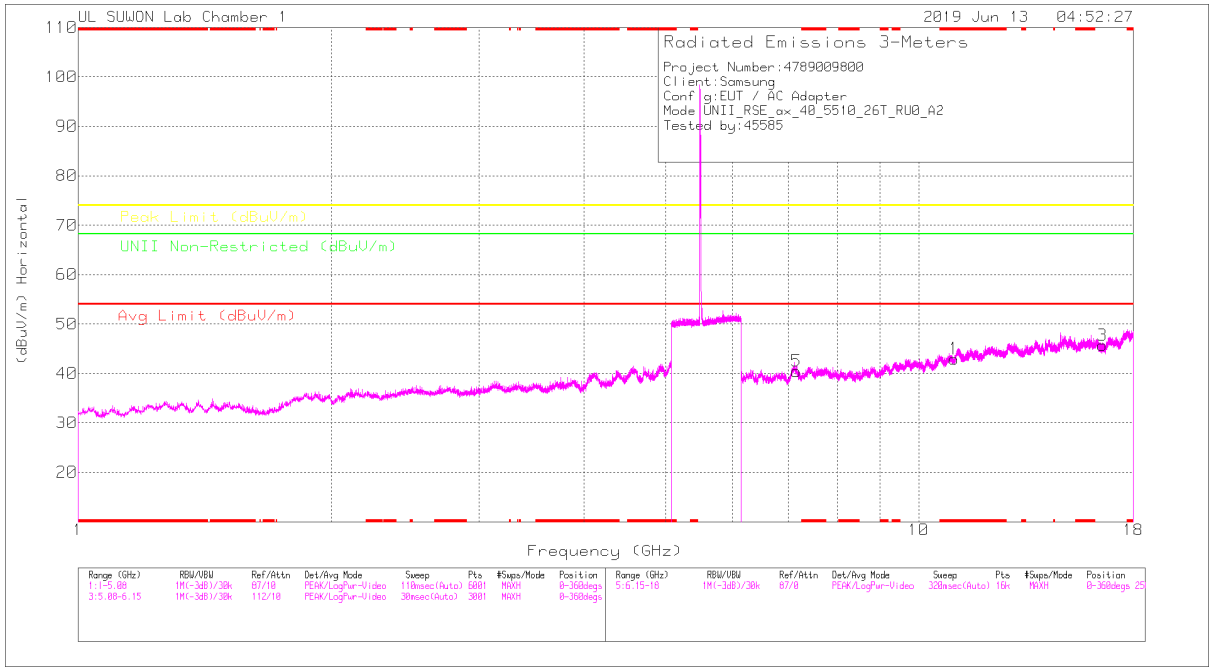

LOW CHANNEL VERTICAL

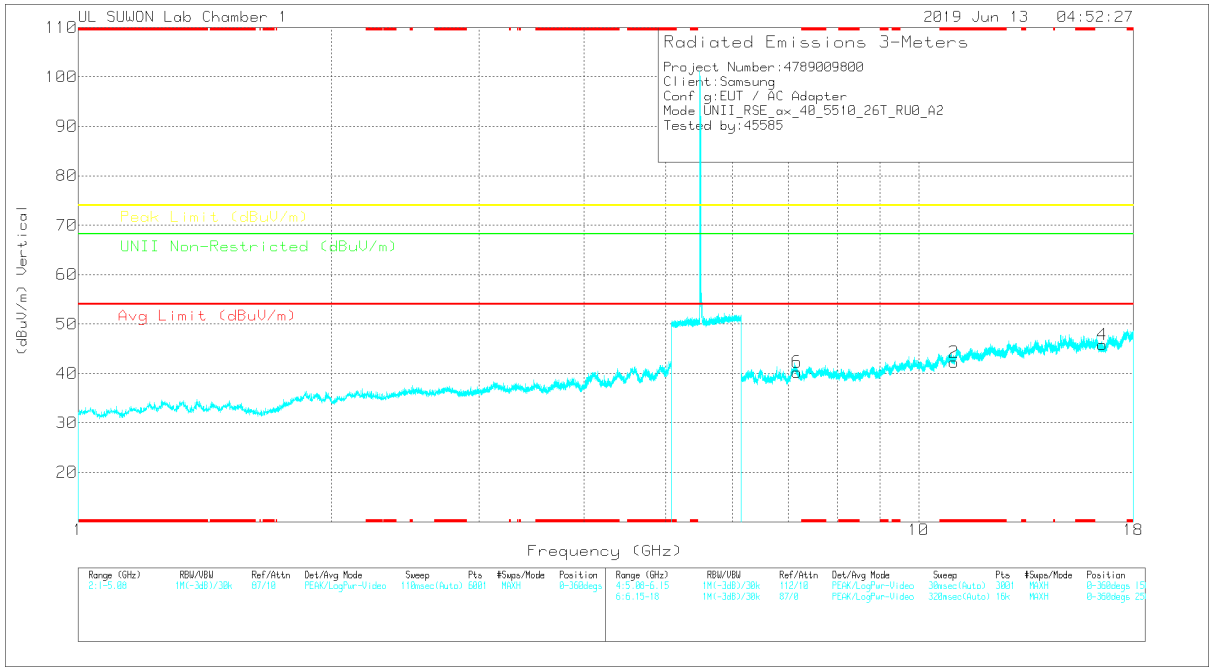

Note: Emission was scanned up to 40GHz; No emissions were detected above the noise floor which was at least 20dB below the specification limit.

UL Korea, Ltd. Confidential
This report shall not be reproduced except in full, without the written approval of UL Korea, Ltd.

LOW CHANNEL DATA

Trace Markers

Marker	Frequency (GHz)	Meter Reading (dBuV)	Det	3117_00168724	6GHz_HP[dB]	DC Corr (dB)	Corrected Reading (dBuV/m)	Avg Limit (dBuV/m)	Margin (dB)	Peak Limit (dBuV/m)	Margin (dB)	UNII Non-Restricted (dBuV/m)	Margin (dB)	Azimuth (Degs)	Height (cm)	Polarity
1	* 11.02005	25.44	PK	38.1	-20.6	0	42.94	-	-	74	-31.06	-	-	0-360	250	H
3	16.53218	25	PK	40.5	-19.8	0	45.7	-	-	-	-	68.2	-22.5	0-360	150	H
5	7.15423	29.03	PK	36	-24.6	0	40.43	-	-	-	-	68.2	-27.77	0-360	250	H
2	* 11.02079	24.74	PK	38.1	-20.6	0	42.24	-	-	74	-31.76	-	-	0-360	150	V
4	16.5307	25.12	PK	40.5	-19.8	0	45.82	-	-	-	-	68.2	-22.38	0-360	150	V
6	7.1657	29.07	PK	36	-24.8	0	40.27	-	-	-	-	68.2	-27.93	0-360	250	V

* - indicates frequency in CFR47 Pt 15 / IC RSS-Restricted Band
PK – Peak detector

Note: Only peak measurement was performed. Because peak measurement result of unwanted emission is less than average limit (54dBuV/m).

UL Korea, Ltd. Confidential
This report shall not be reproduced except in full, without the written approval of UL Korea, Ltd.

MID CHANNEL HORIZONTAL

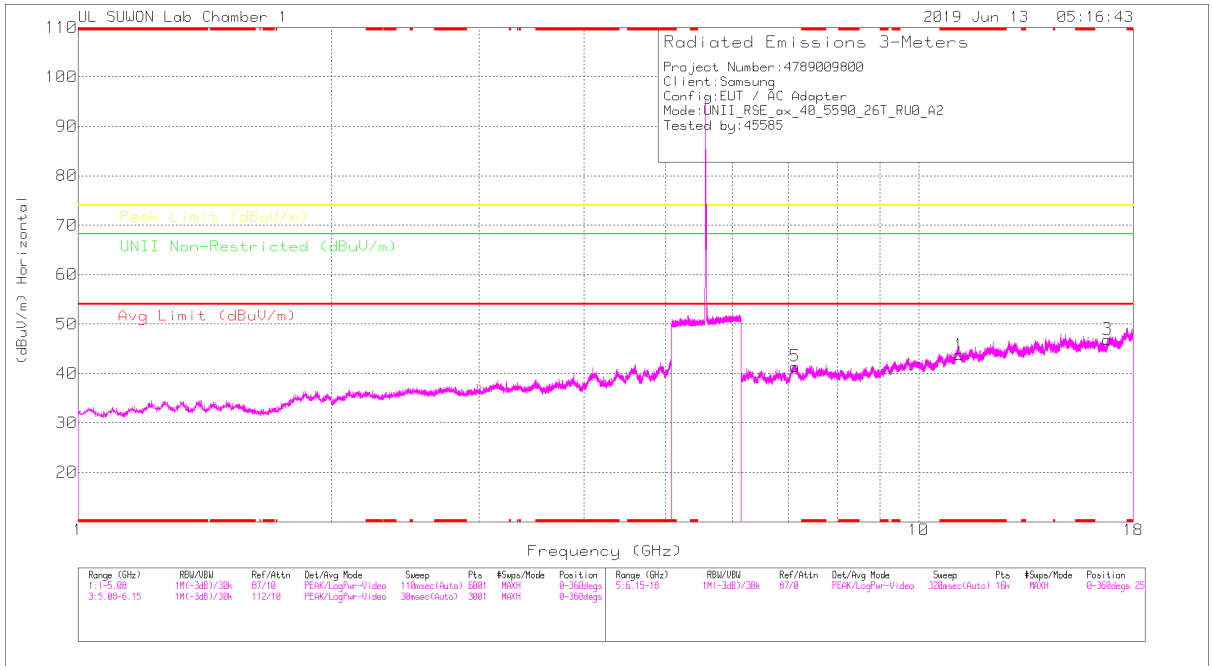

MID CHANNEL VERTICAL

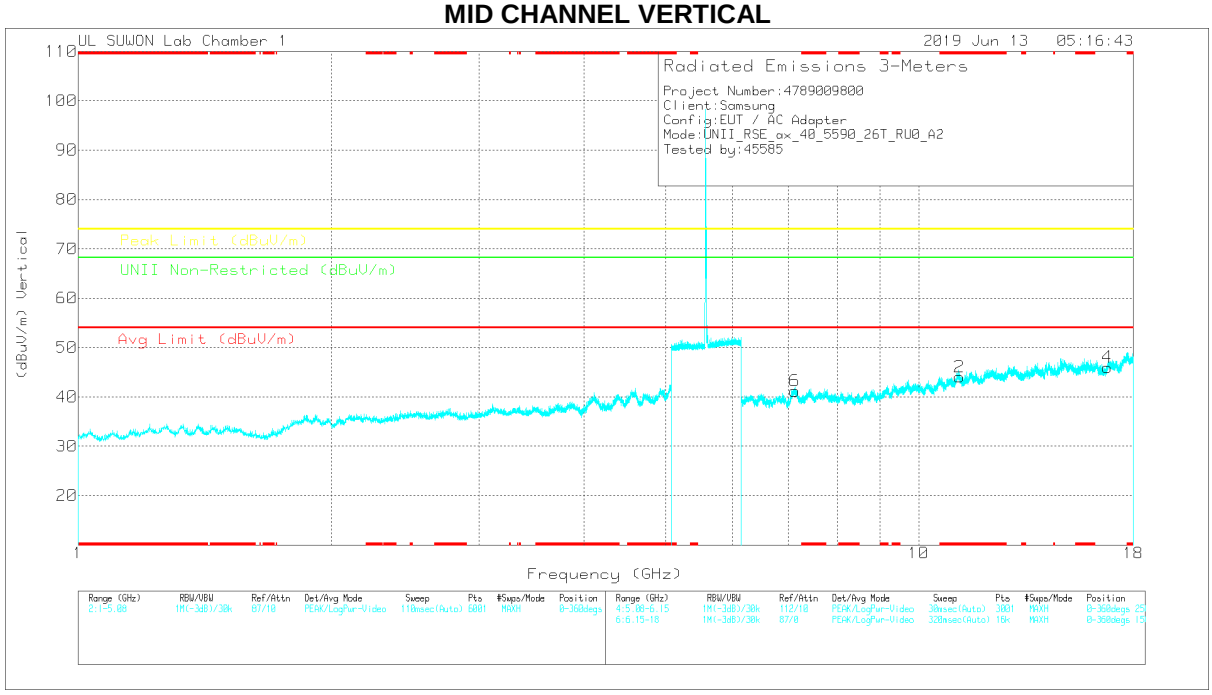

Note: Emission was scanned up to 40GHz; No emissions were detected above the noise floor which was at least 20dB below the specification limit.

UL Korea, Ltd. Confidential
This report shall not be reproduced except in full, without the written approval of UL Korea, Ltd.

MID CHANNEL DATA

Trace Markers

Marker	Frequency (GHz)	Meter Reading (dBuV)	Det	3117_00168724	6GHz_HP[dB]	DC Corr (dB)	Corrected Reading (dBuV/m)	Avg Limit (dBuV/m)	Margin (dB)	Peak Limit (dBuV/m)	Margin (dB)	UNII Non-Restricted (dBuV/m)	Margin (dB)	Azimuth (Degs)	Height (cm)	Polarity
1	* 11.18149	25.3	PK	38.2	-19.7	0	43.8	-	-	74	-30.2	-	-	0-360	150	H
3	16.77213	24.69	PK	41	-18.8	0	46.89	-	-	-	-	68.2	-21.31	0-360	150	H
5	7.12682	29.34	PK	36	-23.9	0	41.44	-	-	-	-	68.2	-26.76	0-360	150	H
2	* 11.18075	25.45	PK	38.2	-19.6	0	44.05	-	-	74	-29.95	-	-	0-360	250	V
4	16.77064	23.8	PK	41	-18.8	0	46	-	-	-	-	68.2	-22.2	0-360	150	V
6	7.12312	29.01	PK	36	-23.8	0	41.21	-	-	-	-	68.2	-26.99	0-360	250	V

* - indicates frequency in CFR47 Pt 15 / IC RSS-Restricted Band
PK – Peak detector

Note: Only peak measurement was performed. Because peak measurement result of unwanted emission is less than average limit (54dBuV/m).

UL Korea, Ltd. Confidential
This report shall not be reproduced except in full, without the written approval of UL Korea, Ltd.

HIGH CHANNEL HORIZONTAL

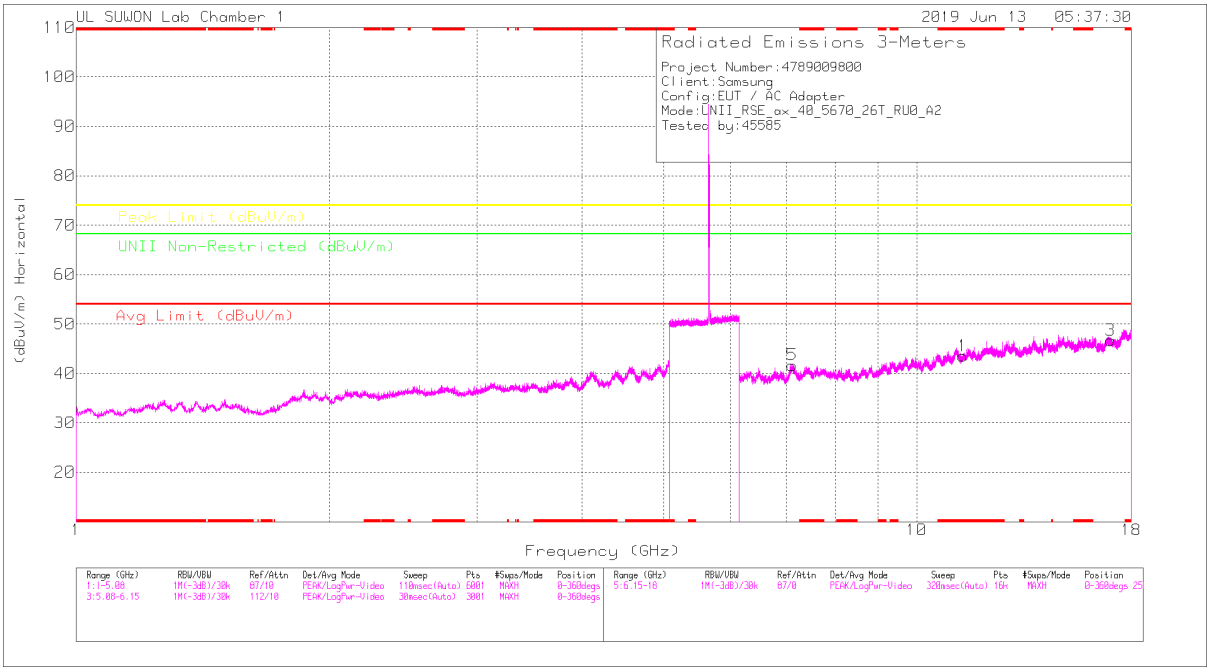

HIGH CHANNEL VERTICAL

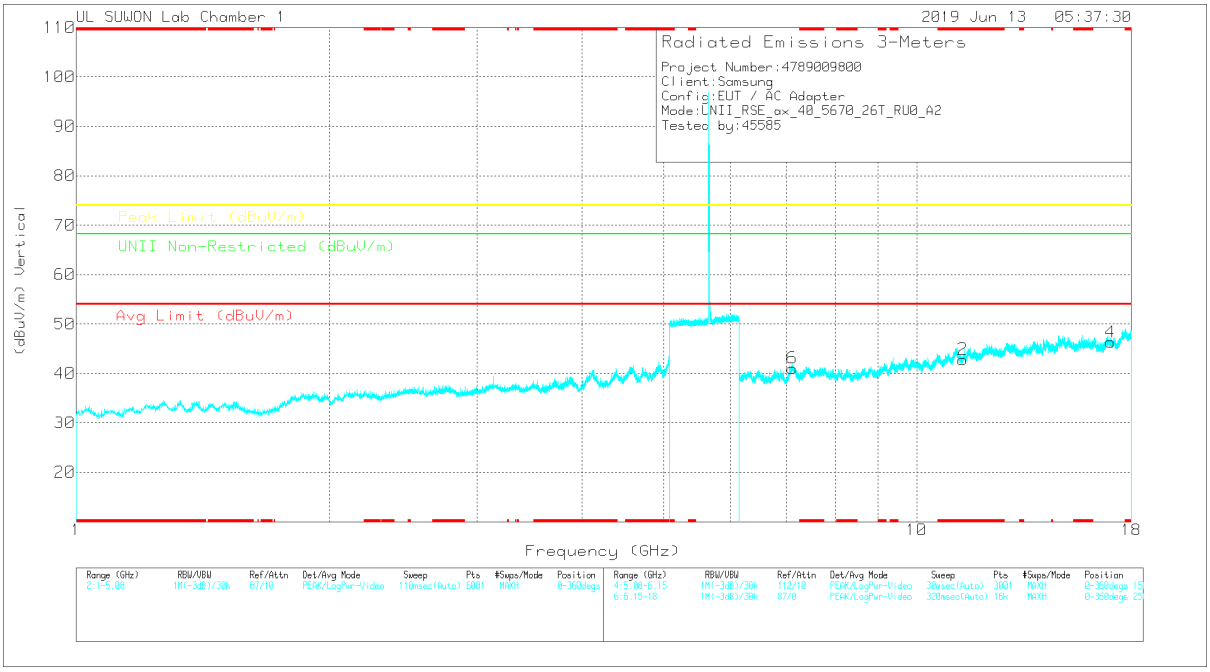

Note: Emission was scanned up to 40GHz; No emissions were detected above the noise floor which was at least 20dB below the specification limit.

UL Korea, Ltd. Confidential
This report shall not be reproduced except in full, without the written approval of UL Korea, Ltd.

HIGH CHANNEL DATA

Trace Markers

Marker	Frequency (GHz)	Meter Reading (dBuV)	Det	3117_00168724	6GHz_HP[dB]	DC Corr (dB)	Corrected Reading (dBuV/m)	Avg Limit (dBuV/m)	Margin (dB)	Peak Limit (dBuV/m)	Margin (dB)	UNII Non-Restricted (dBuV/m)	Margin (dB)	Azimuth (Degs)	Height (cm)	Polarity
1	* 11.34146	25.52	PK	38.3	-20.3	0	43.52	-	-	74	-30.48	-	-	0-360	150	H
3	17.00985	24.03	PK	41.3	-18.6	0	46.73	-	-	-	-	68.2	-21.47	0-360	150	H
5	7.11127	29.39	PK	36	-23.7	0	41.69	-	-	-	-	68.2	-26.51	0-360	250	H
2	* 11.34146	24.81	PK	38.3	-20.3	0	42.81	-	-	74	-31.19	-	-	0-360	250	V
4	17.00985	23.63	PK	41.3	-18.6	0	46.33	-	-	-	-	68.2	-21.87	0-360	150	V
6	7.11201	28.76	PK	36	-23.7	0	41.06	-	-	-	-	68.2	-27.14	0-360	150	V

* - indicates frequency in CFR47 Pt 15 / IC RSS-Restricted Band
PK – Peak detector

Note: Only peak measurement was performed. Because peak measurement result of unwanted emission is less than average limit (54dBuV/m).

UL Korea, Ltd. Confidential
This report shall not be reproduced except in full, without the written approval of UL Korea, Ltd.

HE80 RU mode (ANT_1 / 26T / Low: 18, High: 18)

LOW CHANNEL HORIZONTAL

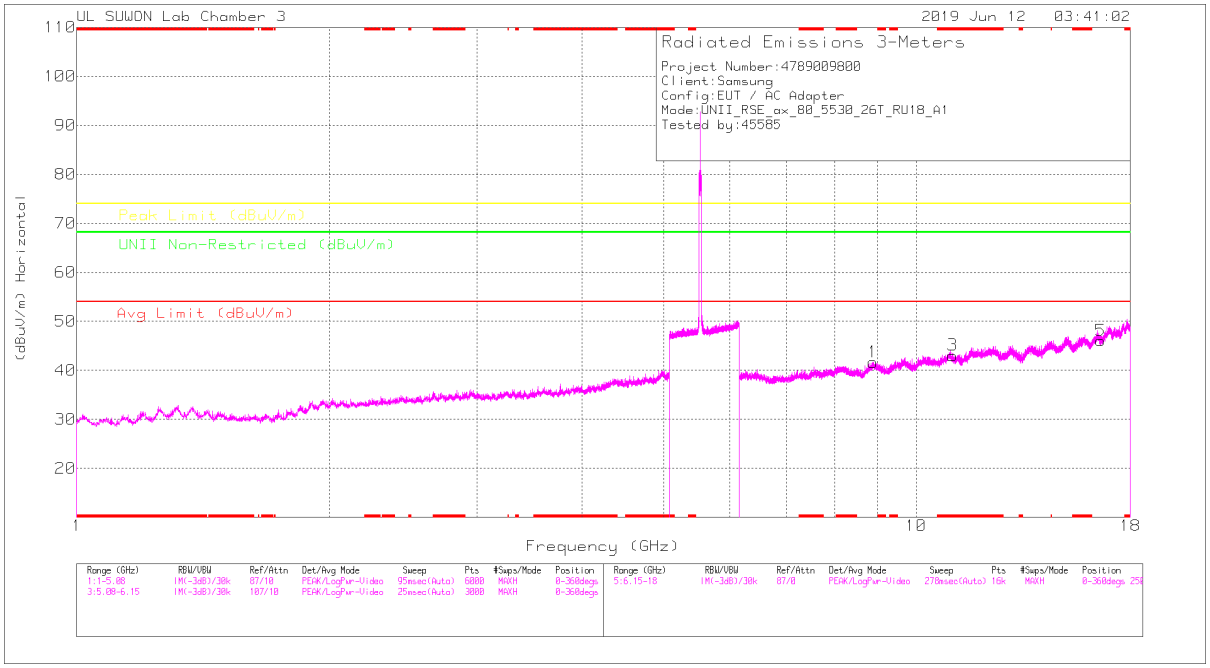

LOW CHANNEL VERTICAL

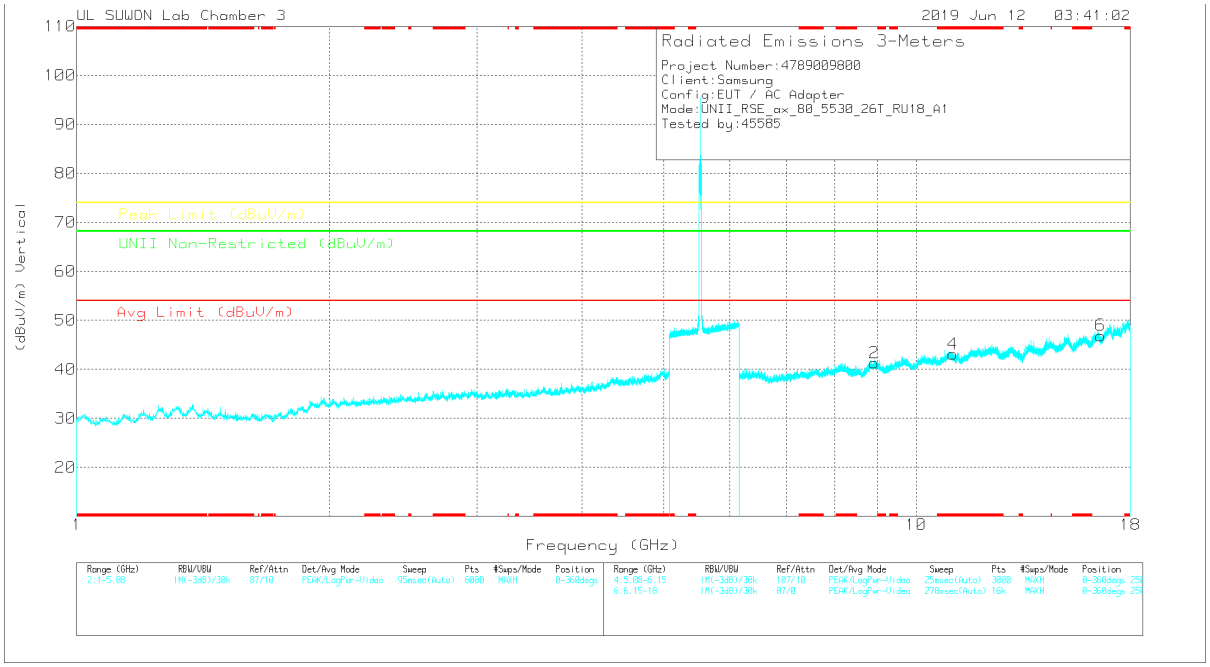

Note: Emission was scanned up to 40GHz; No emissions were detected above the noise floor which was at least 20dB below the specification limit.

UL Korea, Ltd. Confidential
This report shall not be reproduced except in full, without the written approval of UL Korea, Ltd.

LOW CHANNEL DATA

Trace Markers

Marker	Frequency (GHz)	Meter Reading (dBuV)	Det	3117_00205959	6GHz_HP[dB]	DC Corr (dB)	Corrected Reading (dBuV/m)	Avg Limit (dBuV/m)	Margin (dB)	Peak Limit (dBuV/m)	Margin (dB)	UNII Non-Restricted (dBuV/m)	Margin (dB)	Azimuth (Degs)	Height (cm)	Polarity
1	8.884	25.96	PK	36.5	-20.8	0	41.66	-	-	-	-	68.2	-26.54	0-360	150	H
3	* 11.052	24.36	PK	38.2	-19.5	0	43.06	-	-	74	-30.94	-	-	0-360	250	H
5	16.585	22.39	PK	40.9	-17.2	0	46.09	-	-	-	-	68.2	-22.11	0-360	150	H
2	8.917	25.7	PK	36.6	-21	0	41.3	-	-	-	-	68.2	-26.9	0-360	150	V
4	* 11.059	24.33	PK	38.2	-19.4	0	43.13	-	-	74	-30.87	-	-	0-360	150	V
6	16.594	23.11	PK	41	-17.2	0	46.91	-	-	-	-	68.2	-21.29	0-360	150	V

* - indicates frequency in CFR47 Pt 15 / IC RSS-Restricted Band
PK – Peak detector

Note: Only peak measurement was performed. Because peak measurement result of unwanted emission is less than average limit (54dBuV/m).

UL Korea, Ltd. Suwon Laboratory FORM ID: FCC_15E
218 Maeyeong-ro, Yeongtong-gu, Suwon-si, Gyeonggi-do, 16675 Korea TEL: (031) 337-9902,FAX: (031) 213-5433
UL Korea, Ltd. Confidential
This report shall not be reproduced except in full, without the written approval of UL Korea, Ltd.

HIGH CHANNEL HORIZONTAL

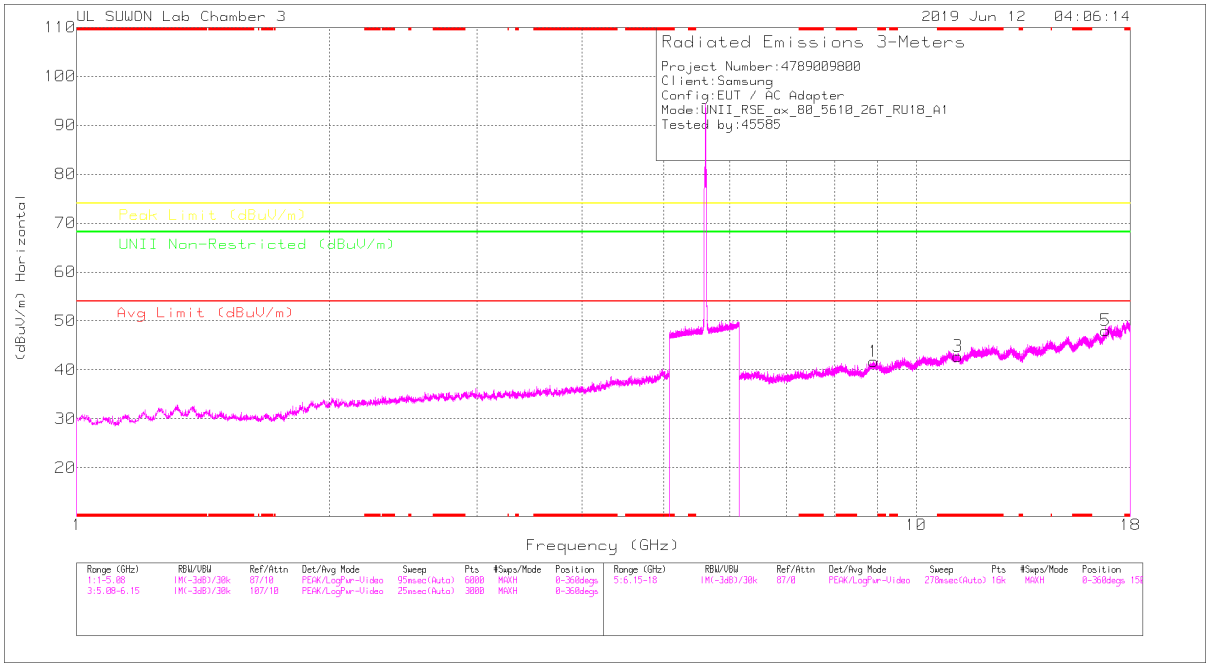

HIGH CHANNEL VERTICAL

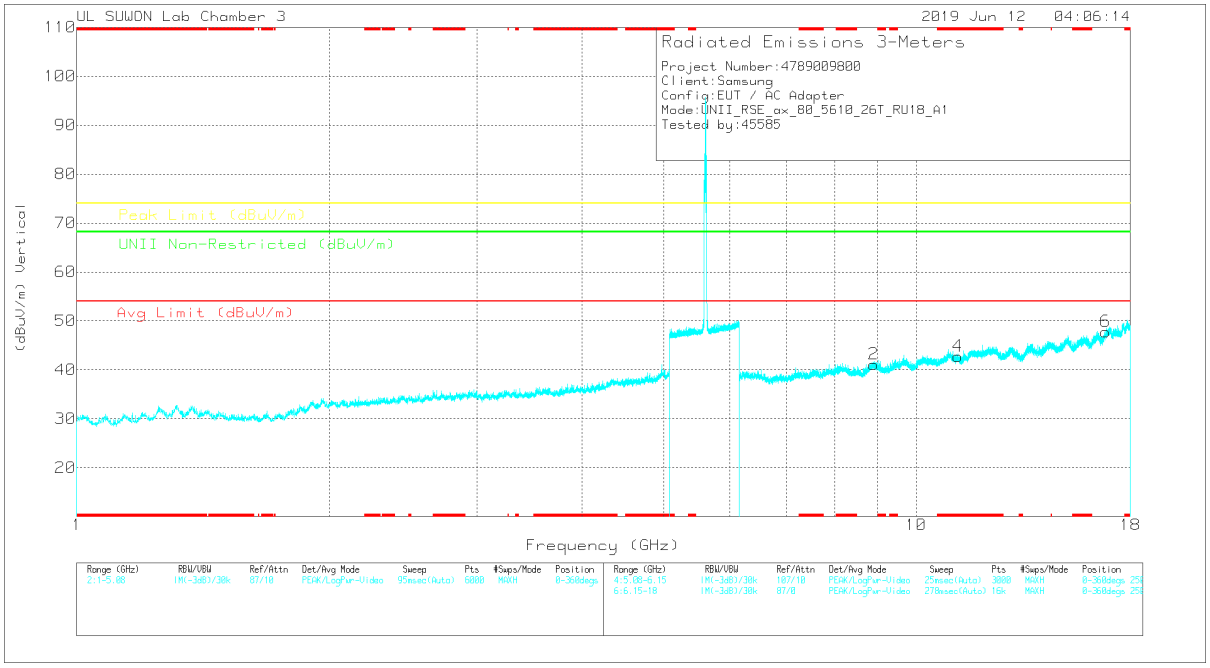

Note: Emission was scanned up to 40GHz; No emissions were detected above the noise floor which was at least 20dB below the specification limit.

UL Korea, Ltd. Confidential
This report shall not be reproduced except in full, without the written approval of UL Korea, Ltd.

HIGH CHANNEL DATA

Trace Markers

Marker	Frequency (GHz)	Meter Reading (dBuV)	Det	3117_00205959	6GHz_HP[dB]	DC Corr (dB)	Corrected Reading (dBuV/m)	Avg Limit (dBuV/m)	Margin (dB)	Peak Limit (dBuV/m)	Margin (dB)	UNII Non-Restricted (dBuV/m)	Margin (dB)	Azimuth (Degs)	Height (cm)	Polarity
1	8.902	26.08	PK	36.6	-21	0	41.68	-	-	-	-	68.2	-26.52	0-360	250	H
3	* 11.218	23.77	PK	38.4	-19.4	0	42.77	-	-	74	-31.23	-	-	0-360	150	H
5	16.826	22.93	PK	41.5	-16.4	0	48.03	-	-	-	-	68.2	-20.17	0-360	250	H
2	8.896	25.64	PK	36.5	-21	0	41.14	-	-	-	-	68.2	-27.06	0-360	150	V
4	* 11.218	23.77	PK	38.4	-19.4	0	42.77	-	-	74	-31.23	-	-	0-360	150	V
6	16.828	22.71	PK	41.5	-16.4	0	47.81	-	-	-	-	68.2	-20.39	0-360	250	V

* - indicates frequency in CFR47 Pt 15 / IC RSS-Restricted Band
PK – Peak detector

Note: Only peak measurement was performed. Because peak measurement result of unwanted emission is less than average limit (54dBuV/m).

UL Korea, Ltd. Suwon Laboratory FORM ID: FCC_15E
218 Maeyeong-ro, Yeongtong-gu, Suwon-si, Gyeonggi-do, 16675 Korea TEL: (031) 337-9902,FAX: (031) 213-5433
UL Korea, Ltd. Confidential
This report shall not be reproduced except in full, without the written approval of UL Korea, Ltd.

HE80 RU mode (ANT_2 / 26T / Low: 18, High: 18)

LOW CHANNEL HORIZONTAL

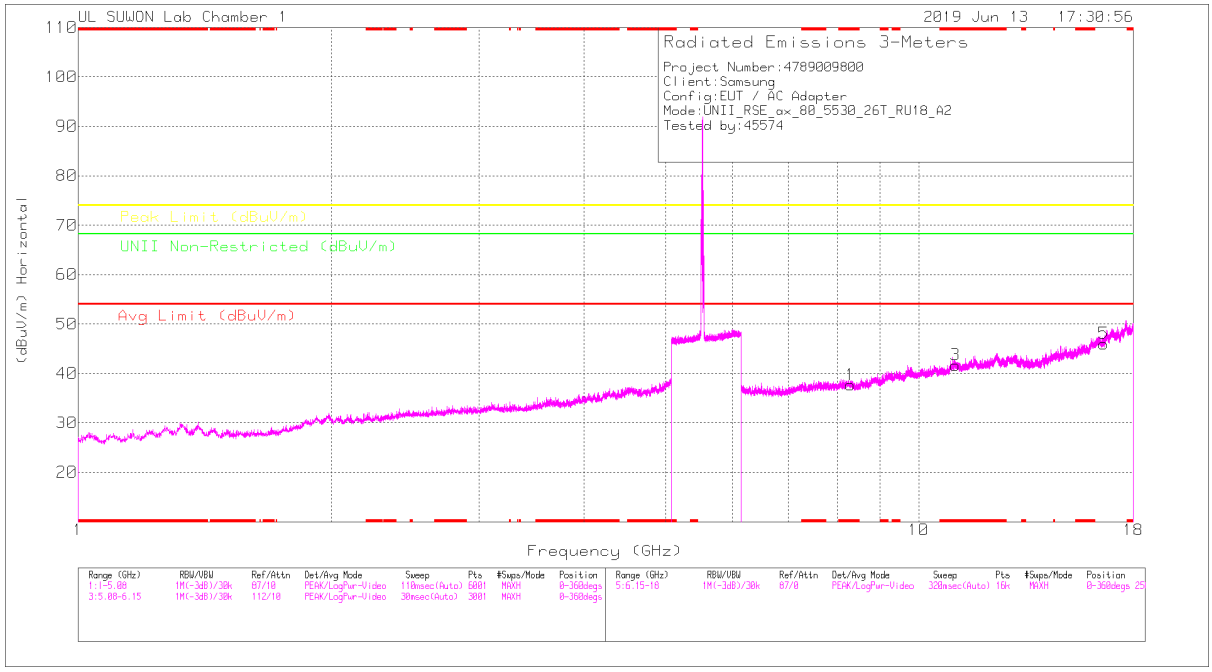

LOW CHANNEL VERTICAL

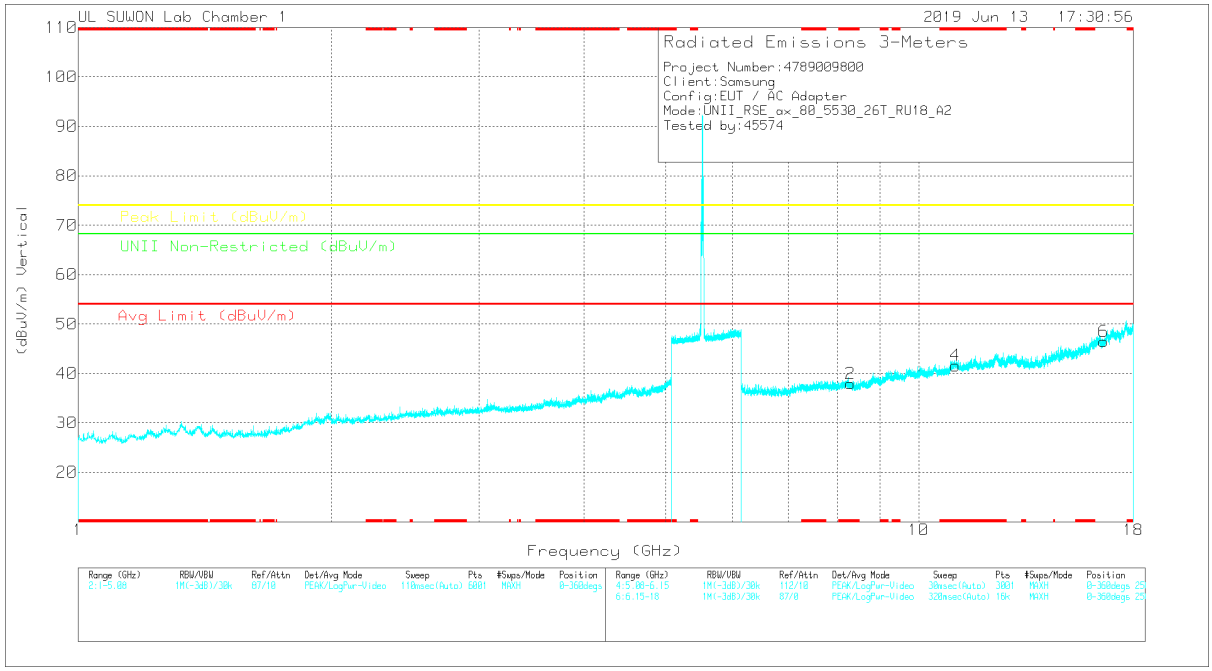

Note: Emission was scanned up to 40GHz; No emissions were detected above the noise floor which was at least 20dB below the specification limit.

UL Korea, Ltd. Confidential
This report shall not be reproduced except in full, without the written approval of UL Korea, Ltd.

LOW CHANNEL DATA

Trace Markers

Marker	Frequency (GHz)	Meter Reading (dBuV)	Det	3117_00168717	6GHz_HP[dB]	DC Corr (dB)	Corrected Reading (dBuV/m)	Avg Limit (dBuV/m)	Margin (dB)	Peak Limit (dBuV/m)	Margin (dB)	UNII Non-Restricted (dBuV/m)	Margin (dB)	Azimuth (Degs)	Height (cm)	Polarity
1	* 8.29768	26.57	PK	36.4	-25.3	0	37.67	-	-	74	-36.33	-	-	0-360	150	H
3	* 11.06152	25.6	PK	38.2	-22.1	0	41.7	-	-	74	-32.3	-	-	0-360	250	H
5	16.59068	23.72	PK	41	-18.7	0	46.02	-	-	-	-	68.2	-22.18	0-360	150	H
2	* 8.2962	26.83	PK	36.4	-25.3	0	37.93	-	-	74	-36.07	-	-	0-360	250	V
4	* 11.06226	25.49	PK	38.2	-22.1	0	41.59	-	-	74	-32.41	-	-	0-360	150	V
6	16.59068	24.18	PK	41	-18.7	0	46.48	-	-	-	-	68.2	-21.72	0-360	150	V

* - indicates frequency in CFR47 Pt 15 / IC RSS-Restricted Band
PK – Peak detector

Note: Only peak measurement was performed. Because peak measurement result of unwanted emission is less than average limit (54dBuV/m).

UL Korea, Ltd. Suwon Laboratory FORM ID: FCC_15E
218 Maeyeong-ro, Yeongtong-gu, Suwon-si, Gyeonggi-do, 16675 Korea TEL: (031) 337-9902,FAX: (031) 213-5433
UL Korea, Ltd. Confidential
This report shall not be reproduced except in full, without the written approval of UL Korea, Ltd.

HIGH CHANNEL HORIZONTAL

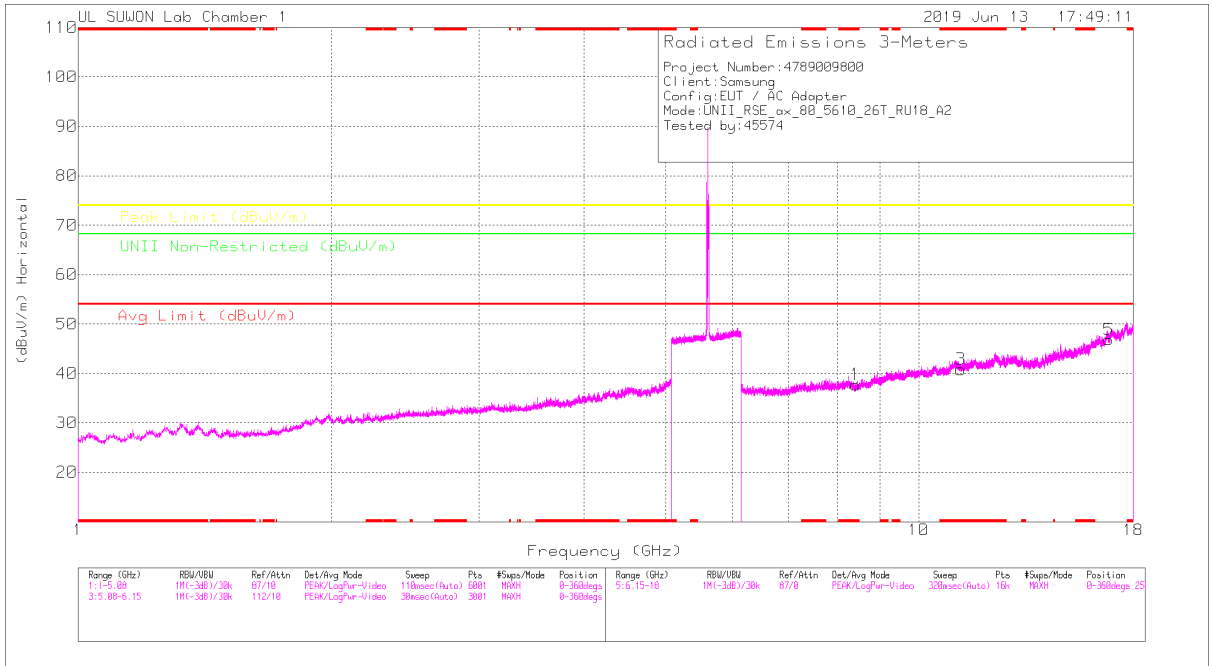

HIGH CHANNEL VERTICAL

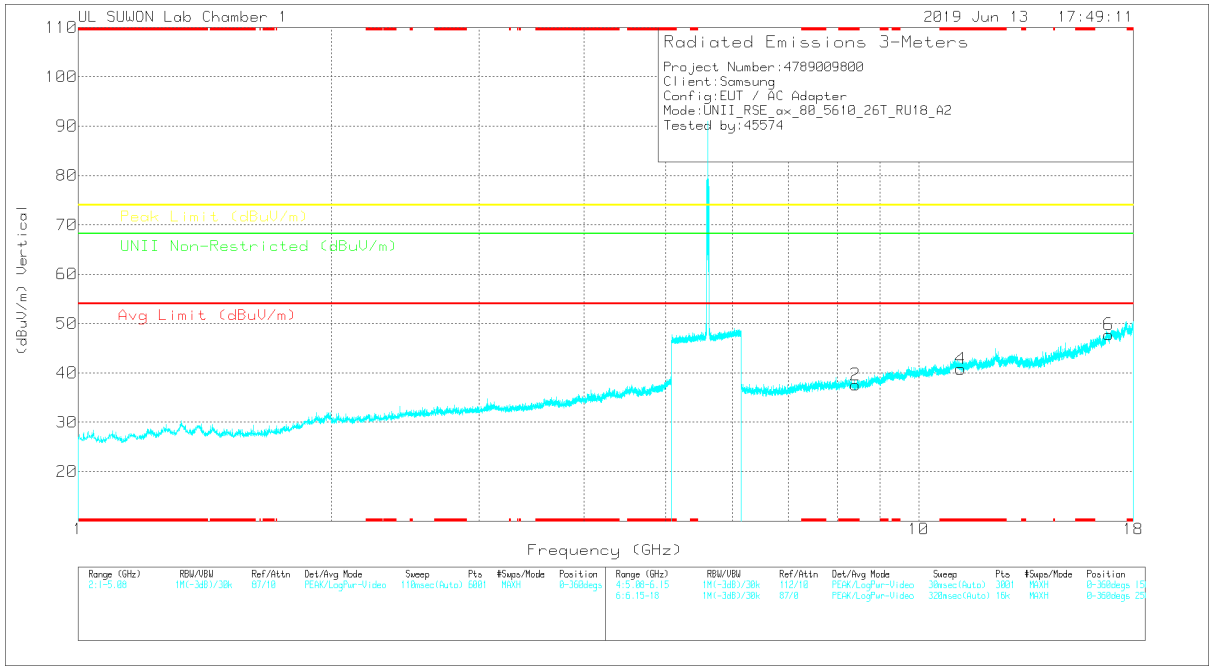

Note: Emission was scanned up to 40GHz; No emissions were detected above the noise floor which was at least 20dB below the specification limit.

UL Korea, Ltd. Confidential
This report shall not be reproduced except in full, without the written approval of UL Korea, Ltd.

HIGH CHANNEL DATA

Trace Markers

Marker	Frequency (GHz)	Meter Reading (dBuV)	Det	3117_00168717	6GHz_HP[dB]	DC Corr (dB)	Corrected Reading (dBuV/m)	Avg Limit (dBuV/m)	Margin (dB)	Peak Limit (dBuV/m)	Margin (dB)	UNII Non-Restricted (dBuV/m)	Margin (dB)	Azimuth (Degs)	Height (cm)	Polarity
1	* 8.41543	27.24	PK	36.3	-25.8	0	37.74	-	-	74	-36.26	-	-	0-360	150	H
3	* 11.22074	24.91	PK	38.4	-22.5	0	40.81	-	-	74	-33.19	-	-	0-360	250	H
5	16.82989	23.73	PK	41.5	-18.4	0	46.83	-	-	-	-	68.2	-21.37	0-360	150	H
2	* 8.41543	27.09	PK	36.3	-25.8	0	37.59	-	-	74	-36.41	-	-	0-360	250	V
4	* 11.22074	24.93	PK	38.4	-22.5	0	40.83	-	-	74	-33.17	-	-	0-360	150	V
6	16.83063	24.67	PK	41.5	-18.4	0	47.77	-	-	-	-	68.2	-20.43	0-360	250	V

* - indicates frequency in CFR47 Pt 15 / IC RSS-Restricted Band
PK – Peak detector

Note: Only peak measurement was performed. Because peak measurement result of unwanted emission is less than average limit (54dBuV/m).

UL Korea, Ltd. Confidential
This report shall not be reproduced except in full, without the written approval of UL Korea, Ltd.

11.4. 5.8 GHz_1Tx (SISO)

11.4.1.TX ABOVE 1GHz 802.11ax MODE IN THE 5.8GHz BAND BANDEDGE (LOW CHANNEL)

HE20 SU mode (ANT_1)

HORIZONTAL PEAK PLOT

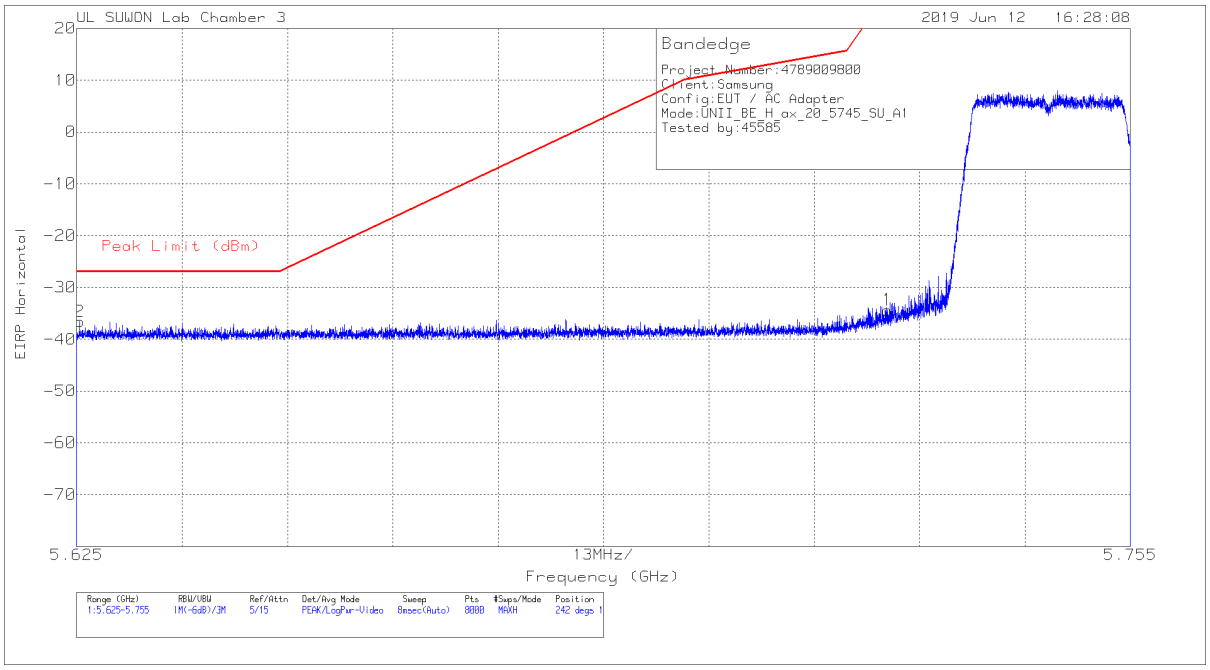

HORIZONTAL DATA

Trace Markers

Marker	Frequency (GHz)	Meter Reading (dBm)	Det	3117_00205959	10dB[dB]	Conversion Factor (dB)	DC Corr (dB)	Corrected Reading EIRP	Peak Limit (dBm)	PK Margin (dB)	Azimuth (Degs)	Height (cm)	Polarity
1	5.725	-63.05	Pk	34.8	-17.9	11.8	0	-34.35	27	-61.35	242	103	H
2	5.625	-64.82	Pk	34.7	-18.3	11.8	0	-36.62	-27	-9.62	242	103	H

Pk - Peak detector

UL Korea, Ltd. Confidential
This report shall not be reproduced except in full, without the written approval of UL Korea, Ltd.

VERTICAL PEAK PLOT

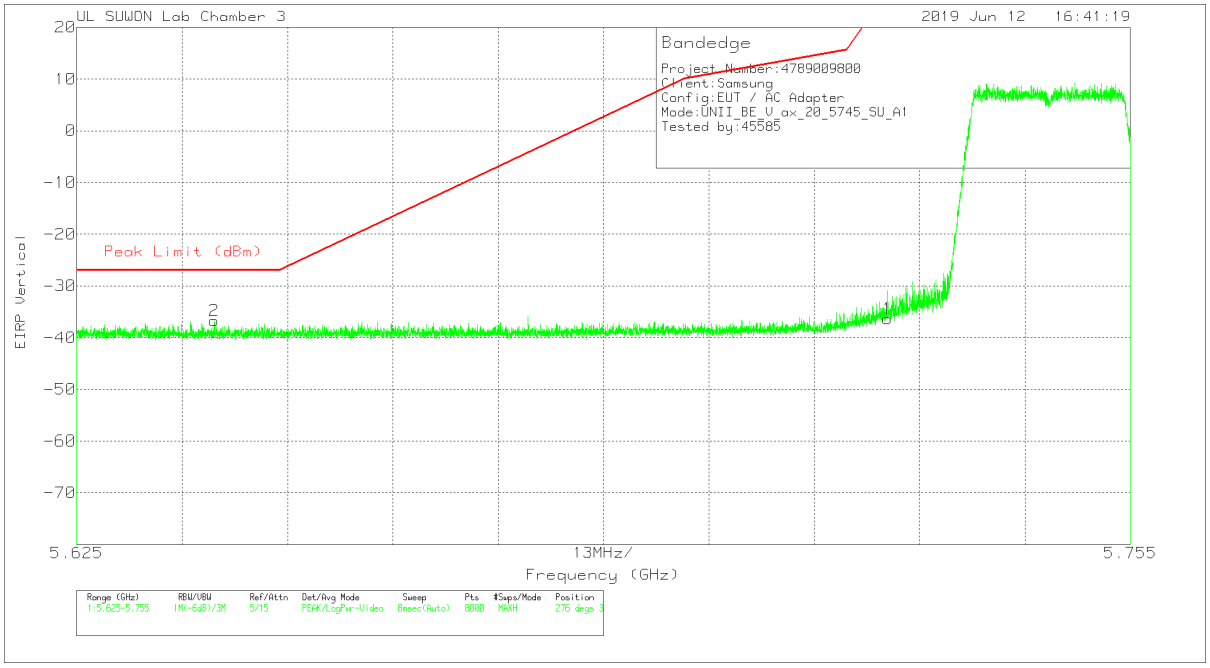

VERTICAL DATA

Trace Markers

Marker	Frequency (GHz)	Meter Reading (dBm)	Det	3117_002059 59	10dB[dB]	Conversion Factor (dB)	DC Corr (dB)	Corrected Reading EIRP	Peak Limit (dBm)	PK Margin (dB)	Azimuth (Degs)	Height (cm)	Polarity
1	5.725	-65.06	Pk	34.8	-17.9	11.8	0	-36.36	27	-63.36	276	317	V
2	5.642	-65	Pk	34.7	-18.2	11.8	0	-36.7	-27	-9.7	276	317	V

Pk - Peak detector

UL Korea, Ltd. Confidential
This report shall not be reproduced except in full, without the written approval of UL Korea, Ltd.

HE20 SU mode (ANT_2)

HORIZONTAL PEAK PLOT

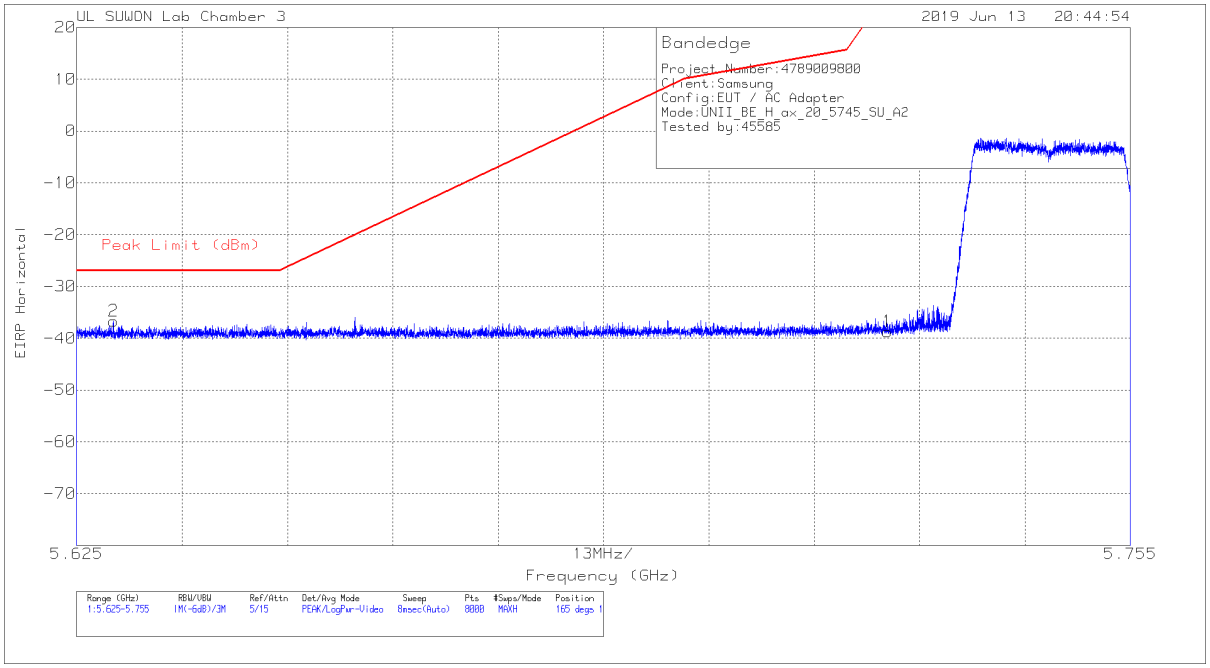

HORIZONTAL DATA

Trace Markers

Marker	Frequency (GHz)	Meter Reading (dBm)	Det	3117_002059 59	10dB[dB]	Conversion Factor (dB)	DC Corr (dB)	Corrected Reading EIRP	Peak Limit (dBm)	PK Margin (dB)	Azimuth (Degs)	Height (cm)	Polarity
1	5.725	-67.43	Pk	34.8	-17.9	11.8	0	-38.73	27	-65.73	165	100	H
2	5.63	-64.88	Pk	34.7	-18.3	11.8	0	-36.68	-27	-9.68	165	100	H

Pk - Peak detector

UL Korea, Ltd. Confidential
This report shall not be reproduced except in full, without the written approval of UL Korea, Ltd.

VERTICAL PEAK PLOT

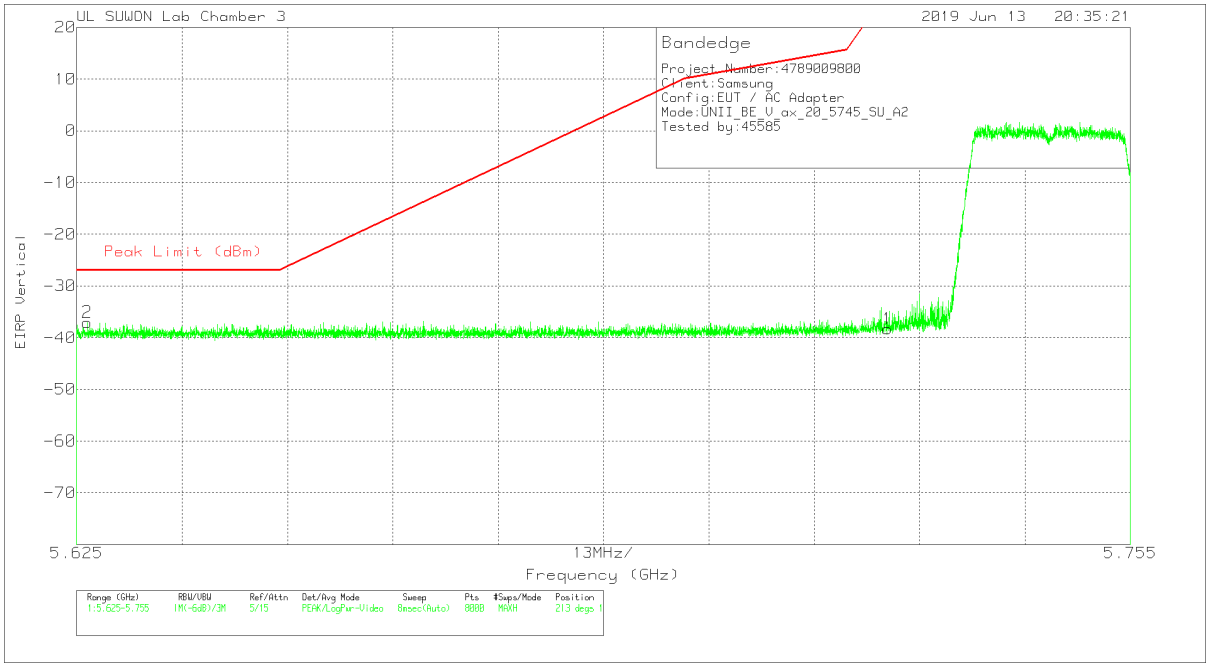

VERTICAL DATA

Trace Markers

Marker	Frequency (GHz)	Meter Reading (dBm)	Det	3117_00205959	10dB[dB]	Conversion Factor (dB)	DC Corr (dB)	Corrected Reading EIRP	Peak Limit (dBm)	PK Margin (dB)	Azimuth (Degs)	Height (cm)	Polarity
1	5.725	-66.99	Pk	34.8	-17.9	11.8	0	-38.29	27	-65.29	213	104	V
2	5.626	-65.24	Pk	34.7	-18.3	11.8	0	-37.04	-27	-10.04	213	104	V

Pk - Peak detector

UL Korea, Ltd. Confidential
This report shall not be reproduced except in full, without the written approval of UL Korea, Ltd.

HE40 SU mode (ANT_1)

HORIZONTAL PEAK PLOT

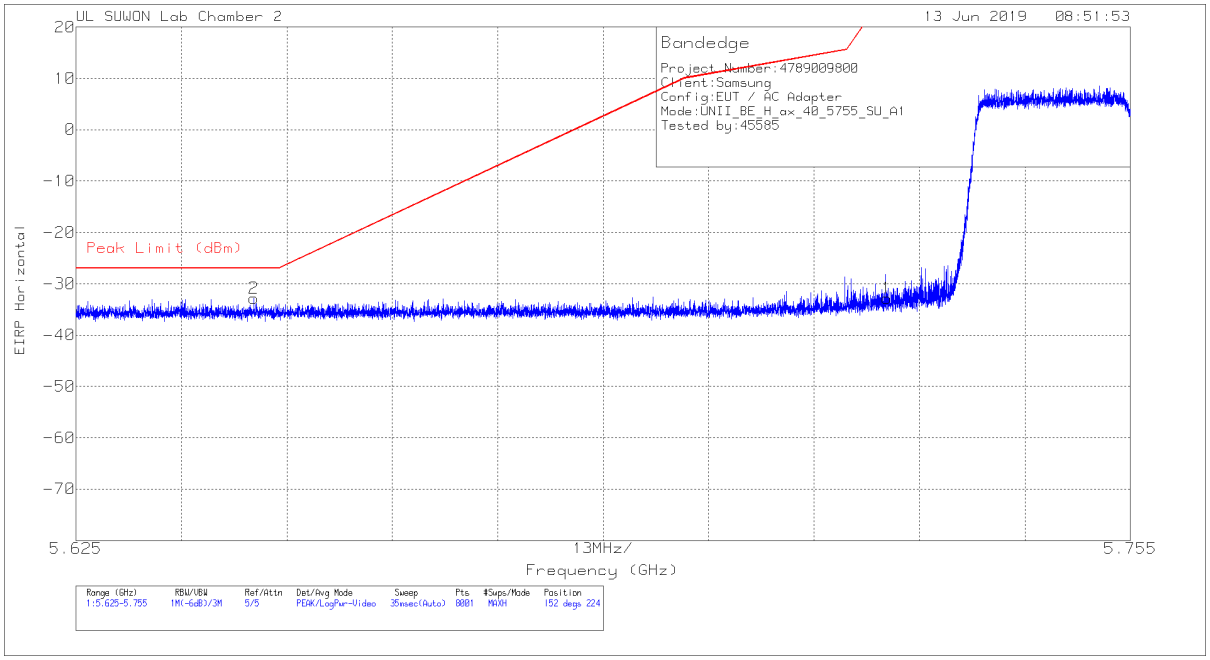

HORIZONTAL DATA

Trace Markers

Marker	Frequency (GHz)	Meter Reading (dBm)	Det	170531_3117[00 168724]	Path_2_10dB	Conversion Factor (dB)	DC Corr (dB)	Corrected Reading EIRP	Peak Limit (dBm)	PK Margin (dB)	Azimuth (Degs)	Height (cm)	Polarity
1	5.725	-63.55	Pk	34.5	-15.6	11.8	0	-32.85	26.97	-59.82	152	224	H
2	5.647	-63.31	Pk	34.4	-15.7	11.8	0	-32.81	-27	-5.81	152	224	H

Pk - Peak detector

UL Korea, Ltd. Confidential
This report shall not be reproduced except in full, without the written approval of UL Korea, Ltd.

VERTICAL PEAK PLOT

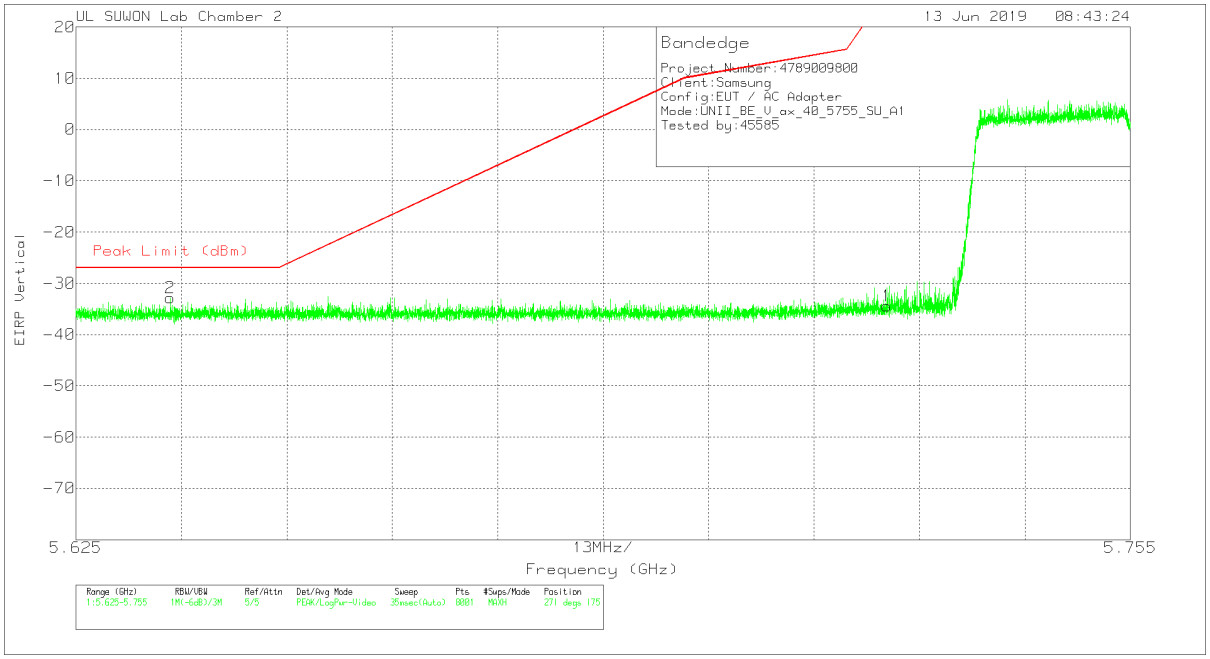

VERTICAL DATA

Trace Markers

Marker	Frequency (GHz)	Meter Reading (dBm)	Det	170531_3117[00 168724]	Path_2_10dB	Conversion Factor (dB)	DC Corr (dB)	Corrected Reading EIRP	Peak Limit (dBm)	PK Margin (dB)	Azimuth (Degs)	Height (cm)	Polarity
1	5.725	-65.08	Pk	34.5	-15.6	11.8	0	-34.38	26.97	-61.35	271	175	V
2	5.637	-63.37	Pk	34.4	-15.7	11.8	0	-32.87	-27	-5.87	271	175	V

Pk - Peak detector

UL Korea, Ltd. Confidential
This report shall not be reproduced except in full, without the written approval of UL Korea, Ltd.

HE40 SU mode (ANT_2)

HORIZONTAL PEAK PLOT

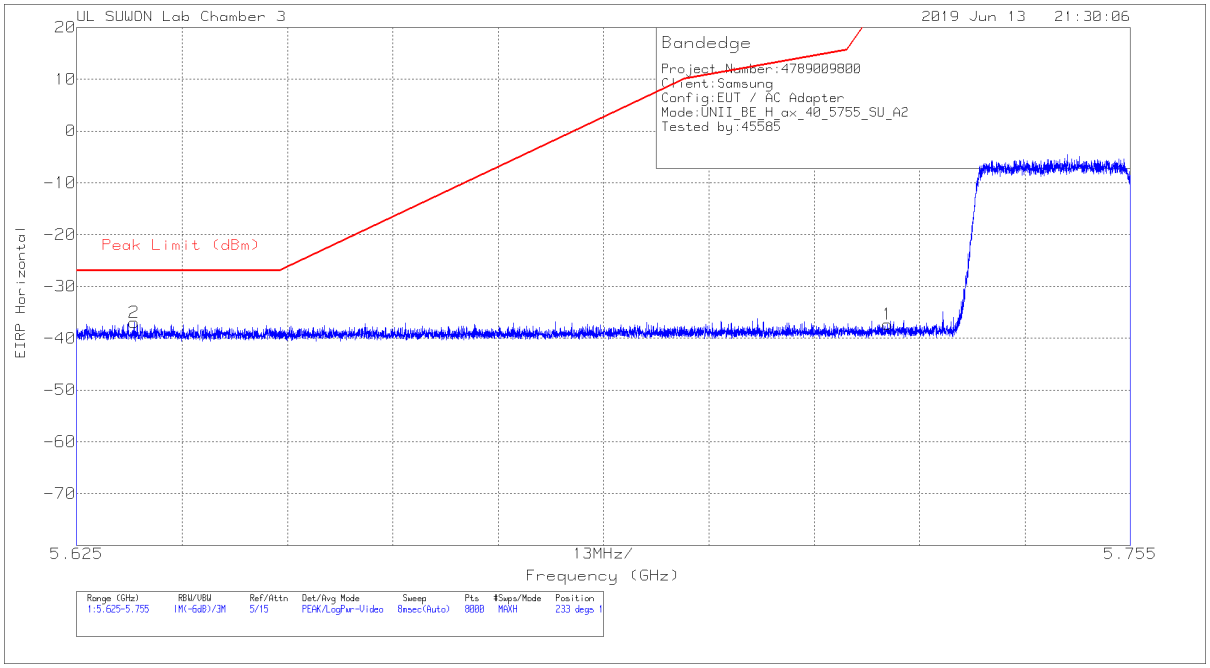

HORIZONTAL DATA

Trace Markers

Marker	Frequency (GHz)	Meter Reading (dBm)	Det	3117_002059 59	10dB[dB]	Conversion Factor (dB)	DC Corr (dB)	Corrected Reading EIRP	Peak Limit (dBm)	PK Margin (dB)	Azimuth (Degs)	Height (cm)	Polarity
1	5.725	-66.03	Pk	34.8	-17.9	11.8	0	-37.33	27	-64.33	233	101	H
2	5.632	-65.17	Pk	34.7	-18.3	11.8	0	-36.97	-27	-9.97	233	101	H

Pk - Peak detector

UL Korea, Ltd. Suwon Laboratory FORM ID: FCC_15E
218 Maeyeong-ro, Yeongtong-gu, Suwon-si, Gyeonggi-do, 16675 Korea TEL: (031) 337-9902,FAX: (031) 213-5433
UL Korea, Ltd. Confidential
This report shall not be reproduced except in full, without the written approval of UL Korea, Ltd.

VERTICAL PEAK PLOT

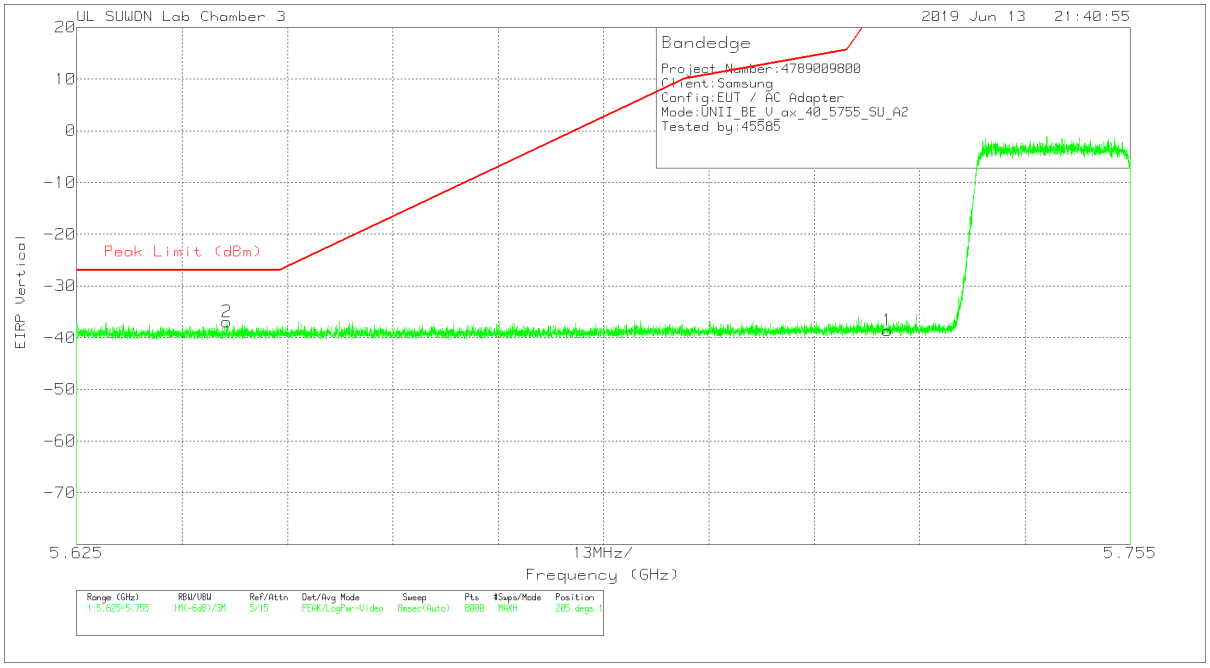

VERTICAL DATA

Trace Markers

Marker	Frequency (GHz)	Meter Reading (dBm)	Det	3117_00205959	10dB[dB]	Conversion Factor (dB)	DC Corr (dB)	Corrected Reading EIRP	Peak Limit (dBm)	PK Margin (dB)	Azimuth (Degs)	Height (cm)	Polarity
1	5.725	-67.31	Pk	34.8	-17.9	11.8	0	-38.61	27	-65.61	205	104	V
2	5.644	-65.22	Pk	34.7	-18.2	11.8	0	-36.92	-27	-9.92	205	104	V

Pk - Peak detector

UL Korea, Ltd. Confidential
This report shall not be reproduced except in full, without the written approval of UL Korea, Ltd.

HE80 SU mode (ANT_1)

HORIZONTAL PEAK PLOT

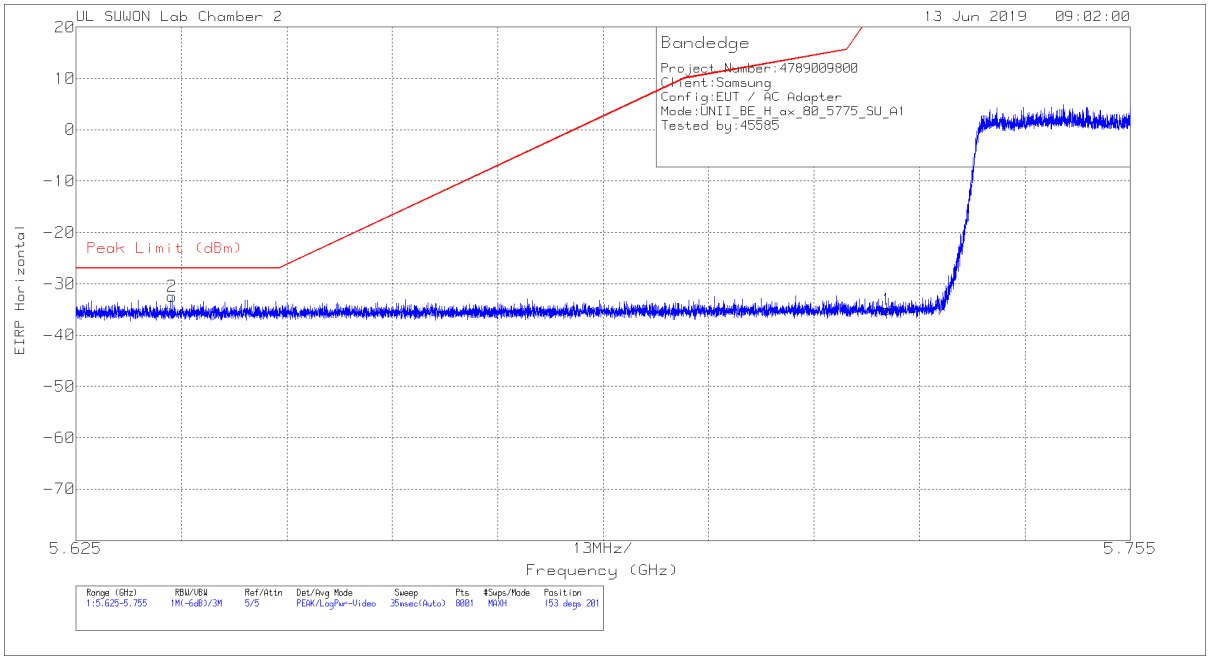

HORIZONTAL DATA

Trace Markers

Marker	Frequency (GHz)	Meter Reading (dBm)	Det	170531_3117[00 168724]	Path_2_10dB	Conversion Factor (dB)	DC Corr (dB)	Corrected Reading EIRP	Peak Limit (dBm)	PK Margin (dB)	Azimuth (Degs)	Height (cm)	Polarity
1	5.725	-65.78	Pk	34.5	-15.6	11.8	0	-35.08	26.97	-62.05	153	201	H
2	5.637	-62.92	Pk	34.4	-15.7	11.8	0	-32.42	-27	-5.42	153	201	H

Pk - Peak detector

UL Korea, Ltd. Confidential
This report shall not be reproduced except in full, without the written approval of UL Korea, Ltd.

VERTICAL PEAK PLOT

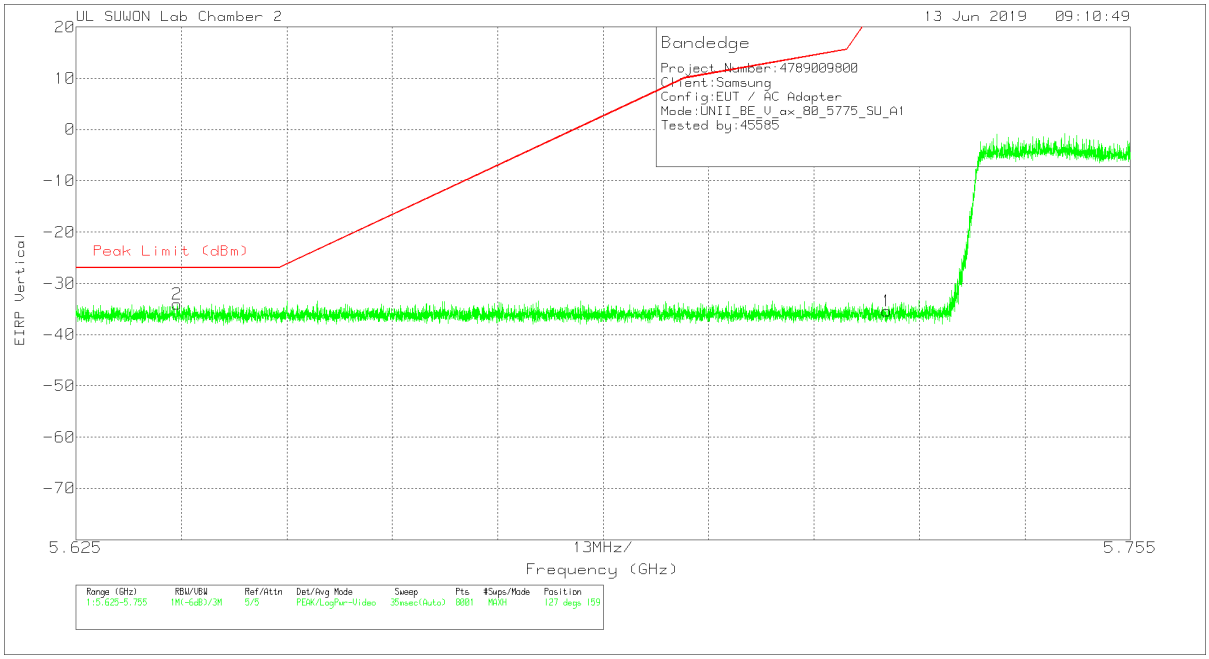

VERTICAL DATA

Trace Markers

Marker	Frequency (GHz)	Meter Reading (dBm)	Det	170531_3117[00 168724]	Path_2_10dB	Conversion Factor (dB)	DC Corr (dB)	Corrected Reading EIRP	Peak Limit (dBm)	PK Margin (dB)	Azimuth (Degs)	Height (cm)	Polarity
1	5.725	-66.11	Pk	34.5	-15.6	11.8	0	-35.41	26.97	-62.38	127	159	V
2	5.637	-64.56	Pk	34.4	-15.7	11.8	0	-34.06	-27	-7.06	127	159	V

Pk - Peak detector

UL Korea, Ltd. Confidential
This report shall not be reproduced except in full, without the written approval of UL Korea, Ltd.

HE80 SU mode (ANT_2)

HORIZONTAL PEAK PLOT

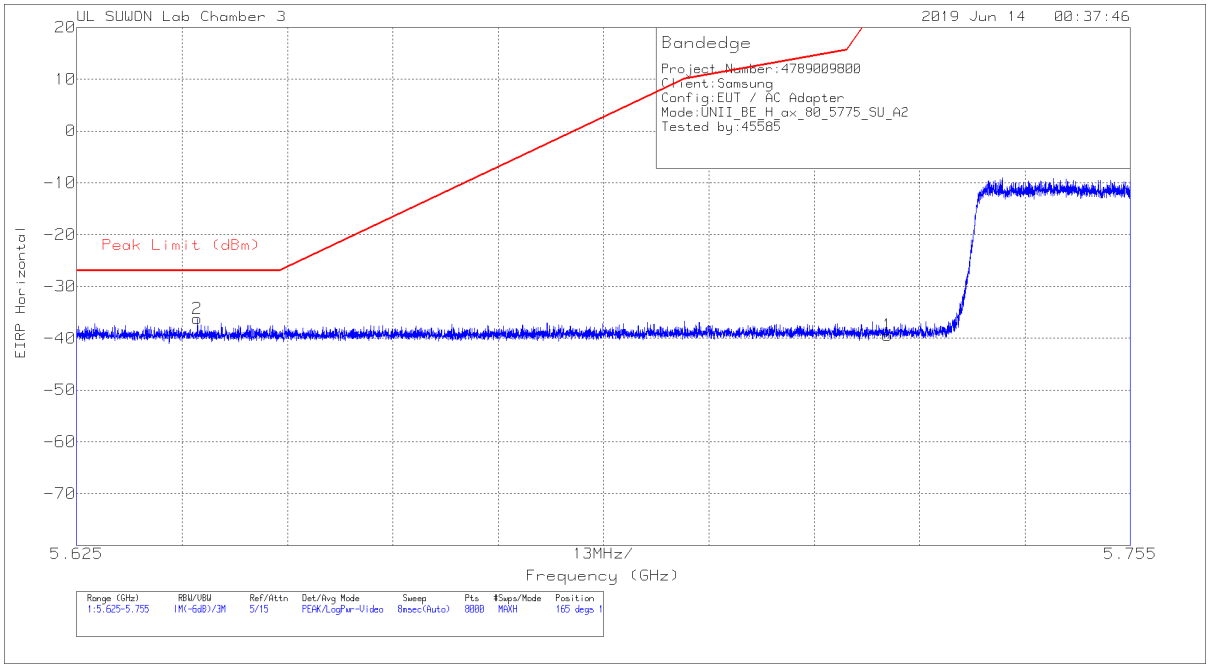

HORIZONTAL DATA

Trace Markers

Marker	Frequency (GHz)	Meter Reading (dBm)	Det	3117_002059 59	10dB[dB]	Conversion Factor (dB)	DC Corr (dB)	Corrected Reading EIRP	Peak Limit (dBm)	PK Margin (dB)	Azimuth (Degs)	Height (cm)	Polarity
1	5.725	-68.16	Pk	34.8	-17.9	11.8	0	-39.46	27	-66.46	165	100	H
2	5.64	-64.43	Pk	34.7	-18.3	11.8	0	-36.23	-27	-9.23	165	100	H

Pk - Peak detector

UL Korea, Ltd. Confidential
This report shall not be reproduced except in full, without the written approval of UL Korea, Ltd.

VERTICAL PEAK PLOT

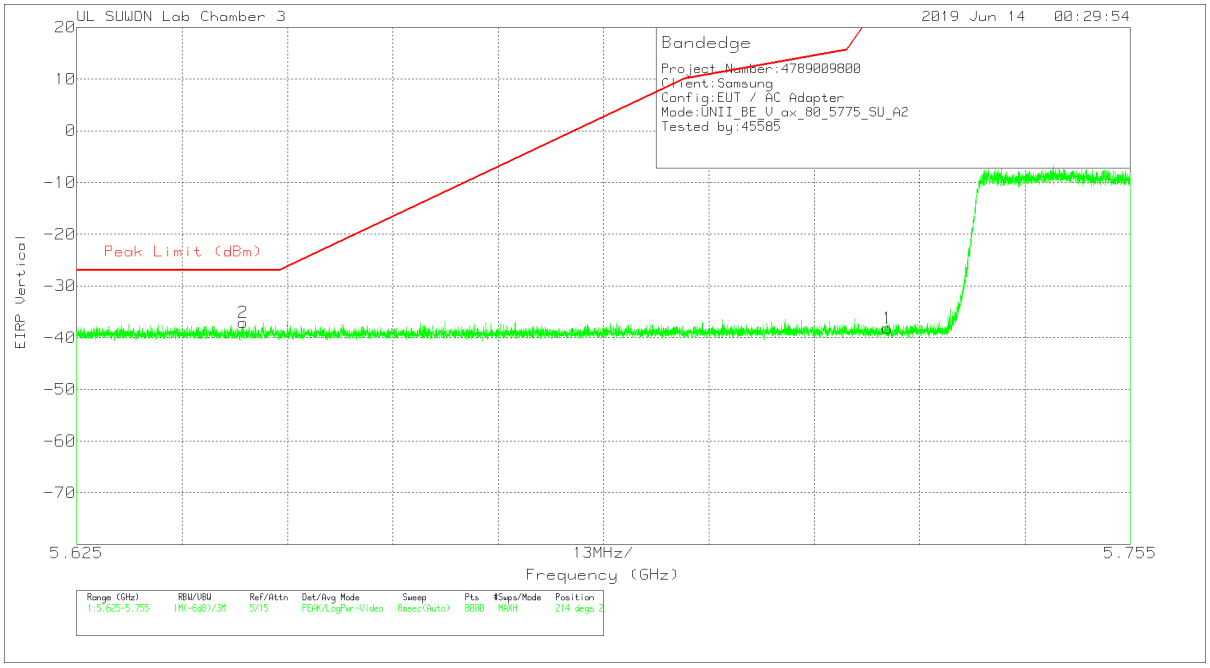

VERTICAL DATA

Trace Markers

Marker	Frequency (GHz)	Meter Reading (dBm)	Det	3117_002059 59	10dB[dB]	Conversion Factor (dB)	DC Corr (dB)	Corrected Reading EIRP	Peak Limit (dBm)	PK Margin (dB)	Azimuth (Degs)	Height (cm)	Polarity
1	5.725	-66.89	Pk	34.8	-17.9	11.8	0	-38.19	27	-65.19	214	265	V
2	5.646	-65.36	Pk	34.7	-18.2	11.8	0	-37.06	-27	-10.06	214	265	V

Pk - Peak detector

UL Korea, Ltd. Confidential
This report shall not be reproduced except in full, without the written approval of UL Korea, Ltd.

484T RU mode (ANT_1 / HE80 / RU offset 65)

HORIZONTAL PEAK PLOT

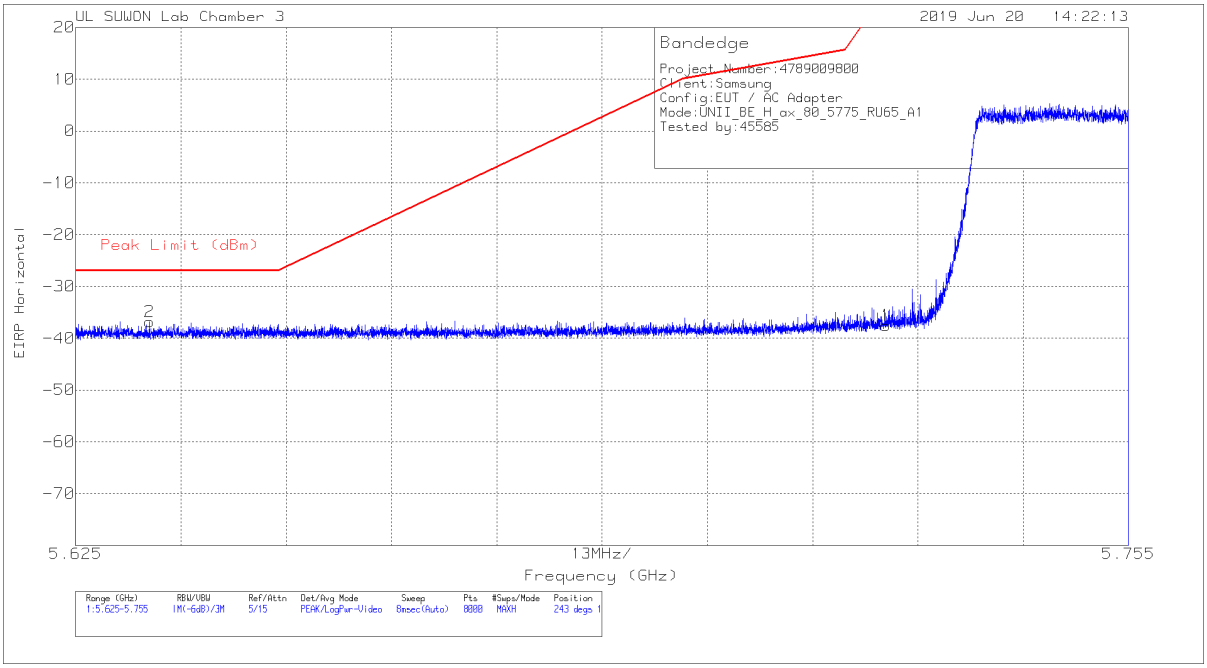

HORIZONTAL DATA

Trace Markers

Marker	Frequency (GHz)	Meter Reading (dBm)	Det	3117_002059 59	10dB[dB]	Conversion Factor (dB)	DC Corr (dB)	Corrected Reading EIRP	Peak Limit (dBm)	PK Margin (dB)	Azimuth (Degs)	Height (cm)	Polarity
1	5.725	-66.29	Pk	34.8	-17.9	11.8	0	-37.59	27	-64.59	243	104	H
2	5.634	-65.02	Pk	34.7	-18.3	11.8	0	-36.82	-27	-9.82	243	104	H

Pk - Peak detector

UL Korea, Ltd. Suwon Laboratory FORM ID: FCC_15E
218 Maeyeong-ro, Yeongtong-gu, Suwon-si, Gyeonggi-do, 16675 Korea TEL: (031) 337-9902,FAX: (031) 213-5433
UL Korea, Ltd. Confidential
This report shall not be reproduced except in full, without the written approval of UL Korea, Ltd.

VERTICAL PEAK PLOT

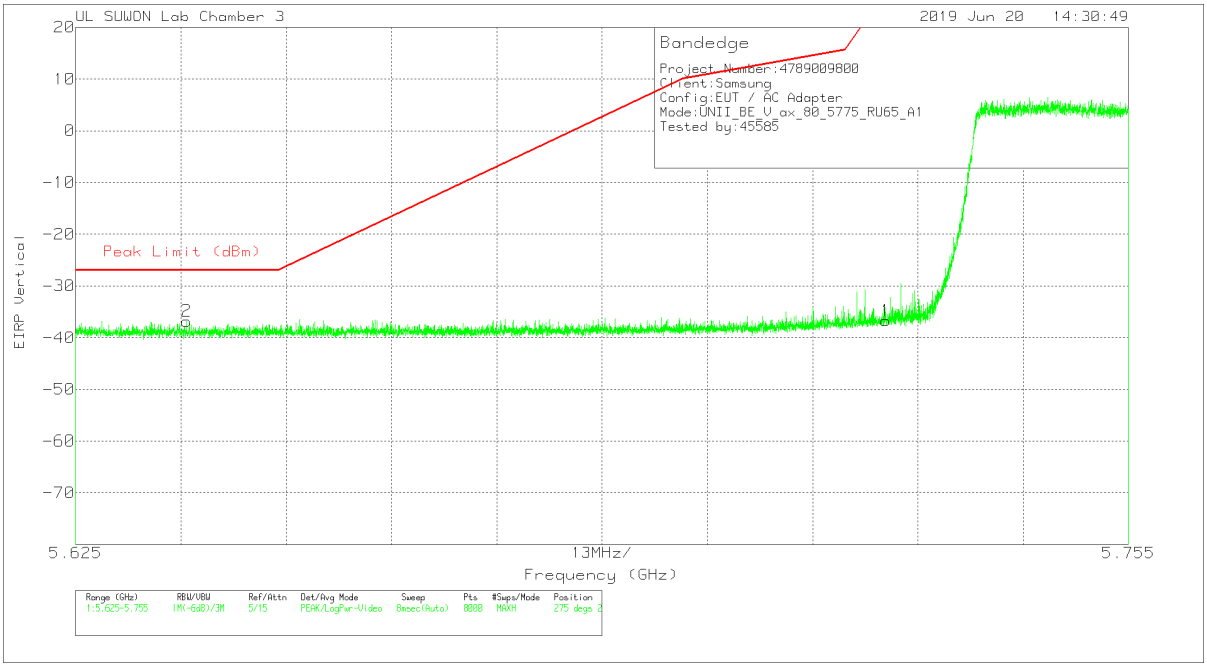

VERTICAL DATA

Trace Markers

Marker	Frequency (GHz)	Meter Reading (dBm)	Det	3117_002059 59	10dB[dB]	Conversion Factor (dB)	DC Corr (dB)	Corrected Reading EIRP	Peak Limit (dBm)	PK Margin (dB)	Azimuth (Degs)	Height (cm)	Polarity
1	5.725	-65.43	Pk	34.8	-17.9	11.8	0	-36.73	27	-63.73	275	274	V
2	5.639	-64.98	Pk	34.7	-18.3	11.8	0	-36.78	-27	-9.78	275	274	V

Pk - Peak detector

UL Korea, Ltd. Confidential
This report shall not be reproduced except in full, without the written approval of UL Korea, Ltd.

484T RU mode (ANT_2 / HE80 / RU offset 65)

HORIZONTAL PEAK PLOT

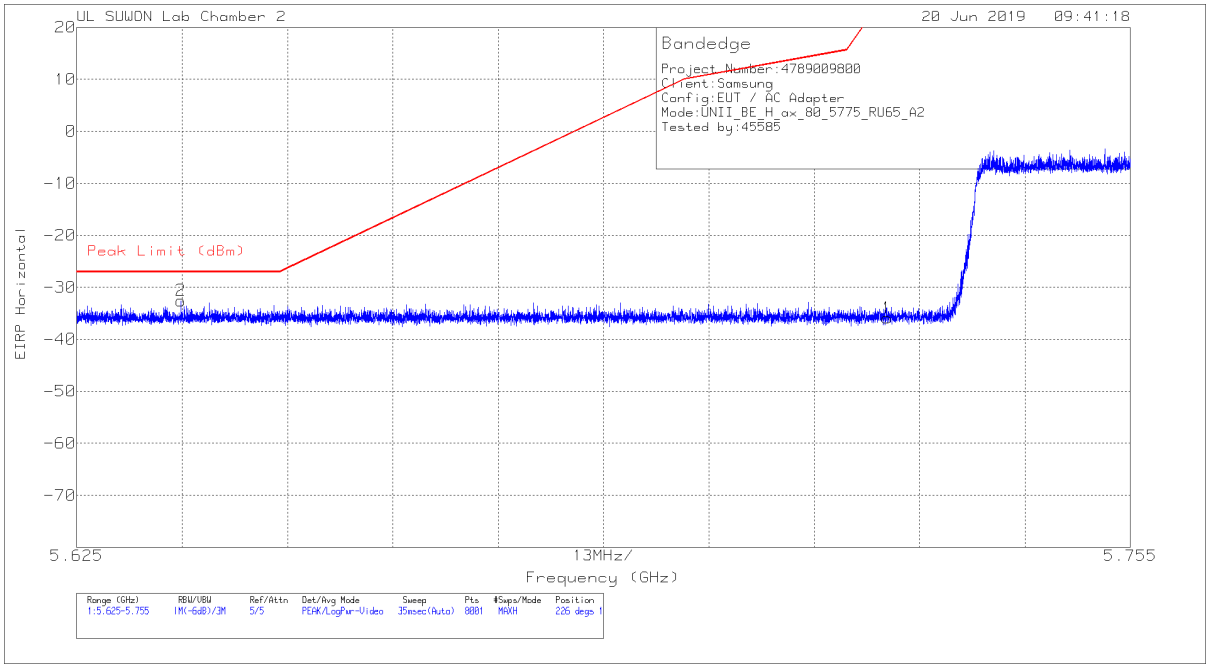

HORIZONTAL DATA

Trace Markers

Marker	Frequency (GHz)	Meter Reading (dBm)	Det	170531_3117[00 168724]	Path_2_10dB	Conversion Factor (dB)	DC Corr (dB)	Corrected Reading EIRP	Peak Limit (dBm)	PK Margin (dB)	Azimuth (Degs)	Height (cm)	Polarity
1	5.725	-66.63	Pk	34.5	-15.6	11.8	0	-35.93	26.97	-62.9	226	112	H
2	5.638	-63.06	Pk	34.4	-15.7	11.8	0	-32.56	-27	-5.56	226	112	H

Pk - Peak detector

UL Korea, Ltd. Confidential
This report shall not be reproduced except in full, without the written approval of UL Korea, Ltd.

VERTICAL PEAK PLOT

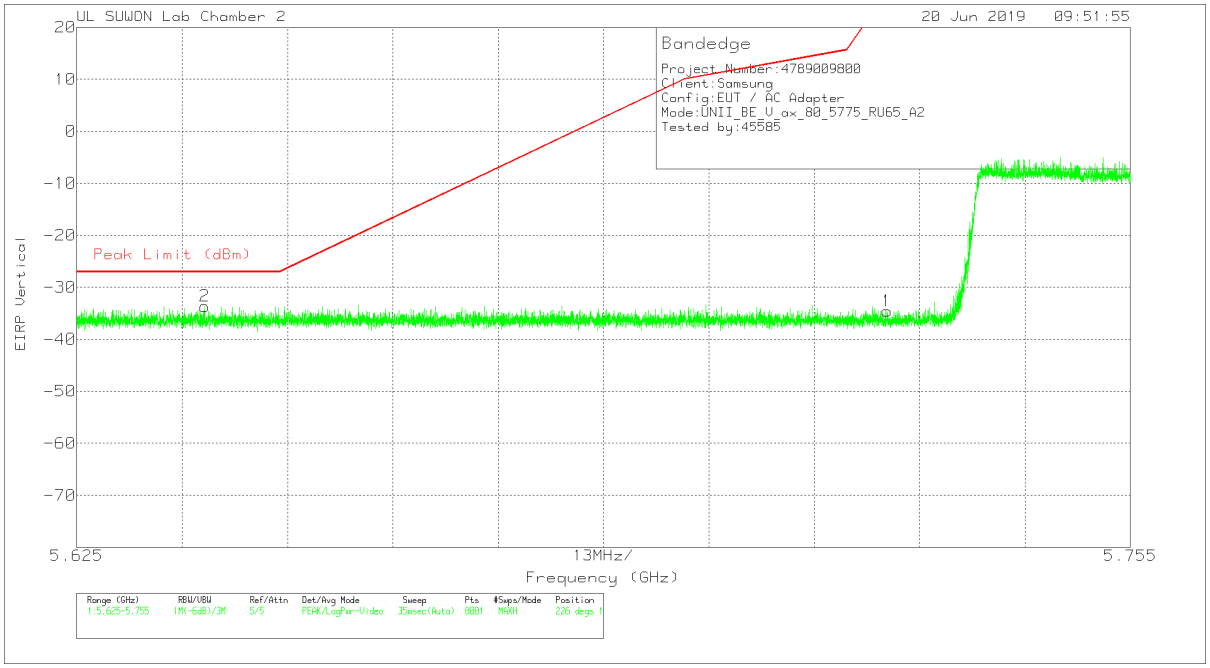

VERTICAL DATA

Trace Markers

Marker	Frequency (GHz)	Meter Reading (dBm)	Det	170531_3117[00 168724]	Path_2_10dB	Conversion Factor (dB)	DC Corr (dB)	Corrected Reading EIRP	Peak Limit (dBm)	PK Margin (dB)	Azimuth (Degs)	Height (cm)	Polarity
1	5.725	-65.25	Pk	34.5	-15.6	11.8	0	-34.55	26.97	-61.52	226	128	V
2	5.641	-64.15	Pk	34.4	-15.7	11.8	0	-33.65	-27	-6.65	226	128	V

Pk - Peak detector

UL Korea, Ltd. Confidential
This report shall not be reproduced except in full, without the written approval of UL Korea, Ltd.

242T RU mode (ANT_1 / HE40 / RU offset 61)

HORIZONTAL PEAK PLOT

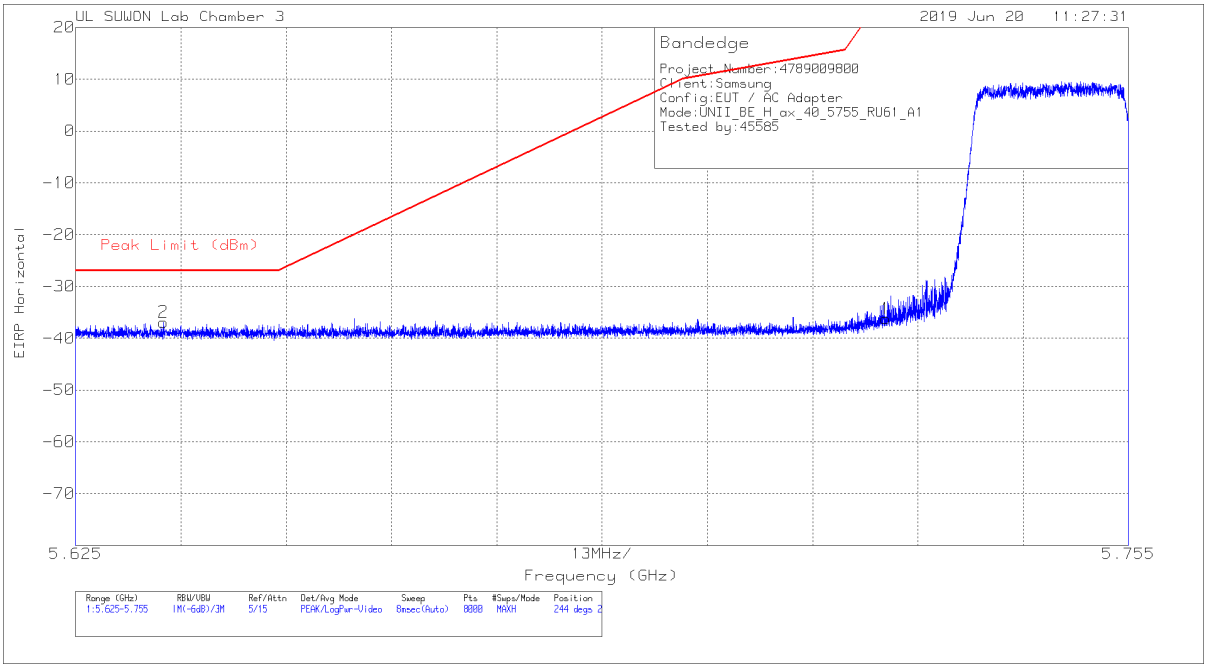

HORIZONTAL DATA

Trace Markers

Marker	Frequency (GHz)	Meter Reading (dBm)	Det	3117_002059 59	10dB[dB]	Conversion Factor (dB)	DC Corr (dB)	Corrected Reading EIRP	Peak Limit (dBm)	PK Margin (dB)	Azimuth (Degs)	Height (cm)	Polarity
1	5.725	-64.94	Pk	34.8	-17.9	11.8	0	-36.24	27	-63.24	244	219	H
2	5.636	-65.21	Pk	34.7	-18.2	11.8	0	-36.91	-27	-9.91	244	219	H

Pk - Peak detector

UL Korea, Ltd. Suwon Laboratory FORM ID: FCC_15E
218 Maeyeong-ro, Yeongtong-gu, Suwon-si, Gyeonggi-do, 16675 Korea TEL: (031) 337-9902,FAX: (031) 213-5433
UL Korea, Ltd. Confidential
This report shall not be reproduced except in full, without the written approval of UL Korea, Ltd.

VERTICAL PEAK PLOT

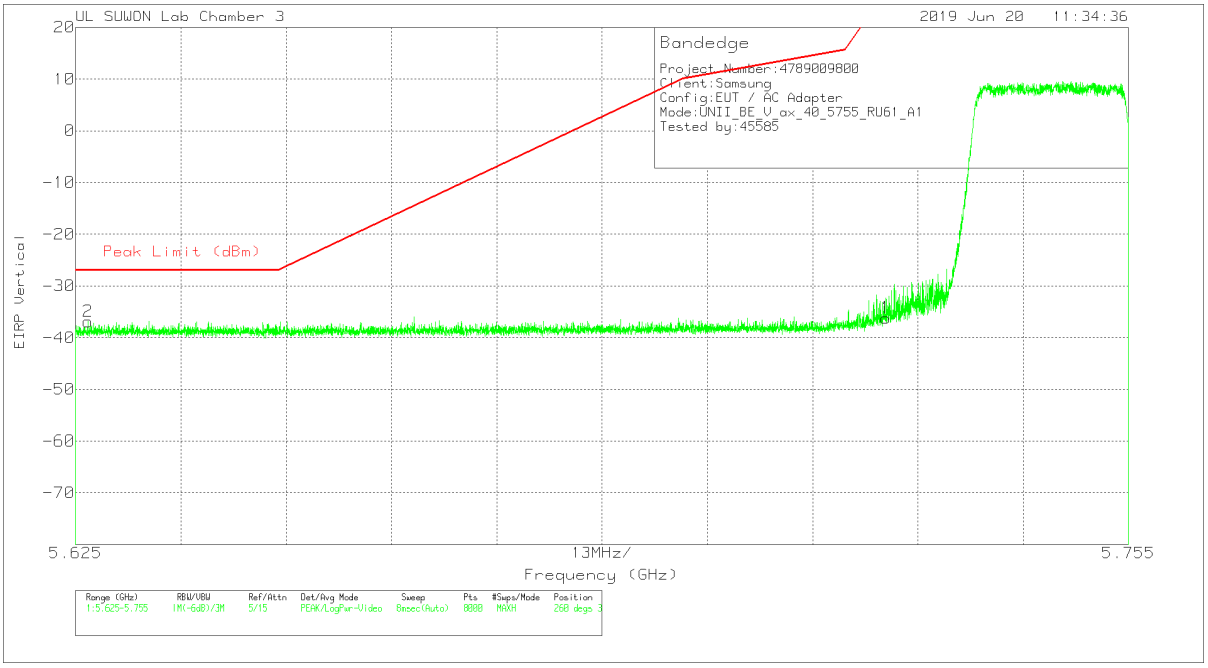

VERTICAL DATA

Trace Markers

Marker	Frequency (GHz)	Meter Reading (dBm)	Det	3117_002059 59	10dB[dB]	Conversion Factor (dB)	DC Corr (dB)	Corrected Reading EIRP	Peak Limit (dBm)	PK Margin (dB)	Azimuth (Degs)	Height (cm)	Polarity
1	5.725	-64.88	Pk	34.8	-17.9	11.8	0	-36.18	27	-63.18	260	313	V
2	5.627	-65.07	Pk	34.7	-18.3	11.8	0	-36.87	-27	-9.87	260	313	V

Pk - Peak detector

UL Korea, Ltd. Confidential
This report shall not be reproduced except in full, without the written approval of UL Korea, Ltd.

242T RU mode (ANT_2 / HE40 / RU offset 61)

HORIZONTAL PEAK PLOT

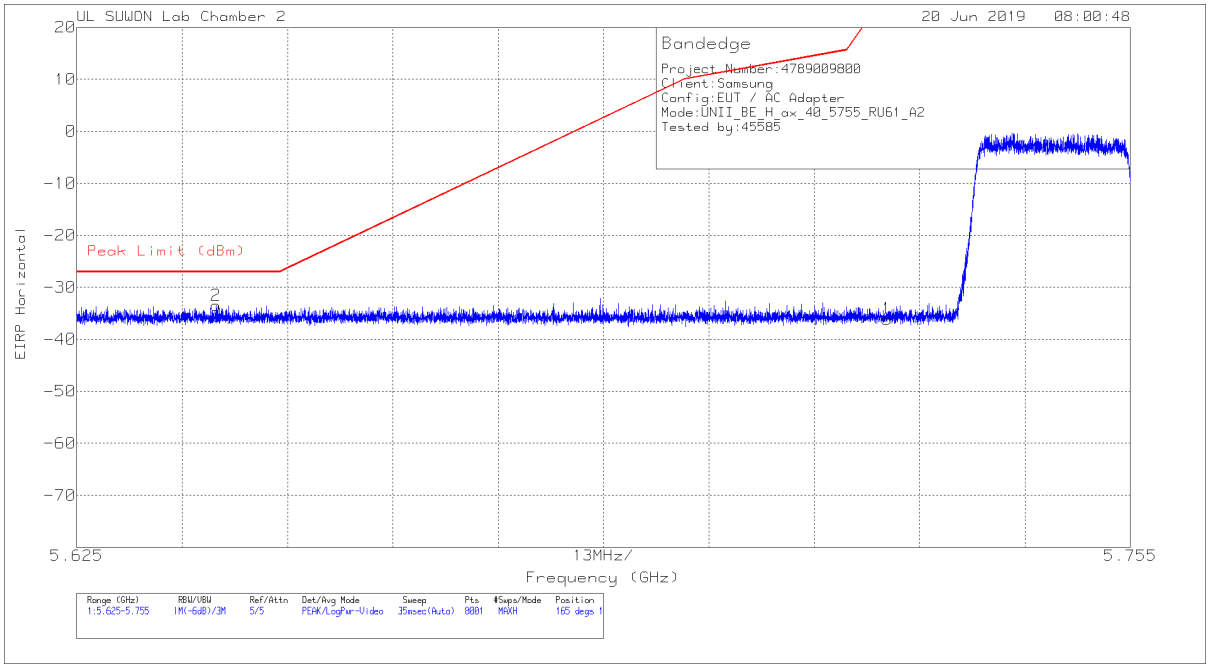

HORIZONTAL DATA

Trace Markers

Marker	Frequency (GHz)	Meter Reading (dBm)	Det	170531_3117[00 168724]	Path_2_10dB	Conversion Factor (dB)	DC Corr (dB)	Corrected Reading EIRP	Peak Limit (dBm)	PK Margin (dB)	Azimuth (Degs)	Height (cm)	Polarity
1	5.725	-66.77	Pk	34.5	-15.6	11.8	0	-36.07	26.97	-63.04	165	100	H
2	5.642	-63.96	Pk	34.4	-15.7	11.8	0	-33.46	-27	-6.46	165	100	H

Pk - Peak detector

UL Korea, Ltd. Confidential
This report shall not be reproduced except in full, without the written approval of UL Korea, Ltd.

VERTICAL PEAK PLOT

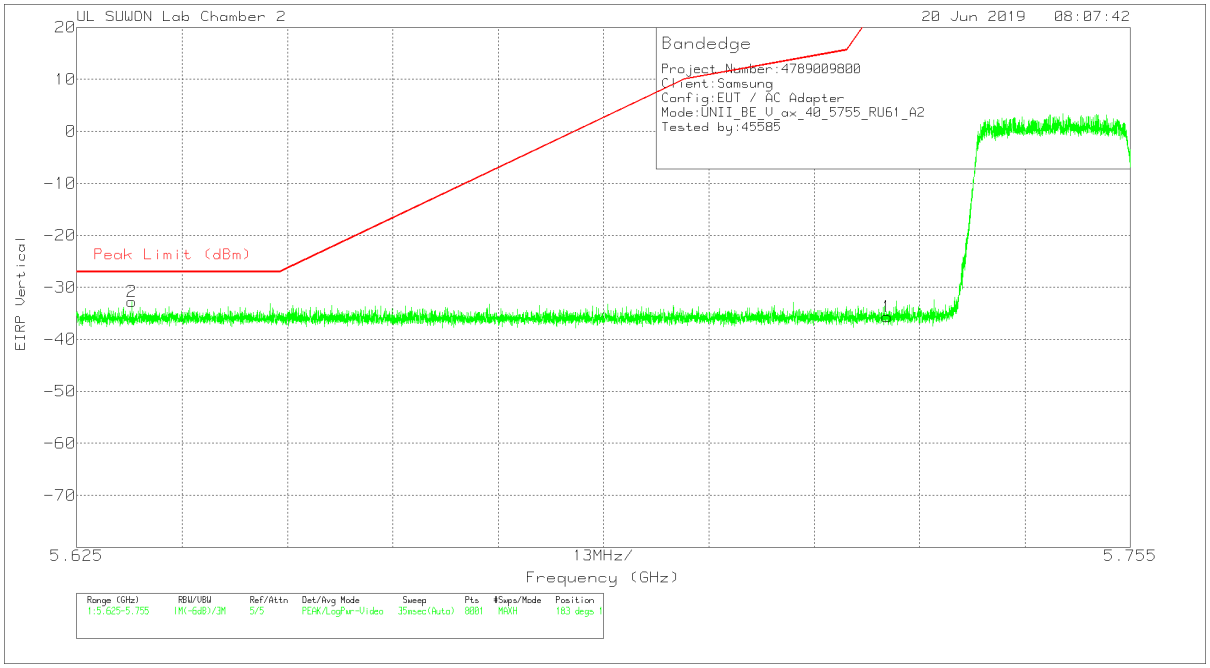

VERTICAL DATA

Trace Markers

Marker	Frequency (GHz)	Meter Reading (dBm)	Det	170531_3117[00 168724]	Path_2_10dB	Conversion Factor (dB)	DC Corr (dB)	Corrected Reading EIRP	Peak Limit (dBm)	PK Margin (dB)	Azimuth (Degs)	Height (cm)	Polarity
1	5.725	-66.36	Pk	34.5	-15.6	11.8	0	-35.66	26.97	-62.63	183	140	V
2	5.632	-63.26	Pk	34.4	-15.7	11.8	0	-32.76	-27	-5.76	183	140	V

Pk - Peak detector

UL Korea, Ltd. Confidential
This report shall not be reproduced except in full, without the written approval of UL Korea, Ltd.

106T RU mode (ANT_1 / HE40 / RU offset 53)

HORIZONTAL PEAK PLOT

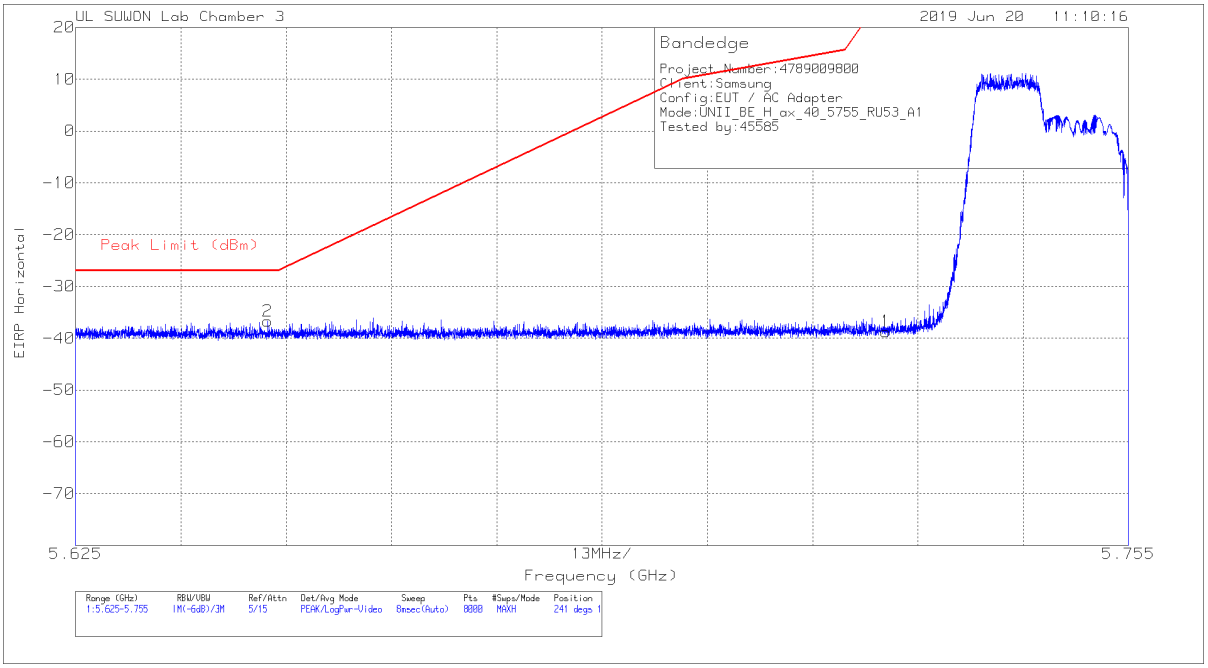

HORIZONTAL DATA

Trace Markers

Marker	Frequency (GHz)	Meter Reading (dBm)	Det	3117_002059 59	10dB[dB]	Conversion Factor (dB)	DC Corr (dB)	Corrected Reading EIRP	Peak Limit (dBm)	PK Margin (dB)	Azimuth (Degs)	Height (cm)	Polarity
1	5.725	-67.41	Pk	34.8	-17.9	11.8	0	-38.71	27	-65.71	241	119	H
2	5.649	-65.02	Pk	34.7	-18.2	11.8	0	-36.72	-27	-9.72	241	119	H

Pk - Peak detector

UL Korea, Ltd. Confidential
This report shall not be reproduced except in full, without the written approval of UL Korea, Ltd.

VERTICAL PEAK PLOT

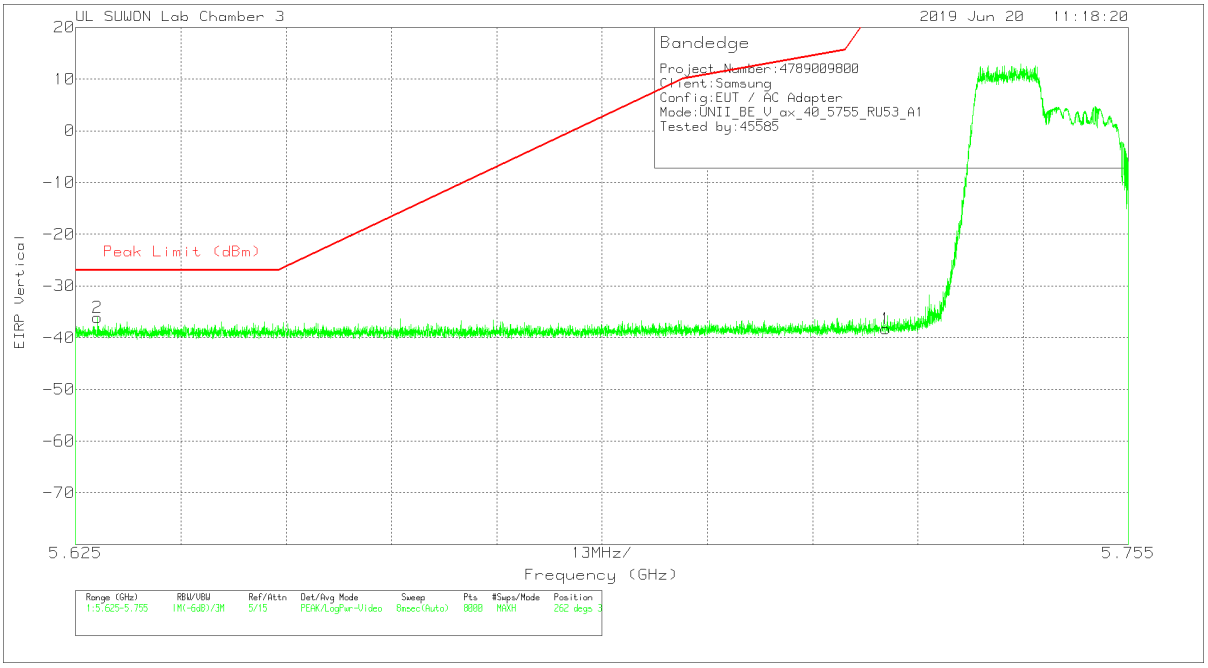

VERTICAL DATA

Trace Markers

Marker	Frequency (GHz)	Meter Reading (dBm)	Det	3117_002059 59	10dB[dB]	Conversion Factor (dB)	DC Corr (dB)	Corrected Reading EIRP	Peak Limit (dBm)	PK Margin (dB)	Azimuth (Degs)	Height (cm)	Polarity
1	5.725	-66.96	Pk	34.8	-17.9	11.8	0	-38.26	27	-65.26	262	313	V
2	5.628	-64.28	Pk	34.7	-18.3	11.8	0	-36.08	-27	-9.08	262	313	V

Pk - Peak detector

UL Korea, Ltd. Confidential
This report shall not be reproduced except in full, without the written approval of UL Korea, Ltd.

106T RU mode (ANT_2 / HE40 / RU offset 53)

HORIZONTAL PEAK PLOT

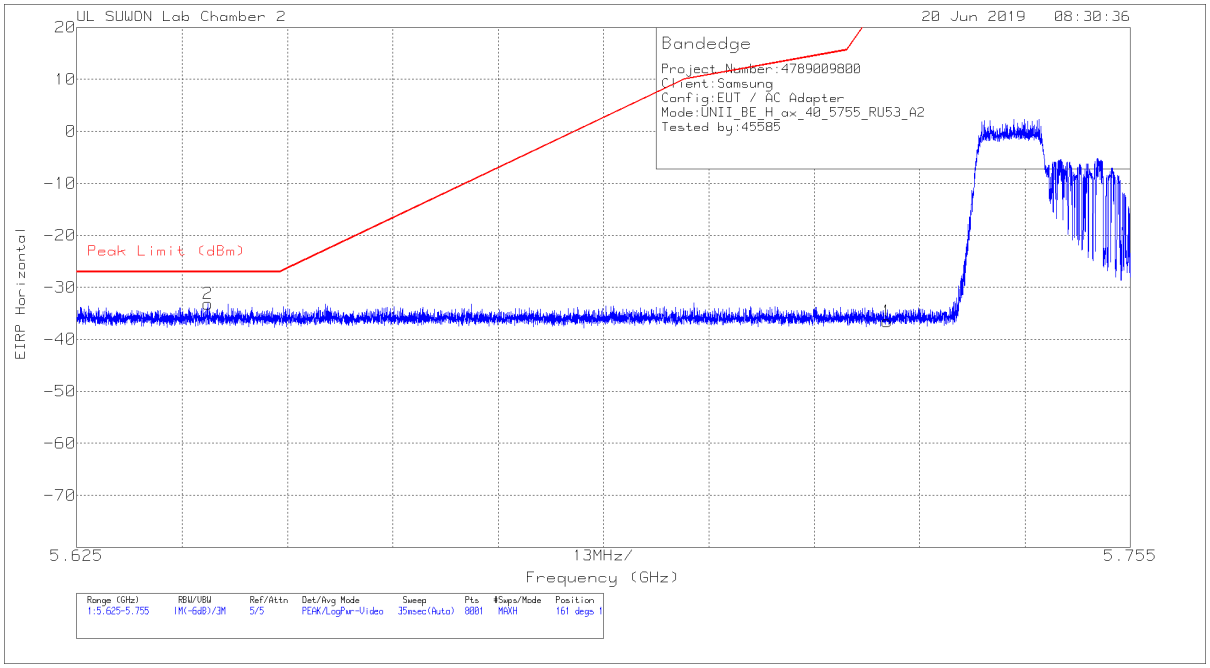

HORIZONTAL DATA

Trace Markers

Marker	Frequency (GHz)	Meter Reading (dBm)	Det	170531_3117[00 168724]	Path_2_10dB	Conversion Factor (dB)	DC Corr (dB)	Corrected Reading EIRP	Peak Limit (dBm)	PK Margin (dB)	Azimuth (Degs)	Height (cm)	Polarity
1	5.725	-67.25	Pk	34.5	-15.6	11.8	0	-36.55	26.97	-63.52	161	168	H
2	5.641	-63.66	Pk	34.4	-15.7	11.8	0	-33.16	-27	-6.16	161	168	H

Pk - Peak detector

UL Korea, Ltd. Confidential
This report shall not be reproduced except in full, without the written approval of UL Korea, Ltd.

VERTICAL PEAK PLOT

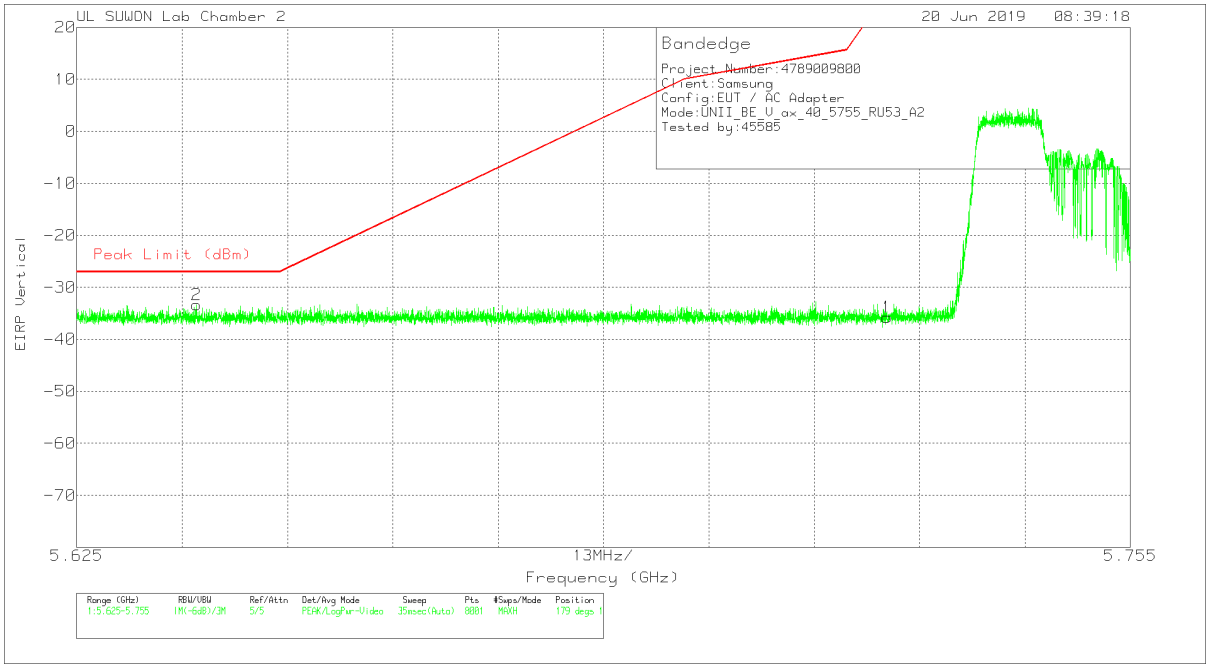

VERTICAL DATA

Trace Markers

Marker	Frequency (GHz)	Meter Reading (dBm)	Det	170531_3117[00 168724]	Path_2_10dB	Conversion Factor (dB)	DC Corr (dB)	Corrected Reading EIRP	Peak Limit (dBm)	PK Margin (dB)	Azimuth (Degs)	Height (cm)	Polarity
1	5.725	-66.46	Pk	34.5	-15.6	11.8	0	-35.76	26.97	-62.73	179	111	V
2	5.64	-63.87	Pk	34.4	-15.7	11.8	0	-33.37	-27	-6.37	179	111	V

Pk - Peak detector

UL Korea, Ltd. Confidential
This report shall not be reproduced except in full, without the written approval of UL Korea, Ltd.

52T RU mode (ANT_1 / HE40 / RU offset 37)

HORIZONTAL PEAK PLOT

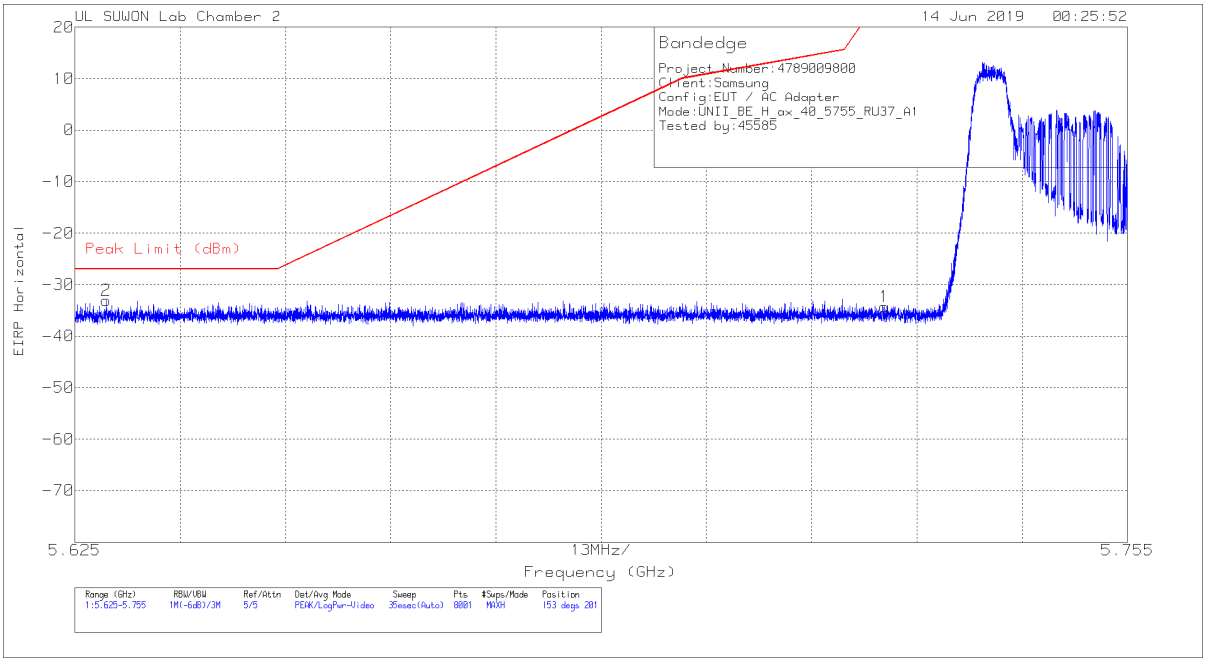

HORIZONTAL DATA

Trace Markers

Marker	Frequency (GHz)	Meter Reading (dBm)	Det	170531_3117[00 168724]	Path_2_10dB	Conversion Factor (dB)	DC Corr (dB)	Corrected Reading EIRP	Peak Limit (dBm)	PK Margin (dB)	Azimuth (Degs)	Height (cm)	Polarity
1	5.725	-64.95	Pk	34.5	-15.6	11.8	0	-34.25	26.97	-61.22	153	201	H
2	5.629	-63.53	Pk	34.4	-15.7	11.8	0	-33.03	-27	-6.03	153	201	H

Pk - Peak detector

UL Korea, Ltd. Suwon Laboratory FORM ID: FCC_15E
218 Maeyeong-ro, Yeongtong-gu, Suwon-si, Gyeonggi-do, 16675 Korea TEL: (031) 337-9902,FAX: (031) 213-5433
UL Korea, Ltd. Confidential
This report shall not be reproduced except in full, without the written approval of UL Korea, Ltd.

VERTICAL PEAK PLOT

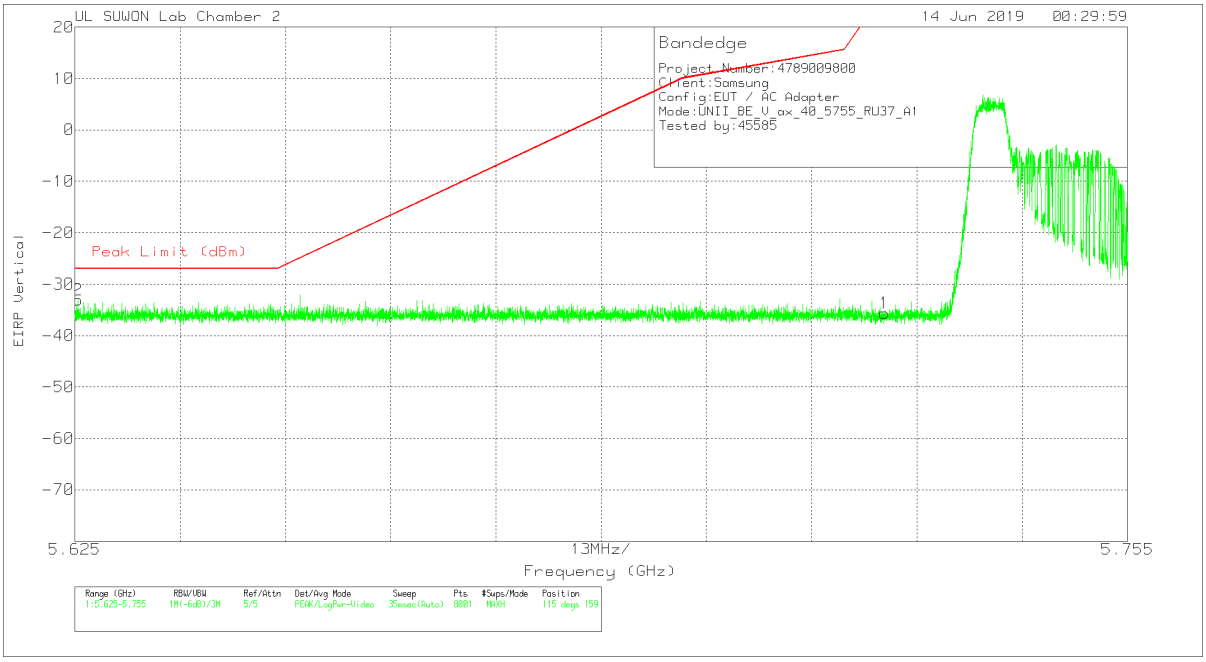

VERTICAL DATA

Trace Markers

Marker	Frequency (GHz)	Meter Reading (dBm)	Det	170531_3117[00 168724]	Path_2_10dB	Conversion Factor (dB)	DC Corr (dB)	Corrected Reading EIRP	Peak Limit (dBm)	PK Margin (dB)	Azimuth (Degs)	Height (cm)	Polarity
1	5.725	-66.38	Pk	34.5	-15.6	11.8	0	-35.68	26.97	-62.65	115	159	V
2	5.625	-63.53	Pk	34.4	-15.7	11.8	0	-33.03	-27	-6.03	115	159	V

Pk - Peak detector

UL Korea, Ltd. Confidential
This report shall not be reproduced except in full, without the written approval of UL Korea, Ltd.

52T RU mode (ANT_2 / HE20 / RU offset 37)

HORIZONTAL PEAK PLOT

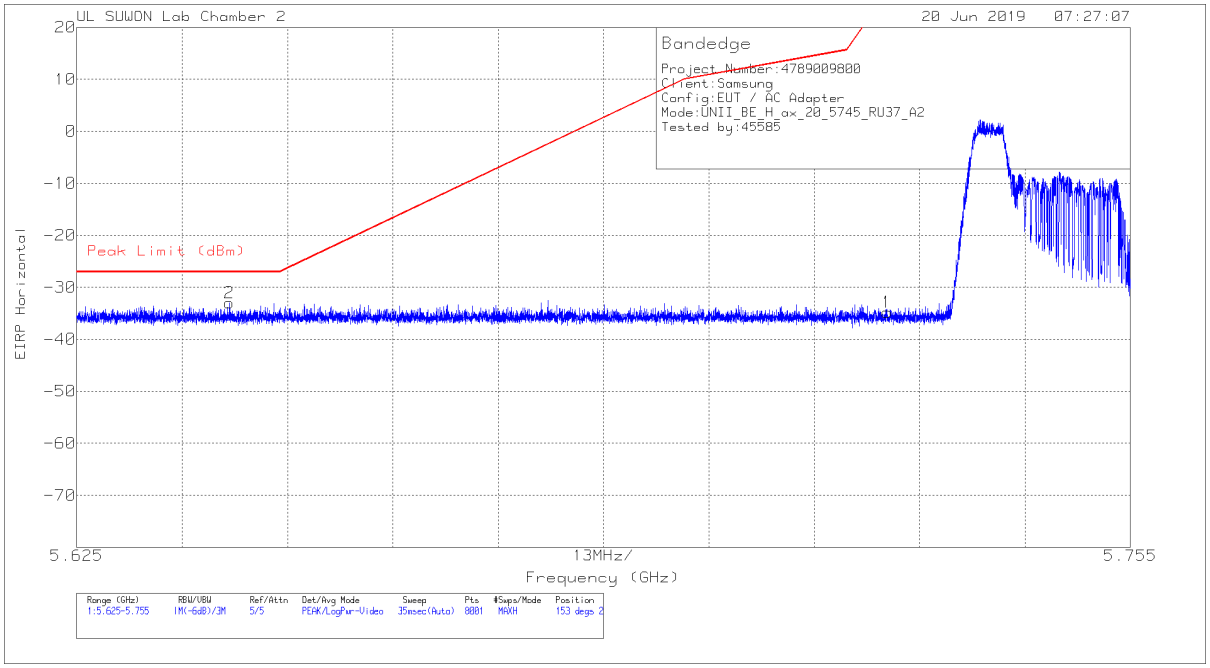

HORIZONTAL DATA

Trace Markers

Marker	Frequency (GHz)	Meter Reading (dBm)	Det	170531_3117[00 168724]	Path_2_10dB	Conversion Factor (dB)	DC Corr (dB)	Corrected Reading EIRP	Peak Limit (dBm)	PK Margin (dB)	Azimuth (Degs)	Height (cm)	Polarity
1	5.725	-65.53	Pk	34.5	-15.6	11.8	0	-34.83	26.97	-61.8	153	225	H
2	5.644	-63.51	Pk	34.4	-15.7	11.8	0	-33.01	-27	-6.01	153	225	H

Pk - Peak detector

UL Korea, Ltd. Confidential
This report shall not be reproduced except in full, without the written approval of UL Korea, Ltd.

VERTICAL PEAK PLOT

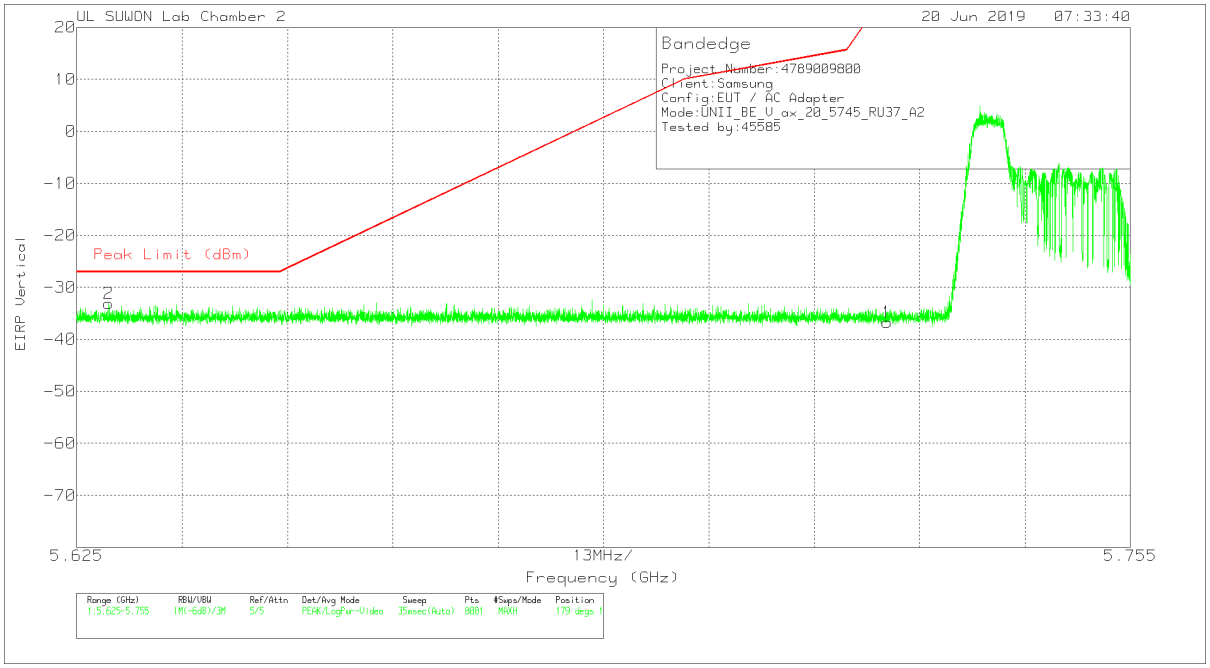

VERTICAL DATA

Trace Markers

Marker	Frequency (GHz)	Meter Reading (dBm)	Det	170531_3117[00 168724]	Path_2_10dB	Conversion Factor (dB)	DC Corr (dB)	Corrected Reading EIRP	Peak Limit (dBm)	PK Margin (dB)	Azimuth (Degs)	Height (cm)	Polarity
1	5.725	-67.43	Pk	34.5	-15.6	11.8	0	-36.73	26.97	-63.7	179	108	V
2	5.629	-63.59	Pk	34.4	-15.7	11.8	0	-33.09	-27	-6.09	179	108	V

Pk - Peak detector

UL Korea, Ltd. Confidential
This report shall not be reproduced except in full, without the written approval of UL Korea, Ltd.

26T RU mode (ANT_1 / HE20 / RU offset 0)

HORIZONTAL PEAK PLOT

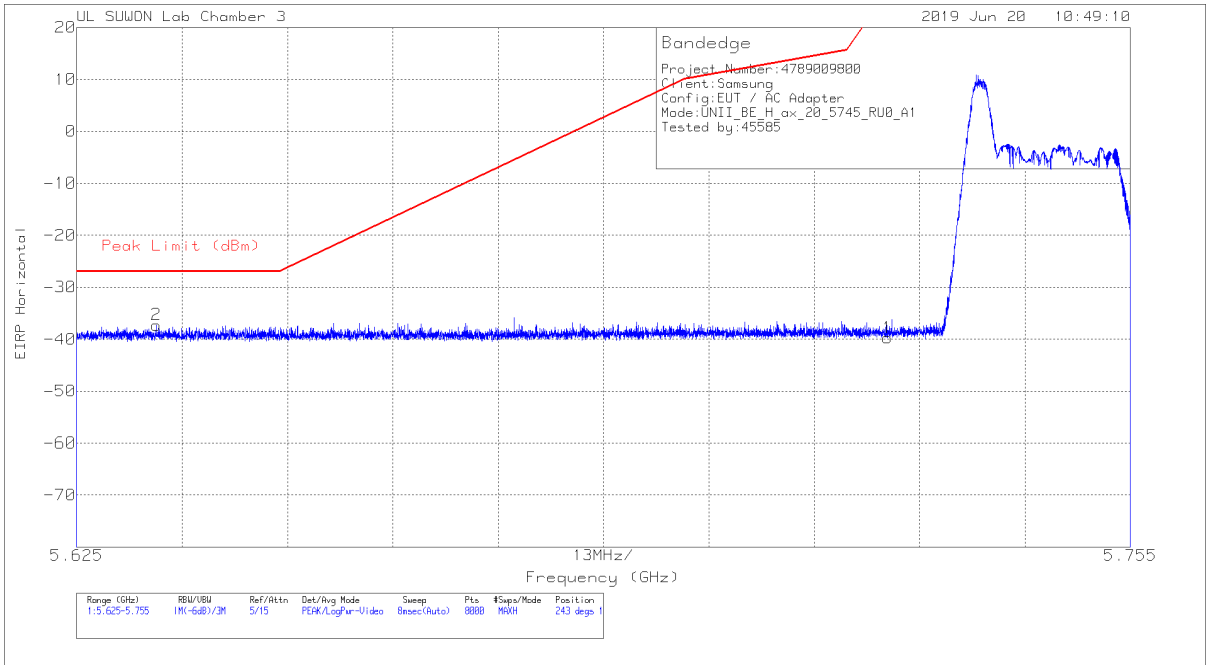

HORIZONTAL DATA

Trace Markers

Marker	Frequency (GHz)	Meter Reading (dBm)	Det	3117_002059 59	10dB[dB]	Conversion Factor (dB)	DC Corr (dB)	Corrected Reading EIRP	Peak Limit (dBm)	PK Margin (dB)	Azimuth (Degs)	Height (cm)	Polarity
1	5.725	-68.42	Pk	34.8	-17.9	11.8	0	-39.72	27	-66.72	243	109	H
2	5.635	-65.45	Pk	34.7	-18.3	11.8	0	-37.25	-27	-10.25	243	109	H

Pk - Peak detector

UL Korea, Ltd. Suwon Laboratory FORM ID: FCC_15E
218 Maeyeong-ro, Yeongtong-gu, Suwon-si, Gyeonggi-do, 16675 Korea TEL: (031) 337-9902,FAX: (031) 213-5433
UL Korea, Ltd. Confidential
This report shall not be reproduced except in full, without the written approval of UL Korea, Ltd.

VERTICAL PEAK PLOT

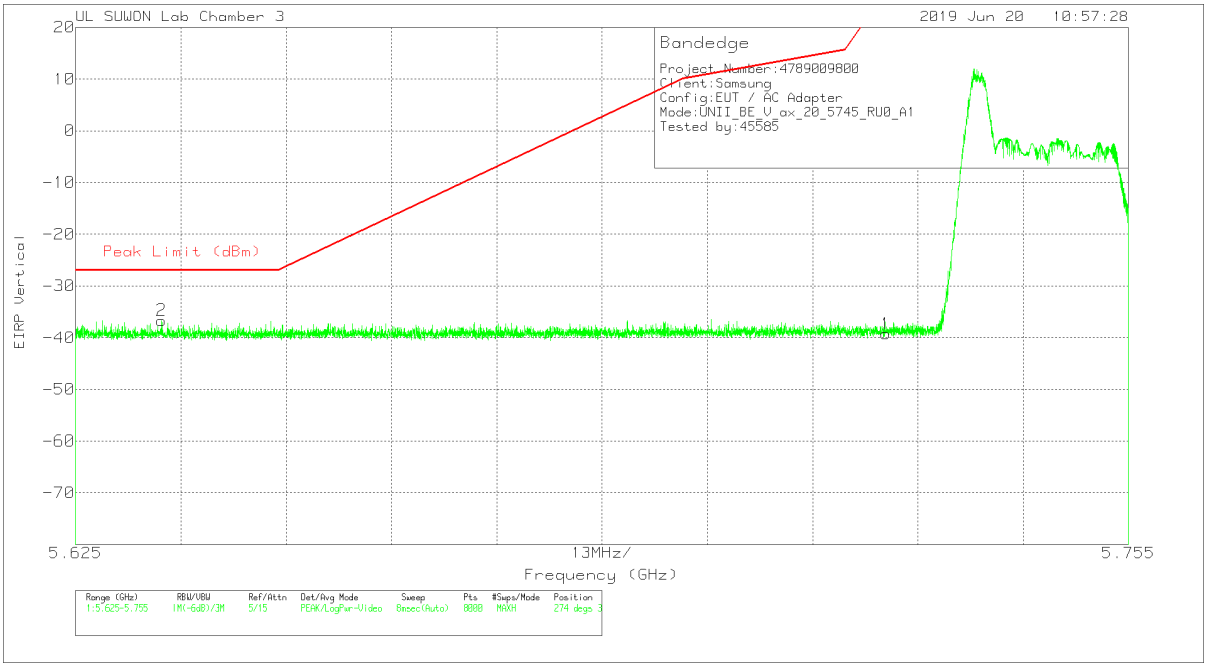

VERTICAL DATA

Trace Markers

Marker	Frequency (GHz)	Meter Reading (dBm)	Det	3117_002059 59	10dB[dB]	Conversion Factor (dB)	DC Corr (dB)	Corrected Reading EIRP	Peak Limit (dBm)	PK Margin (dB)	Azimuth (Degs)	Height (cm)	Polarity
1	5.725	-67.95	Pk	34.8	-17.9	11.8	0	-39.25	27	-66.25	274	345	V
2	5.636	-64.97	Pk	34.7	-18.2	11.8	0	-36.67	-27	-9.67	274	345	V

Pk - Peak detector

UL Korea, Ltd. Confidential
This report shall not be reproduced except in full, without the written approval of UL Korea, Ltd.

26T RU mode (ANT_2 / HE40 / RU offset 0)

HORIZONTAL PEAK PLOT

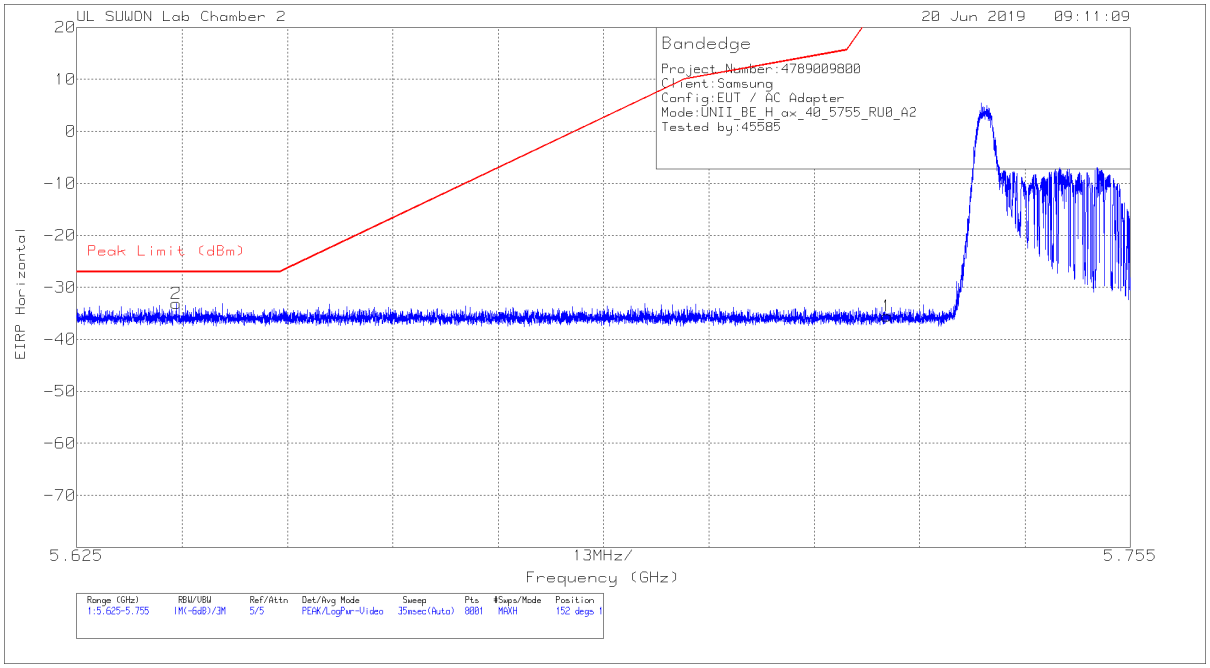

HORIZONTAL DATA

Trace Markers

Marker	Frequency (GHz)	Meter Reading (dBm)	Det	170531_3117[00 168724]	Path_2_10dB	Conversion Factor (dB)	DC Corr (dB)	Corrected Reading EIRP	Peak Limit (dBm)	PK Margin (dB)	Azimuth (Degs)	Height (cm)	Polarity
1	5.725	-66.21	Pk	34.5	-15.6	11.8	0	-35.51	26.97	-62.48	152	125	H
2	5.637	-63.61	Pk	34.4	-15.7	11.8	0	-33.11	-27	-6.11	152	125	H

Pk - Peak detector

UL Korea, Ltd. Confidential
This report shall not be reproduced except in full, without the written approval of UL Korea, Ltd.

VERTICAL PEAK PLOT

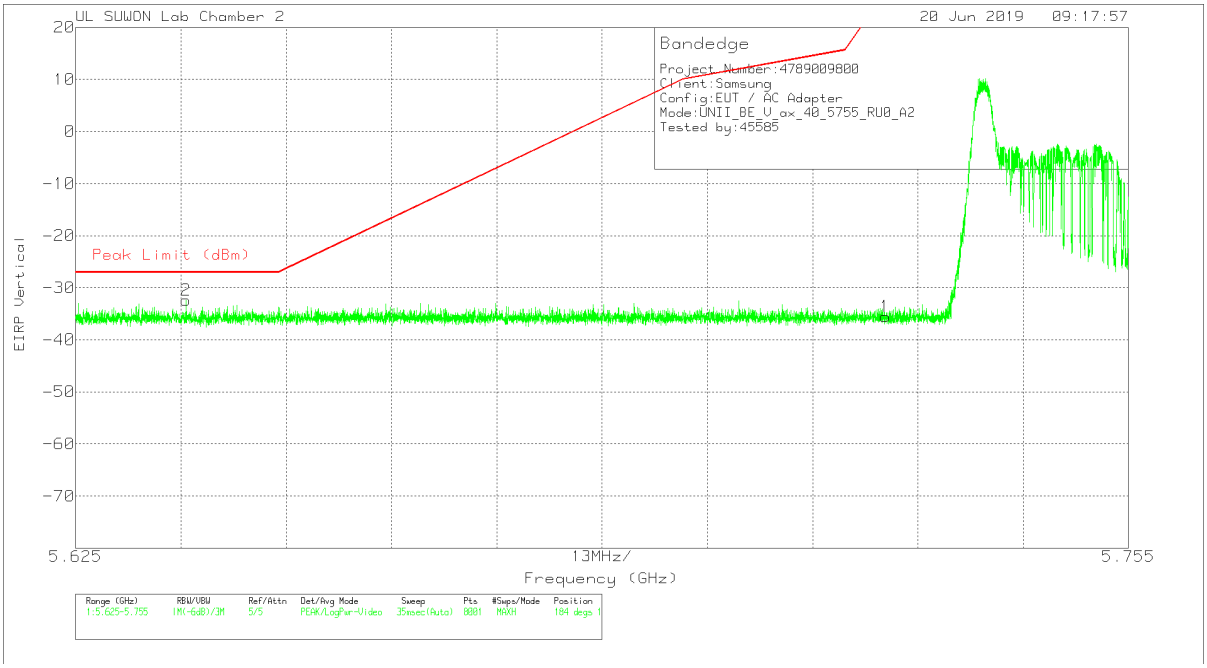

VERTICAL DATA

Trace Markers

Marker	Frequency (GHz)	Meter Reading (dBm)	Det	170531_3117[00 168724]	Path_2_10dB	Conversion Factor (dB)	DC Corr (dB)	Corrected Reading EIRP	Peak Limit (dBm)	PK Margin (dB)	Azimuth (Degs)	Height (cm)	Polarity
1	5.725	-66.23	Pk	34.5	-15.6	11.8	0	-35.53	26.97	-62.5	184	122	V
2	5.639	-62.92	Pk	34.4	-15.7	11.8	0	-32.42	-27	-5.42	184	122	V

Pk - Peak detector

UL Korea, Ltd. Confidential
This report shall not be reproduced except in full, without the written approval of UL Korea, Ltd.

BANDEDGE (HIGH CHANNEL)

HE20 SU mode (ANT_1)

HORIZONTAL PEAK PLOT

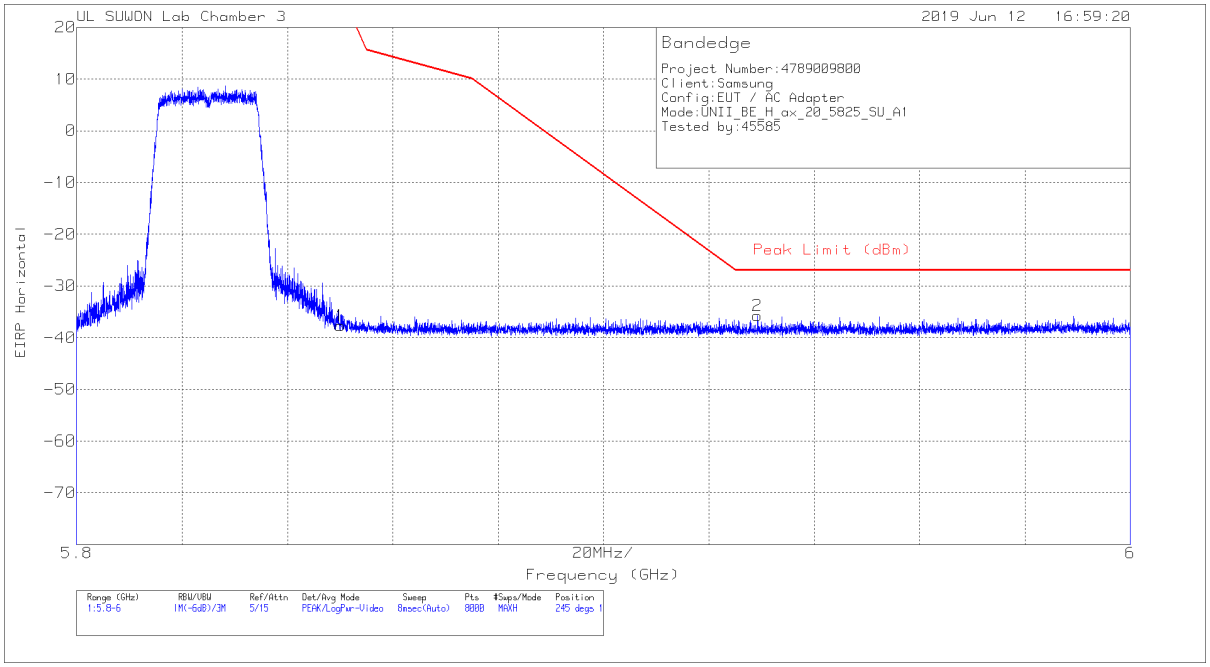

HORIZONTAL DATA

Trace Markers

Marker	Frequency (GHz)	Meter Reading (dBm)	Det	3117_002059 59	10dB[dB]	Conversion Factor (dB)	DC Corr (dB)	Corrected Reading EIRP	Peak Limit (dBm)	PK Margin (dB)	Azimuth (Degs)	Height (cm)	Polarity
1	5.85	-66.77	Pk	35	-17.7	11.8	0	-37.67	26.99	-64.66	245	100	H
2	5.929	-64.97	Pk	35.1	-17.7	11.8	0	-35.77	-27	-8.77	245	100	H

Pk - Peak detector

UL Korea, Ltd. Confidential
This report shall not be reproduced except in full, without the written approval of UL Korea, Ltd.

VERTICAL PEAK PLOT

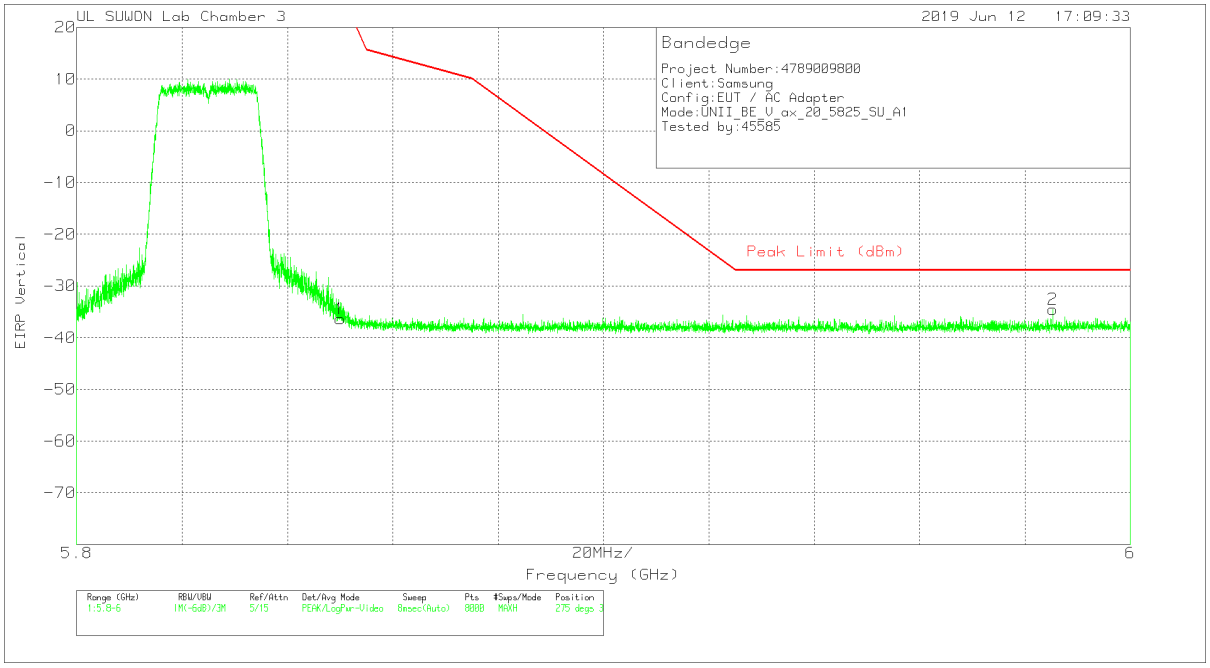

VERTICAL DATA

Trace Markers

Marker	Frequency (GHz)	Meter Reading (dBm)	Det	3117_002059 59	10dB[dB]	Conversion Factor (dB)	DC Corr (dB)	Corrected Reading EIRP	Peak Limit (dBm)	PK Margin (dB)	Azimuth (Degs)	Height (cm)	Polarity
1	5.85	-65.47	Pk	35	-17.7	11.8	0	-36.37	26.99	-63.36	275	302	V
2	5.985	-63.7	Pk	35.1	-17.7	11.8	0	-34.5	-27	-7.5	275	302	V

Pk - Peak detector

UL Korea, Ltd. Confidential
This report shall not be reproduced except in full, without the written approval of UL Korea, Ltd.

HE20 SU mode (ANT_2)

HORIZONTAL PEAK PLOT

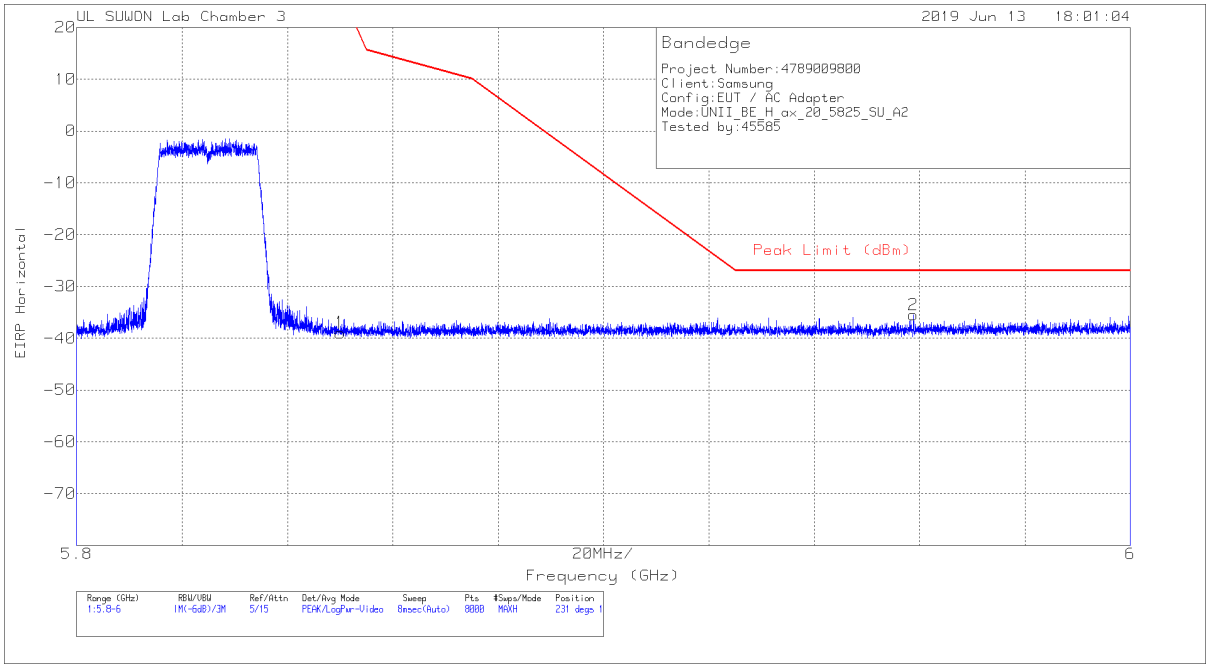

HORIZONTAL DATA

Trace Markers

Marker	Frequency (GHz)	Meter Reading (dBm)	Det	3117_00205959	10dB[dB]	Conversion Factor (dB)	DC Corr (dB)	Corrected Reading EIRP	Peak Limit (dBm)	PK Margin (dB)	Azimuth (Degs)	Height (cm)	Polarity
1	5.85	-68.06	Pk	35	-17.7	11.8	0	-38.96	26.99	-65.95	231	111	H
2	5.959	-64.72	Pk	35.1	-17.7	11.8	0	-35.52	-27	-8.52	231	111	H

Pk - Peak detector

UL Korea, Ltd. Confidential
This report shall not be reproduced except in full, without the written approval of UL Korea, Ltd.

VERTICAL PEAK PLOT

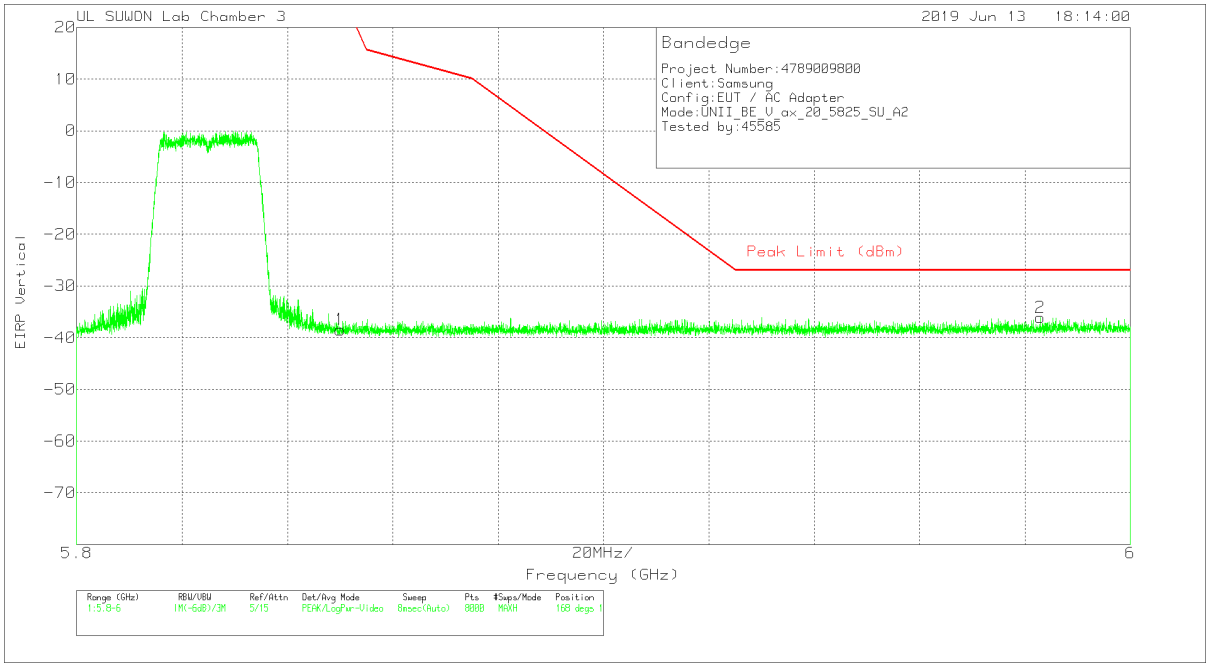

VERTICAL DATA

Trace Markers

Marker	Frequency (GHz)	Meter Reading (dBm)	Det	3117_002059 59	10dB[dB]	Conversion Factor (dB)	DC Corr (dB)	Corrected Reading EIRP	Peak Limit (dBm)	PK Margin (dB)	Azimuth (Degs)	Height (cm)	Polarity
1	5.85	-67.56	Pk	35	-17.7	11.8	0	-38.46	26.99	-65.45	168	120	V
2	5.983	-65.31	Pk	35.1	-17.7	11.8	0	-36.11	-27	-9.11	168	120	V

Pk - Peak detector

UL Korea, Ltd. Confidential
This report shall not be reproduced except in full, without the written approval of UL Korea, Ltd.

HE40 SU mode (ANT_1)

HORIZONTAL PEAK PLOT

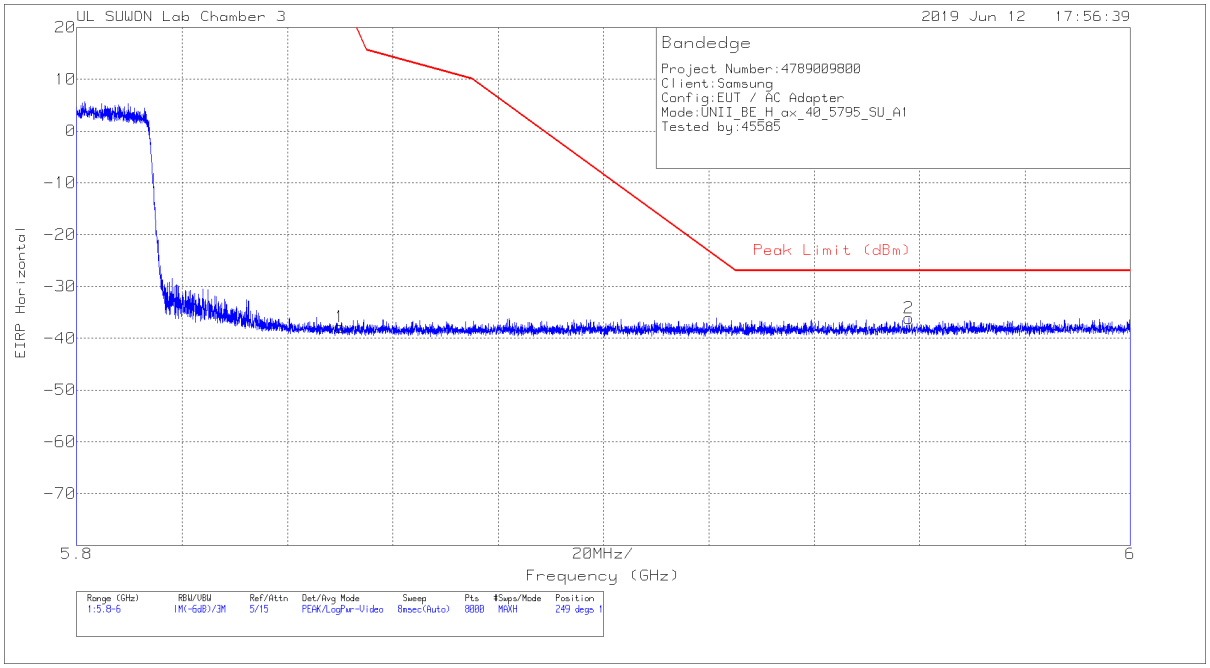

HORIZONTAL DATA

Trace Markers

Marker	Frequency (GHz)	Meter Reading (dBm)	Det	3117_002059 59	10dB[dB]	Conversion Factor (dB)	DC Corr (dB)	Corrected Reading EIRP	Peak Limit (dBm)	PK Margin (dB)	Azimuth (Degs)	Height (cm)	Polarity
1	5.85	-66.94	Pk	35	-17.7	11.8	0	-37.84	26.99	-64.83	249	106	H
2	5.958	-65.44	Pk	35.1	-17.6	11.8	0	-36.14	-27	-9.14	249	106	H

Pk - Peak detector

UL Korea, Ltd. Confidential
This report shall not be reproduced except in full, without the written approval of UL Korea, Ltd.

VERTICAL PEAK PLOT

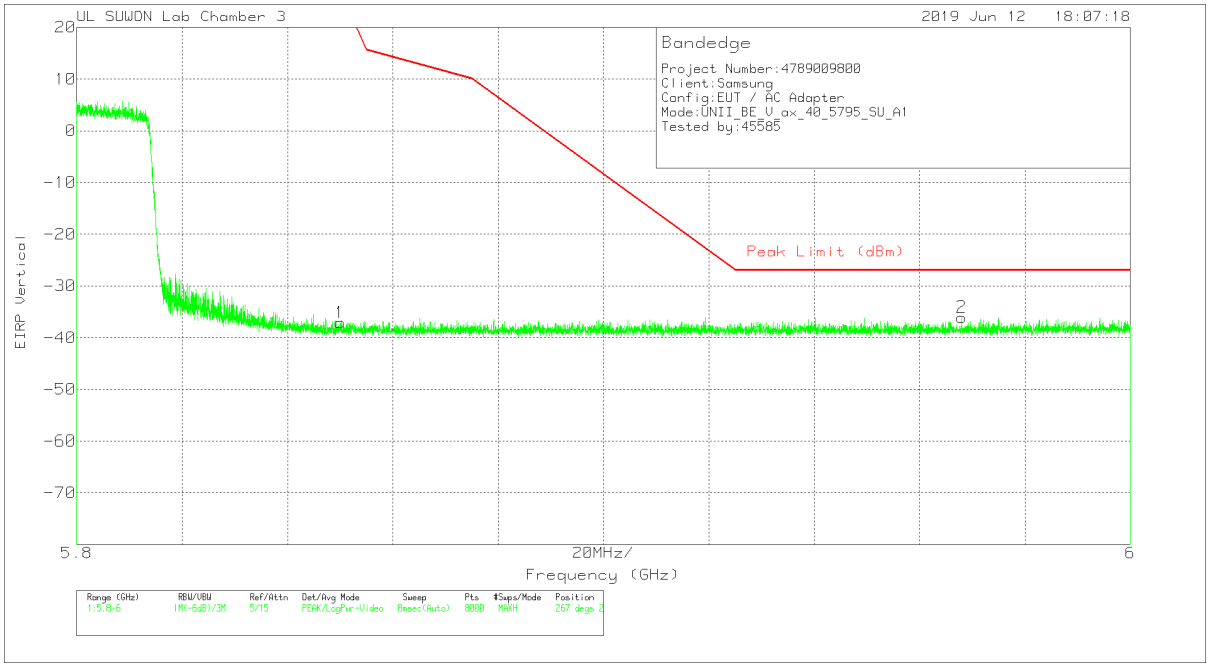

VERTICAL DATA

Trace Markers

Marker	Frequency (GHz)	Meter Reading (dBm)	Det	3117_002059 59	10dB[dB]	Conversion Factor (dB)	DC Corr (dB)	Corrected Reading EIRP	Peak Limit (dBm)	PK Margin (dB)	Azimuth (Degs)	Height (cm)	Polarity
1	5.85	-66.15	Pk	35	-17.7	11.8	0	-37.05	26.99	-64.04	267	261	V
2	5.968	-65.26	Pk	35.1	-17.7	11.8	0	-36.06	-27	-9.06	267	261	V

Pk - Peak detector

UL Korea, Ltd. Confidential
This report shall not be reproduced except in full, without the written approval of UL Korea, Ltd.

HE40 SU mode (ANT_2)

HORIZONTAL PEAK PLOT

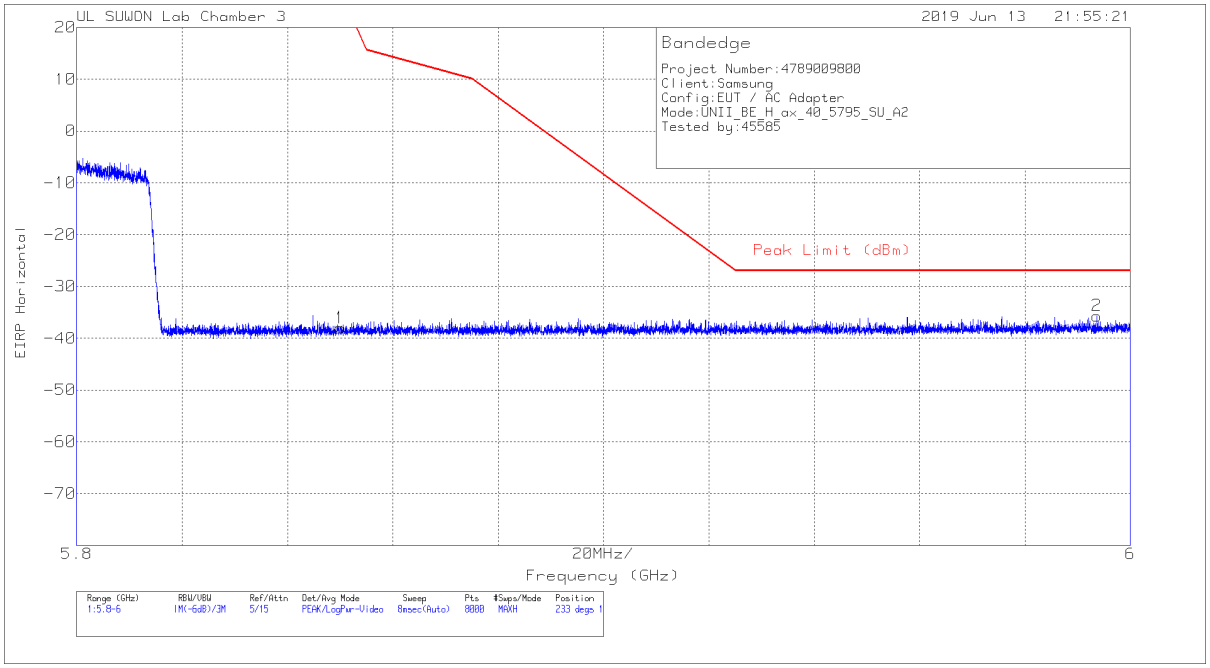

HORIZONTAL DATA

Trace Markers

Marker	Frequency (GHz)	Meter Reading (dBm)	Det	3117_002059 59	10dB[dB]	Conversion Factor (dB)	DC Corr (dB)	Corrected Reading EIRP	Peak Limit (dBm)	PK Margin (dB)	Azimuth (Degs)	Height (cm)	Polarity
1	5.85	-67.11	Pk	35	-17.7	11.8	0	-38.01	26.99	-65	233	106	H
2	5.994	-64.88	Pk	35.1	-17.7	11.8	0	-35.68	-27	-8.68	233	106	H

Pk - Peak detector

UL Korea, Ltd. Confidential
This report shall not be reproduced except in full, without the written approval of UL Korea, Ltd.

VERTICAL PEAK PLOT

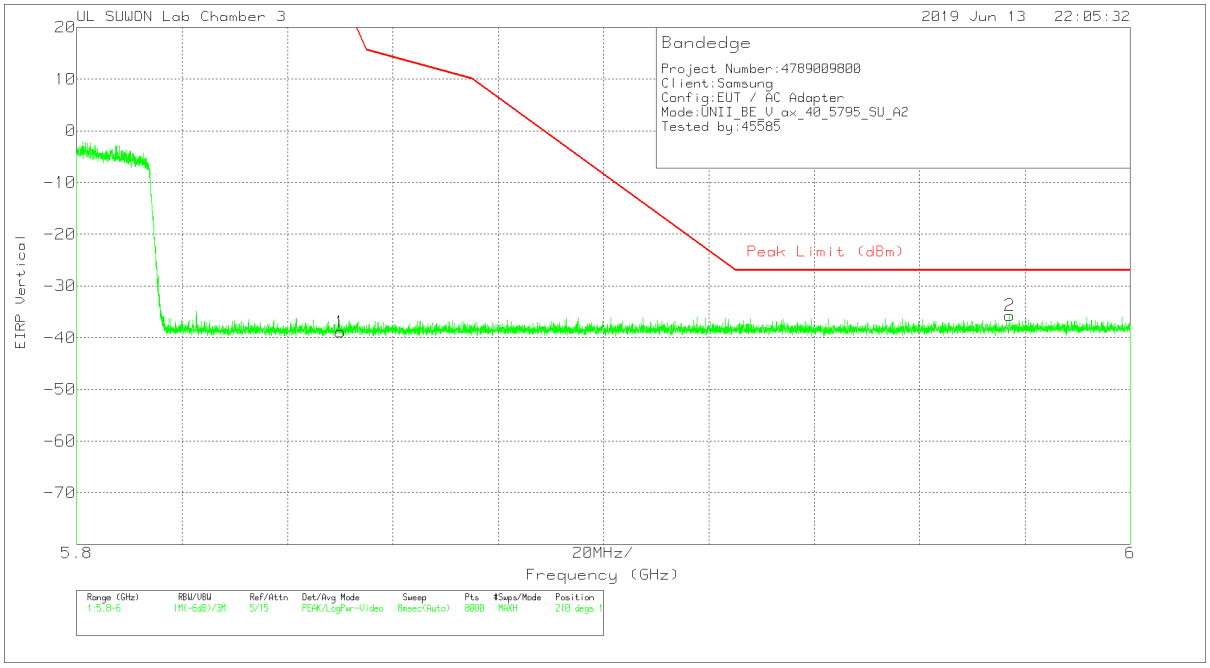

VERTICAL DATA

Trace Markers

Marker	Frequency (GHz)	Meter Reading (dBm)	Det	3117_002059 59	10dB[dB]	Conversion Factor (dB)	DC Corr (dB)	Corrected Reading EIRP	Peak Limit (dBm)	PK Margin (dB)	Azimuth (Degs)	Height (cm)	Polarity
1	5.85	-67.97	Pk	35	-17.7	11.8	0	-38.87	26.99	-65.86	210	103	V
2	5.977	-64.91	Pk	35.1	-17.7	11.8	0	-35.71	-27	-8.71	210	103	V

Pk - Peak detector

UL Korea, Ltd. Confidential
This report shall not be reproduced except in full, without the written approval of UL Korea, Ltd.

HE80 SU mode (ANT_1)

HORIZONTAL PEAK PLOT

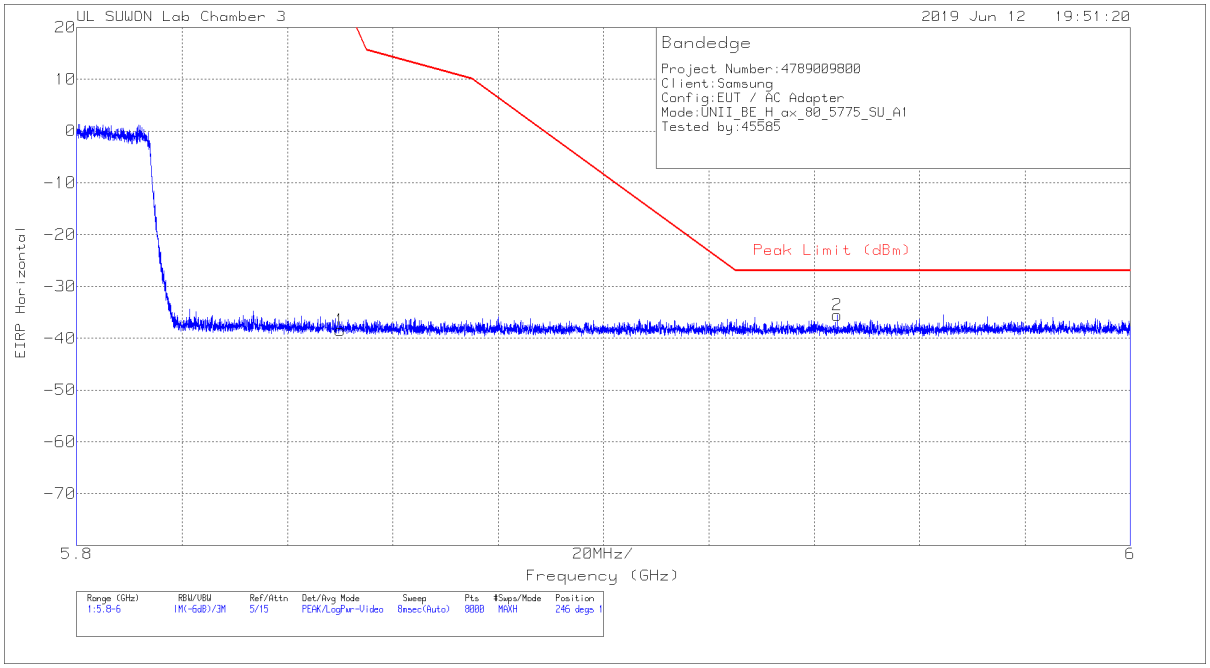

HORIZONTAL DATA

Trace Markers

Marker	Frequency (GHz)	Meter Reading (dBm)	Det	3117_002059 59	10dB[dB]	Conversion Factor (dB)	DC Corr (dB)	Corrected Reading EIRP	Peak Limit (dBm)	PK Margin (dB)	Azimuth (Degs)	Height (cm)	Polarity
1	5.85	-67.56	Pk	35	-17.7	11.8	0	-38.46	26.99	-65.45	246	134	H
2	5.944	-64.74	Pk	35.1	-17.7	11.8	0	-35.54	-27	-8.54	246	134	H

Pk - Peak detector

UL Korea, Ltd. Confidential
This report shall not be reproduced except in full, without the written approval of UL Korea, Ltd.

VERTICAL PEAK PLOT

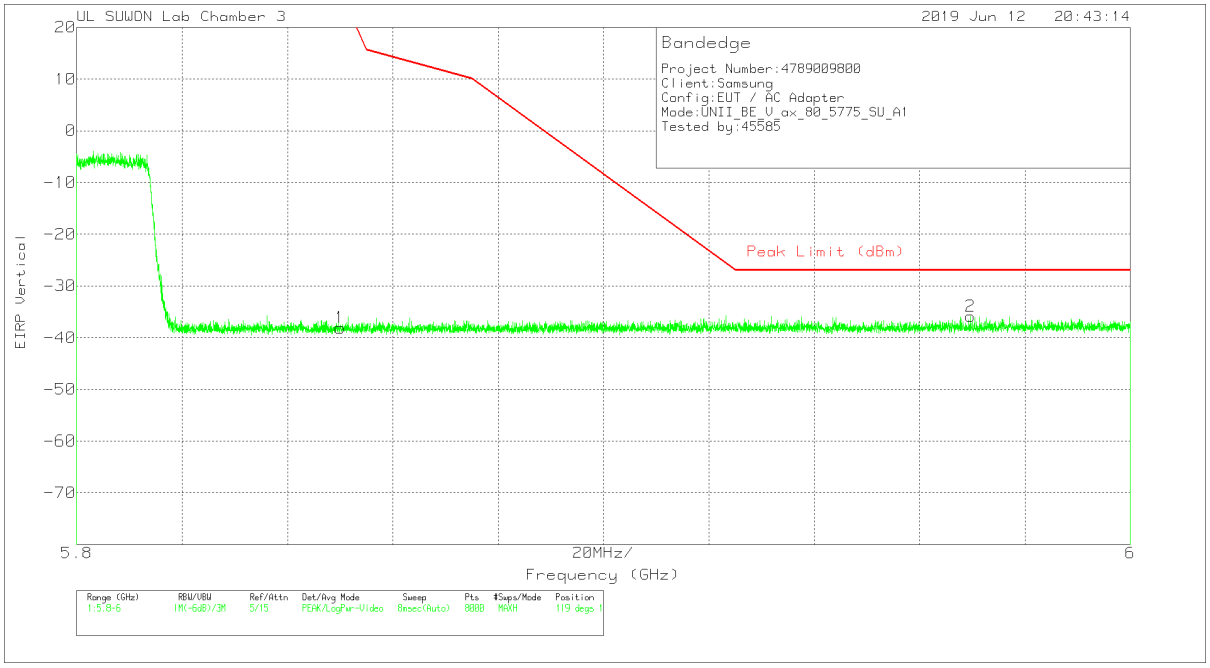

VERTICAL DATA

Trace Markers

Marker	Frequency (GHz)	Meter Reading (dBm)	Det	3117_002059 59	10dB[dB]	Conversion Factor (dB)	DC Corr (dB)	Corrected Reading EIRP	Peak Limit (dBm)	PK Margin (dB)	Azimuth (Degs)	Height (cm)	Polarity
1	5.85	-67.18	Pk	35	-17.7	11.8	0	-38.08	26.99	-65.07	119	112	V
2	5.97	-65.15	Pk	35.1	-17.6	11.8	0	-35.85	-27	-8.85	119	112	V

Pk - Peak detector

UL Korea, Ltd. Confidential
This report shall not be reproduced except in full, without the written approval of UL Korea, Ltd.

HE80 SU mode (ANT_2)

HORIZONTAL PEAK PLOT

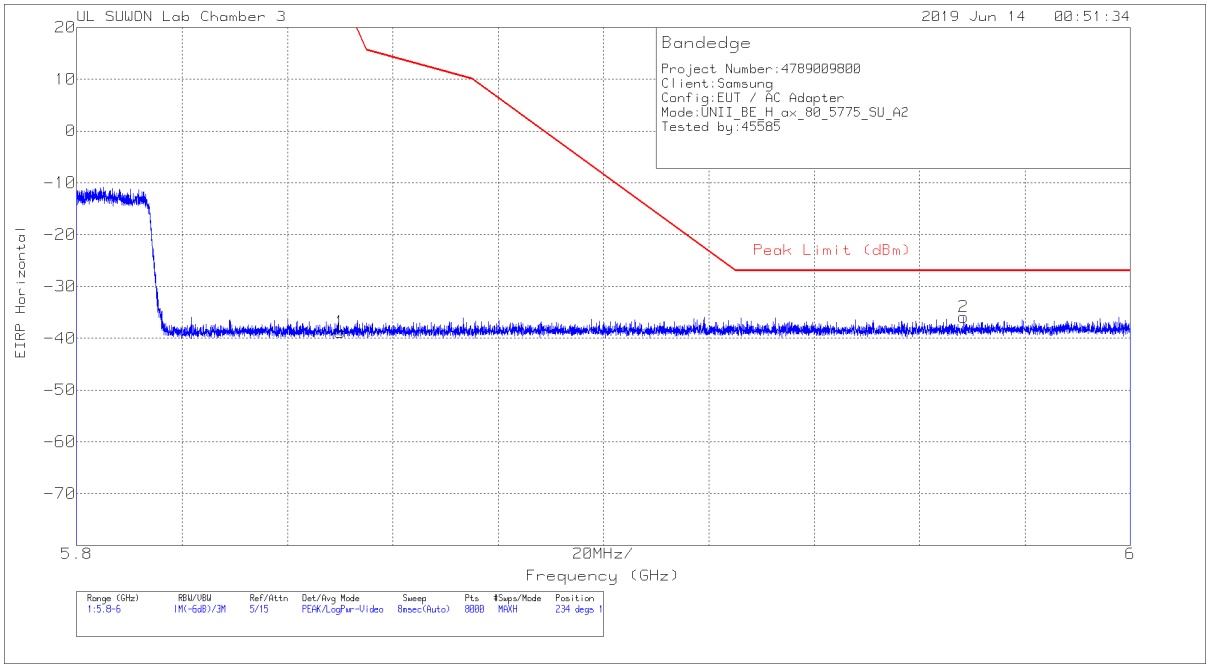

HORIZONTAL DATA

Trace Markers

Marker	Frequency (GHz)	Meter Reading (dBm)	Det	3117_002059 59	10dB[dB]	Conversion Factor (dB)	DC Corr (dB)	Corrected Reading EIRP	Peak Limit (dBm)	PK Margin (dB)	Azimuth (Degs)	Height (cm)	Polarity
1	5.85	-67.92	Pk	35	-17.7	11.8	0	-38.82	26.99	-65.81	234	113	H
2	5.968	-65.1	Pk	35.1	-17.7	11.8	0	-35.9	-27	-8.9	234	113	H

Pk - Peak detector

UL Korea, Ltd. Confidential
This report shall not be reproduced except in full, without the written approval of UL Korea, Ltd.

VERTICAL PEAK PLOT

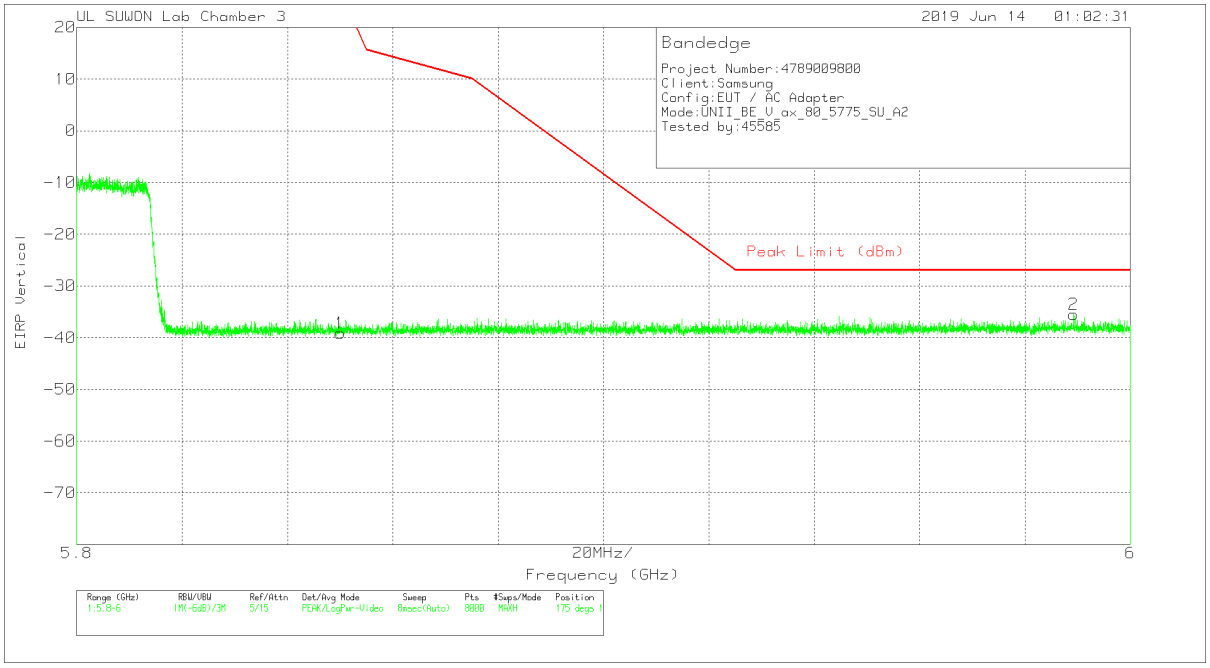

VERTICAL DATA

Trace Markers

Marker	Frequency (GHz)	Meter Reading (dBm)	Det	3117_002059 59	10dB[dB]	Conversion Factor (dB)	DC Corr (dB)	Corrected Reading EIRP	Peak Limit (dBm)	PK Margin (dB)	Azimuth (Degs)	Height (cm)	Polarity
1	5.85	-68.26	Pk	35	-17.7	11.8	0	-39.16	26.99	-66.15	175	136	V
2	5.989	-64.79	Pk	35.1	-17.6	11.8	0	-35.49	-27	-8.49	175	136	V

Pk - Peak detector

UL Korea, Ltd. Confidential
This report shall not be reproduced except in full, without the written approval of UL Korea, Ltd.

484T RU mode (ANT_1 / HE80 / RU offset 66)

HORIZONTAL PEAK PLOT

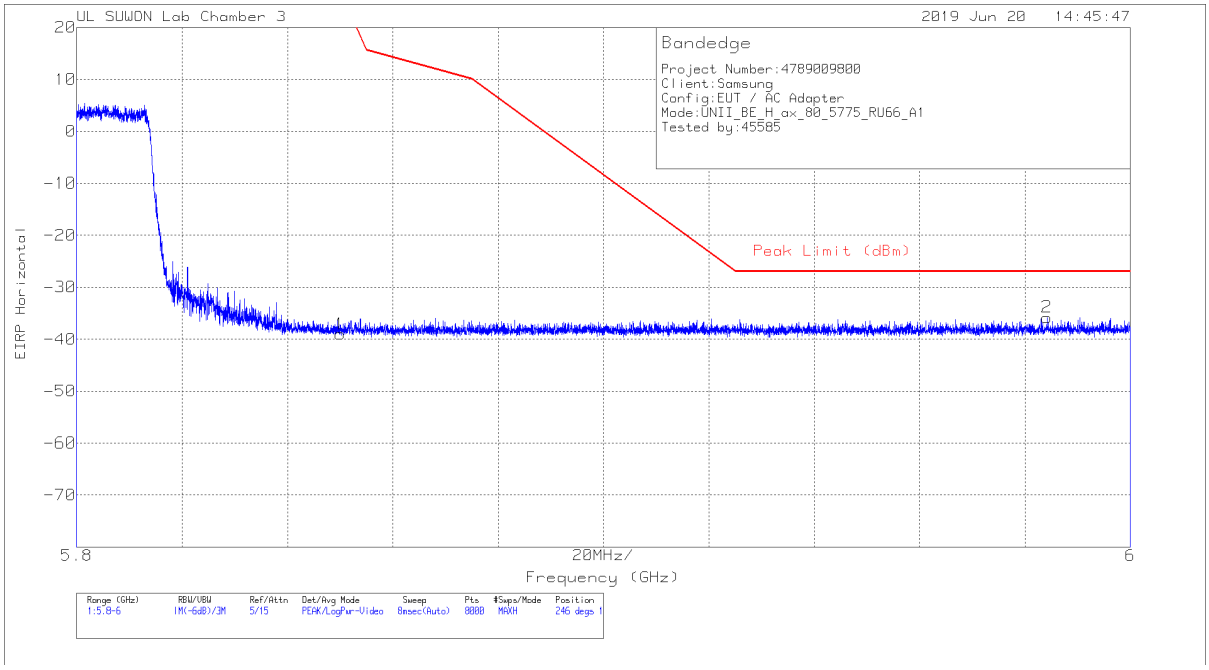

HORIZONTAL DATA

Trace Markers

Marker	Frequency (GHz)	Meter Reading (dBm)	Det	3117_002059 59	10dB[dB]	Conversion Factor (dB)	DC Corr (dB)	Corrected Reading EIRP	Peak Limit (dBm)	PK Margin (dB)	Azimuth (Degs)	Height (cm)	Polarity
1	5.85	-68.14	Pk	35	-17.7	11.8	0	-39.04	26.99	-66.03	246	101	H
2	5.984	-65	Pk	35.1	-17.7	11.8	0	-35.8	-27	-8.8	246	101	H

Pk - Peak detector

UL Korea, Ltd. Confidential
This report shall not be reproduced except in full, without the written approval of UL Korea, Ltd.

VERTICAL PEAK PLOT

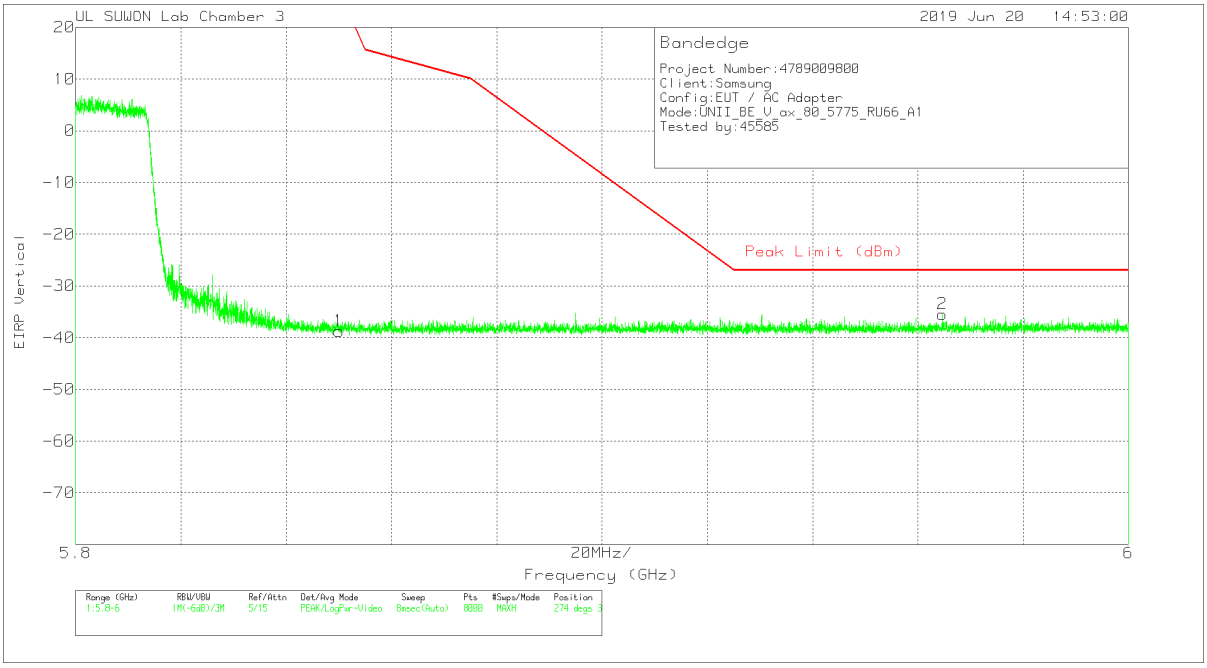

VERTICAL DATA

Trace Markers

Marker	Frequency (GHz)	Meter Reading (dBm)	Det	3117_00205959	10dB[dB]	Conversion Factor (dB)	DC Corr (dB)	Corrected Reading EIRP	Peak Limit (dBm)	PK Margin (dB)	Azimuth (Degs)	Height (cm)	Polarity
1	5.85	-67.8	Pk	35	-17.7	11.8	0	-38.7	26.99	-65.69	274	309	V
2	5.965	-64.63	Pk	35.1	-17.7	11.8	0	-35.43	-27	-8.43	274	309	V

Pk - Peak detector

UL Korea, Ltd. Confidential
This report shall not be reproduced except in full, without the written approval of UL Korea, Ltd.

484T RU mode (ANT_2 / HE80 / RU offset 66)

HORIZONTAL PEAK PLOT

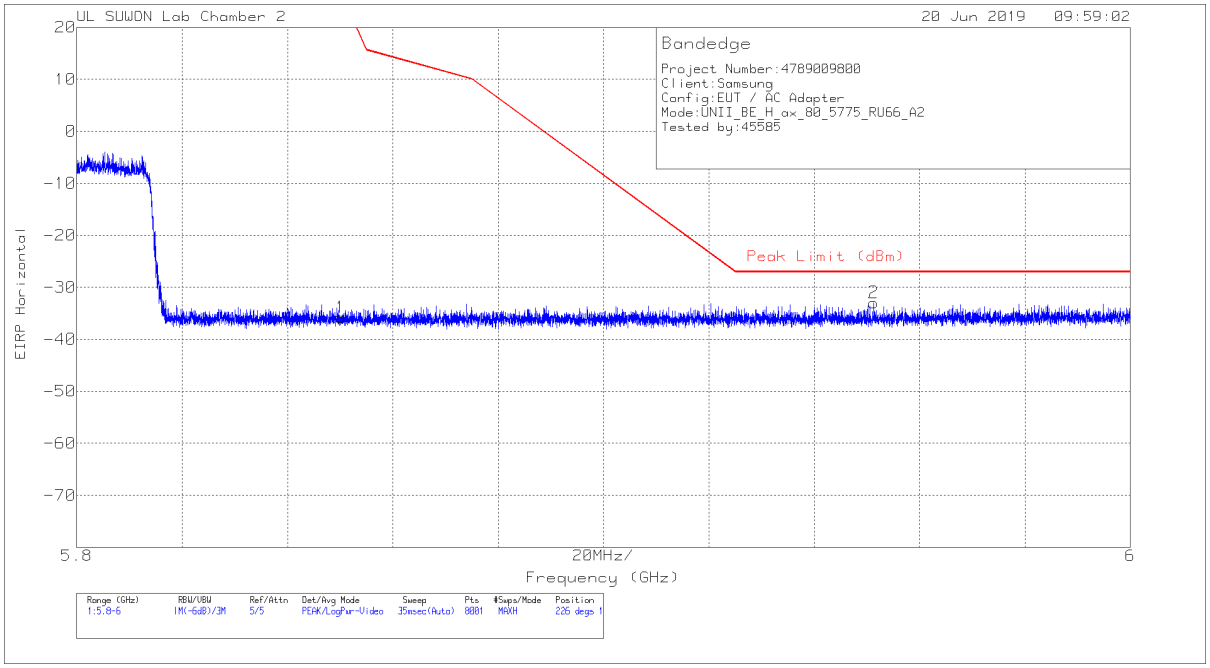

HORIZONTAL DATA

Trace Markers

Marker	Frequency (GHz)	Meter Reading (dBm)	Det	170531_3117[00 168724]	Path_2_10dB	Conversion Factor (dB)	DC Corr (dB)	Corrected Reading EIRP	Peak Limit (dBm)	PK Margin (dB)	Azimuth (Degs)	Height (cm)	Polarity
1	5.85	-66.55	Pk	34.5	-15.5	11.8	0	-35.75	26.94	-62.69	226	113	H
2	5.951	-63.84	Pk	34.6	-15.5	11.8	0	-32.94	-27	-5.94	226	113	H

Pk - Peak detector

UL Korea, Ltd. Confidential
This report shall not be reproduced except in full, without the written approval of UL Korea, Ltd.

VERTICAL PEAK PLOT

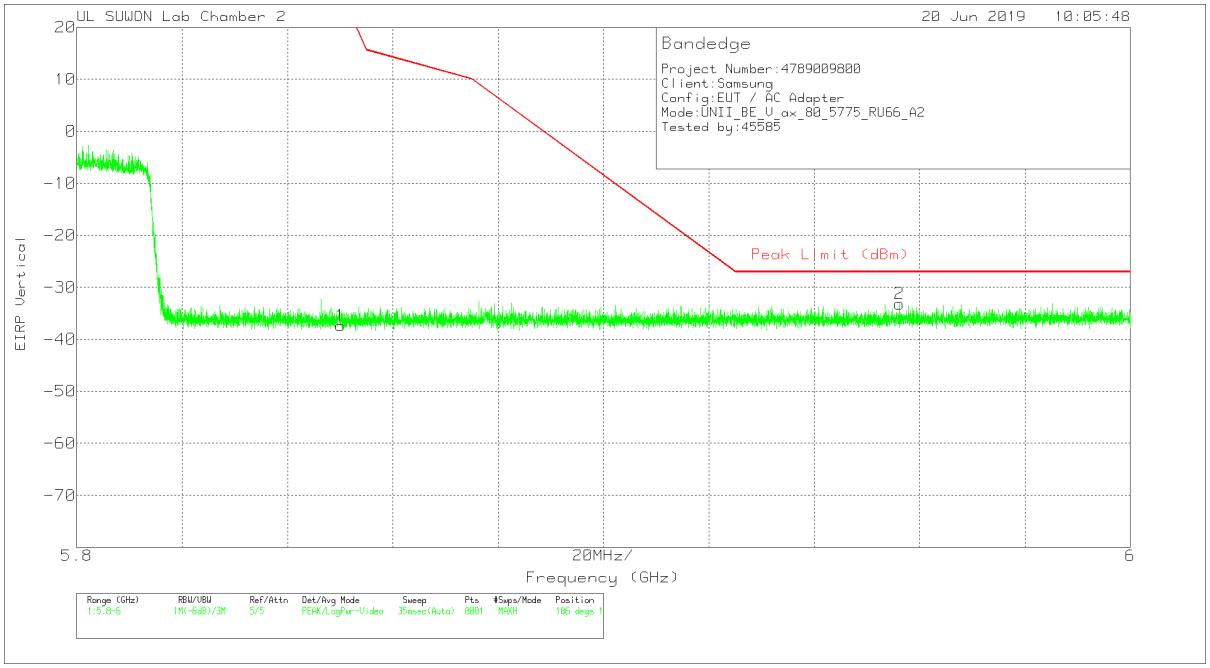

VERTICAL DATA

Trace Markers

Marker	Frequency (GHz)	Meter Reading (dBm)	Det	170531_3117[00 168724]	Path_2_10dB	Conversion Factor (dB)	DC Corr (dB)	Corrected Reading EIRP	Peak Limit (dBm)	PK Margin (dB)	Azimuth (Degs)	Height (cm)	Polarity
1	5.85	-68.15	Pk	34.5	-15.5	11.8	0	-37.35	26.94	-64.29	186	127	V
2	5.956	-64.06	Pk	34.6	-15.5	11.8	0	-33.16	-27	-6.16	186	127	V

Pk - Peak detector

UL Korea, Ltd. Confidential
This report shall not be reproduced except in full, without the written approval of UL Korea, Ltd.

242T RU mode (ANT_1 / HE40 / RU offset 62)

HORIZONTAL PEAK PLOT

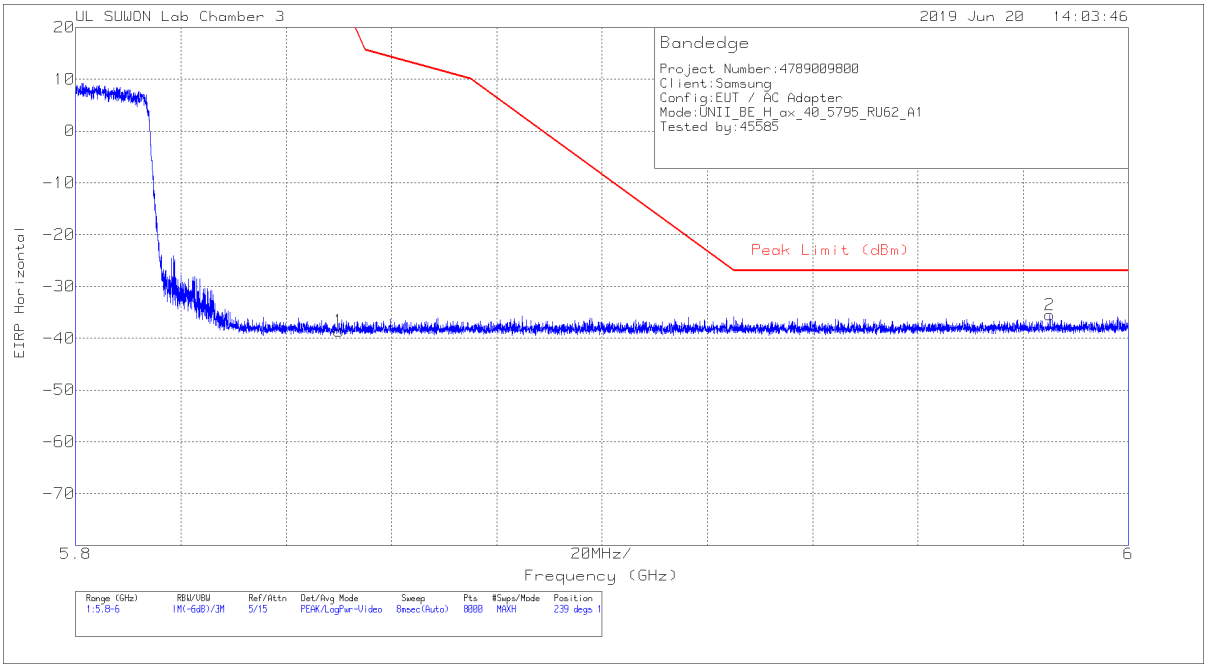

HORIZONTAL DATA

Trace Markers

Marker	Frequency (GHz)	Meter Reading (dBm)	Det	3117_00205959	10dB[dB]	Conversion Factor (dB)	DC Corr (dB)	Corrected Reading EIRP	Peak Limit (dBm)	PK Margin (dB)	Azimuth (Degs)	Height (cm)	Polarity
1	5.85	-67.7	Pk	35	-17.7	11.8	0	-38.6	26.99	-65.59	239	106	H
2	5.985	-64.7	Pk	35.1	-17.7	11.8	0	-35.5	-27	-8.5	239	106	H

Pk - Peak detector

UL Korea, Ltd. Confidential
This report shall not be reproduced except in full, without the written approval of UL Korea, Ltd.

VERTICAL PEAK PLOT

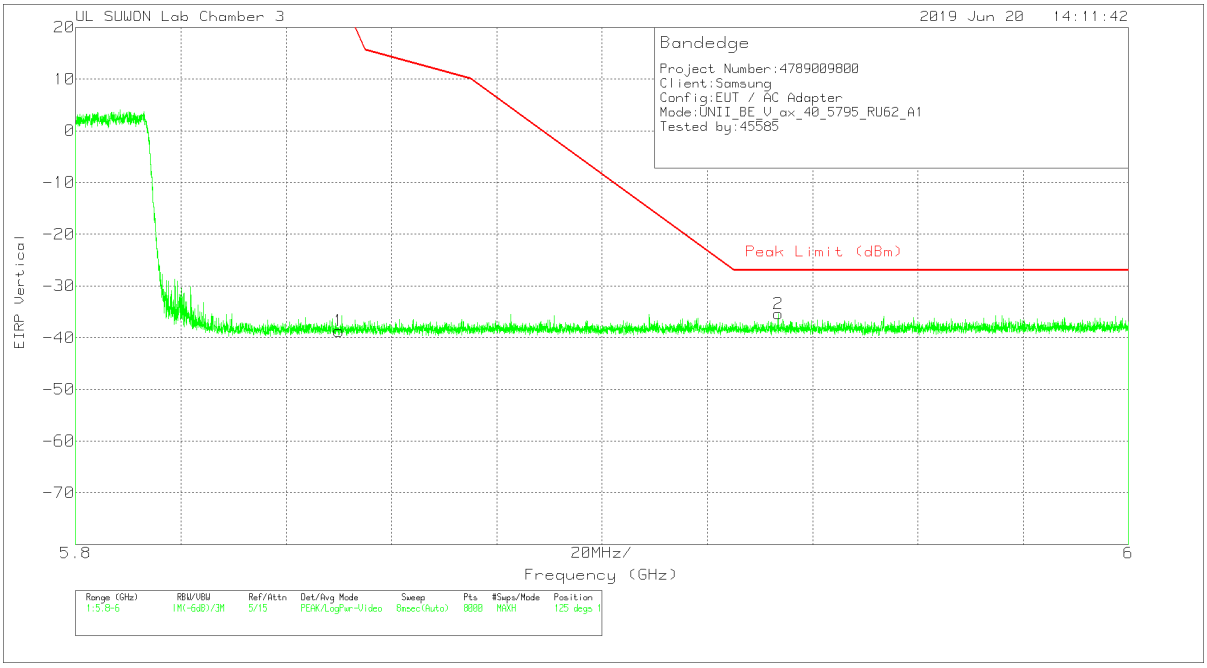

VERTICAL DATA

Trace Markers

Marker	Frequency (GHz)	Meter Reading (dBm)	Det	3117_002059 59	10dB[dB]	Conversion Factor (dB)	DC Corr (dB)	Corrected Reading EIRP	Peak Limit (dBm)	PK Margin (dB)	Azimuth (Degs)	Height (cm)	Polarity
1	5.85	-67.79	Pk	35	-17.7	11.8	0	-38.69	26.99	-65.68	125	130	V
2	5.933	-64.56	Pk	35.1	-17.7	11.8	0	-35.36	-27	-8.36	125	130	V

Pk - Peak detector

UL Korea, Ltd. Confidential
This report shall not be reproduced except in full, without the written approval of UL Korea, Ltd.

242T RU mode (ANT_2 / HE40 / RU offset 62)

HORIZONTAL PEAK PLOT

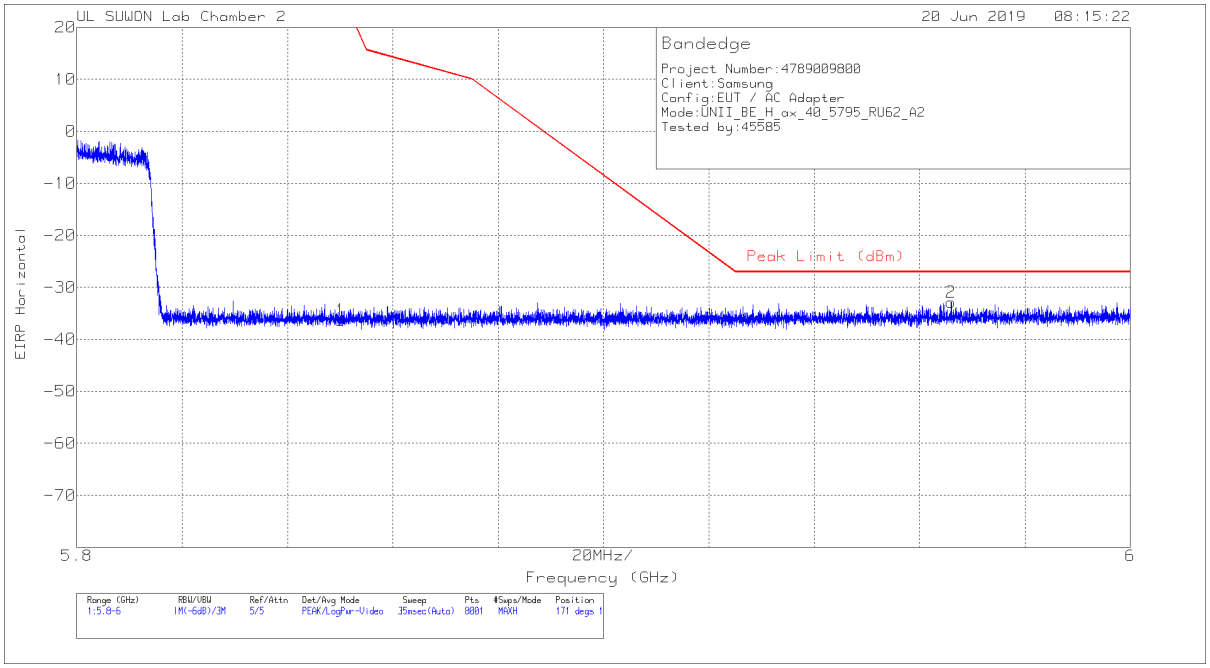

HORIZONTAL DATA

Trace Markers

Marker	Frequency (GHz)	Meter Reading (dBm)	Det	170531_3117[00 168724]	Path_2_10dB	Conversion Factor (dB)	DC Corr (dB)	Corrected Reading EIRP	Peak Limit (dBm)	PK Margin (dB)	Azimuth (Degs)	Height (cm)	Polarity
1	5.85	-67.15	Pk	34.5	-15.5	11.8	0	-36.35	26.94	-63.29	171	109	H
2	5.966	-63.96	Pk	34.7	-15.4	11.8	0	-32.86	-27	-5.86	171	109	H

Pk - Peak detector

UL Korea, Ltd. Confidential
This report shall not be reproduced except in full, without the written approval of UL Korea, Ltd.

VERTICAL PEAK PLOT

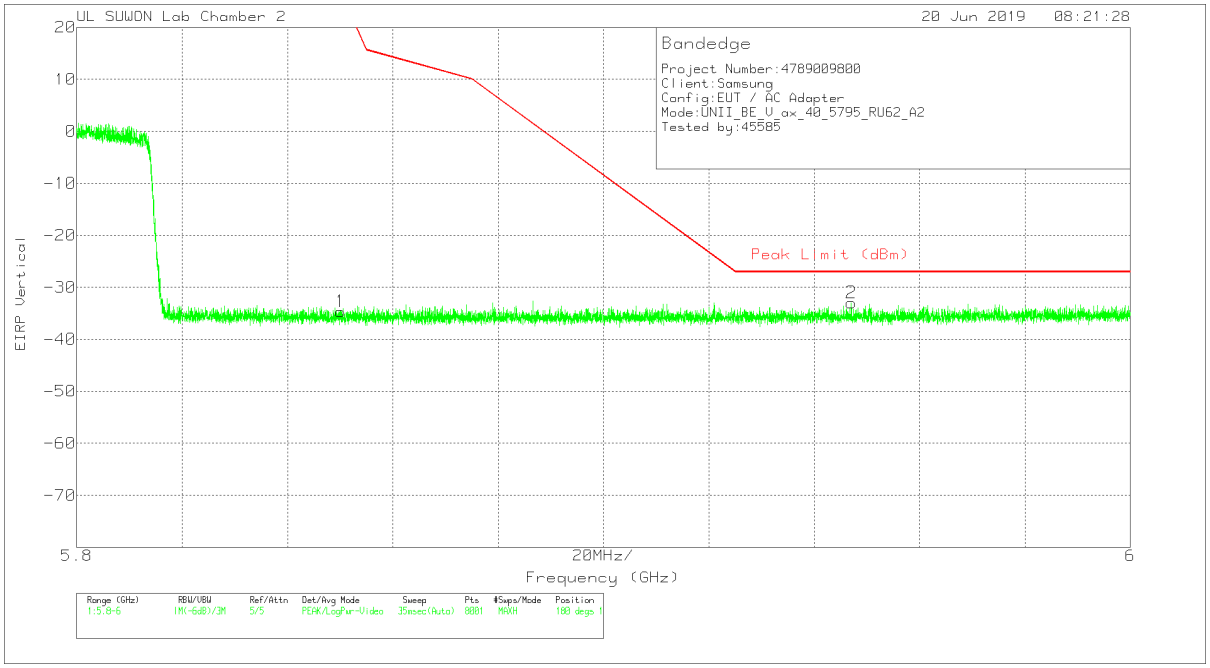

VERTICAL DATA

Trace Markers

Marker	Frequency (GHz)	Meter Reading (dBm)	Det	170531_3117[00 168724]	Path_2_10dB	Conversion Factor (dB)	DC Corr (dB)	Corrected Reading EIRP	Peak Limit (dBm)	PK Margin (dB)	Azimuth (Degs)	Height (cm)	Polarity
1	5.85	-65.43	Pk	34.5	-15.5	11.8	0	-34.63	26.94	-61.57	180	100	V
2	5.947	-63.86	Pk	34.6	-15.5	11.8	0	-32.96	-27	-5.96	180	100	V

Pk - Peak detector

UL Korea, Ltd. Confidential
This report shall not be reproduced except in full, without the written approval of UL Korea, Ltd.

106T RU mode (ANT_1 / HE40 / RU offset 56)

HORIZONTAL PEAK PLOT

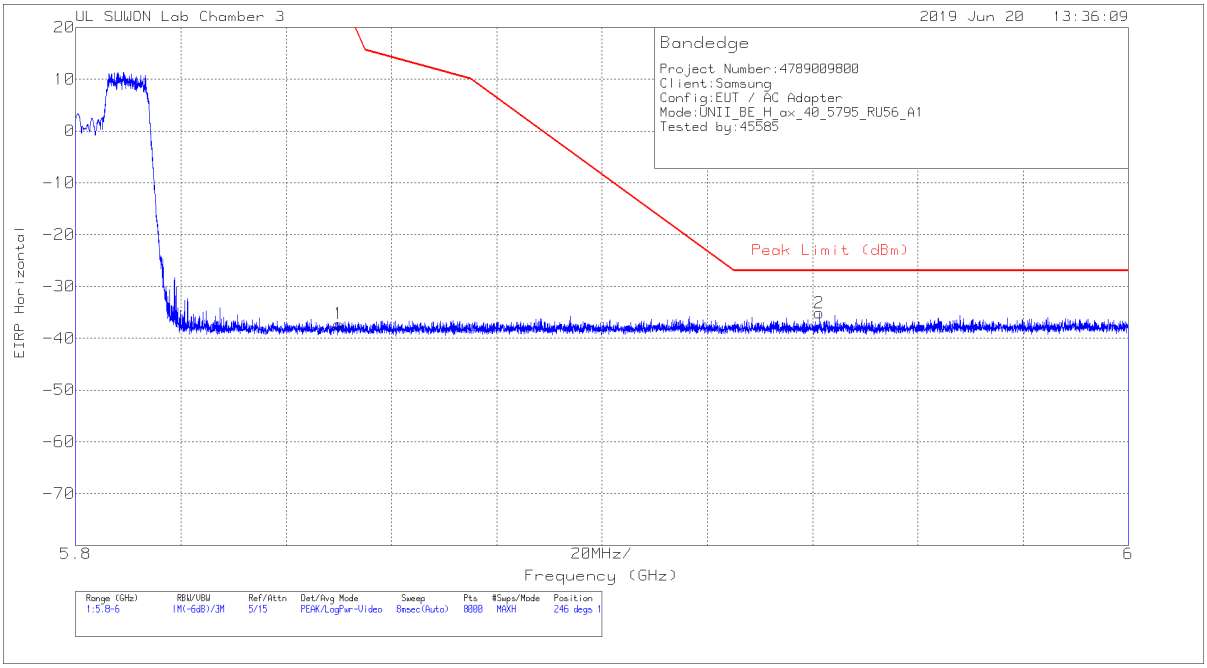

HORIZONTAL DATA

Trace Markers

Marker	Frequency (GHz)	Meter Reading (dBm)	Det	3117_00205959	10dB[dB]	Conversion Factor (dB)	DC Corr (dB)	Corrected Reading EIRP	Peak Limit (dBm)	PK Margin (dB)	Azimuth (Degs)	Height (cm)	Polarity
1	5.85	-66.35	Pk	35	-17.7	11.8	0	-37.25	26.99	-64.24	246	100	H
2	5.941	-64.33	Pk	35.1	-17.7	11.8	0	-35.13	-27	-8.13	246	100	H

Pk - Peak detector

UL Korea, Ltd. Confidential
This report shall not be reproduced except in full, without the written approval of UL Korea, Ltd.

VERTICAL PEAK PLOT

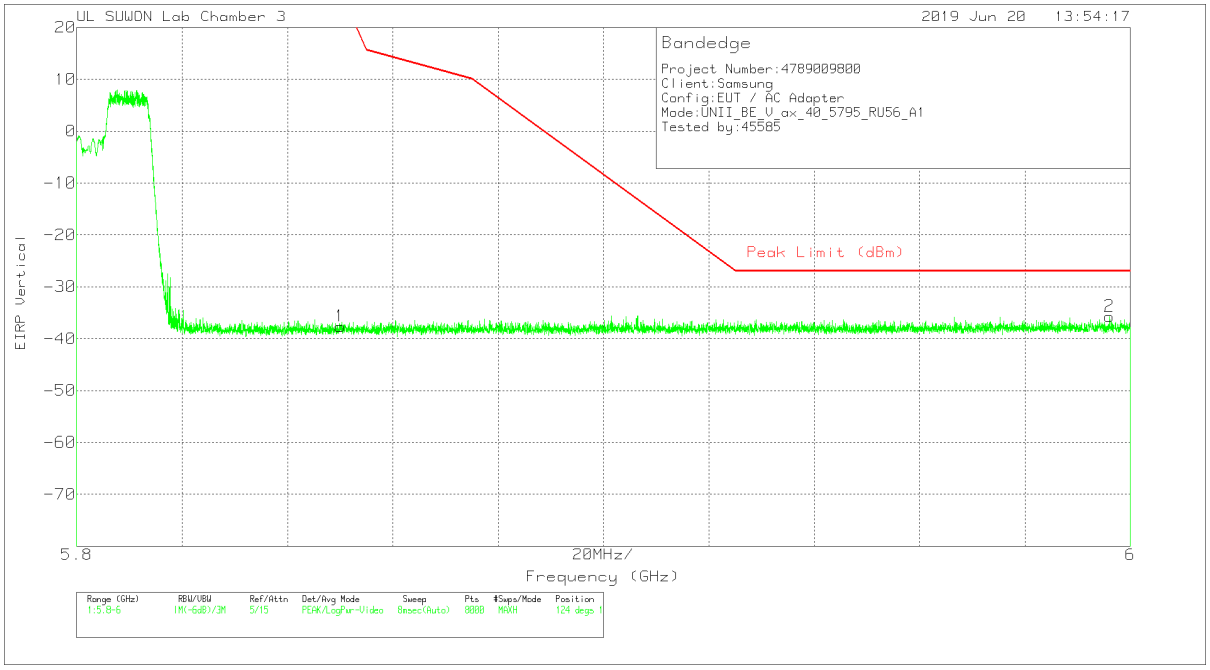

VERTICAL DATA

Trace Markers

Marker	Frequency (GHz)	Meter Reading (dBm)	Det	3117_002059 59	10dB[dB]	Conversion Factor (dB)	DC Corr (dB)	Corrected Reading EIRP	Peak Limit (dBm)	PK Margin (dB)	Azimuth (Degs)	Height (cm)	Polarity
1	5.85	-66.72	Pk	35	-17.7	11.8	0	-37.62	26.99	-64.61	124	129	V
2	5.996	-64.99	Pk	35.1	-17.6	11.8	0	-35.69	-27	-8.69	124	129	V

Pk - Peak detector

UL Korea, Ltd. Confidential
This report shall not be reproduced except in full, without the written approval of UL Korea, Ltd.

106T RU mode (ANT_2 / HE40 / RU offset 56)

HORIZONTAL PEAK PLOT

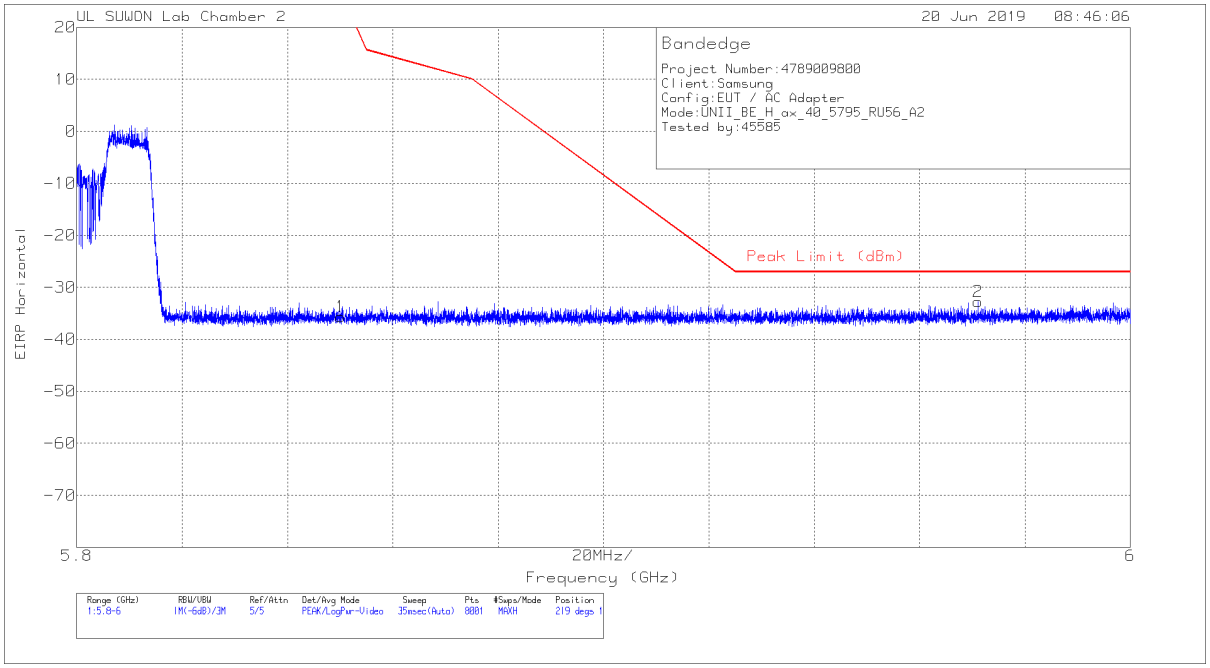

HORIZONTAL DATA

Trace Markers

Marker	Frequency (GHz)	Meter Reading (dBm)	Det	170531_3117[00 168724]	Path_2_10dB	Conversion Factor (dB)	DC Corr (dB)	Corrected Reading EIRP	Peak Limit (dBm)	PK Margin (dB)	Azimuth (Degs)	Height (cm)	Polarity
1	5.85	-66.43	Pk	34.5	-15.5	11.8	0	-35.63	26.94	-62.57	219	115	H
2	5.971	-63.83	Pk	34.7	-15.4	11.8	0	-32.73	-27	-5.73	219	115	H

Pk - Peak detector

UL Korea, Ltd. Suwon Laboratory FORM ID: FCC_15E
218 Maeyeong-ro, Yeongtong-gu, Suwon-si, Gyeonggi-do, 16675 Korea TEL: (031) 337-9902,FAX: (031) 213-5433
UL Korea, Ltd. Confidential
This report shall not be reproduced except in full, without the written approval of UL Korea, Ltd.

VERTICAL PEAK PLOT

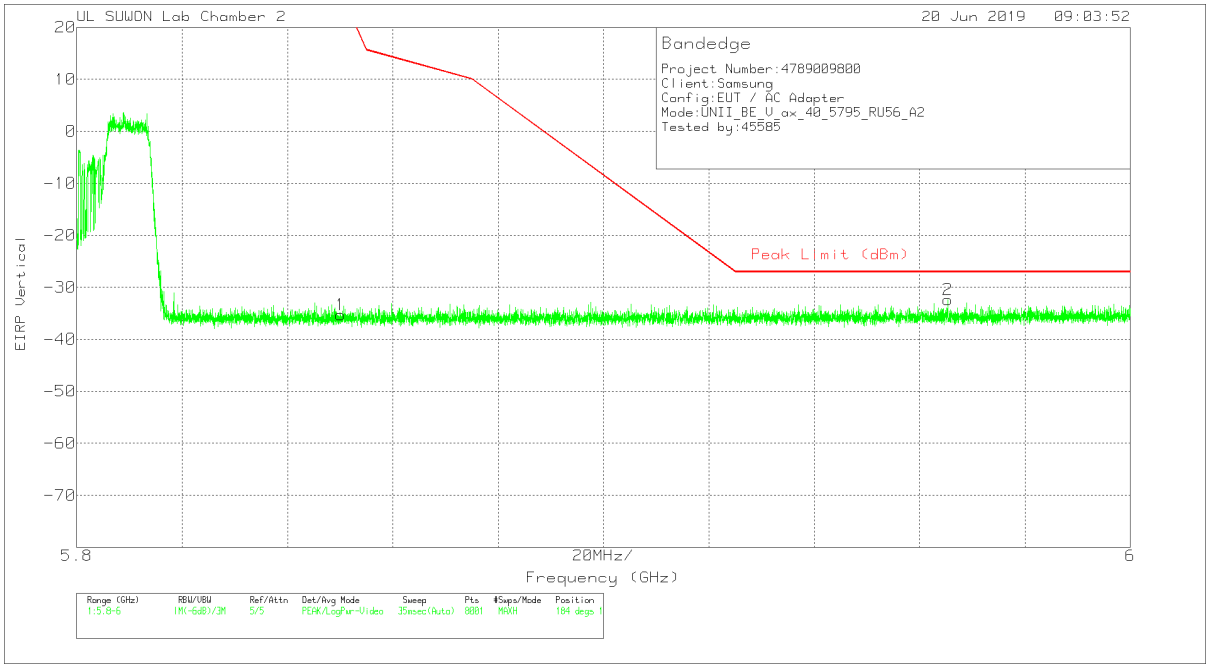

VERTICAL DATA

Trace Markers

Marker	Frequency (GHz)	Meter Reading (dBm)	Det	170531_3117[00 168724]	Path_2_10dB	Conversion Factor (dB)	DC Corr (dB)	Corrected Reading EIRP	Peak Limit (dBm)	PK Margin (dB)	Azimuth (Degs)	Height (cm)	Polarity
1	5.85	-66.08	Pk	34.5	-15.5	11.8	0	-35.28	26.94	-62.22	184	129	V
2	5.965	-63.5	Pk	34.7	-15.4	11.8	0	-32.4	-27	-5.4	184	129	V

Pk - Peak detector

UL Korea, Ltd. Confidential
This report shall not be reproduced except in full, without the written approval of UL Korea, Ltd.

52T RU mode (ANT_1 / HE80 / RU offset 52)

HORIZONTAL PEAK PLOT

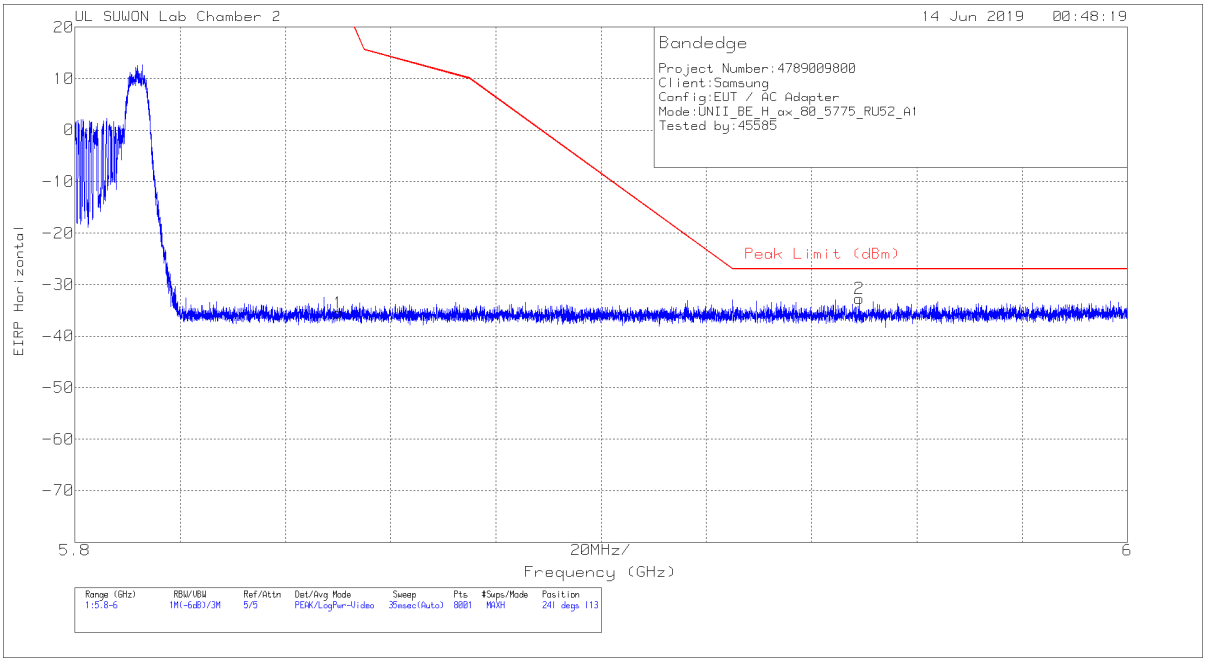

HORIZONTAL DATA

Trace Markers

Marker	Frequency (GHz)	Meter Reading (dBm)	Det	170531_3117[00 168724]	Path_2_10dB	Conversion Factor (dB)	DC Corr (dB)	Corrected Reading EIRP	Peak Limit (dBm)	PK Margin (dB)	Azimuth (Degs)	Height (cm)	Polarity
1	5.85	-66.26	Pk	34.5	-15.5	11.8	0	-35.46	26.94	-62.4	241	113	H
2	5.949	-63.65	Pk	34.6	-15.5	11.8	0	-32.75	-27	-5.75	241	113	H

Pk - Peak detector

UL Korea, Ltd. Suwon Laboratory FORM ID: FCC_15E
218 Maeyeong-ro, Yeongtong-gu, Suwon-si, Gyeonggi-do, 16675 Korea TEL: (031) 337-9902,FAX: (031) 213-5433
UL Korea, Ltd. Confidential
This report shall not be reproduced except in full, without the written approval of UL Korea, Ltd.

VERTICAL PEAK PLOT

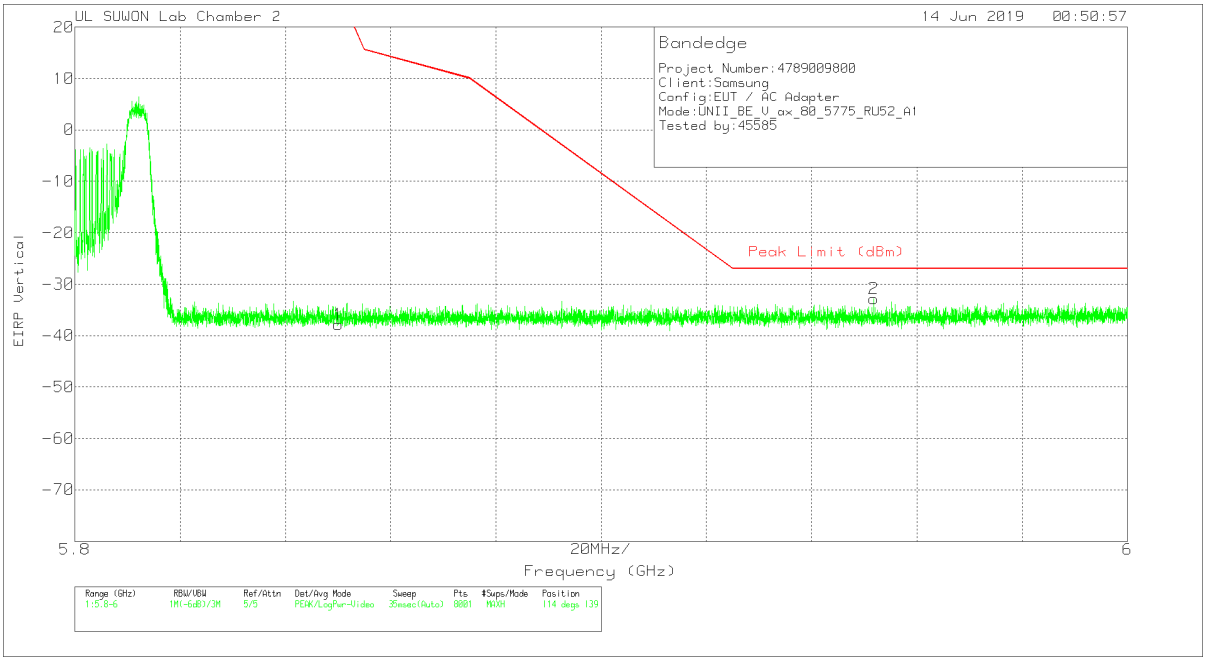

VERTICAL DATA

Trace Markers

Marker	Frequency (GHz)	Meter Reading (dBm)	Det	170531_3117[00 168724]	Path_2_10dB	Conversion Factor (dB)	DC Corr (dB)	Corrected Reading EIRP	Peak Limit (dBm)	PK Margin (dB)	Azimuth (Degs)	Height (cm)	Polarity
1	5.85	-68.67	Pk	34.5	-15.5	11.8	0	-37.87	26.94	-64.81	114	139	V
2	5.952	-63.7	Pk	34.6	-15.5	11.8	0	-32.8	-27	-5.8	114	139	V

Pk - Peak detector

UL Korea, Ltd. Confidential
This report shall not be reproduced except in full, without the written approval of UL Korea, Ltd.

52T RU mode (ANT_2 / HE20 / RU offset 40)

HORIZONTAL PEAK PLOT

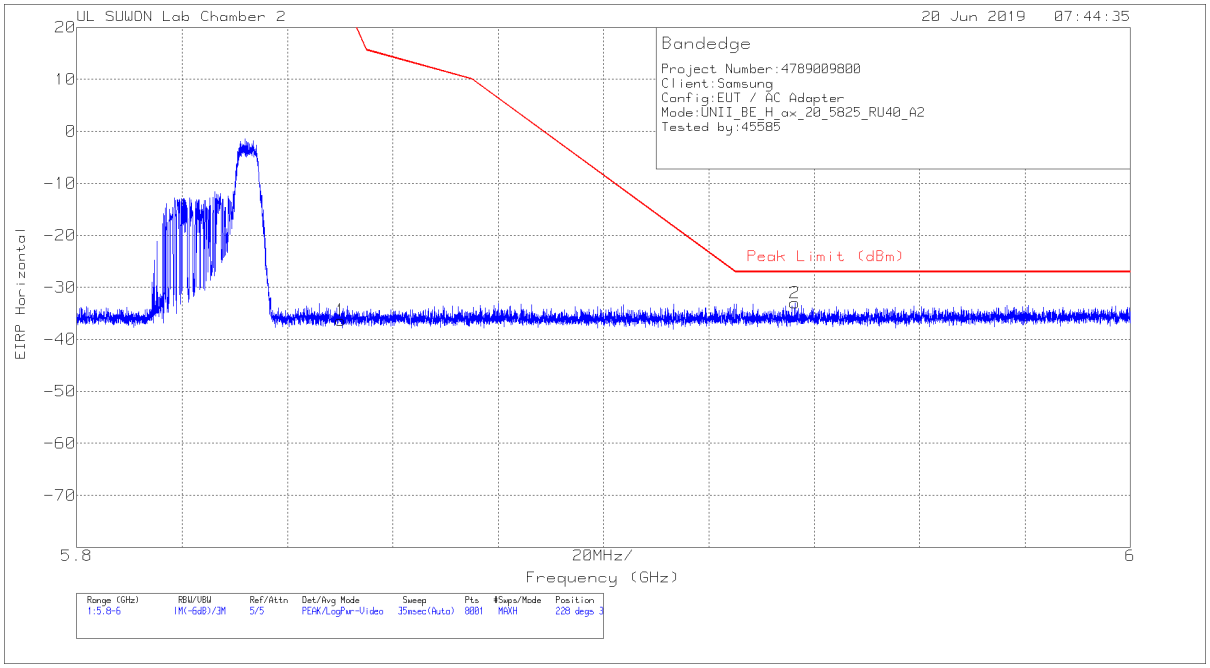

HORIZONTAL DATA

Trace Markers

Marker	Frequency (GHz)	Meter Reading (dBm)	Det	170531_3117[00 168724]	Path_2_10dB	Conversion Factor (dB)	DC Corr (dB)	Corrected Reading EIRP	Peak Limit (dBm)	PK Margin (dB)	Azimuth (Degs)	Height (cm)	Polarity
1	5.85	-67.15	Pk	34.5	-15.5	11.8	0	-36.35	26.94	-63.29	228	396	H
2	5.936	-63.89	Pk	34.6	-15.5	11.8	0	-32.99	-27	-5.99	228	396	H

Pk - Peak detector

UL Korea, Ltd. Confidential
This report shall not be reproduced except in full, without the written approval of UL Korea, Ltd.

VERTICAL PEAK PLOT

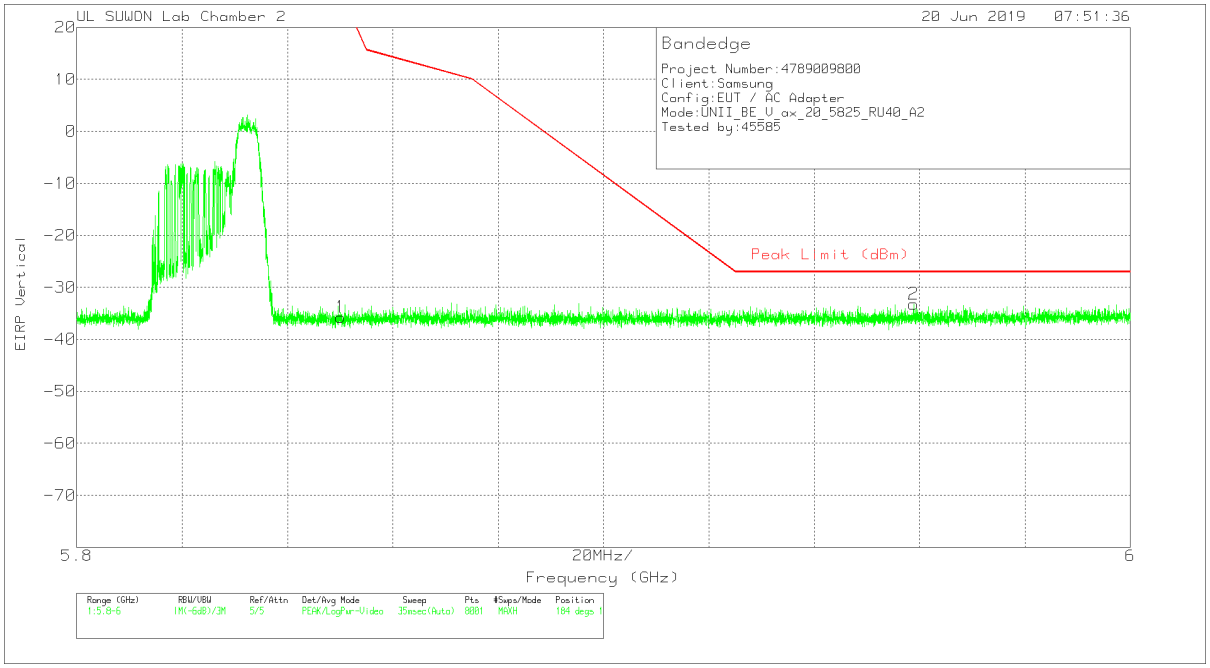

VERTICAL DATA

Trace Markers

Marker	Frequency (GHz)	Meter Reading (dBm)	Det	170531_3117[00 168724]	Path_2_10dB	Conversion Factor (dB)	DC Corr (dB)	Corrected Reading EIRP	Peak Limit (dBm)	PK Margin (dB)	Azimuth (Degs)	Height (cm)	Polarity
1	5.85	-66.53	Pk	34.5	-15.5	11.8	0	-35.73	26.94	-62.67	184	105	V
2	5.959	-64.08	Pk	34.6	-15.5	11.8	0	-33.18	-27	-6.18	184	105	V

Pk - Peak detector

UL Korea, Ltd. Confidential
This report shall not be reproduced except in full, without the written approval of UL Korea, Ltd.

26T RU mode (ANT_1 / HE80 / RU offset 36)

HORIZONTAL PEAK PLOT

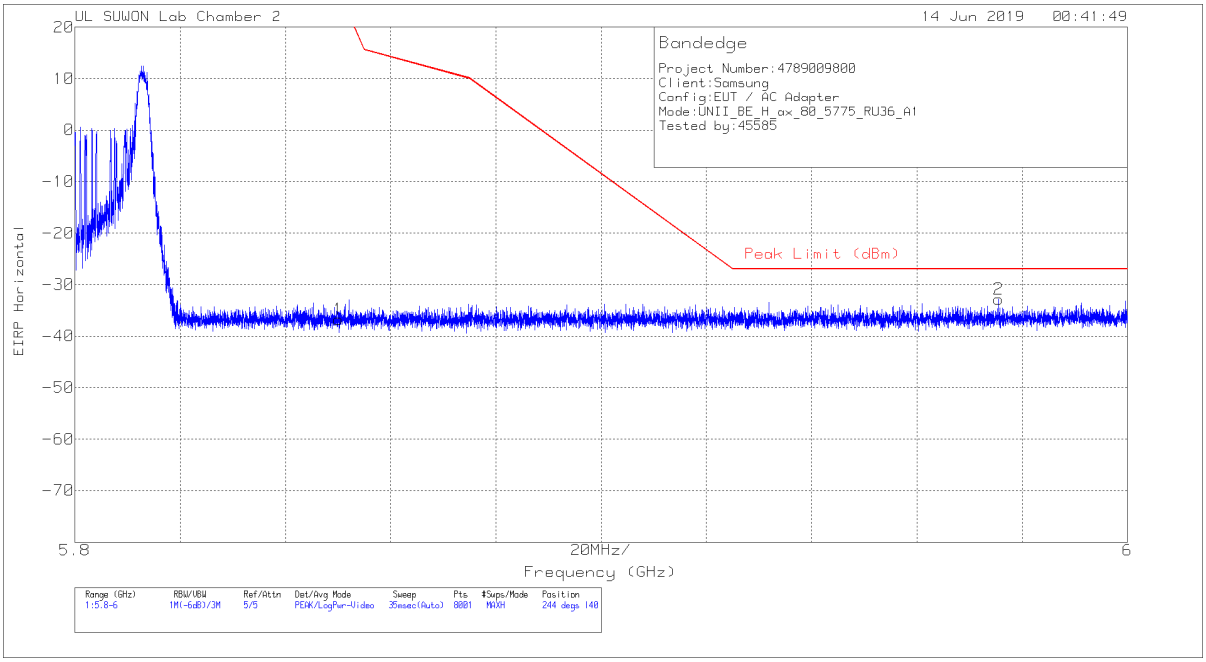

HORIZONTAL DATA

Trace Markers

Marker	Frequency (GHz)	Meter Reading (dBm)	Det	170531_3117[00 168724]	Path_2_10dB	Conversion Factor (dB)	DC Corr (dB)	Corrected Reading EIRP	Peak Limit (dBm)	PK Margin (dB)	Azimuth (Degs)	Height (cm)	Polarity
1	5.85	-67.57	Pk	34.5	-15.5	11.8	0	-36.77	26.94	-63.71	244	140	H
2	5.976	-63.9	Pk	34.7	-15.4	11.8	0	-32.8	-27	-5.8	244	140	H

Pk - Peak detector

UL Korea, Ltd. Confidential
This report shall not be reproduced except in full, without the written approval of UL Korea, Ltd.

VERTICAL PEAK PLOT

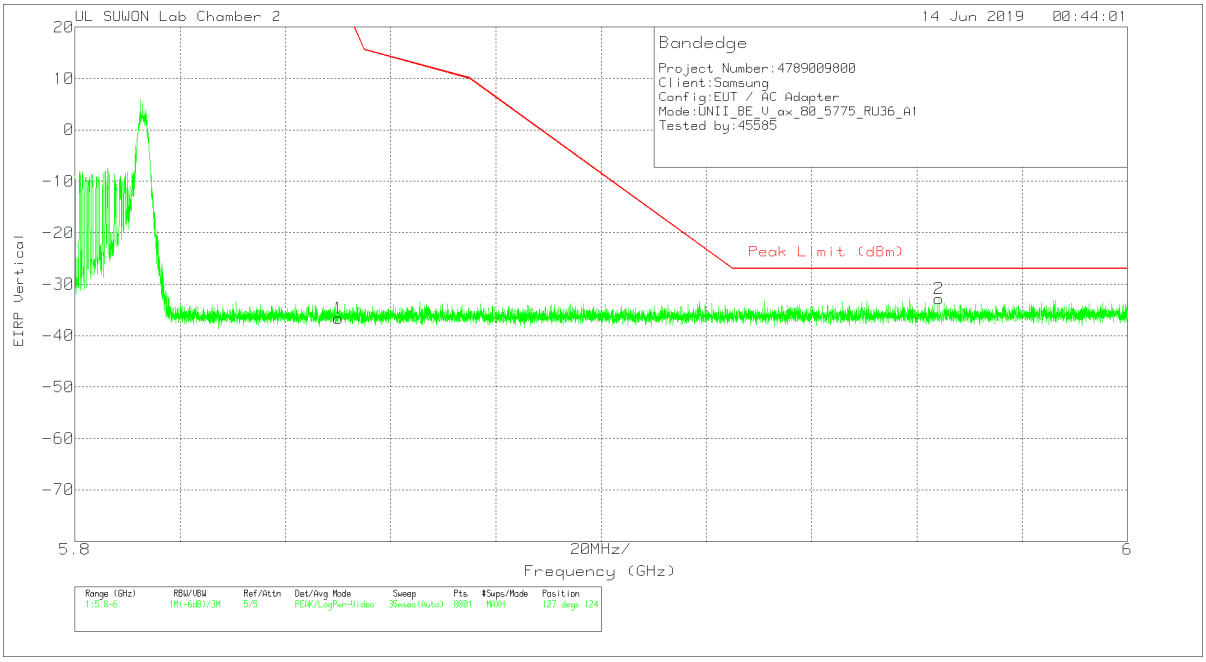

VERTICAL DATA

Trace Markers

Marker	Frequency (GHz)	Meter Reading (dBm)	Det	170531_3117[00 168724]	Path_2_10dB	Conversion Factor (dB)	DC Corr (dB)	Corrected Reading EIRP	Peak Limit (dBm)	PK Margin (dB)	Azimuth (Degs)	Height (cm)	Polarity
1	5.85	-67.42	Pk	34.5	-15.5	11.8	0	-36.62	26.94	-63.56	127	124	V
2	5.964	-63.96	Pk	34.7	-15.4	11.8	0	-32.86	-27	-5.86	127	124	V

Pk - Peak detector

UL Korea, Ltd. Confidential
This report shall not be reproduced except in full, without the written approval of UL Korea, Ltd.

26T RU mode (ANT_2 / HE40 / RU offset 17)

HORIZONTAL PEAK PLOT

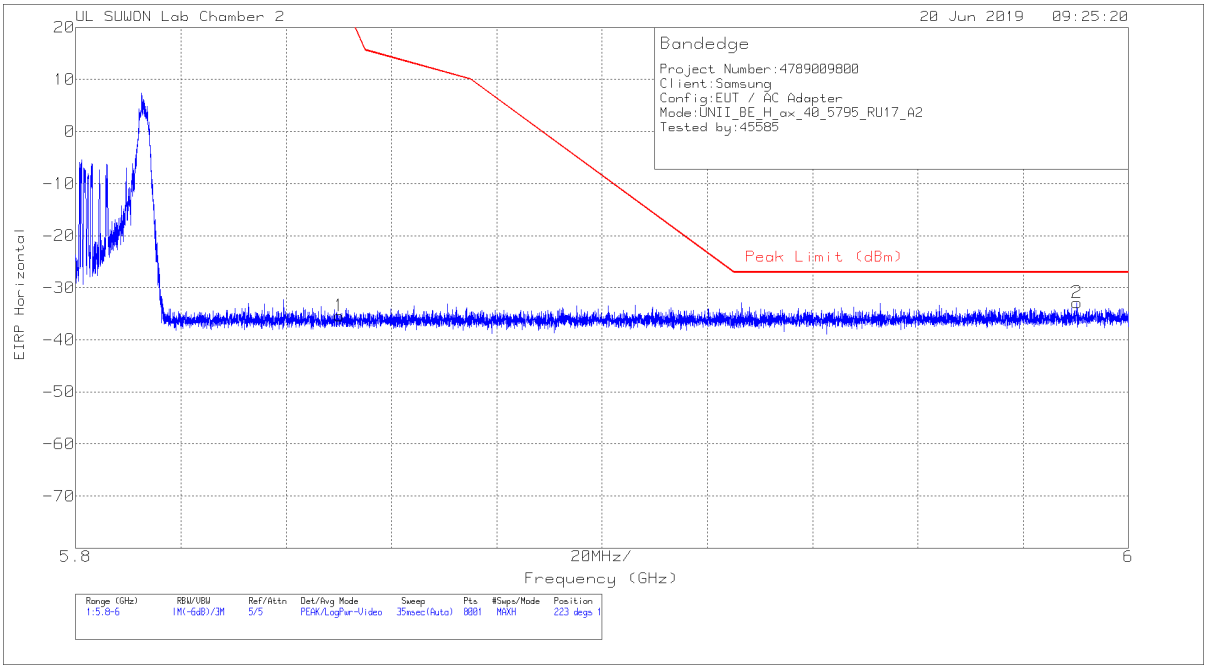

HORIZONTAL DATA

Trace Markers

Marker	Frequency (GHz)	Meter Reading (dBm)	Det	170531_3117[00 168724]	Path_2_10dB	Conversion Factor (dB)	DC Corr (dB)	Corrected Reading EIRP	Peak Limit (dBm)	PK Margin (dB)	Azimuth (Degs)	Height (cm)	Polarity
1	5.85	-66.16	Pk	34.5	-15.5	11.8	0	-35.36	26.94	-62.3	223	100	H
2	5.99	-64.02	Pk	34.8	-15.4	11.8	0	-32.82	-27	-5.82	223	100	H

Pk - Peak detector

UL Korea, Ltd. Confidential
This report shall not be reproduced except in full, without the written approval of UL Korea, Ltd.

VERTICAL PEAK PLOT

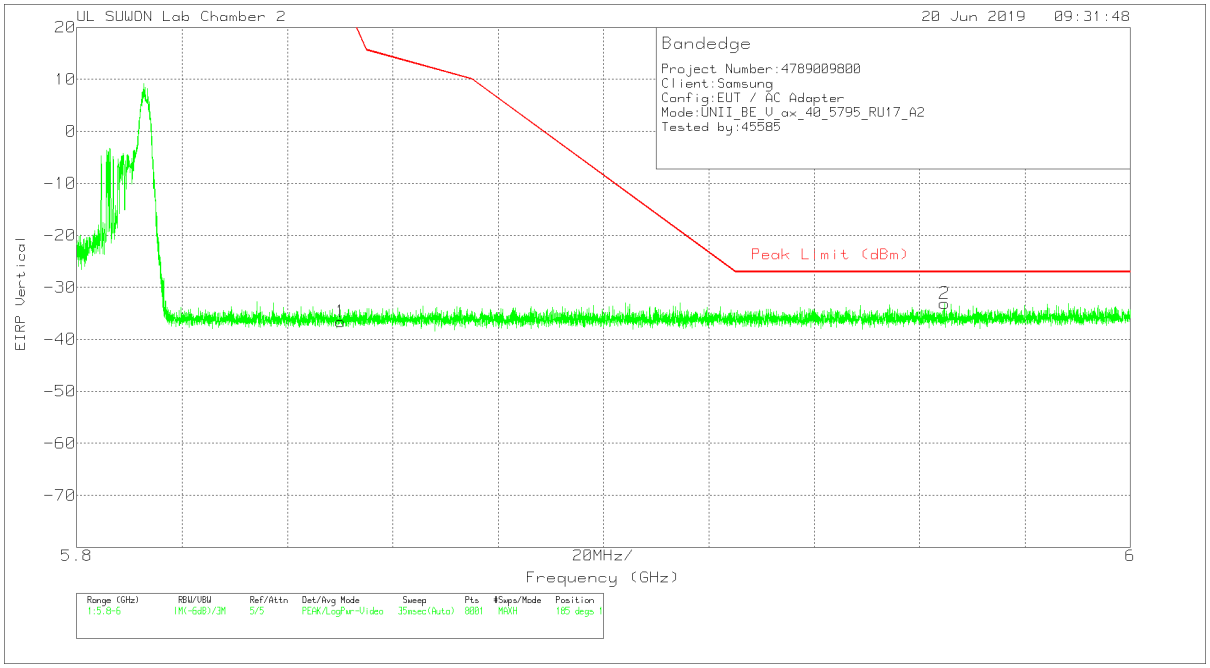

VERTICAL DATA

Trace Markers

Marker	Frequency (GHz)	Meter Reading (dBm)	Det	170531_3117[00 168724]	Path_2_10dB	Conversion Factor (dB)	DC Corr (dB)	Corrected Reading EIRP	Peak Limit (dBm)	PK Margin (dB)	Azimuth (Degs)	Height (cm)	Polarity
1	5.85	-67.38	Pk	34.5	-15.5	11.8	0	-36.58	26.94	-63.52	185	125	V
2	5.965	-64.18	Pk	34.7	-15.4	11.8	0	-33.08	-27	-6.08	185	125	V

Pk - Peak detector

UL Korea, Ltd. Confidential
This report shall not be reproduced except in full, without the written approval of UL Korea, Ltd.

HARMONICS AND SPURIOUS EMISSIONS

HE20 SU mode (ANT_1)

LOW CHANNEL HORIZONTAL

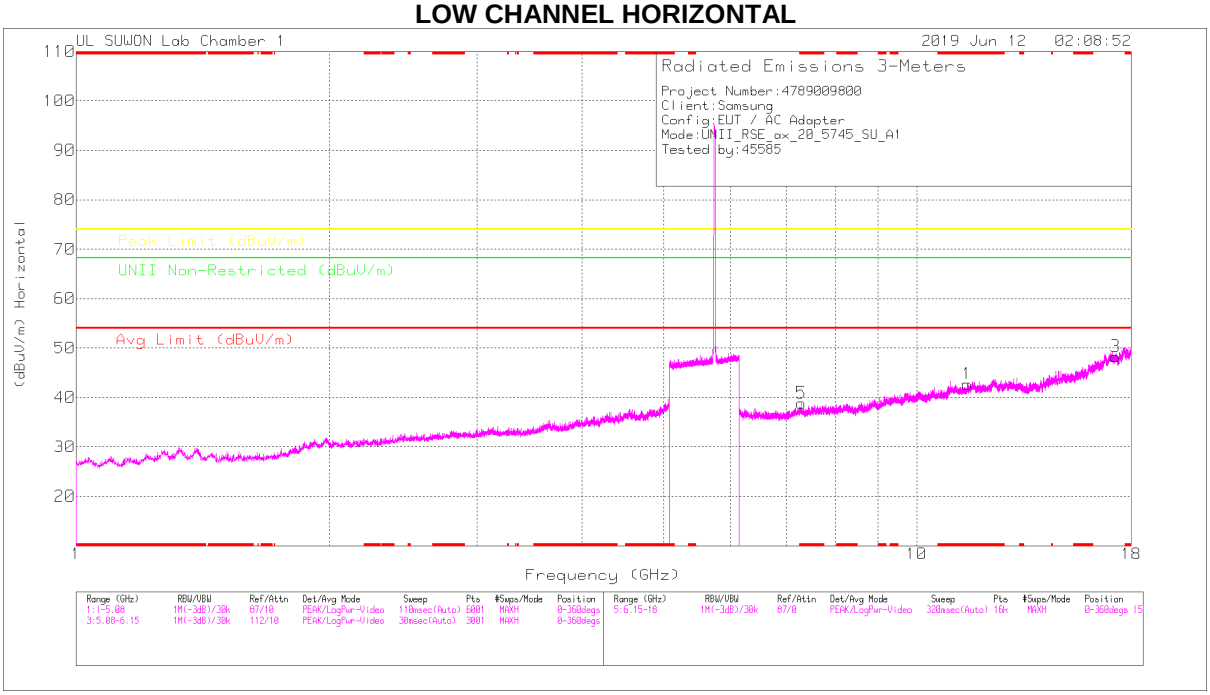

LOW CHANNEL VERTICAL

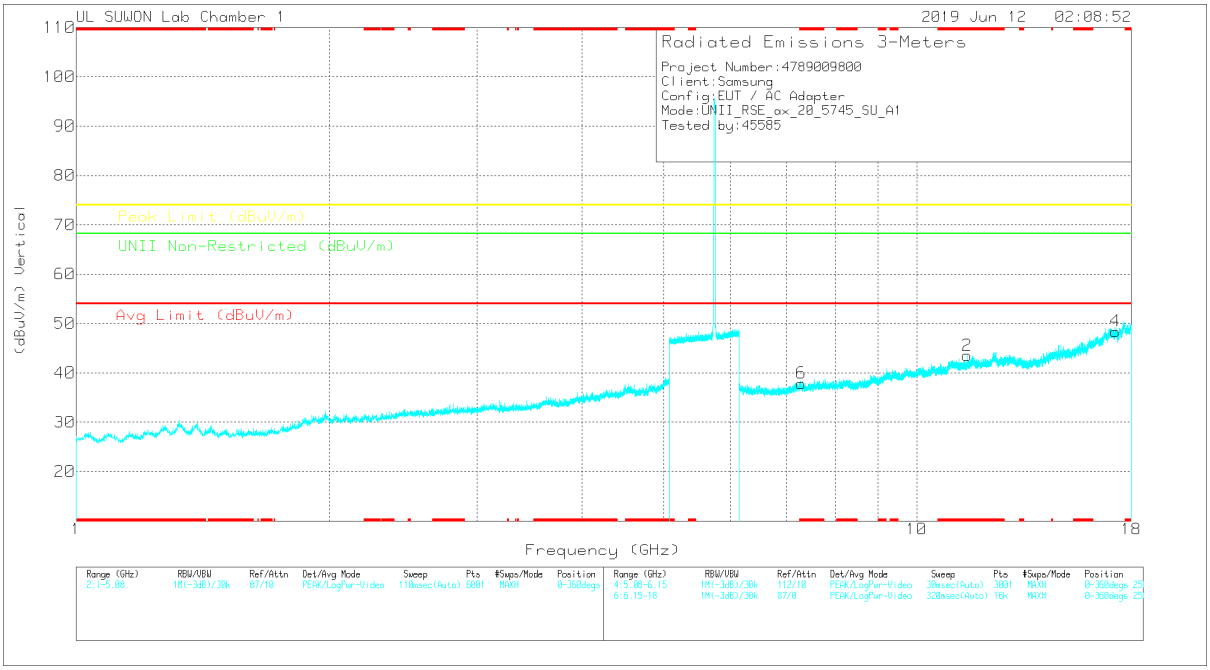

Note: Emission was scanned up to 40GHz; No emissions were detected above the noise floor which was at least 20dB below the specification limit.

UL Korea, Ltd. Confidential
This report shall not be reproduced except in full, without the written approval of UL Korea, Ltd.

LOW CHANNEL DATA

Trace Markers

Marker	Frequency (GHz)	Meter Reading (dBuV)	Det	3117_00168717	6GHz_HP[dB]	DC Corr (dB)	Corrected Reading (dBuV/m)	Avg Limit (dBuV/m)	Margin (dB)	Peak Limit (dBuV/m)	Margin (dB)	UNII Non-Restricted (dBuV/m)	Margin (dB)	Azimuth (Degs)	Height (cm)	Polarity
1	* 11.49328	26.51	PK	38.5	-22.3	0	42.71	-	-	74	-31.29	-	-	0-360	250	H
3	17.23647	23.68	PK	41.3	-16.7	0	48.28	-	-	-	-	68.2	-19.92	0-360	250	H
5	* 7.28901	29.96	PK	35.8	-26.9	0	38.86	-	-	74	-35.14	-	-	0-360	150	H
2	* 11.49032	27.31	PK	38.5	-22.3	0	43.51	-	-	74	-30.49	-	-	0-360	150	V
4	17.23869	23.84	PK	41.3	-16.7	0	48.44	-	-	-	-	68.2	-19.76	0-360	150	V
6	* 7.28975	28.97	PK	35.8	-26.9	0	37.87	-	-	74	-36.13	-	-	0-360	250	V

* - indicates frequency in CFR47 Pt 15 / IC RSS-Restricted Band
PK – Peak detector

Radiated Emissions

Frequency (GHz)	Meter Reading (dBuV)	Det	3117_00168717	6GHz_HP[dB]	DC Corr (dB)	Corrected Reading (dBuV/m)	Avg Limit (dBuV/m)	Margin (dB)	Peak Limit (dBuV/m)	Margin (dB)	UNII Non-Restricted (dBuV/m)	Margin (dB)	Azimuth (Degs)	Height (cm)	Polarity
* 11.4907	37.61	PK-U	38.5	-22.3	0	53.81	-	-	74	-20.19	-	-	261	180	H
* 11.49098	25.29	ADR	38.5	-22.3	0	41.49	54	-12.51	-	-	-	-	261	180	H
* 11.4888	39.12	PK-U	38.5	-22.3	0	55.32	-	-	74	-18.68	-	-	192	171	V
* 11.48978	25.76	ADR	38.5	-22.3	0	41.96	54	-12.04	-	-	-	-	192	171	V

* - indicates frequency in CFR47 Pt 15 / IC RSS-Restricted Band
PK-U - U-NII: Maximum Peak
ADR - U-NII AD primary method, RMS average

UL Korea, Ltd. Suwon Laboratory FORM ID: FCC_15E
218 Maeyeong-ro, Yeongtong-gu, Suwon-si, Gyeonggi-do, 16675 Korea TEL: (031) 337-9902,FAX: (031) 213-5433
UL Korea, Ltd. Confidential
This report shall not be reproduced except in full, without the written approval of UL Korea, Ltd.

MID CHANNEL HORIZONTAL

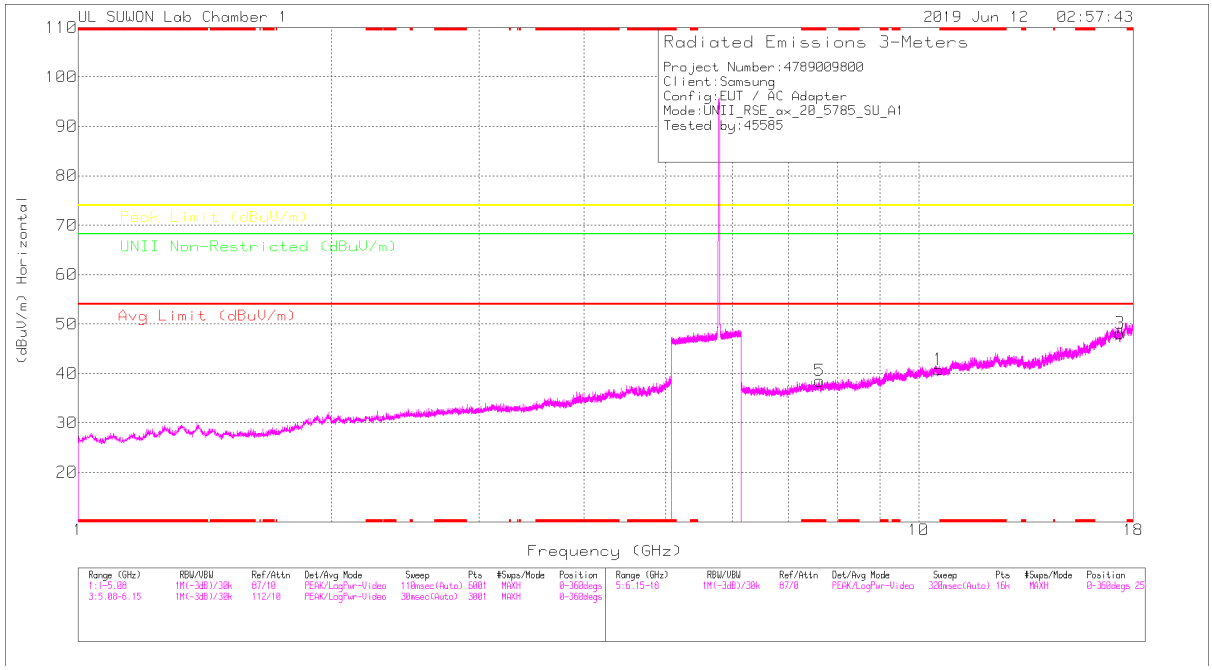

MID CHANNEL VERTICAL

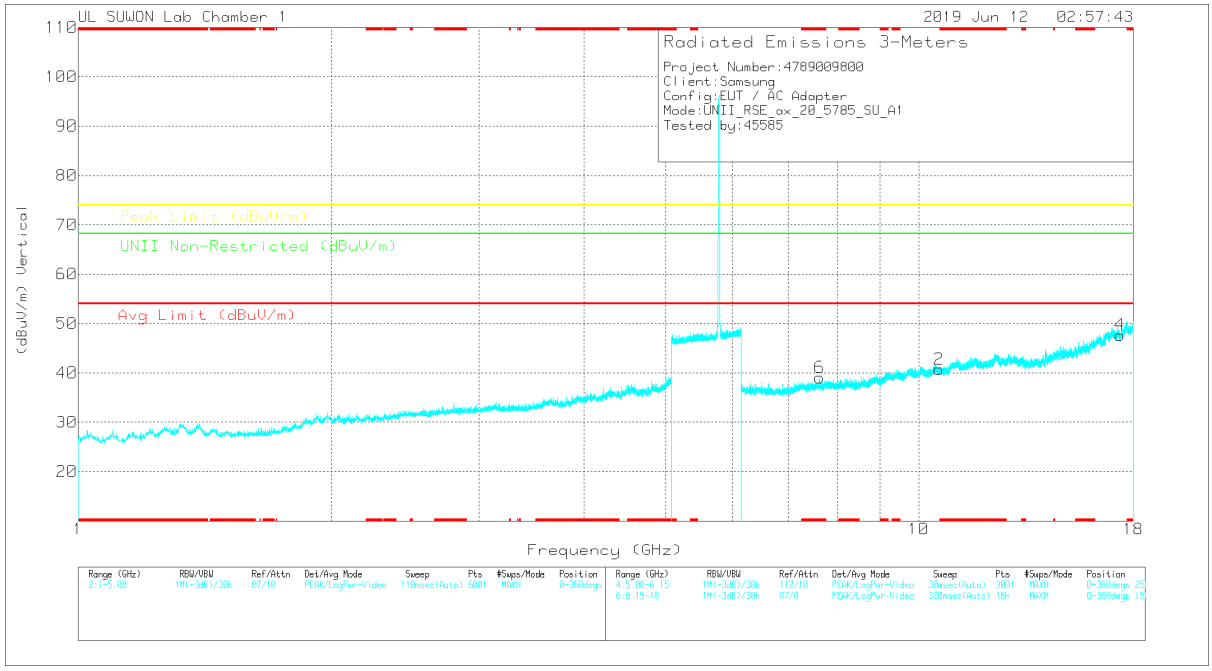

Note: Emission was scanned up to 40GHz; No emissions were detected above the noise floor which was at least 20dB below the specification limit.

UL Korea, Ltd. Confidential
This report shall not be reproduced except in full, without the written approval of UL Korea, Ltd.

MID CHANNEL DATA

Trace Markers

Marker	Frequency (GHz)	Meter Reading (dBuV)	Det	3117_00168717	6GHz_HP[dB]	DC Corr (dB)	Corrected Reading (dBuV/m)	Avg Limit (dBuV/m)	Margin (dB)	Peak Limit (dBuV/m)	Margin (dB)	UNII Non-Restricted (dBuV/m)	Margin (dB)	Azimuth (Degs)	Height (cm)	Polarity
1	10.56385	25.78	PK	37.8	-22.8	0	40.78	-	-	-	-	68.2	-27.42	0-360	250	H
3	17.3557	24.55	PK	41.2	-17.6	0	48.15	-	-	-	-	68.2	-20.05	0-360	150	H
5	* 7.62005	29.43	PK	35.8	-26.7	0	38.53	-	-	74	-35.47	-	-	0-360	250	H
2	10.57274	25.63	PK	37.8	-22.7	0	40.73	-	-	-	-	68.2	-27.47	0-360	150	V
4	17.3557	24.07	PK	41.2	-17.6	0	47.67	-	-	-	-	68.2	-20.53	0-360	250	V
6	* 7.62005	29.95	PK	35.8	-26.7	0	39.05	-	-	74	-34.95	-	-	0-360	250	V

* - indicates frequency in CFR47 Pt 15 / IC RSS-Restricted Band
PK – Peak detector

Note: Only peak measurement was performed. Because peak measurement result of unwanted emission is less than average limit (54dBuV/m).

UL Korea, Ltd. Confidential
This report shall not be reproduced except in full, without the written approval of UL Korea, Ltd.

HIGH CHANNEL HORIZONTAL

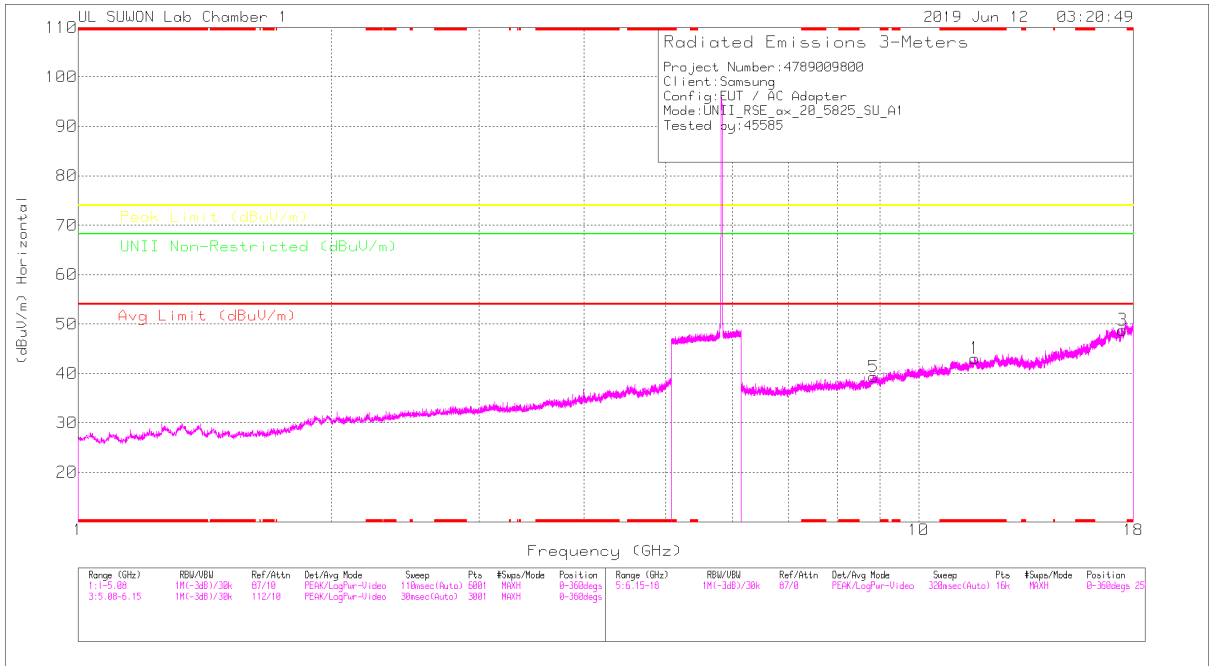

HIGH CHANNEL VERTICAL

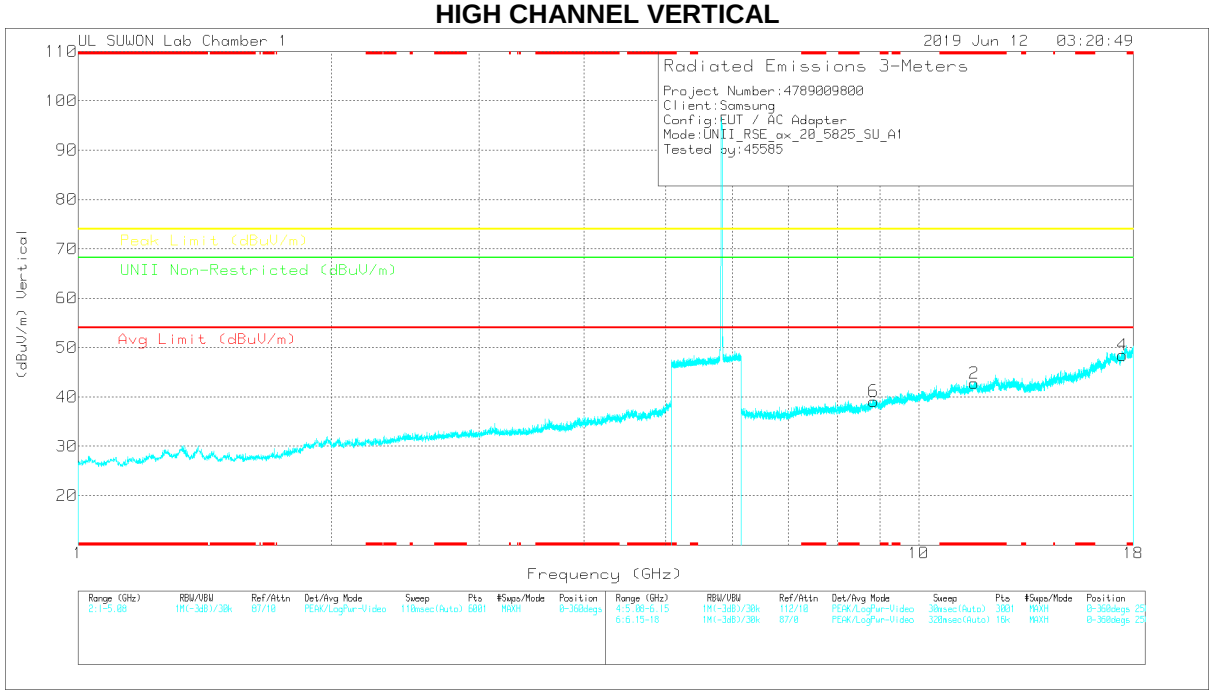

Note: Emission was scanned up to 40GHz; No emissions were detected above the noise floor which was at least 20dB below the specification limit.

UL Korea, Ltd. Confidential
This report shall not be reproduced except in full, without the written approval of UL Korea, Ltd.

HIGH CHANNEL DATA

Trace Markers

Marker	Frequency (GHz)	Meter Reading (dBuV)	Det	3117_00168717	6GHz_HP[dB]	DC Corr (dB)	Corrected Reading (dBuV/m)	Avg Limit (dBuV/m)	Margin (dB)	Peak Limit (dBuV/m)	Margin (dB)	UNII Non-Restricted (dBuV/m)	Margin (dB)	Azimuth (Degs)	Height (cm)	Polarity
1	* 11.65769	25.98	PK	38.7	-21.6	0	43.08	-	-	74	-30.92	-	-	0-360	250	H
3	17.47345	24.08	PK	41.2	-16.5	0	48.78	-	-	-	-	68.2	-19.42	0-360	250	H
5	8.84423	26.91	PK	36.5	-24.1	0	39.31	-	-	-	-	68.2	-28.89	0-360	150	H
2	* 11.65102	25.65	PK	38.7	-21.6	0	42.75	-	-	74	-31.25	-	-	0-360	150	V
4	17.47864	23.86	PK	41.2	-16.6	0	48.46	-	-	-	-	68.2	-19.74	0-360	250	V
6	8.84423	26.71	PK	36.5	-24.1	0	39.11	-	-	-	-	68.2	-29.09	0-360	250	V

* - indicates frequency in CFR47 Pt 15 / IC RSS-Restricted Band
PK – Peak detector

Note: Only peak measurement was performed. Because peak measurement result of unwanted emission is less than average limit (54dBuV/m).

UL Korea, Ltd. Confidential
This report shall not be reproduced except in full, without the written approval of UL Korea, Ltd.

HE20 SU mode (ANT_2)

LOW CHANNEL HORIZONTAL

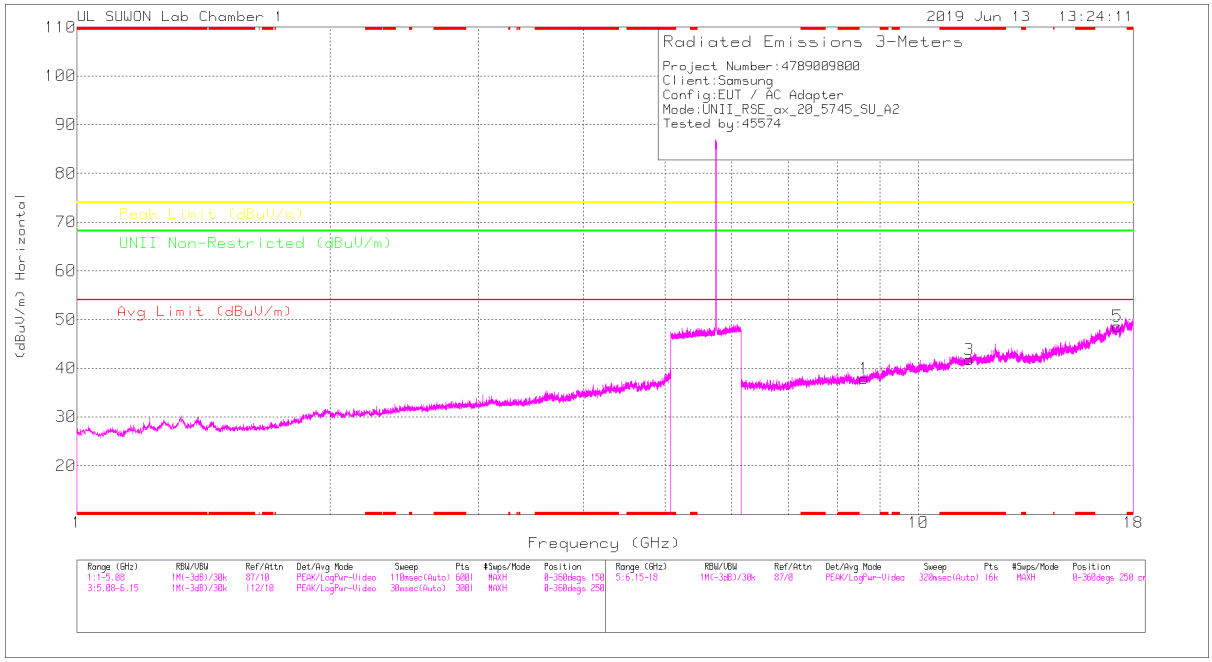

LOW CHANNEL VERTICAL

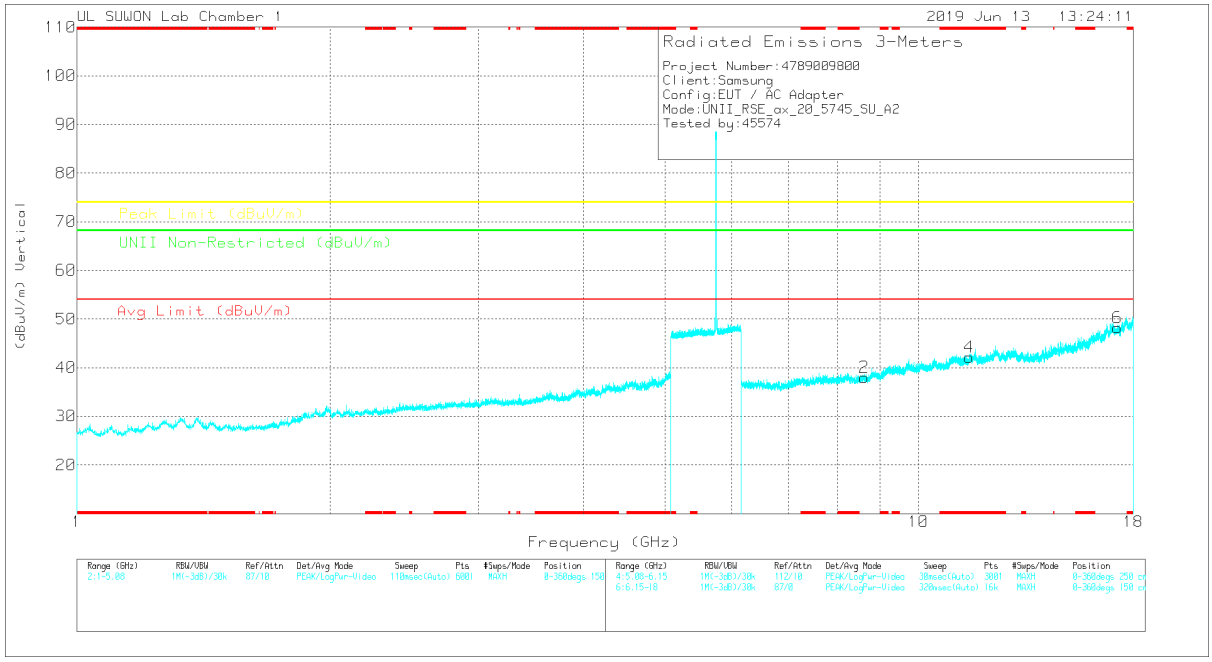

Note: Emission was scanned up to 40GHz; No emissions were detected above the noise floor which was at least 20dB below the specification limit.

UL Korea, Ltd. Confidential
This report shall not be reproduced except in full, without the written approval of UL Korea, Ltd.

LOW CHANNEL DATA

Trace Markers

Marker	Frequency (GHz)	Meter Reading (dBuV)	Det	3117_00168717	6GHz_HP[dB]	DC Corr (dB)	Corrected Reading (dBuV/m)	Avg Limit (dBuV/m)	Margin (dB)	Peak Limit (dBuV/m)	Margin (dB)	UNII Non-Restricted (dBuV/m)	Margin (dB)	Azimuth (Degs)	Height (cm)	Polarity
1	8.61761	26.07	PK	36.3	-24.5	0	37.87	-	-	-	-	68.2	-30.33	0-360	150	H
3	* 11.4918	25.6	PK	38.5	-22.3	0	41.8	-	-	74	-32.2	-	-	0-360	250	H
5	17.23499	24.01	PK	41.3	-16.7	0	48.61	-	-	-	-	68.2	-19.59	0-360	250	H
2	8.61761	26.15	PK	36.3	-24.5	0	37.95	-	-	-	-	68.2	-30.25	0-360	250	V
4	* 11.49106	25.89	PK	38.5	-22.3	0	42.09	-	-	74	-31.91	-	-	0-360	250	V
6	17.23499	23.63	PK	41.3	-16.7	0	48.23	-	-	-	-	68.2	-19.97	0-360	250	V

* - indicates frequency in CFR47 Pt 15 / IC RSS-Restricted Band
PK – Peak detector

Note: Only peak measurement was performed. Because peak measurement result of unwanted emission is less than average limit (54dBuV/m).

UL Korea, Ltd. Suwon Laboratory FORM ID: FCC_15E
218 Maeyeong-ro, Yeongtong-gu, Suwon-si, Gyeonggi-do, 16675 Korea TEL: (031) 337-9902,FAX: (031) 213-5433
UL Korea, Ltd. Confidential
This report shall not be reproduced except in full, without the written approval of UL Korea, Ltd.

MID CHANNEL HORIZONTAL

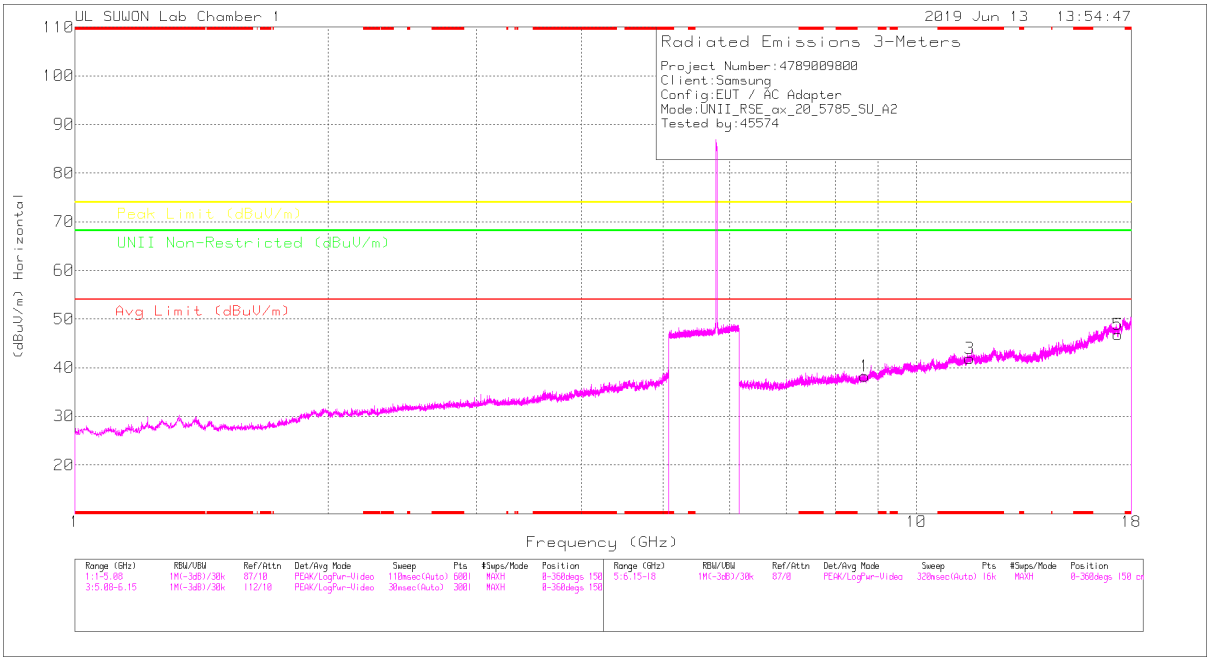

MID CHANNEL VERTICAL

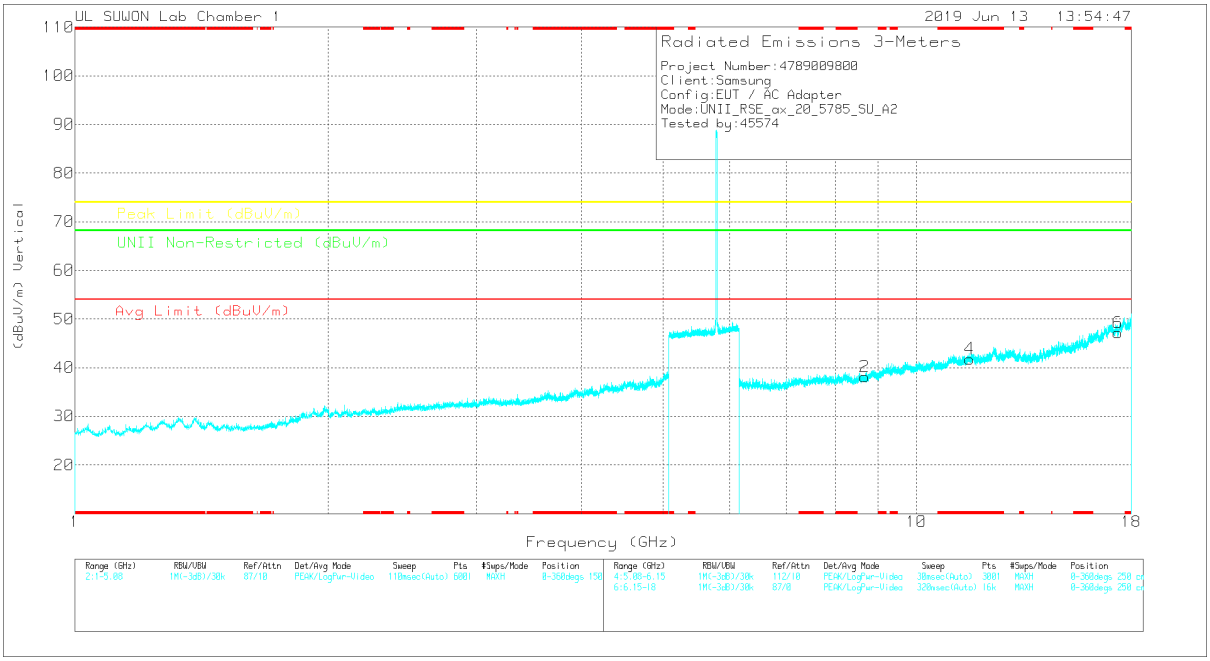

Note: Emission was scanned up to 40GHz; No emissions were detected above the noise floor which was at least 20dB below the specification limit.

UL Korea, Ltd. Confidential
This report shall not be reproduced except in full, without the written approval of UL Korea, Ltd.

MID CHANNEL DATA

Trace Markers

Marker	Frequency (GHz)	Meter Reading (dBuV)	Det	3117_00168717	6GHz_HP[dB]	DC Corr (dB)	Corrected Reading (dBuV/m)	Avg Limit (dBuV/m)	Margin (dB)	Peak Limit (dBuV/m)	Margin (dB)	UNII Non-Restricted (dBuV/m)	Margin (dB)	Azimuth (Degs)	Height (cm)	Polarity
1	8.67834	27.23	PK	36.4	-25.4	0	38.23	-	-	-	-	68.2	-29.97	0-360	150	H
3	* 11.5703	25.75	PK	38.6	-22.5	0	41.85	-	-	74	-32.15	-	-	0-360	150	H
5	17.35644	23.23	PK	41.2	-17.6	0	46.83	-	-	-	-	68.2	-21.37	0-360	150	H
2	8.67908	27.17	PK	36.4	-25.4	0	38.17	-	-	-	-	68.2	-30.03	0-360	150	V
4	* 11.57104	25.71	PK	38.6	-22.5	0	41.81	-	-	74	-32.19	-	-	0-360	150	V
6	17.35718	23.61	PK	41.2	-17.6	0	47.21	-	-	-	-	68.2	-20.99	0-360	250	V

* - indicates frequency in CFR47 Pt 15 / IC RSS-Restricted Band
PK – Peak detector

Note: Only peak measurement was performed. Because peak measurement result of unwanted emission is less than average limit (54dBuV/m).

UL Korea, Ltd. Suwon Laboratory FORM ID: FCC_15E
218 Maeyeong-ro, Yeongtong-gu, Suwon-si, Gyeonggi-do, 16675 Korea TEL: (031) 337-9902,FAX: (031) 213-5433
UL Korea, Ltd. Confidential
This report shall not be reproduced except in full, without the written approval of UL Korea, Ltd.

HIGH CHANNEL HORIZONTAL

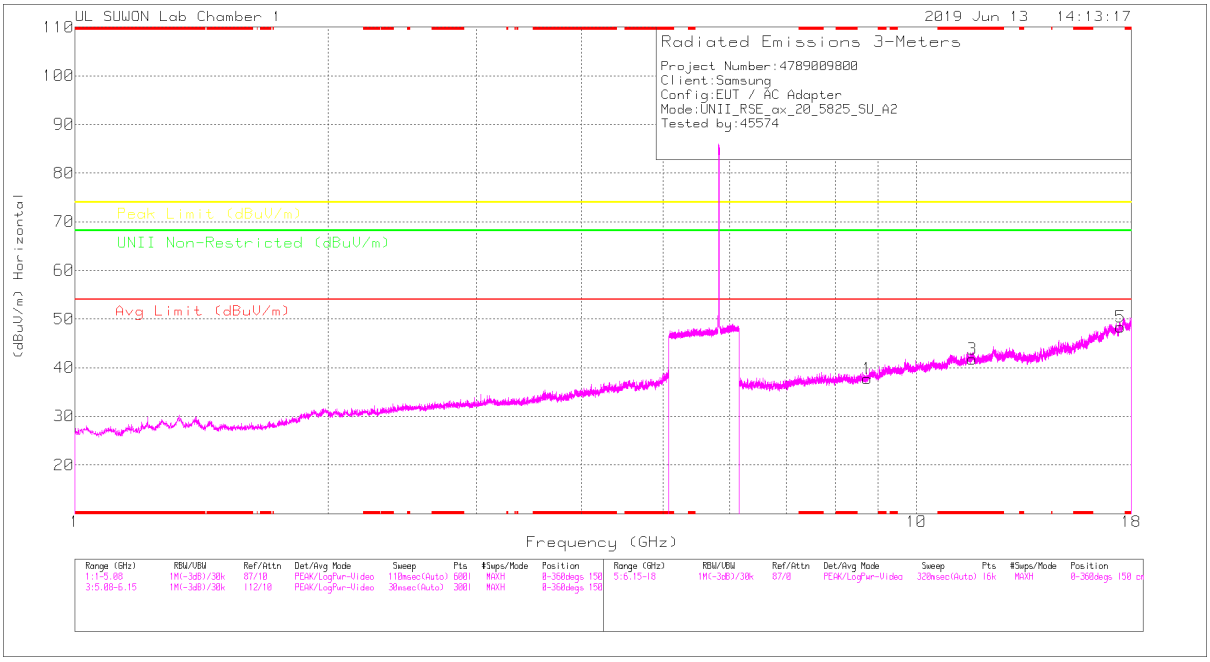

HIGH CHANNEL VERTICAL

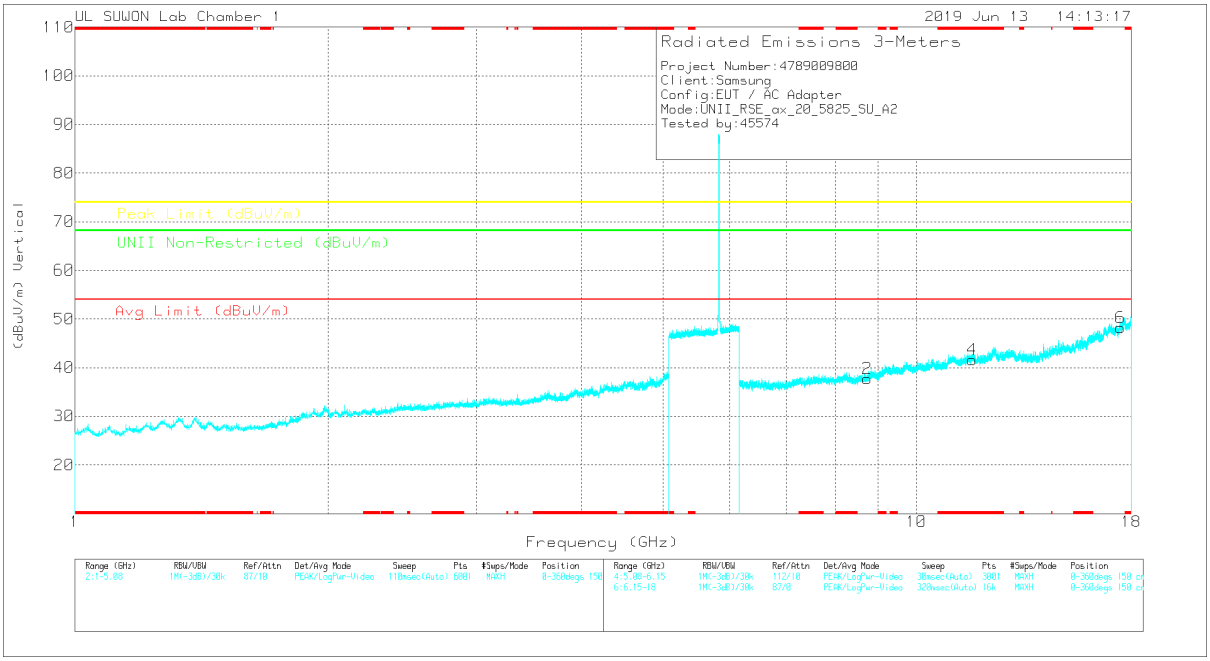

Note: Emission was scanned up to 40GHz; No emissions were detected above the noise floor which was at least 20dB below the specification limit.

UL Korea, Ltd. Confidential
This report shall not be reproduced except in full, without the written approval of UL Korea, Ltd.

HIGH CHANNEL DATA

Trace Markers

Marker	Frequency (GHz)	Meter Reading (dBuV)	Det	3117_00168717	6GHz_HP[dB]	DC Corr (dB)	Corrected Reading (dBuV/m)	Avg Limit (dBuV/m)	Margin (dB)	Peak Limit (dBuV/m)	Margin (dB)	UNII Non-Restricted (dBuV/m)	Margin (dB)	Azimuth (Degs)	Height (cm)	Polarity
1	8.73832	26.82	PK	36.4	-25.5	0	37.72	-	-	-	-	68.2	-30.48	0-360	250	H
3	* 11.65102	24.62	PK	38.7	-21.6	0	41.72	-	-	74	-32.28	-	-	0-360	250	H
5	17.47568	23.69	PK	41.2	-16.5	0	48.39	-	-	-	-	68.2	-19.81	0-360	250	H
2	8.73684	26.74	PK	36.4	-25.4	0	37.74	-	-	-	-	68.2	-30.46	0-360	250	V
4	* 11.65102	24.51	PK	38.7	-21.6	0	41.61	-	-	74	-32.39	-	-	0-360	150	V
6	17.47493	23.5	PK	41.2	-16.5	0	48.2	-	-	-	-	68.2	-20	0-360	150	V

* - indicates frequency in CFR47 Pt 15 / IC RSS-Restricted Band
PK – Peak detector

Note: Only peak measurement was performed. Because peak measurement result of unwanted emission is less than average limit (54dBuV/m).

UL Korea, Ltd. Suwon Laboratory FORM ID: FCC_15E
218 Maeyeong-ro, Yeongtong-gu, Suwon-si, Gyeonggi-do, 16675 Korea TEL: (031) 337-9902,FAX: (031) 213-5433
UL Korea, Ltd. Confidential
This report shall not be reproduced except in full, without the written approval of UL Korea, Ltd.

HE40 SU mode (ANT_1)

LOW CHANNEL HORIZONTAL

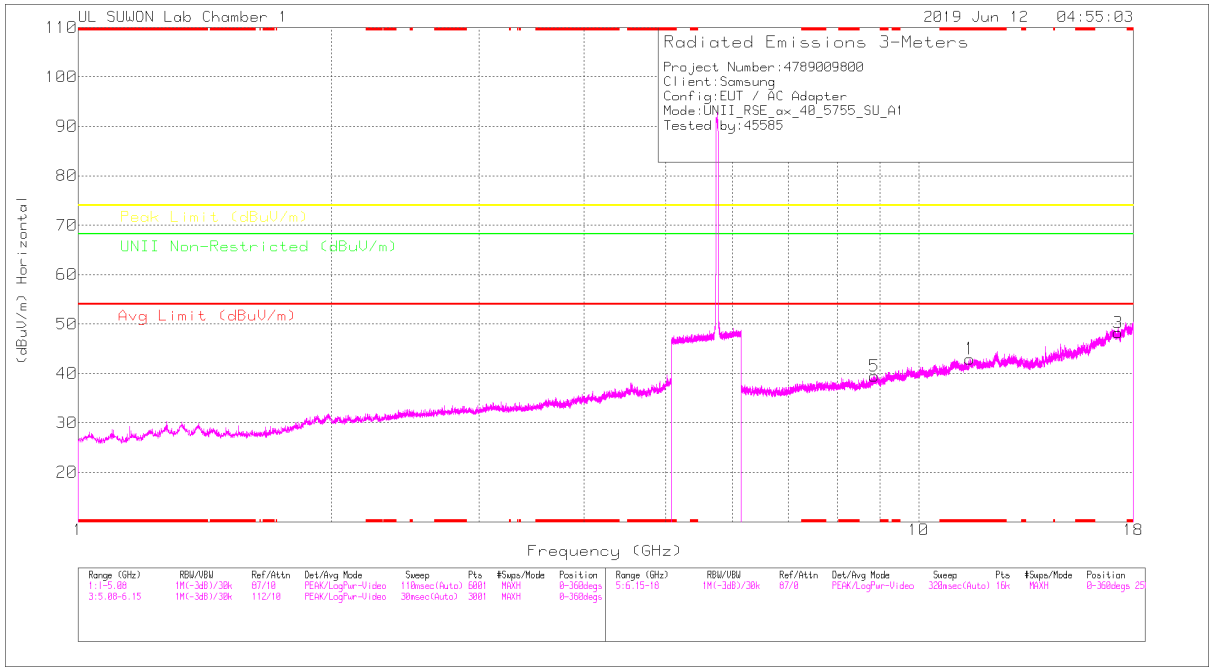

LOW CHANNEL VERTICAL

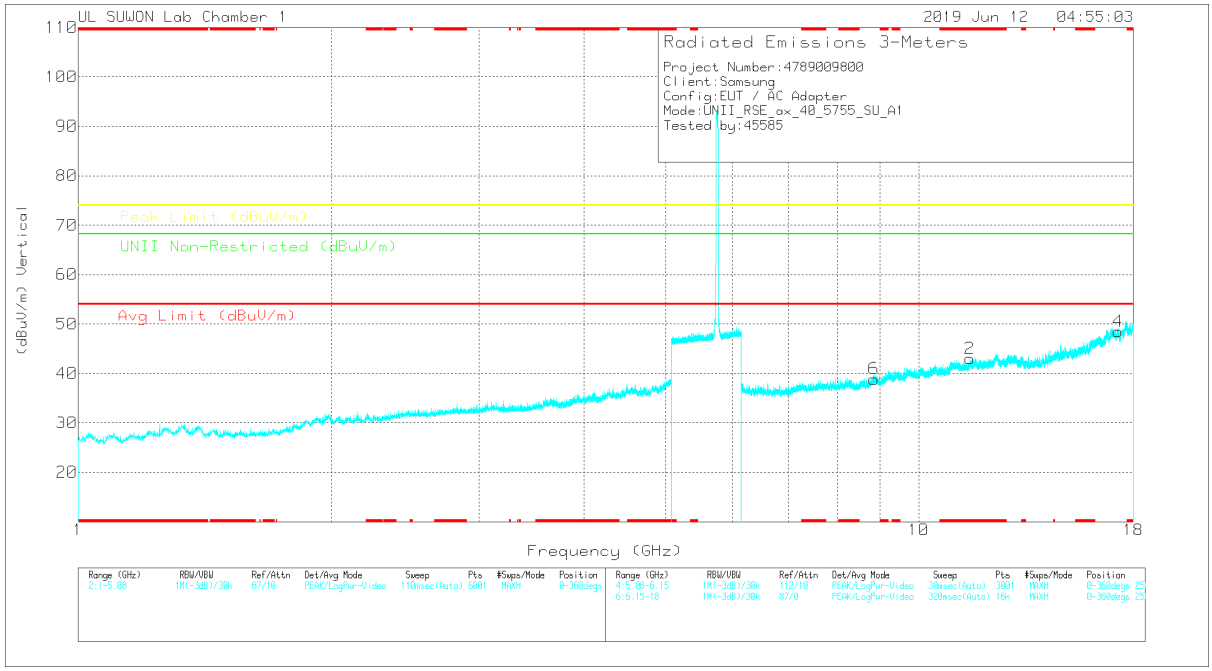

Note: Emission was scanned up to 40GHz; No emissions were detected above the noise floor which was at least 20dB below the specification limit.

UL Korea, Ltd. Confidential
This report shall not be reproduced except in full, without the written approval of UL Korea, Ltd.

LOW CHANNEL DATA

Trace Markers

Marker	Frequency (GHz)	Meter Reading (dBuV)	Det	3117_00168717	6GHz_HP[dB]	DC Corr (dB)	Corrected Reading (dBuV/m)	Avg Limit (dBuV/m)	Margin (dB)	Peak Limit (dBuV/m)	Margin (dB)	UNII Non-Restricted (dBuV/m)	Margin (dB)	Azimuth (Degs)	Height (cm)	Polarity
1	* 11.50439	26.74	PK	38.5	-22.3	0	42.94	-	-	74	-31.06	-	-	0-360	250	H
3	17.26535	23.45	PK	41.3	-16.5	0	48.25	-	-	-	-	68.2	-19.95	0-360	250	H
5	8.85237	26.95	PK	36.5	-24	0	39.45	-	-	-	-	68.2	-28.75	0-360	250	H
2	* 11.50587	26.84	PK	38.5	-22.3	0	43.04	-	-	74	-30.96	-	-	0-360	250	V
4	17.26609	23.57	PK	41.3	-16.4	0	48.47	-	-	-	-	68.2	-19.73	0-360	150	V
6	8.84867	26.5	PK	36.5	-24.1	0	38.9	-	-	-	-	68.2	-29.3	0-360	250	V

* - indicates frequency in CFR47 Pt 15 / IC RSS-Restricted Band
PK – Peak detector

Note: Only peak measurement was performed. Because peak measurement result of unwanted emission is less than average limit (54dBuV/m).

UL Korea, Ltd. Confidential
This report shall not be reproduced except in full, without the written approval of UL Korea, Ltd.

HIGH CHANNEL HORIZONTAL

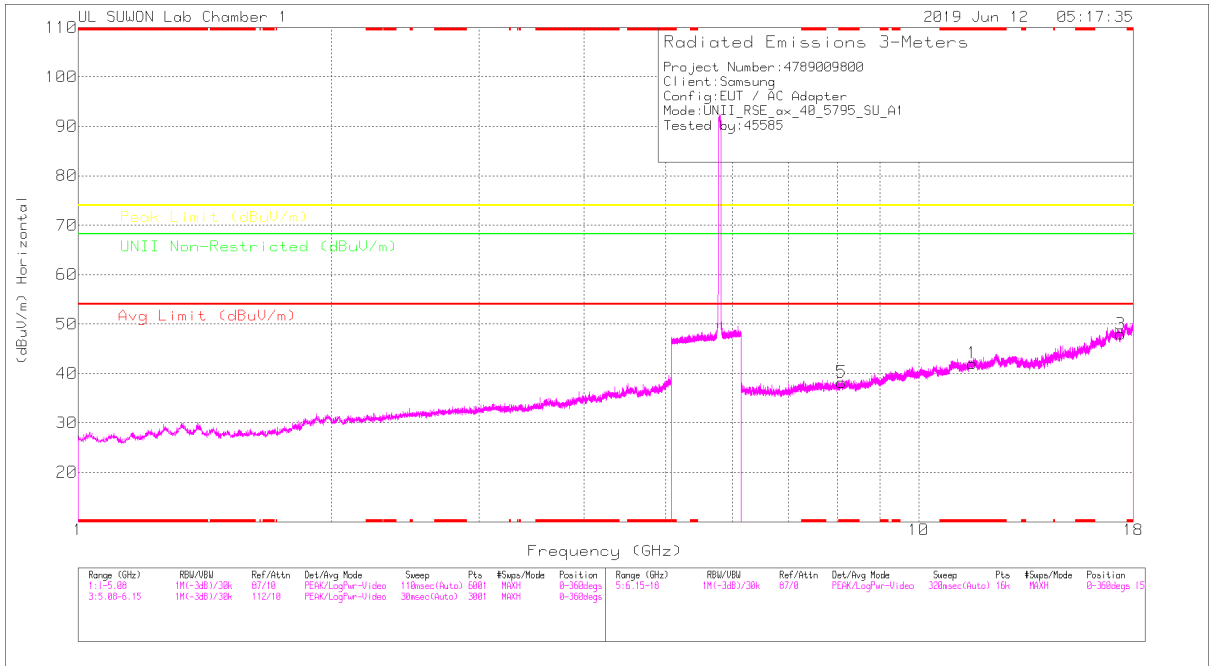

HIGH CHANNEL VERTICAL

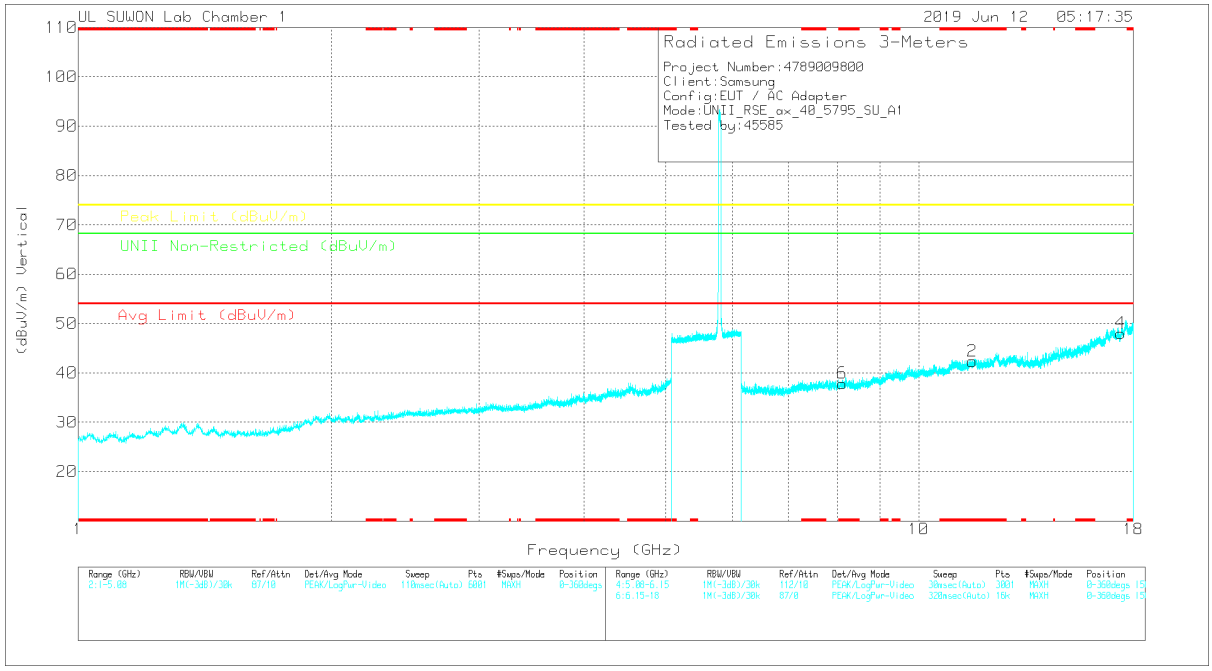

Note: Emission was scanned up to 40GHz; No emissions were detected above the noise floor which was at least 20dB below the specification limit.

UL Korea, Ltd. Confidential
This report shall not be reproduced except in full, without the written approval of UL Korea, Ltd.

HIGH CHANNEL DATA

Trace Markers

Marker	Frequency (GHz)	Meter Reading (dBuV)	Det	3117_00168717	6GHz_HP[dB]	DC Corr (dB)	Corrected Reading (dBuV/m)	Avg Limit (dBuV/m)	Margin (dB)	Peak Limit (dBuV/m)	Margin (dB)	UNII Non-Restricted (dBuV/m)	Margin (dB)	Azimuth (Degs)	Height (cm)	Polarity
1	* 11.58881	25.88	PK	38.6	-22.4	0	42.08	-	-	74	-31.92	-	-	0-360	150	H
3	17.38903	23.9	PK	41.2	-17.1	0	48	-	-	-	-	68.2	-20.2	0-360	150	H
5	* 8.0955	28.35	PK	36.2	-26.3	0	38.25	-	-	74	-35.75	-	-	0-360	250	H
2	* 11.58807	26.15	PK	38.6	-22.4	0	42.35	-	-	74	-31.65	-	-	0-360	250	V
4	17.38607	24.05	PK	41.2	-17.2	0	48.05	-	-	-	-	68.2	-20.15	0-360	250	V
6	* 8.11476	28.08	PK	36.2	-26.4	0	37.88	-	-	74	-36.12	-	-	0-360	250	V

* - indicates frequency in CFR47 Pt 15 / IC RSS-Restricted Band
PK – Peak detector

Note: Only peak measurement was performed. Because peak measurement result of unwanted emission is less than average limit (54dBuV/m).

UL Korea, Ltd. Suwon Laboratory FORM ID: FCC_15E
218 Maeyeong-ro, Yeongtong-gu, Suwon-si, Gyeonggi-do, 16675 Korea TEL: (031) 337-9902,FAX: (031) 213-5433
UL Korea, Ltd. Confidential
This report shall not be reproduced except in full, without the written approval of UL Korea, Ltd.

HE40 SU mode (ANT_2)

LOW CHANNEL HORIZONTAL

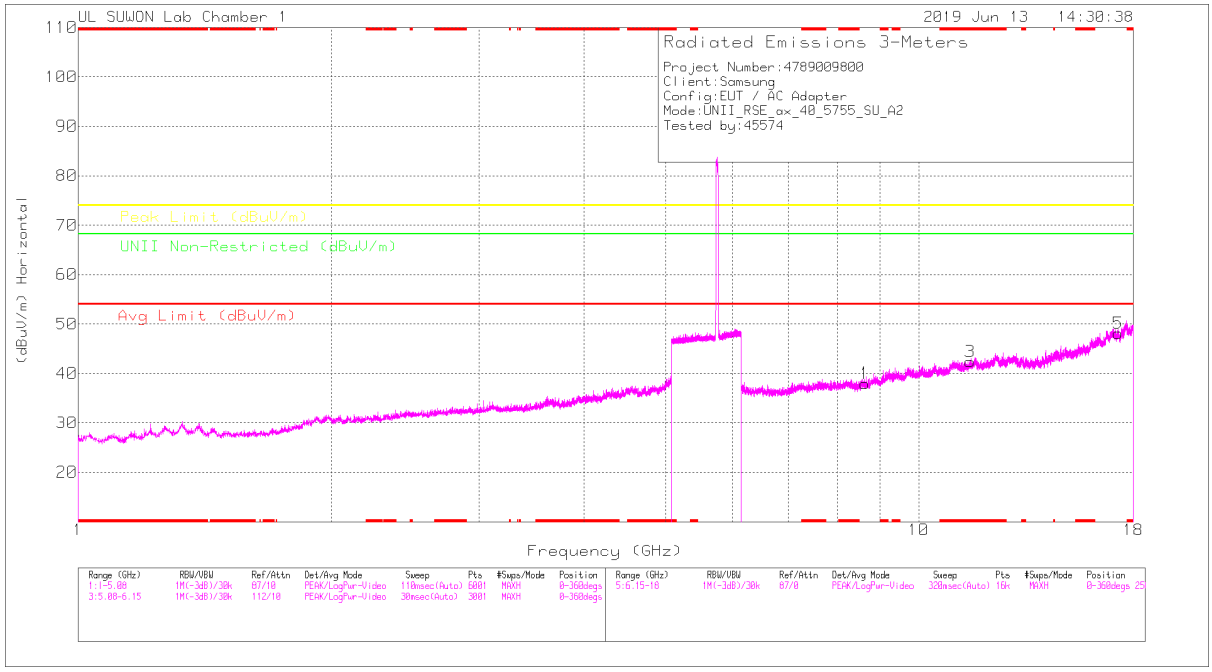

LOW CHANNEL VERTICAL

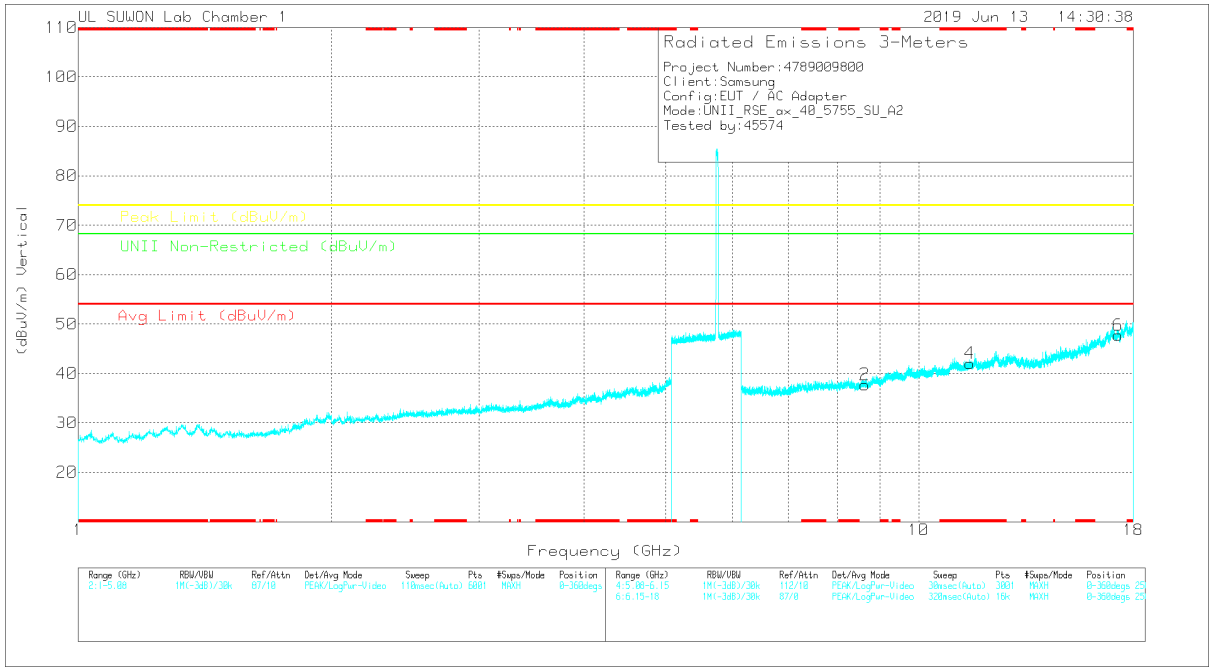

Note: Emission was scanned up to 40GHz; No emissions were detected above the noise floor which was at least 20dB below the specification limit.

UL Korea, Ltd. Confidential
This report shall not be reproduced except in full, without the written approval of UL Korea, Ltd.

LOW CHANNEL DATA

Trace Markers

Marker	Frequency (GHz)	Meter Reading (dBuV)	Det	3117_00168717	6GHz_HP[dB]	DC Corr (dB)	Corrected Reading (dBuV/m)	Avg Limit (dBuV/m)	Margin (dB)	Peak Limit (dBuV/m)	Margin (dB)	UNII Non-Restricted (dBuV/m)	Margin (dB)	Azimuth (Degs)	Height (cm)	Polarity
1	8.63242	26.46	PK	36.3	-24.8	0	37.96	-	-	-	-	68.2	-30.24	0-360	150	H
3	* 11.51179	26.16	PK	38.5	-22.3	0	42.36	-	-	74	-31.64	-	-	0-360	150	H
5	17.26461	23.33	PK	41.3	-16.5	0	48.13	-	-	-	-	68.2	-20.07	0-360	150	H
2	8.63242	26.24	PK	36.3	-24.8	0	37.74	-	-	-	-	68.2	-30.46	0-360	250	V
4	* 11.51105	25.84	PK	38.5	-22.3	0	42.04	-	-	74	-31.96	-	-	0-360	150	V
6	17.26535	22.92	PK	41.3	-16.5	0	47.72	-	-	-	-	68.2	-20.48	0-360	250	V

* - indicates frequency in CFR47 Pt 15 / IC RSS-Restricted Band
PK – Peak detector

Note: Only peak measurement was performed. Because peak measurement result of unwanted emission is less than average limit (54dBuV/m).

UL Korea, Ltd. Confidential
This report shall not be reproduced except in full, without the written approval of UL Korea, Ltd.

HIGH CHANNEL HORIZONTAL

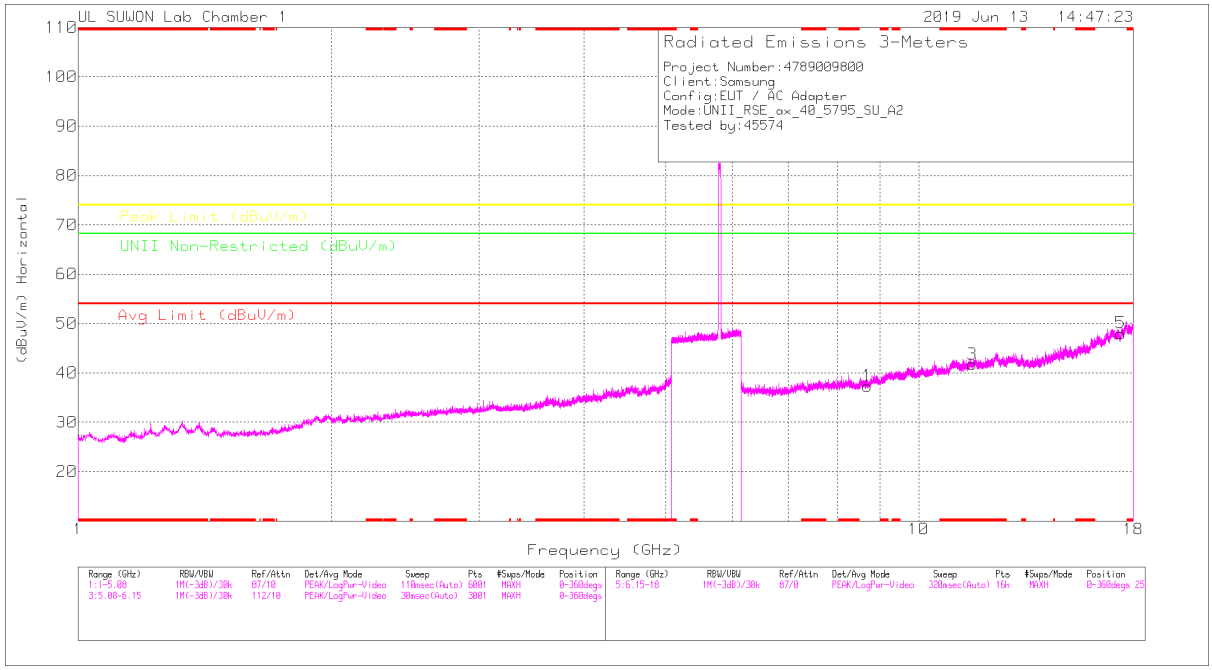

HIGH CHANNEL VERTICAL

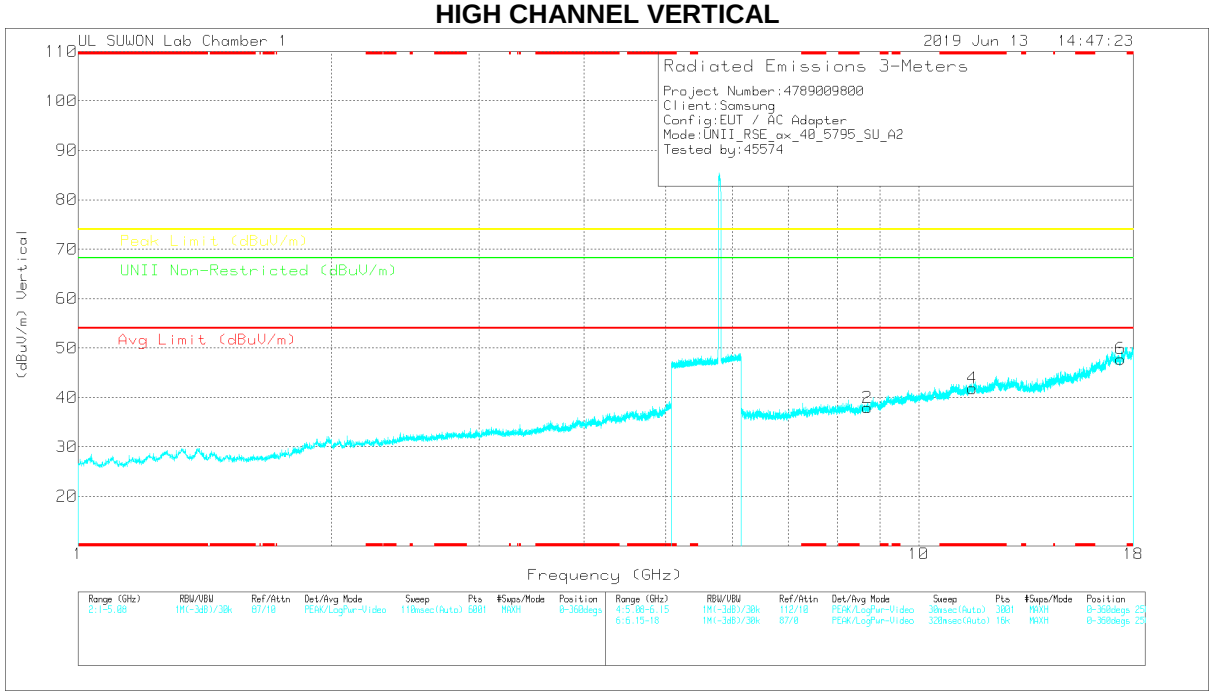

Note: Emission was scanned up to 40GHz; No emissions were detected above the noise floor which was at least 20dB below the specification limit.

UL Korea, Ltd. Confidential
This report shall not be reproduced except in full, without the written approval of UL Korea, Ltd.

HIGH CHANNEL DATA

Trace Markers

Marker	Frequency (GHz)	Meter Reading (dBuV)	Det	3117_00168717	6GHz_HP[dB]	DC Corr (dB)	Corrected Reading (dBuV/m)	Avg Limit (dBuV/m)	Margin (dB)	Peak Limit (dBuV/m)	Margin (dB)	UNII Non-Restricted (dBuV/m)	Margin (dB)	Azimuth (Degs)	Height (cm)	Polarity
1	8.69241	26.44	PK	36.4	-25.5	0	37.34	-	-	-	-	68.2	-30.86	0-360	250	H
3	* 11.59029	25.57	PK	38.6	-22.4	0	41.77	-	-	74	-32.23	-	-	0-360	150	H
5	17.38607	24.06	PK	41.2	-17.2	0	48.06	-	-	-	-	68.2	-20.14	0-360	250	H
2	8.69167	27.02	PK	36.4	-25.5	0	37.92	-	-	-	-	68.2	-30.28	0-360	250	V
4	* 11.58955	25.65	PK	38.6	-22.4	0	41.85	-	-	74	-32.15	-	-	0-360	150	V
6	17.38532	23.8	PK	41.2	-17.2	0	47.8	-	-	-	-	68.2	-20.4	0-360	250	V

* - indicates frequency in CFR47 Pt 15 / IC RSS-Restricted Band
PK – Peak detector

Note: Only peak measurement was performed. Because peak measurement result of unwanted emission is less than average limit (54dBuV/m).

UL Korea, Ltd. Confidential
This report shall not be reproduced except in full, without the written approval of UL Korea, Ltd.

HE80 SU mode (ANT_1)

MID CHANNEL HORIZONTAL

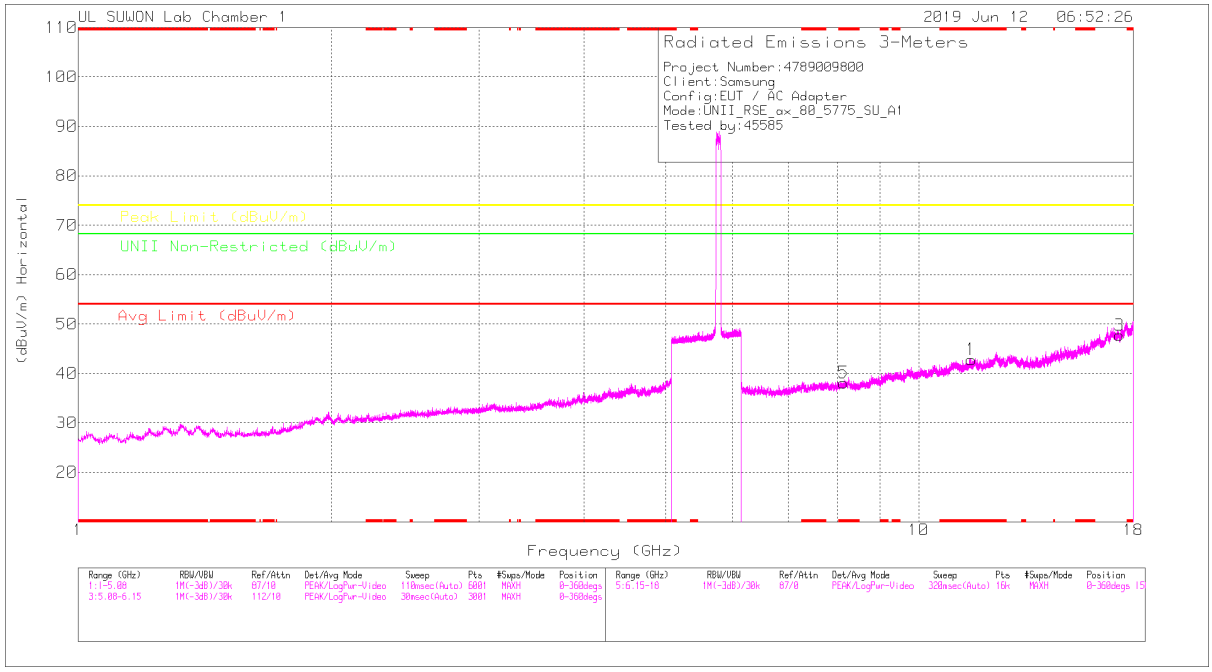

MID CHANNEL VERTICAL

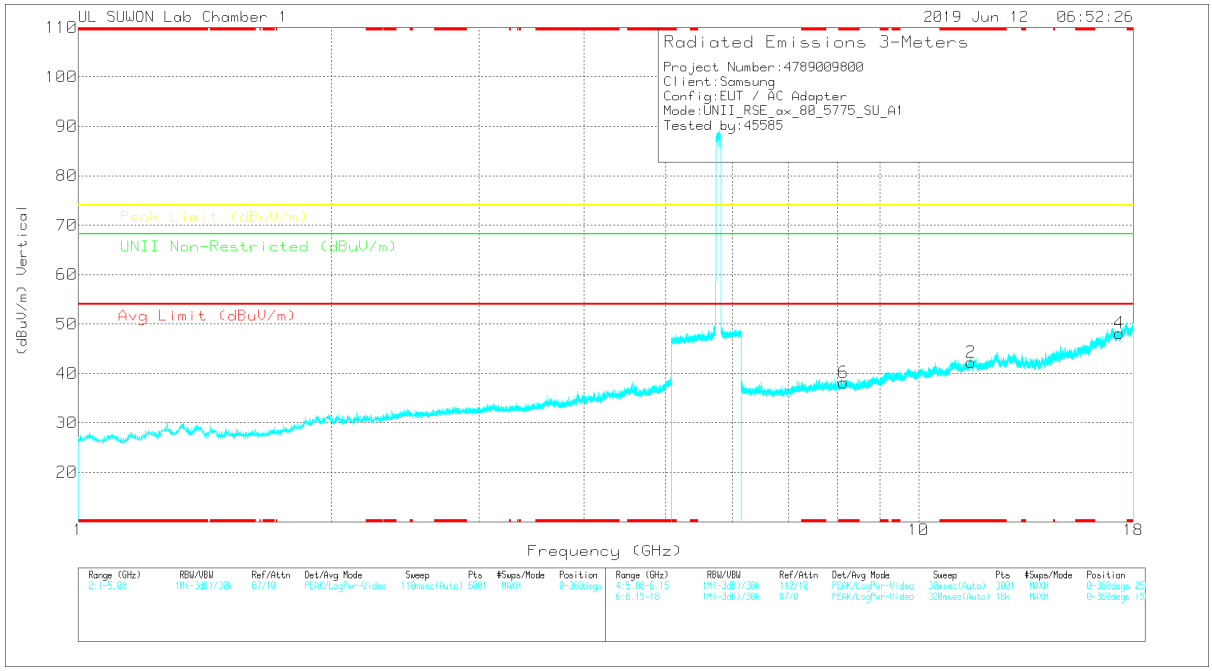

Note: Emission was scanned up to 40GHz; No emissions were detected above the noise floor which was at least 20dB below the specification limit.

UL Korea, Ltd. Confidential
This report shall not be reproduced except in full, without the written approval of UL Korea, Ltd.

MID CHANNEL DATA

Trace Markers

Marker	Frequency (GHz)	Meter Reading (dBuV)	Det	3117_00168717	6GHz_HP[dB]	DC Corr (dB)	Corrected Reading (dBuV/m)	Avg Limit (dBuV/m)	Margin (dB)	Peak Limit (dBuV/m)	Margin (dB)	UNII Non-Restricted (dBuV/m)	Margin (dB)	Azimuth (Degs)	Height (cm)	Polarity
1	* 11.55178	26.73	PK	38.6	-22.5	0	42.83	-	-	74	-31.17	-	-	0-360	250	H
3	17.32089	23.42	PK	41.3	-17	0	47.72	-	-	-	-	68.2	-20.48	0-360	250	H
5	* 8.14216	28.12	PK	36.3	-26.3	0	38.12	-	-	74	-35.88	-	-	0-360	150	H
2	* 11.55104	26.17	PK	38.6	-22.5	0	42.27	-	-	74	-31.73	-	-	0-360	150	V
4	17.32386	23.96	PK	41.3	-17.1	0	48.16	-	-	-	-	68.2	-20.04	0-360	250	V
6	* 8.14142	28.26	PK	36.3	-26.4	0	38.16	-	-	74	-35.84	-	-	0-360	250	V

* - indicates frequency in CFR47 Pt 15 / IC RSS-Restricted Band
PK – Peak detector

Note: Only peak measurement was performed. Because peak measurement result of unwanted emission is less than average limit (54dBuV/m).

UL Korea, Ltd. Confidential
This report shall not be reproduced except in full, without the written approval of UL Korea, Ltd.

HE80 SU mode (ANT_2)

MID CHANNEL HORIZONTAL

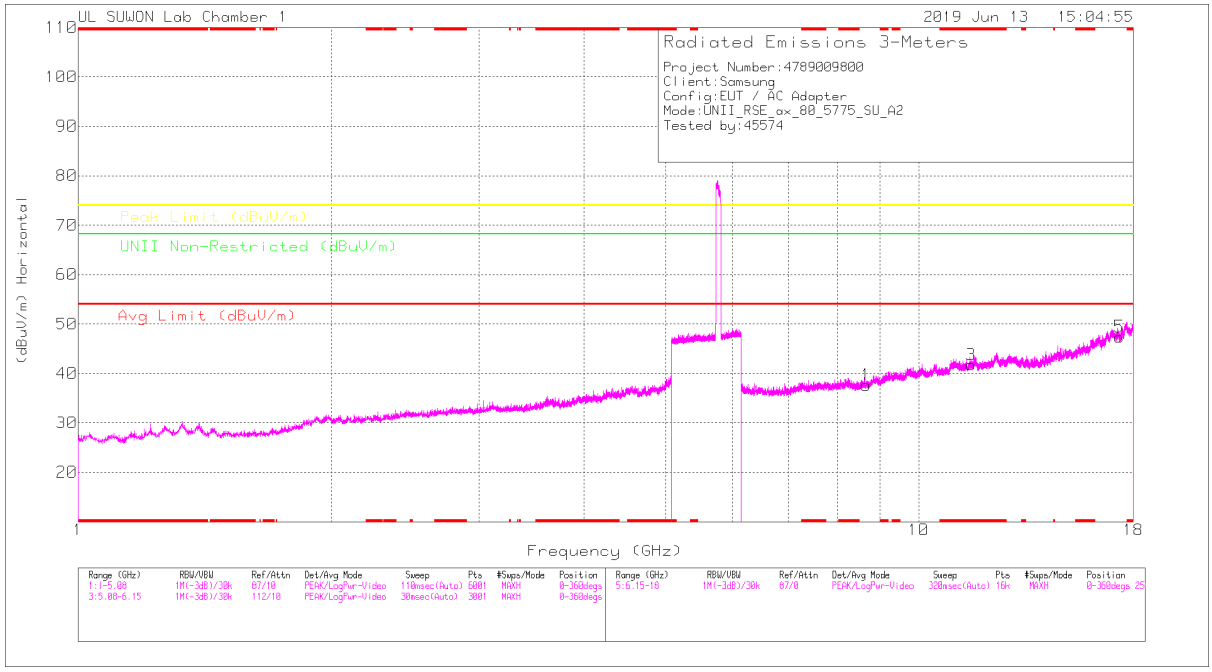

MID CHANNEL VERTICAL

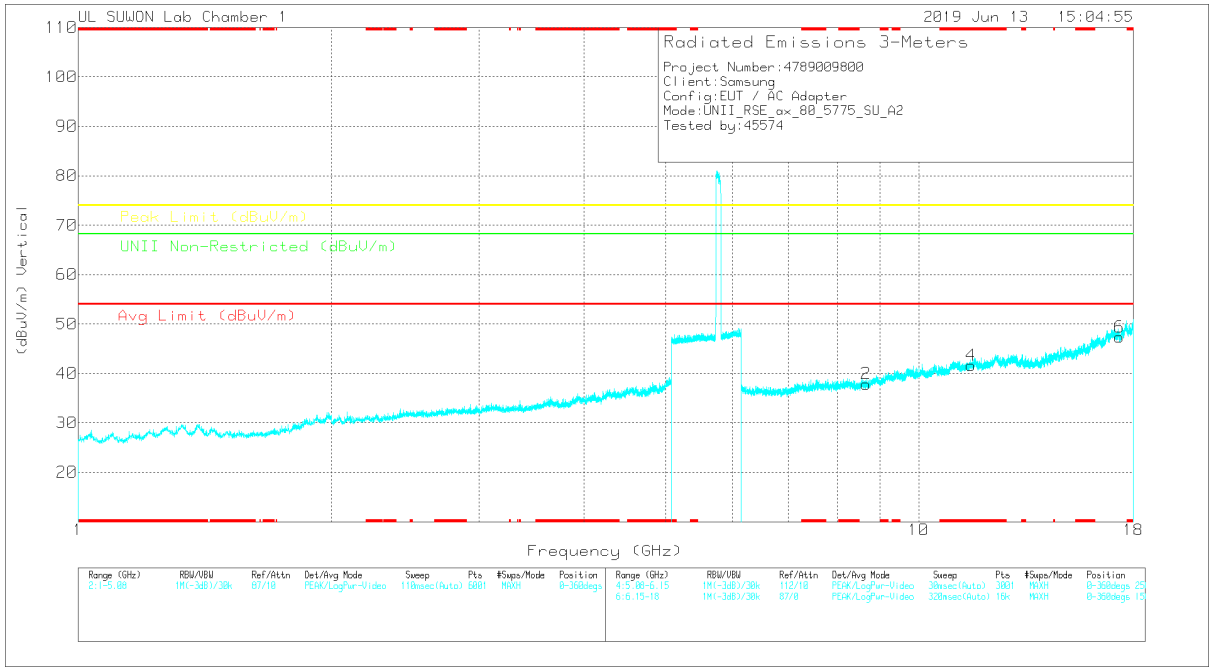

Note: Emission was scanned up to 40GHz; No emissions were detected above the noise floor which was at least 20dB below the specification limit.

UL Korea, Ltd. Confidential
This report shall not be reproduced except in full, without the written approval of UL Korea, Ltd.

MID CHANNEL DATA

Trace Markers

Marker	Frequency (GHz)	Meter Reading (dBuV)	Det	3117_00168717	6GHz_HP[dB]	DC Corr (dB)	Corrected Reading (dBuV/m)	Avg Limit (dBuV/m)	Margin (dB)	Peak Limit (dBuV/m)	Margin (dB)	UNII Non-Restricted (dBuV/m)	Margin (dB)	Azimuth (Degs)	Height (cm)	Polarity
1	8.66279	26.55	PK	36.4	-25.3	0	37.65	-	-	-	-	68.2	-30.55	0-360	250	H
3	* 11.5503	25.65	PK	38.6	-22.5	0	41.75	-	-	74	-32.25	-	-	0-360	150	H
5	17.32534	23.28	PK	41.2	-17.1	0	47.38	-	-	-	-	68.2	-20.82	0-360	150	H
2	8.66279	26.77	PK	36.4	-25.3	0	37.87	-	-	-	-	68.2	-30.33	0-360	250	V
4	* 11.5503	25.52	PK	38.6	-22.5	0	41.62	-	-	74	-32.38	-	-	0-360	150	V
6	17.3246	23.13	PK	41.3	-17.1	0	47.33	-	-	-	-	68.2	-20.87	0-360	250	V

* - indicates frequency in CFR47 Pt 15 / IC RSS-Restricted Band
PK – Peak detector

Note: Only peak measurement was performed. Because peak measurement result of unwanted emission is less than average limit (54dBuV/m).

UL Korea, Ltd. Confidential
This report shall not be reproduced except in full, without the written approval of UL Korea, Ltd.

HE20 RU mode (ANT_1 / 26T / Low: 4, Mid: 4, High: 4)

LOW CHANNEL HORIZONTAL

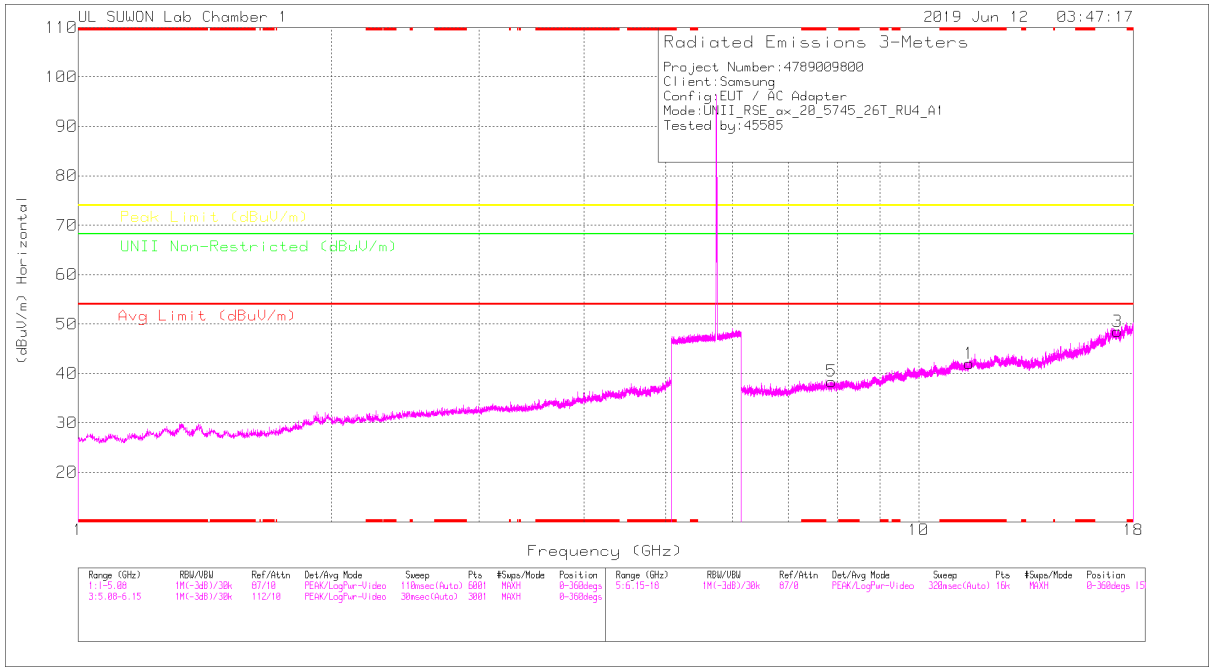

LOW CHANNEL VERTICAL

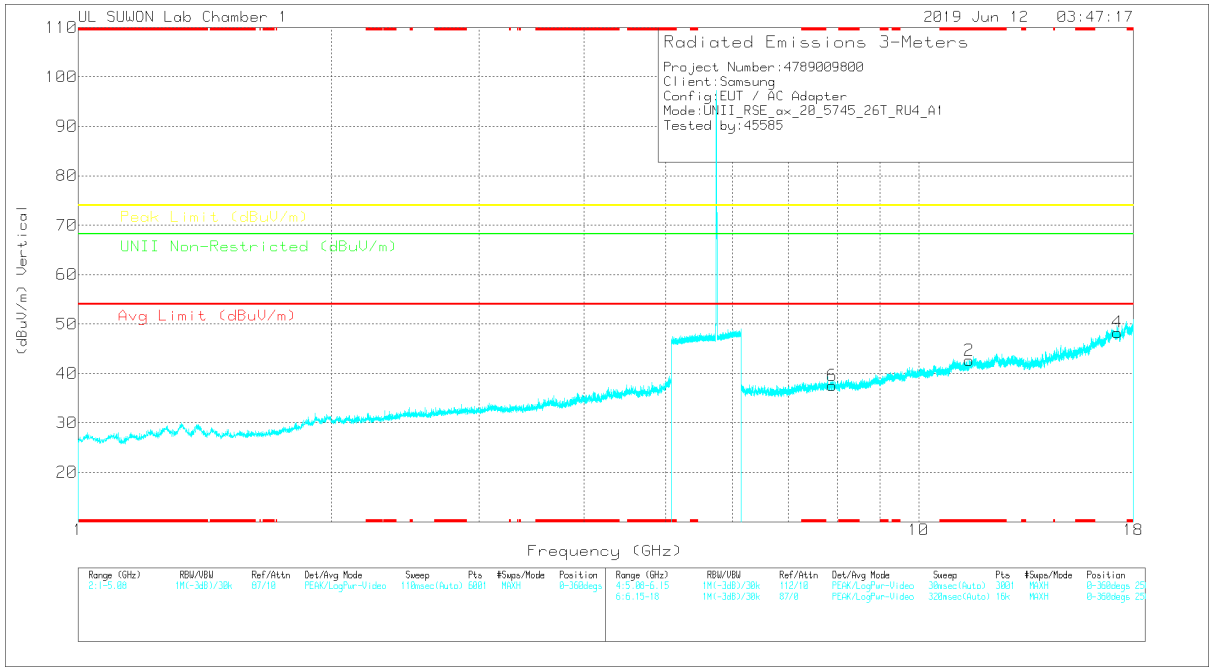

Note: Emission was scanned up to 40GHz; No emissions were detected above the noise floor which was at least 20dB below the specification limit.

UL Korea, Ltd. Confidential
This report shall not be reproduced except in full, without the written approval of UL Korea, Ltd.

LOW CHANNEL DATA

Trace Markers

Marker	Frequency (GHz)	Meter Reading (dBuV)	Det	3117_00168717	6GHz_HP[dB]	DC Corr (dB)	Corrected Reading (dBuV/m)	Avg Limit (dBuV/m)	Margin (dB)	Peak Limit (dBuV/m)	Margin (dB)	UNII Non-Restricted (dBuV/m)	Margin (dB)	Azimuth (Degs)	Height (cm)	Polarity
1	* 11.48958	25.79	PK	38.5	-22.3	0	41.99	-	-	74	-32.01	-	-	0-360	250	H
3	17.23277	23.99	PK	41.3	-16.8	0	48.49	-	-	-	-	68.2	-19.71	0-360	250	H
5	7.88147	28.99	PK	36	-26.6	0	38.39	-	-	-	-	68.2	-29.81	0-360	150	H
2	* 11.49106	26.42	PK	38.5	-22.3	0	42.62	-	-	74	-31.38	-	-	0-360	150	V
4	17.23054	23.81	PK	41.3	-16.8	0	48.31	-	-	-	-	68.2	-19.89	0-360	250	V
6	7.88666	28.07	PK	36	-26.5	0	37.57	-	-	-	-	68.2	-30.63	0-360	150	V

* - indicates frequency in CFR47 Pt 15 / IC RSS-Restricted Band
PK – Peak detector

Note: Only peak measurement was performed. Because peak measurement result of unwanted emission is less than average limit (54dBuV/m).

UL Korea, Ltd. Suwon Laboratory FORM ID: FCC_15E
218 Maeyeong-ro, Yeongtong-gu, Suwon-si, Gyeonggi-do, 16675 Korea TEL: (031) 337-9902,FAX: (031) 213-5433
UL Korea, Ltd. Confidential
This report shall not be reproduced except in full, without the written approval of UL Korea, Ltd.

MID CHANNEL HORIZONTAL

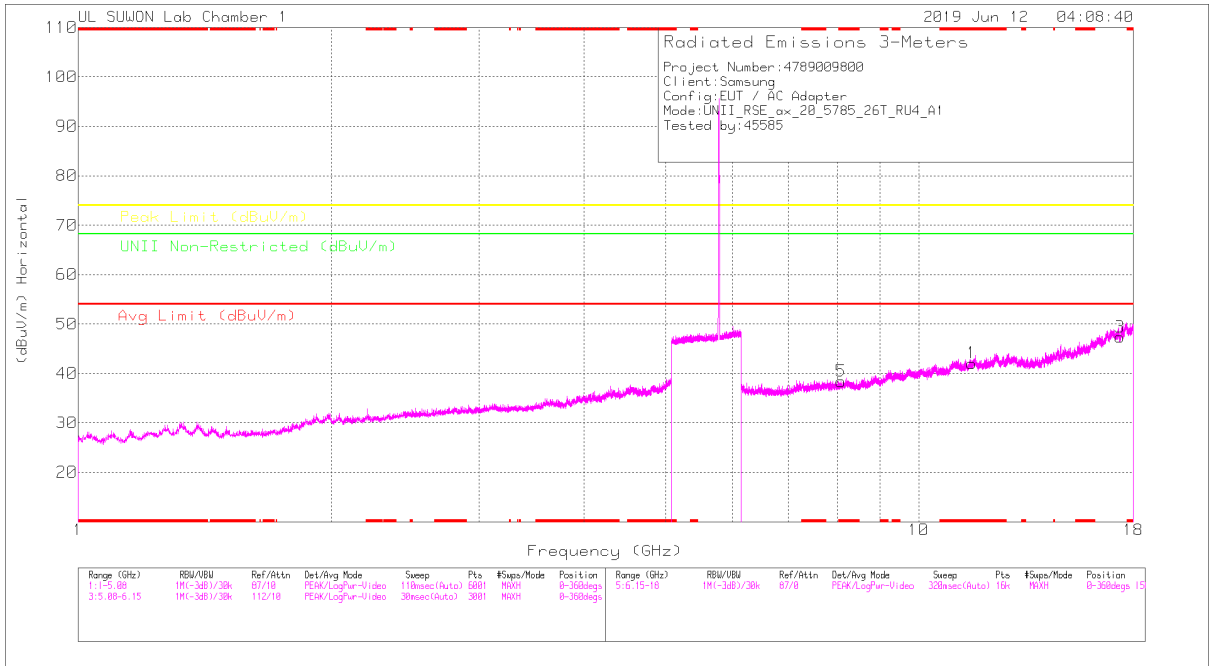

MID CHANNEL VERTICAL

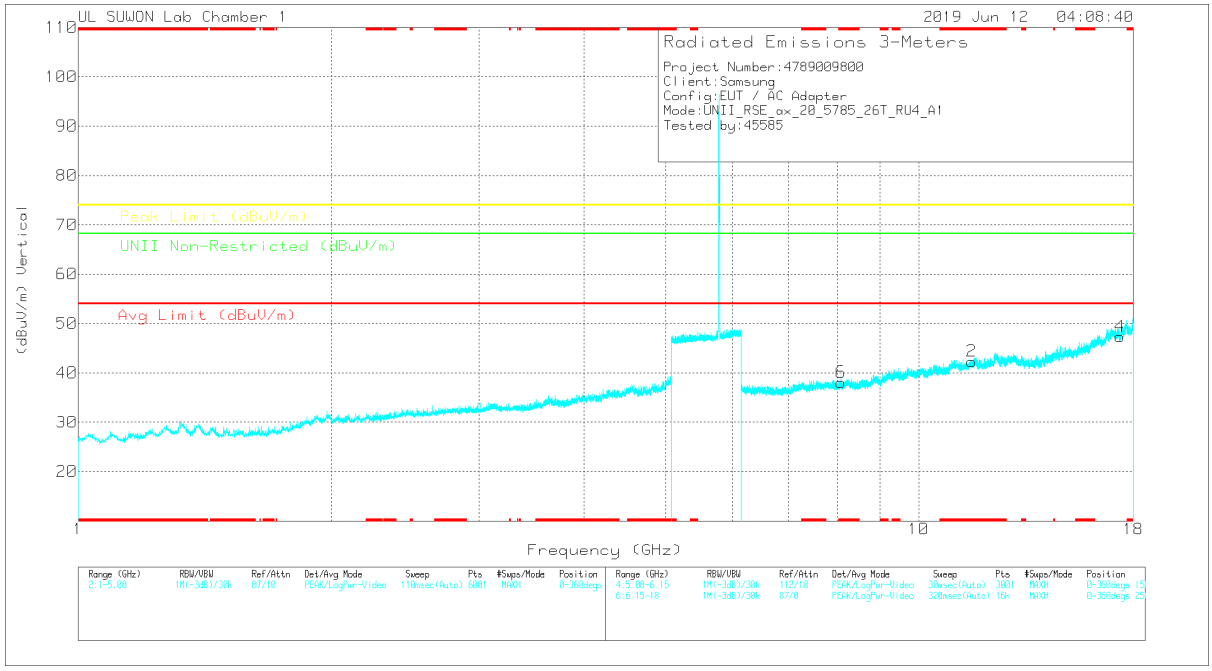

Note: Emission was scanned up to 40GHz; No emissions were detected above the noise floor which was at least 20dB below the specification limit.

UL Korea, Ltd. Confidential
This report shall not be reproduced except in full, without the written approval of UL Korea, Ltd.

MID CHANNEL DATA

Trace Markers

Marker	Frequency (GHz)	Meter Reading (dBuV)	Det	3117_00168717	6GHz_HP[dB]	DC Corr (dB)	Corrected Reading (dBuV/m)	Avg Limit (dBuV/m)	Margin (dB)	Peak Limit (dBuV/m)	Margin (dB)	UNII Non-Restricted (dBuV/m)	Margin (dB)	Azimuth (Degs)	Height (cm)	Polarity
1	* 11.56808	25.98	PK	38.6	-22.5	0	42.08	-	-	74	-31.92	-	-	0-360	150	H
3	17.35496	23.74	PK	41.2	-17.6	0	47.34	-	-	-	-	68.2	-20.86	0-360	150	H
5	* 8.08439	28.31	PK	36.2	-26.1	0	38.41	-	-	74	-35.59	-	-	0-360	250	H
2	* 11.56808	26.23	PK	38.6	-22.5	0	42.33	-	-	74	-31.67	-	-	0-360	150	V
4	17.3557	23.76	PK	41.2	-17.6	0	47.36	-	-	-	-	68.2	-20.84	0-360	250	V
6	* 8.08143	27.99	PK	36.2	-26.1	0	38.09	-	-	74	-35.91	-	-	0-360	250	V

* - indicates frequency in CFR47 Pt 15 / IC RSS-Restricted Band
PK – Peak detector

Note: Only peak measurement was performed. Because peak measurement result of unwanted emission is less than average limit (54dBuV/m).

UL Korea, Ltd. Confidential
This report shall not be reproduced except in full, without the written approval of UL Korea, Ltd.

HIGH CHANNEL HORIZONTAL

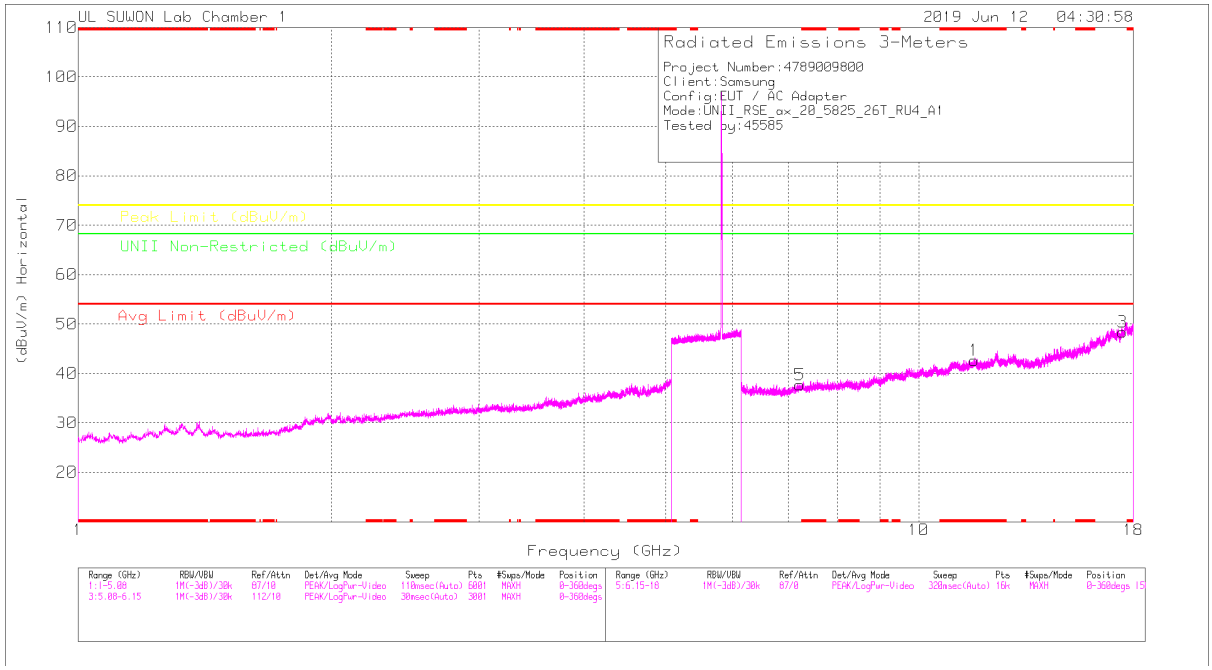

HIGH CHANNEL VERTICAL

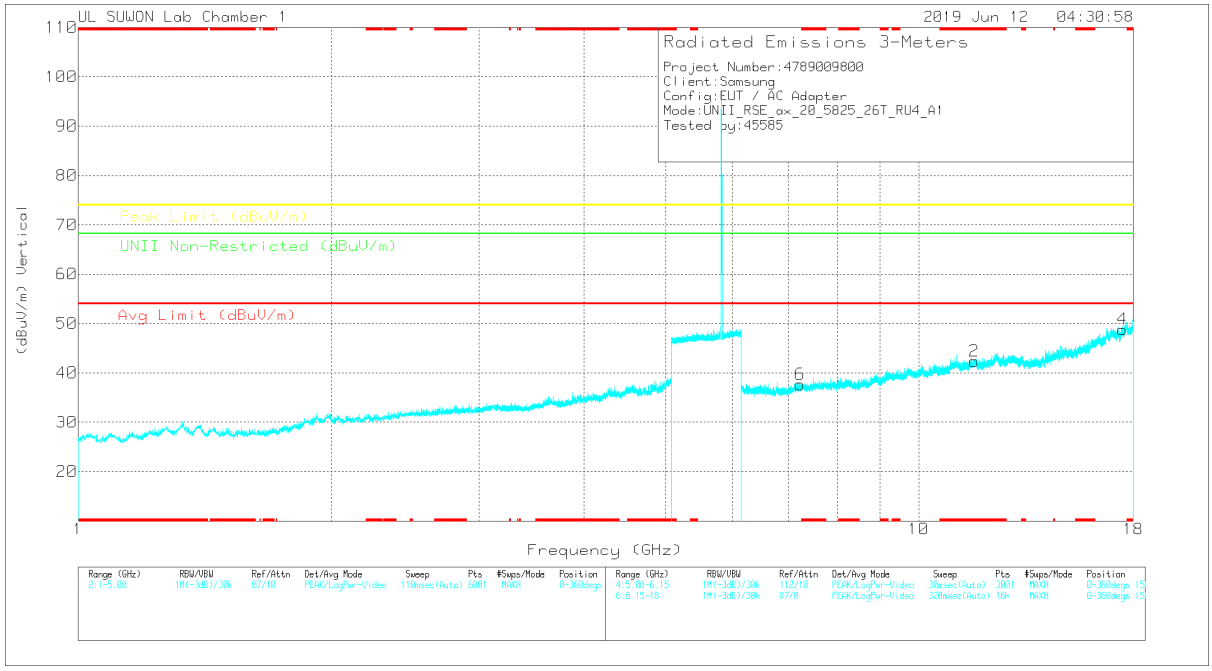

Note: Emission was scanned up to 40GHz; No emissions were detected above the noise floor which was at least 20dB below the specification limit.

UL Korea, Ltd. Confidential
This report shall not be reproduced except in full, without the written approval of UL Korea, Ltd.

HIGH CHANNEL DATA

Trace Markers

Marker	Frequency (GHz)	Meter Reading (dBuV)	Det	3117_00168717	6GHz_HP[dB]	DC Corr (dB)	Corrected Reading (dBuV/m)	Avg Limit (dBuV/m)	Margin (dB)	Peak Limit (dBuV/m)	Margin (dB)	UNII Non-Restricted (dBuV/m)	Margin (dB)	Azimuth (Degs)	Height (cm)	Polarity
1	* 11.65102	25.52	PK	38.7	-21.6	0	42.62	-	-	74	-31.38	-	-	0-360	250	H
3	17.47345	23.69	PK	41.2	-16.5	0	48.39	-	-	-	-	68.2	-19.81	0-360	150	H
5	7.22162	29.16	PK	35.8	-27.3	0	37.66	-	-	-	-	68.2	-30.54	0-360	150	H
2	* 11.64954	25.35	PK	38.7	-21.7	0	42.35	-	-	74	-31.65	-	-	0-360	150	V
4	17.47049	24.12	PK	41.2	-16.5	0	48.82	-	-	-	-	68.2	-19.38	0-360	150	V
6	7.22532	29.15	PK	35.8	-27.3	0	37.65	-	-	-	-	68.2	-30.55	0-360	150	V

* - indicates frequency in CFR47 Pt 15 / IC RSS-Restricted Band
PK – Peak detector

Note: Only peak measurement was performed. Because peak measurement result of unwanted emission is less than average limit (54dBuV/m).

UL Korea, Ltd. Confidential
This report shall not be reproduced except in full, without the written approval of UL Korea, Ltd.

HE20 RU mode (ANT_2 / 26T / Low: 4, Mid: 4, High: 4)

LOW CHANNEL HORIZONTAL

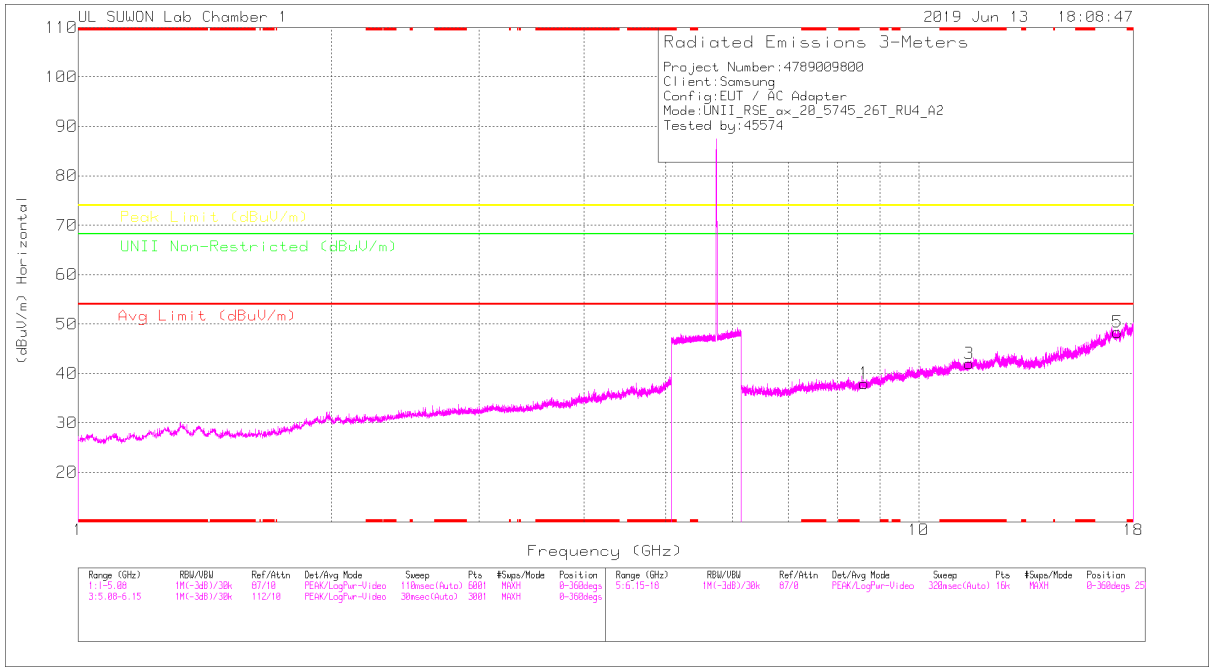

LOW CHANNEL VERTICAL

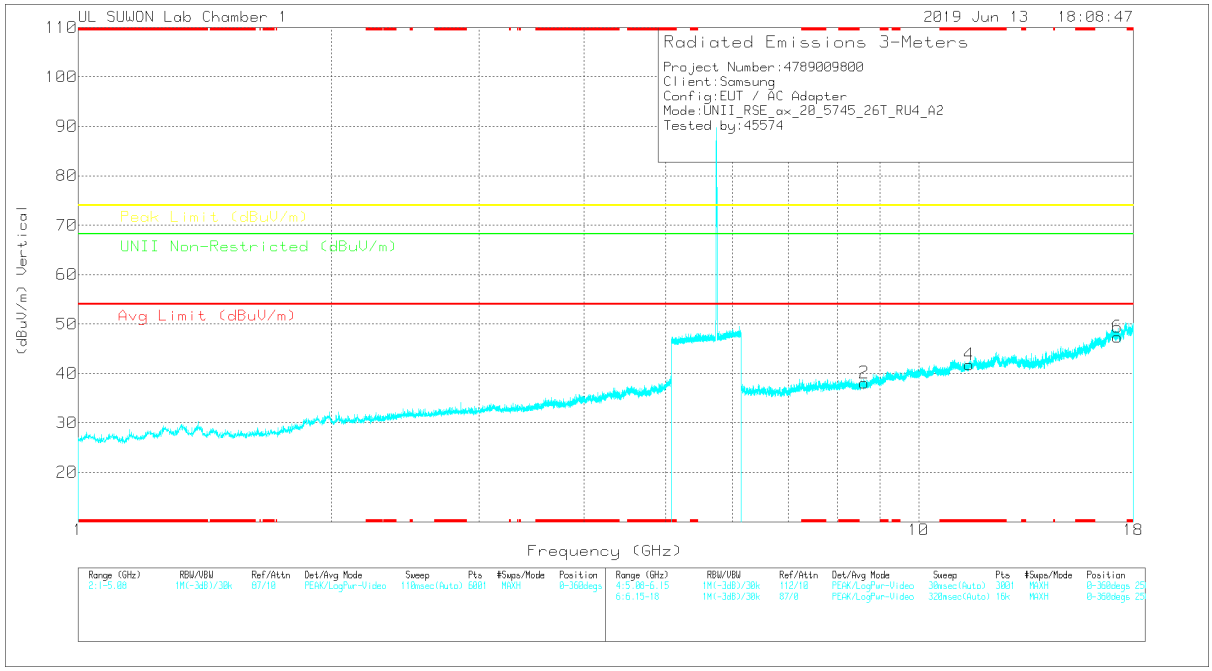

Note: Emission was scanned up to 40GHz; No emissions were detected above the noise floor which was at least 20dB below the specification limit.

UL Korea, Ltd. Confidential
This report shall not be reproduced except in full, without the written approval of UL Korea, Ltd.

LOW CHANNEL DATA

Trace Markers

Marker	Frequency (GHz)	Meter Reading (dBuV)	Det	3117_00168717	6GHz_HP[dB]	DC Corr (dB)	Corrected Reading (dBuV/m)	Avg Limit (dBuV/m)	Margin (dB)	Peak Limit (dBuV/m)	Margin (dB)	UNII Non-Restricted (dBuV/m)	Margin (dB)	Azimuth (Degs)	Height (cm)	Polarity
1	8.61761	26.19	PK	36.3	-24.5	0	37.99	-	-	-	-	68.2	-30.21	0-360	250	H
3	* 11.49032	25.79	PK	38.5	-22.3	0	41.99	-	-	74	-32.01	-	-	0-360	150	H
5	17.23573	23.74	PK	41.3	-16.7	0	48.34	-	-	-	-	68.2	-19.86	0-360	250	H
2	8.61761	26.31	PK	36.3	-24.5	0	38.11	-	-	-	-	68.2	-30.09	0-360	150	V
4	* 11.49032	25.6	PK	38.5	-22.3	0	41.8	-	-	74	-32.2	-	-	0-360	250	V
6	17.23573	22.79	PK	41.3	-16.7	0	47.39	-	-	-	-	68.2	-20.81	0-360	250	V

* - indicates frequency in CFR47 Pt 15 / IC RSS-Restricted Band
PK – Peak detector

Note: Only peak measurement was performed. Because peak measurement result of unwanted emission is less than average limit (54dBuV/m).

UL Korea, Ltd. Confidential
This report shall not be reproduced except in full, without the written approval of UL Korea, Ltd.

MID CHANNEL HORIZONTAL

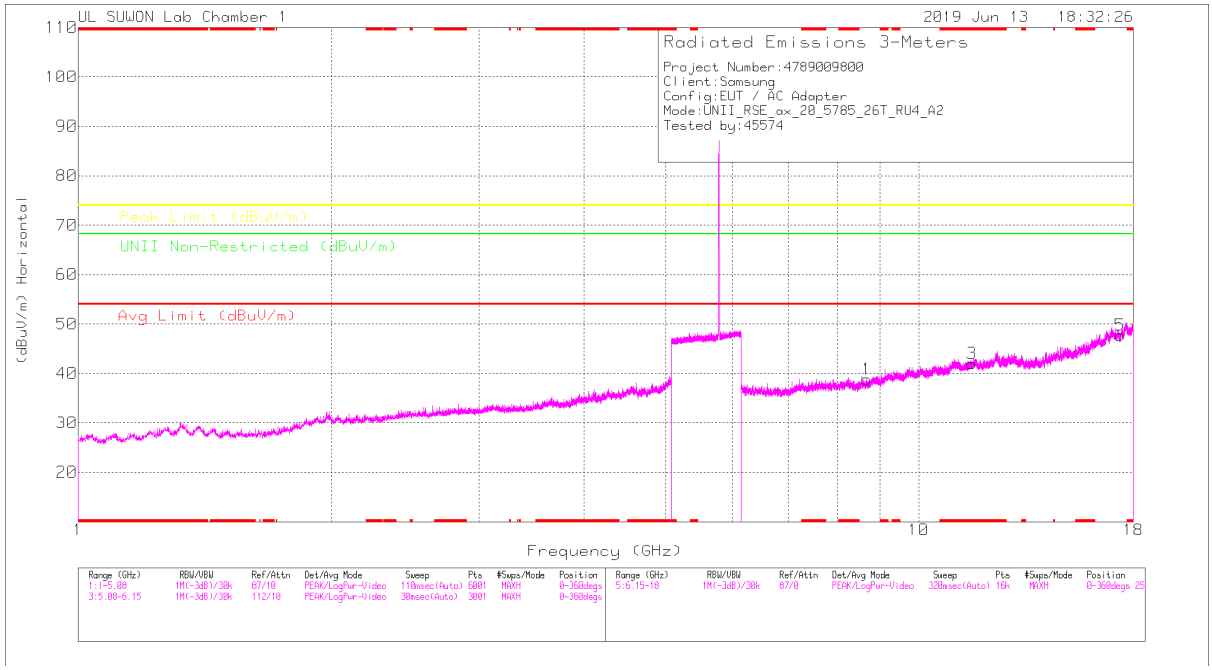

MID CHANNEL VERTICAL

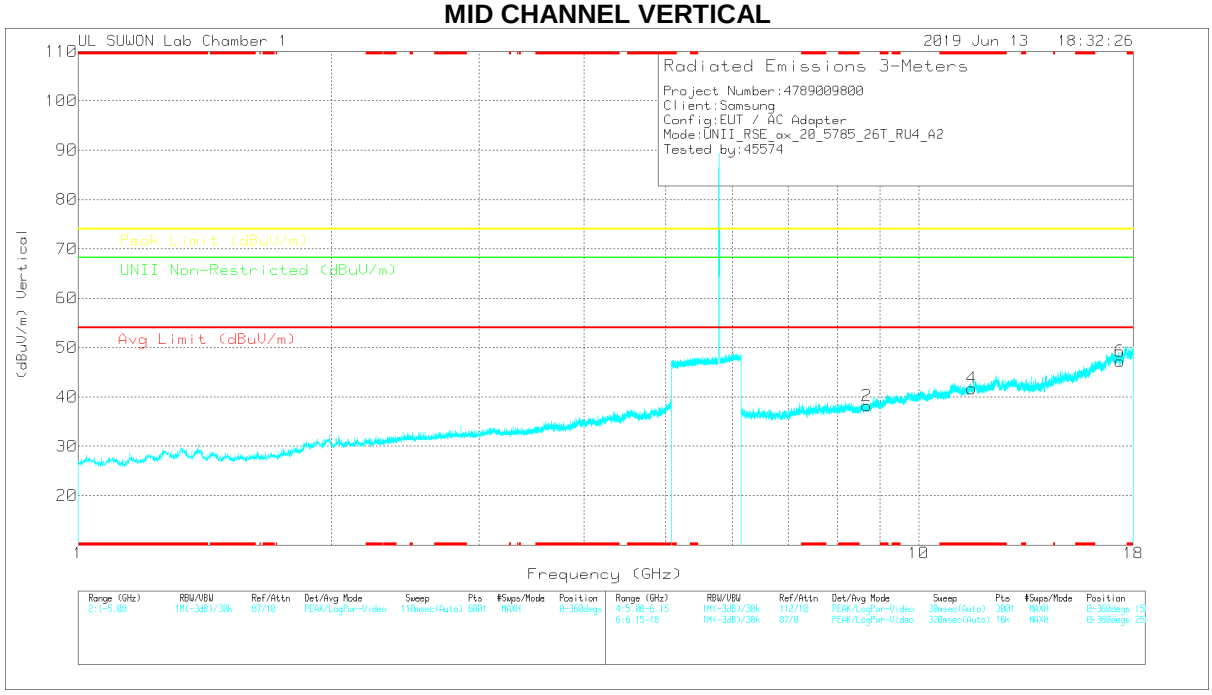

Note: Emission was scanned up to 40GHz; No emissions were detected above the noise floor which was at least 20dB below the specification limit.

UL Korea, Ltd. Confidential
This report shall not be reproduced except in full, without the written approval of UL Korea, Ltd.

MID CHANNEL DATA

Trace Markers

Marker	Frequency (GHz)	Meter Reading (dBuV)	Det	3117_00168717	6GHz_HP[dB]	DC Corr (dB)	Corrected Reading (dBuV/m)	Avg Limit (dBuV/m)	Margin (dB)	Peak Limit (dBuV/m)	Margin (dB)	UNII Non-Restricted (dBuV/m)	Margin (dB)	Azimuth (Degs)	Height (cm)	Polarity
1	8.67686	27.84	PK	36.4	-25.4	0	38.84	-	-	-	-	68.2	-29.36	0-360	250	H
3	* 11.57104	25.89	PK	38.6	-22.5	0	41.99	-	-	74	-32.01	-	-	0-360	150	H
5	17.35496	24.14	PK	41.2	-17.6	0	47.74	-	-	-	-	68.2	-20.46	0-360	250	H
2	8.6776	27.17	PK	36.4	-25.4	0	38.17	-	-	-	-	68.2	-30.03	0-360	250	V
4	* 11.57104	25.62	PK	38.6	-22.5	0	41.72	-	-	74	-32.28	-	-	0-360	250	V
6	17.35496	23.62	PK	41.2	-17.6	0	47.22	-	-	-	-	68.2	-20.98	0-360	250	V

* - indicates frequency in CFR47 Pt 15 / IC RSS-Restricted Band
PK – Peak detector

Note: Only peak measurement was performed. Because peak measurement result of unwanted emission is less than average limit (54dBuV/m).

UL Korea, Ltd. Confidential
This report shall not be reproduced except in full, without the written approval of UL Korea, Ltd.

HIGH CHANNEL HORIZONTAL

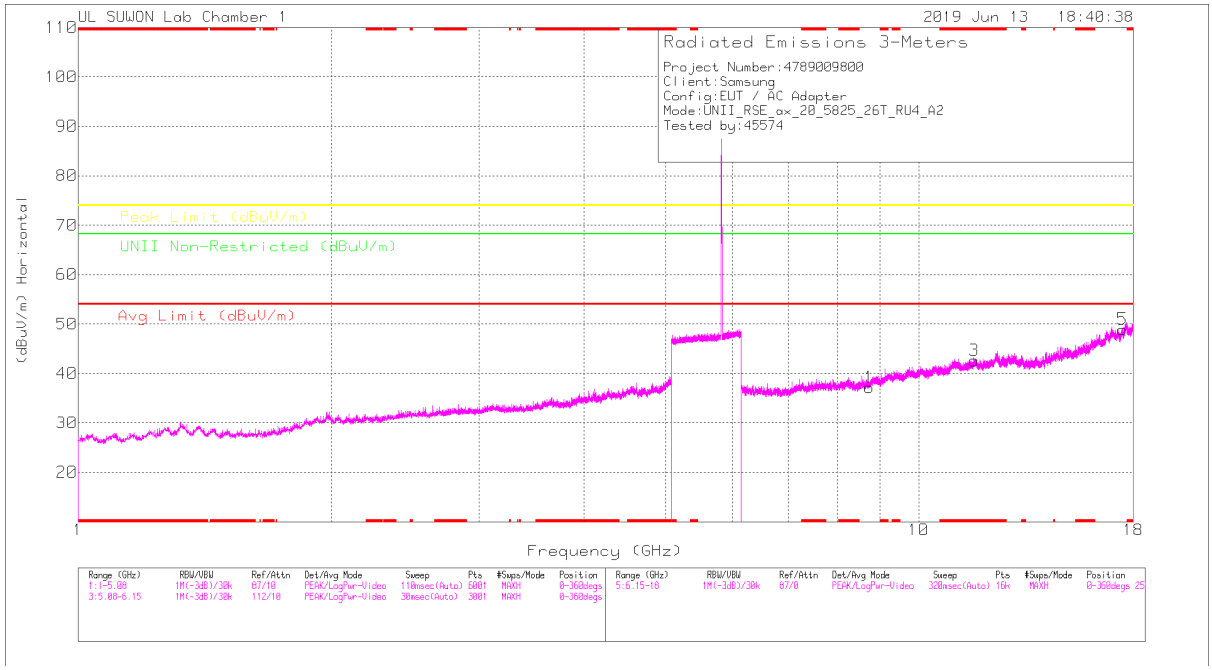

HIGH CHANNEL VERTICAL

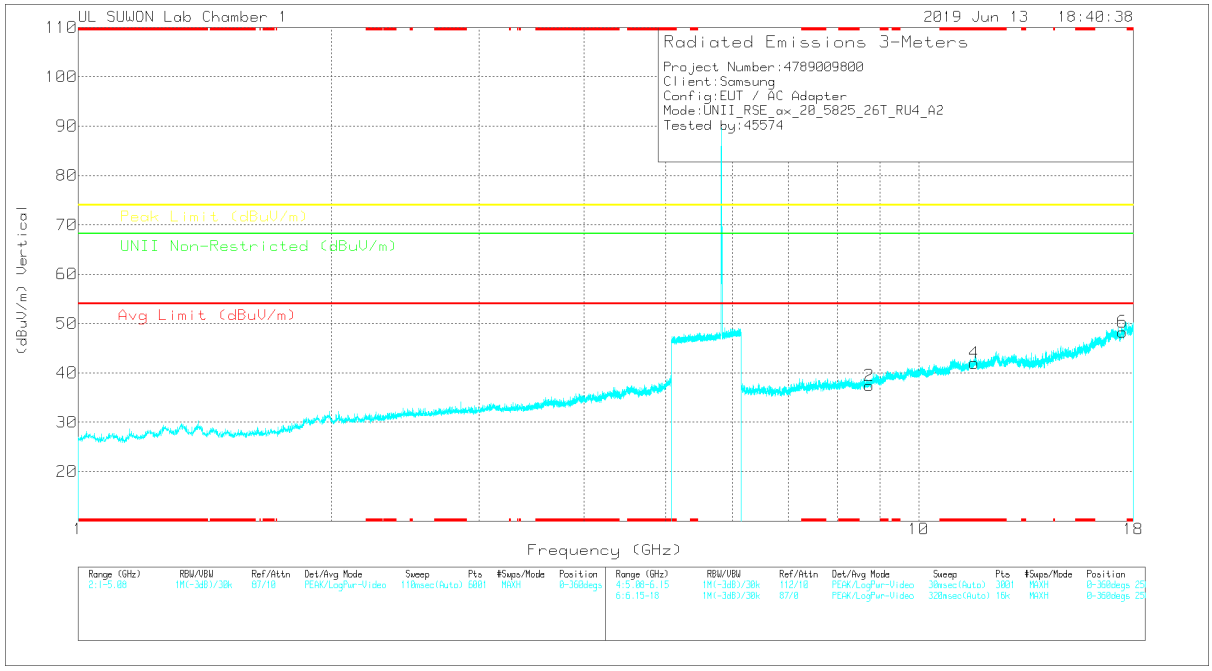

Note: Emission was scanned up to 40GHz; No emissions were detected above the noise floor which was at least 20dB below the specification limit.

UL Korea, Ltd. Confidential
This report shall not be reproduced except in full, without the written approval of UL Korea, Ltd.

HIGH CHANNEL DATA

Trace Markers

Marker	Frequency (GHz)	Meter Reading (dBuV)	Det	3117_00168717	6GHz_HP[dB]	DC Corr (dB)	Corrected Reading (dBuV/m)	Avg Limit (dBuV/m)	Margin (dB)	Peak Limit (dBuV/m)	Margin (dB)	UNII Non-Restricted (dBuV/m)	Margin (dB)	Azimuth (Degs)	Height (cm)	Polarity
1	8.73758	26.26	PK	36.4	-25.5	0	37.16	-	-	-	-	68.2	-31.04	0-360	250	H
3	* 11.65028	25.61	PK	38.7	-21.7	0	42.61	-	-	74	-31.39	-	-	0-360	250	H
5	17.47716	24.22	PK	41.2	-16.5	0	48.92	-	-	-	-	68.2	-19.28	0-360	250	H
2	8.73758	26.5	PK	36.4	-25.5	0	37.4	-	-	-	-	68.2	-30.8	0-360	150	V
4	* 11.65028	24.97	PK	38.7	-21.7	0	41.97	-	-	74	-32.03	-	-	0-360	150	V
6	17.47642	23.59	PK	41.2	-16.5	0	48.29	-	-	-	-	68.2	-19.91	0-360	150	V

* - indicates frequency in CFR47 Pt 15 / IC RSS-Restricted Band
PK – Peak detector

Note: Only peak measurement was performed. Because peak measurement result of unwanted emission is less than average limit (54dBuV/m).

UL Korea, Ltd. Suwon Laboratory FORM ID: FCC_15E
218 Maeyeong-ro, Yeongtong-gu, Suwon-si, Gyeonggi-do, 16675 Korea TEL: (031) 337-9902,FAX: (031) 213-5433
UL Korea, Ltd. Confidential
This report shall not be reproduced except in full, without the written approval of UL Korea, Ltd.