HE40 RU mode (ANT_1 / 26T / Low: 9, High: 9)

LOW CHANNEL HORIZONTAL

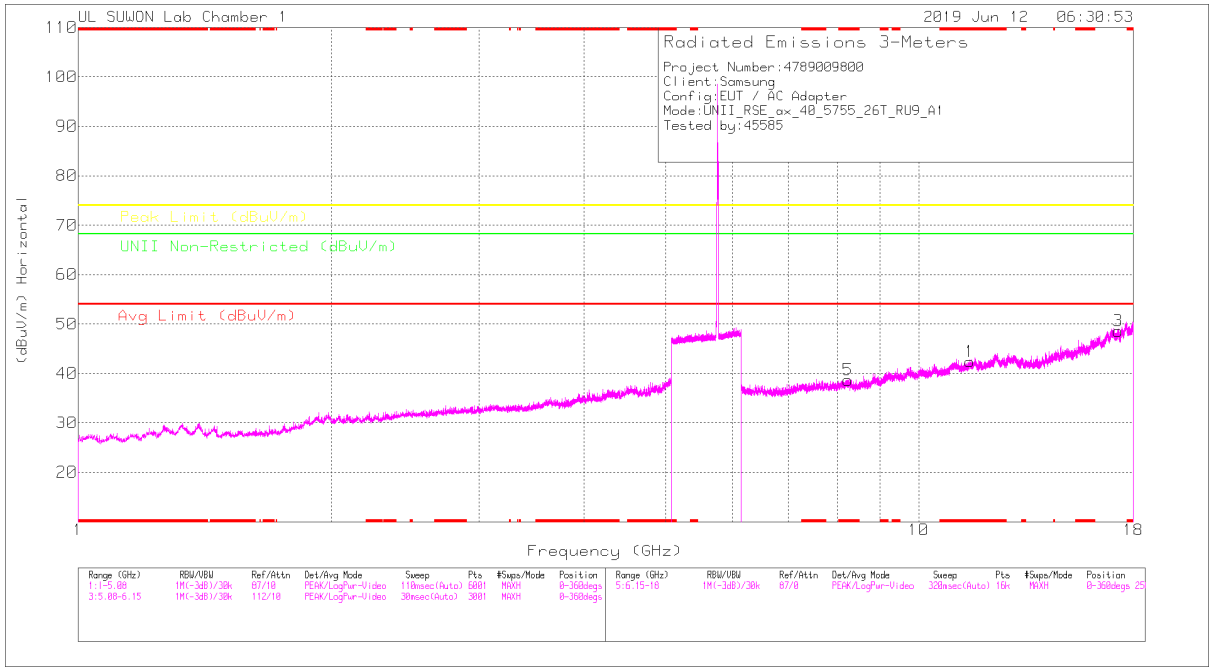

LOW CHANNEL VERTICAL

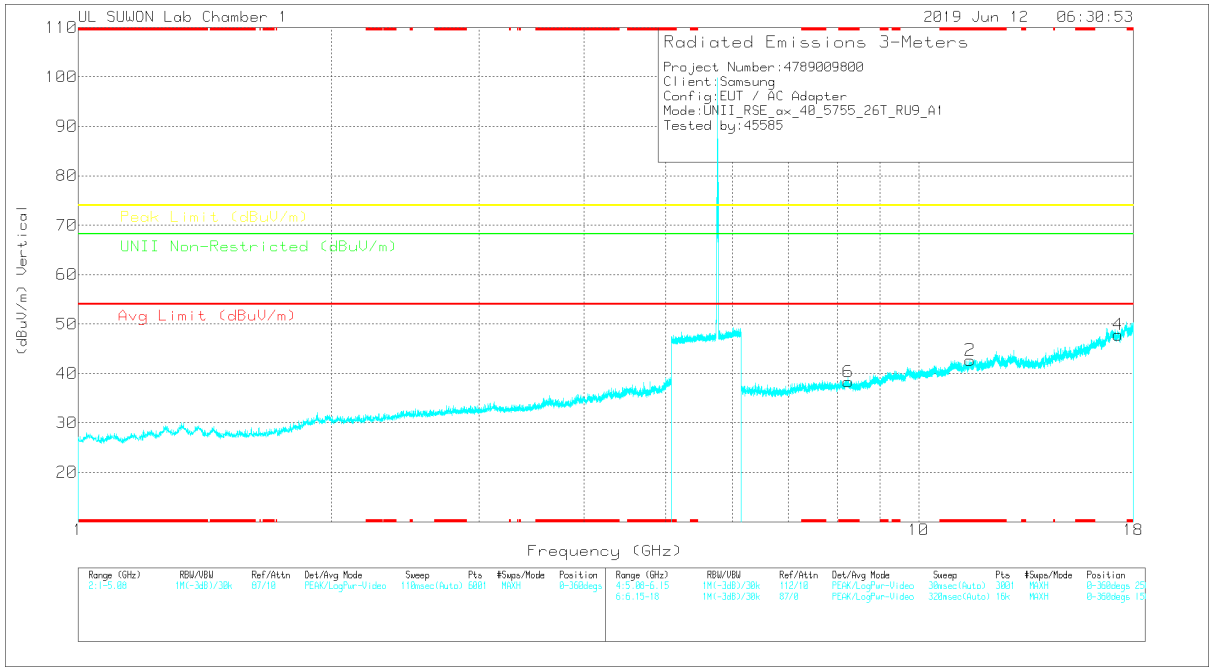

Note: Emission was scanned up to 40GHz; No emissions were detected above the noise floor which was at least 20dB below the specification limit.

UL Korea, Ltd. Confidential
This report shall not be reproduced except in full, without the written approval of UL Korea, Ltd.

LOW CHANNEL DATA

Trace Markers

Marker	Frequency (GHz)	Meter Reading (dBuV)	Det	3117_00168717	6GHz_HP[dB]	DC Corr (dB)	Corrected Reading (dBuV/m)	Avg Limit (dBuV/m)	Margin (dB)	Peak Limit (dBuV/m)	Margin (dB)	UNII Non-Restricted (dBuV/m)	Margin (dB)	Azimuth (Degs)	Height (cm)	Polarity
1	* 11.51105	26.19	PK	38.5	-22.3	0	42.39	-	-	74	-31.61	-	-	0-360	150	H
3	17.26017	23.79	PK	41.3	-16.5	0	48.59	-	-	-	-	68.2	-19.61	0-360	150	H
5	* 8.24288	27.66	PK	36.4	-25.4	0	38.66	-	-	74	-35.34	-	-	0-360	250	H
2	* 11.51179	26.47	PK	38.5	-22.3	0	42.67	-	-	74	-31.33	-	-	0-360	250	V
4	17.26313	23.02	PK	41.3	-16.5	0	47.82	-	-	-	-	68.2	-20.38	0-360	150	V
6	* 8.24436	27.32	PK	36.4	-25.4	0	38.32	-	-	74	-35.68	-	-	0-360	150	V

* - indicates frequency in CFR47 Pt 15 / IC RSS-Restricted Band
PK – Peak detector

Note: Only peak measurement was performed. Because peak measurement result of unwanted emission is less than average limit (54dBuV/m).

UL Korea, Ltd. Confidential
This report shall not be reproduced except in full, without the written approval of UL Korea, Ltd.

HIGH CHANNEL HORIZONTAL

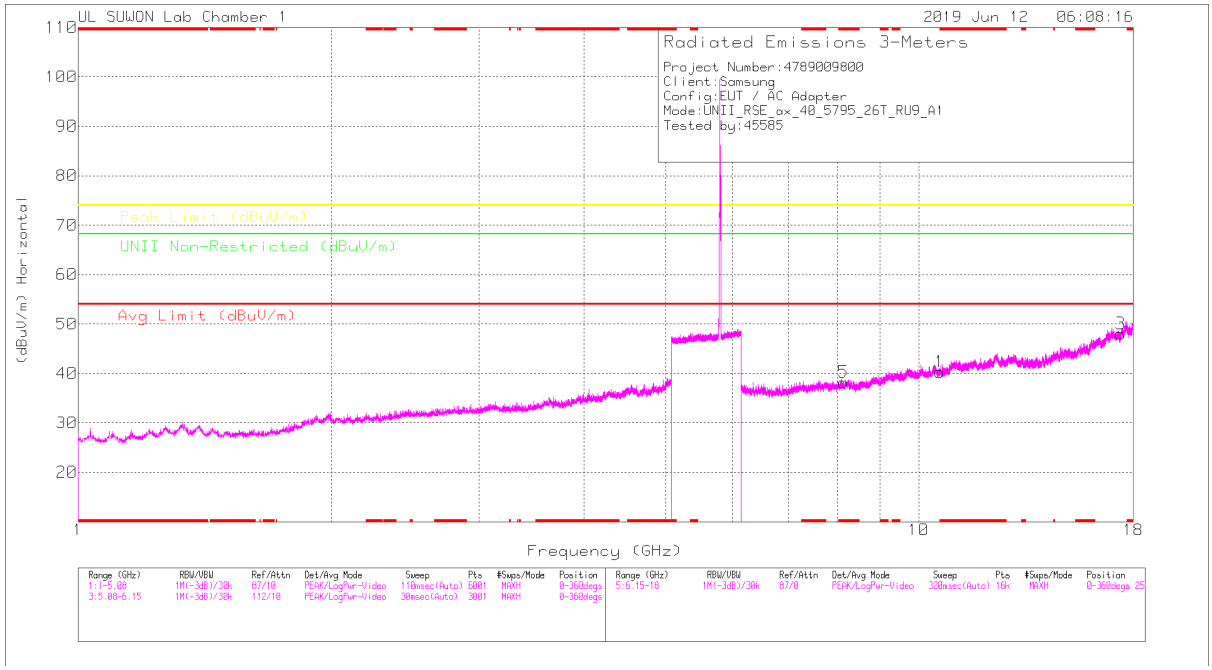

HIGH CHANNEL VERTICAL

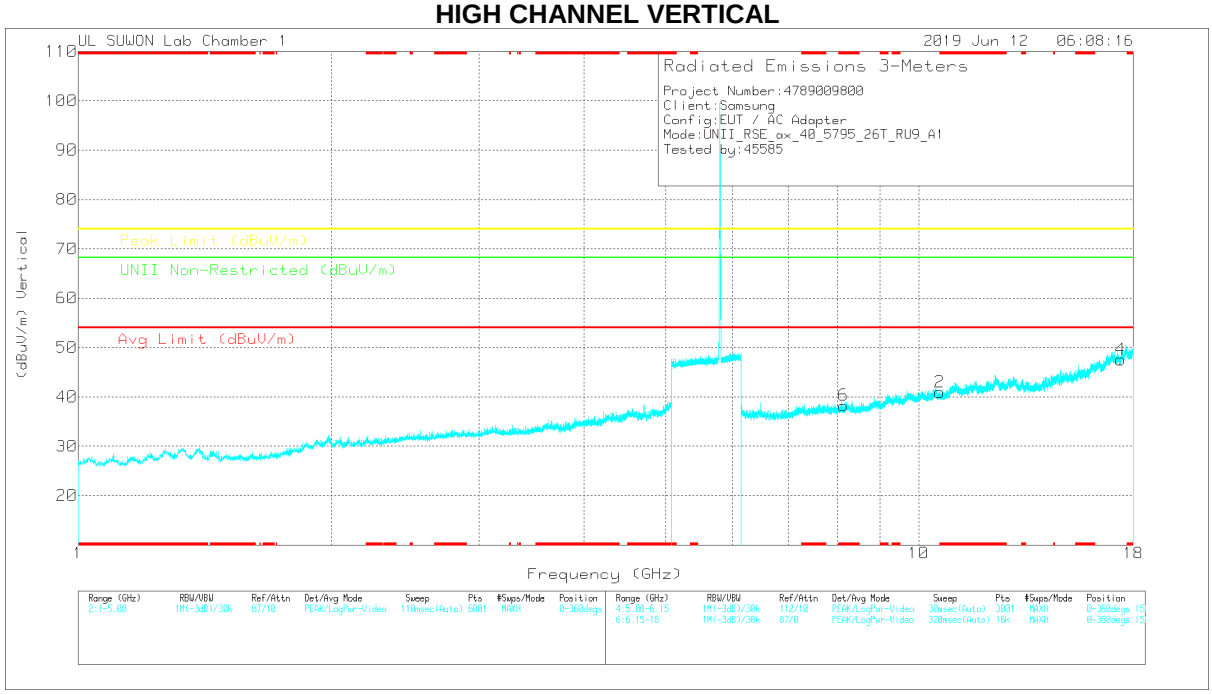

Note: Emission was scanned up to 40GHz; No emissions were detected above the noise floor which was at least 20dB below the specification limit.

UL Korea, Ltd. Confidential
This report shall not be reproduced except in full, without the written approval of UL Korea, Ltd.

HIGH CHANNEL DATA

Trace Markers

Marker	Frequency (GHz)	Meter Reading (dBuV)	Det	3117_00168717	6GHz_HP[dB]	DC Corr (dB)	Corrected Reading (dBuV/m)	Avg Limit (dBuV/m)	Margin (dB)	Peak Limit (dBuV/m)	Margin (dB)	UNII Non-Restricted (dBuV/m)	Margin (dB)	Azimuth (Degs)	Height (cm)	Polarity
1	10.59051	24.92	PK	37.8	-22.4	0	40.32	-	-	-	-	68.2	-27.88	0-360	250	H
3	17.38532	24.03	PK	41.2	-17.2	0	48.03	-	-	-	-	68.2	-20.17	0-360	250	H
5	* 8.13697	28.35	PK	36.3	-26.4	0	38.25	-	-	74	-35.75	-	-	0-360	150	H
2	10.58829	25.65	PK	37.8	-22.5	0	40.95	-	-	-	-	68.2	-27.25	0-360	150	V
4	17.38532	23.57	PK	41.2	-17.2	0	47.57	-	-	-	-	68.2	-20.63	0-360	250	V
6	* 8.14438	28.36	PK	36.3	-26.4	0	38.26	-	-	74	-35.74	-	-	0-360	250	V

* - indicates frequency in CFR47 Pt 15 / IC RSS-Restricted Band
PK – Peak detector

Note: Only peak measurement was performed. Because peak measurement result of unwanted emission is less than average limit (54dBuV/m).

UL Korea, Ltd. Confidential
This report shall not be reproduced except in full, without the written approval of UL Korea, Ltd.

HE40 RU mode (ANT_2 / 26T / Low: 0, High: 17)

LOW CHANNEL HORIZONTAL

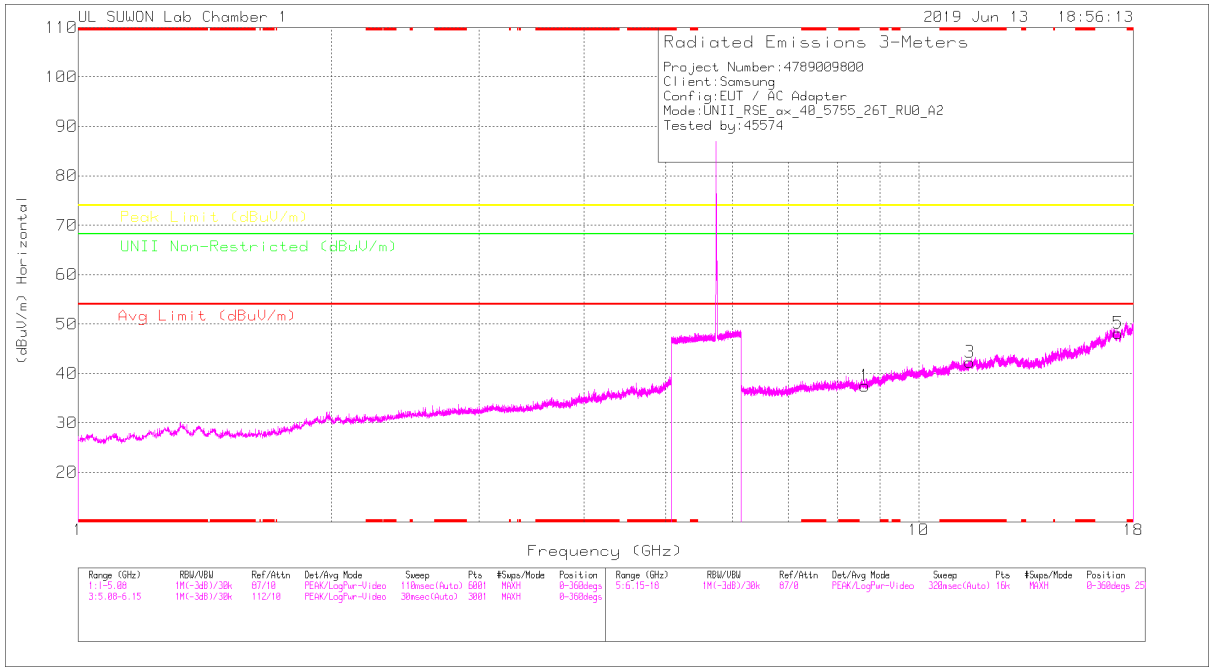

LOW CHANNEL VERTICAL

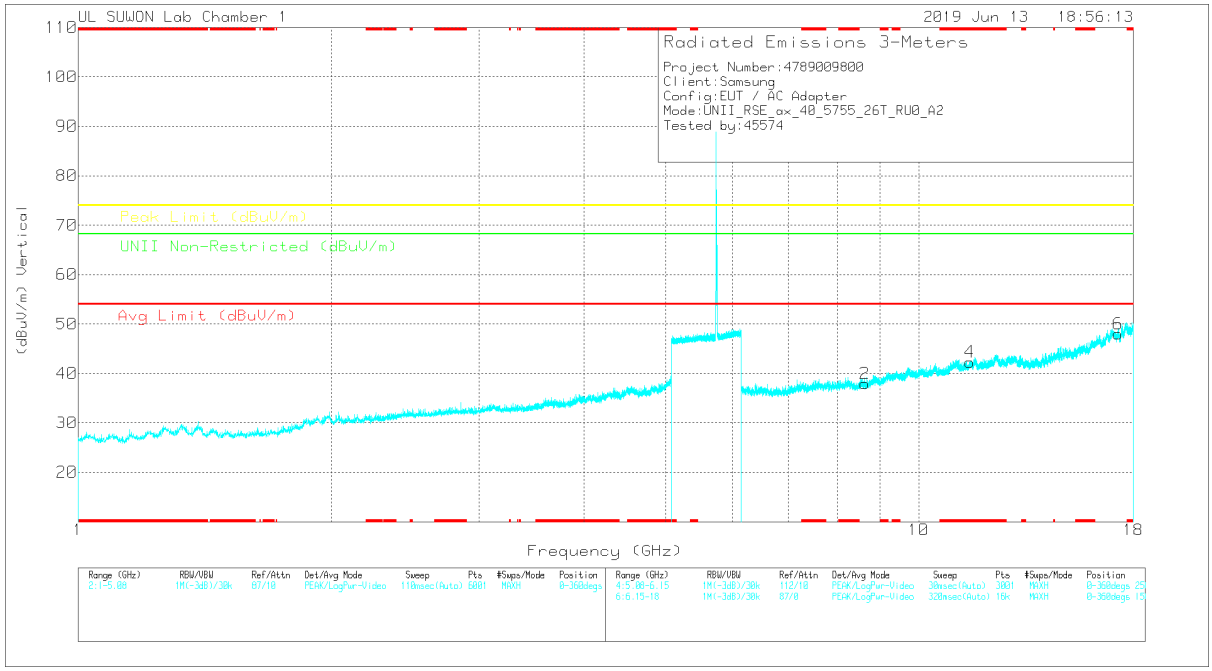

Note: Emission was scanned up to 40GHz; No emissions were detected above the noise floor which was at least 20dB below the specification limit.

UL Korea, Ltd. Confidential
This report shall not be reproduced except in full, without the written approval of UL Korea, Ltd.

LOW CHANNEL DATA

Trace Markers

Marker	Frequency (GHz)	Meter Reading (dBuV)	Det	3117_00168717	6GHz_HP[dB]	DC Corr (dB)	Corrected Reading (dBuV/m)	Avg Limit (dBuV/m)	Margin (dB)	Peak Limit (dBuV/m)	Margin (dB)	UNII Non-Restricted (dBuV/m)	Margin (dB)	Azimuth (Degs)	Height (cm)	Polarity
1	8.63094	26.01	PK	36.3	-24.8	0	37.51	-	-	-	-	68.2	-30.69	0-360	250	H
3	* 11.50957	26.09	PK	38.5	-22.3	0	42.29	-	-	74	-31.71	-	-	0-360	150	H
5	17.26387	23.37	PK	41.3	-16.5	0	48.17	-	-	-	-	68.2	-20.03	0-360	150	H
2	8.63242	26.41	PK	36.3	-24.8	0	37.91	-	-	-	-	68.2	-30.29	0-360	250	V
4	* 11.50957	26.1	PK	38.5	-22.3	0	42.3	-	-	74	-31.7	-	-	0-360	250	V
6	17.26461	23.17	PK	41.3	-16.5	0	47.97	-	-	-	-	68.2	-20.23	0-360	250	V

* - indicates frequency in CFR47 Pt 15 / IC RSS-Restricted Band
PK – Peak detector

Note: Only peak measurement was performed. Because peak measurement result of unwanted emission is less than average limit (54dBuV/m).

UL Korea, Ltd. Suwon Laboratory FORM ID: FCC_15E
218 Maeyeong-ro, Yeongtong-gu, Suwon-si, Gyeonggi-do, 16675 Korea TEL: (031) 337-9902,FAX: (031) 213-5433
UL Korea, Ltd. Confidential
This report shall not be reproduced except in full, without the written approval of UL Korea, Ltd.

HIGH CHANNEL HORIZONTAL

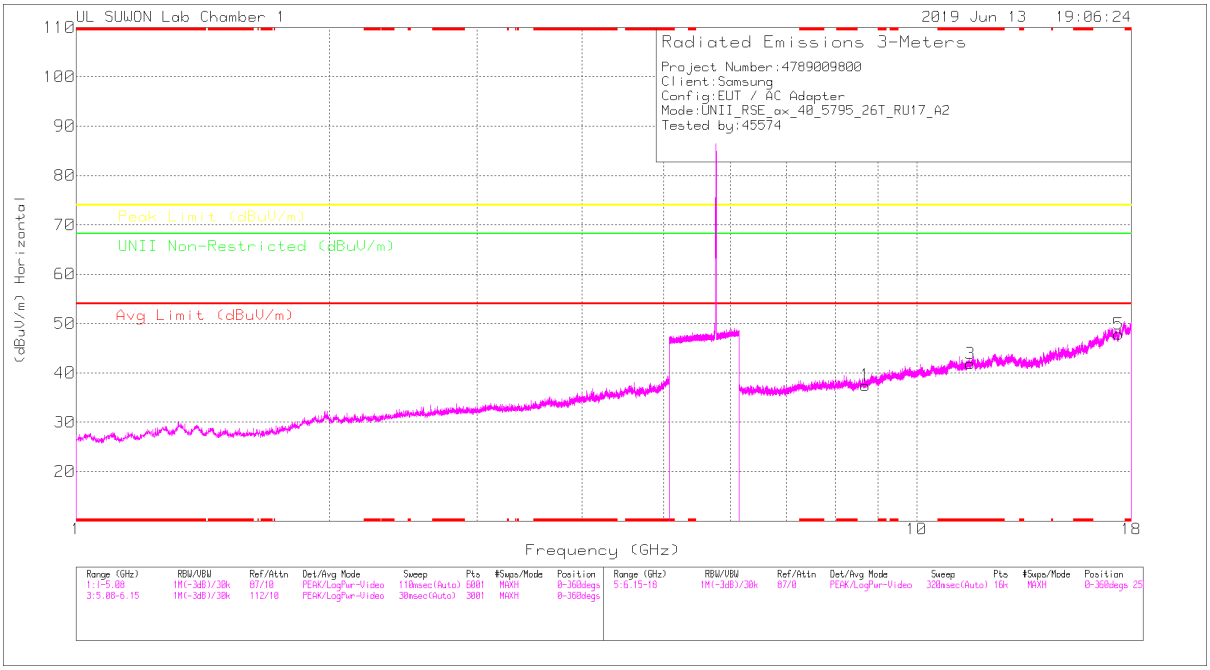

HIGH CHANNEL VERTICAL

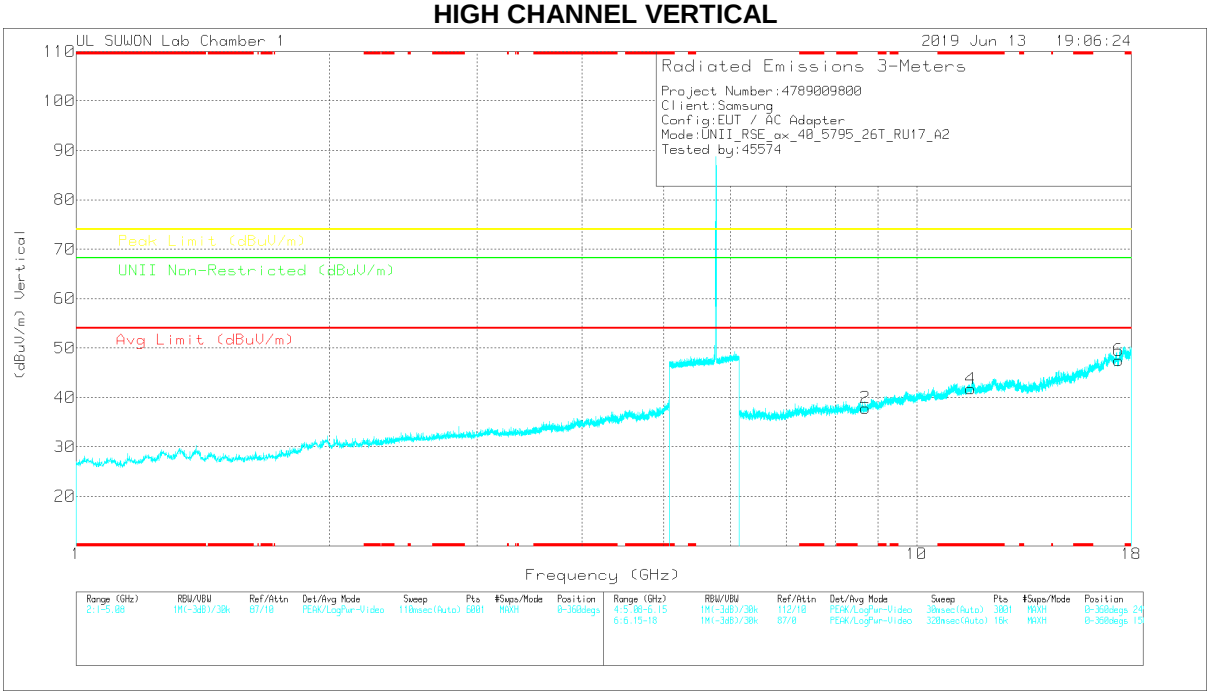

Note: Emission was scanned up to 40GHz; No emissions were detected above the noise floor which was at least 20dB below the specification limit.

UL Korea, Ltd. Confidential
This report shall not be reproduced except in full, without the written approval of UL Korea, Ltd.

HIGH CHANNEL DATA

Trace Markers

Marker	Frequency (GHz)	Meter Reading (dBuV)	Det	3117_00168717	6GHz_HP[dB]	DC Corr (dB)	Corrected Reading (dBuV/m)	Avg Limit (dBuV/m)	Margin (dB)	Peak Limit (dBuV/m)	Margin (dB)	UNII Non-Restricted (dBuV/m)	Margin (dB)	Azimuth (Degs)	Height (cm)	Polarity
1	8.69241	26.56	PK	36.4	-25.5	0	37.46	-	-	-	-	68.2	-30.74	0-360	150	H
3	* 11.59103	25.67	PK	38.6	-22.4	0	41.87	-	-	74	-32.13	-	-	0-360	250	H
5	17.38607	23.84	PK	41.2	-17.2	0	47.84	-	-	-	-	68.2	-20.36	0-360	150	H
2	8.69241	26.97	PK	36.4	-25.5	0	37.87	-	-	-	-	68.2	-30.33	0-360	150	V
4	* 11.59177	25.53	PK	38.6	-22.4	0	41.73	-	-	74	-32.27	-	-	0-360	150	V
6	17.38607	23.51	PK	41.2	-17.2	0	47.51	-	-	-	-	68.2	-20.69	0-360	150	V

* - indicates frequency in CFR47 Pt 15 / IC RSS-Restricted Band
PK – Peak detector

Note: Only peak measurement was performed. Because peak measurement result of unwanted emission is less than average limit (54dBuV/m).

UL Korea, Ltd. Suwon Laboratory FORM ID: FCC_15E
218 Maeyeong-ro, Yeongtong-gu, Suwon-si, Gyeonggi-do, 16675 Korea TEL: (031) 337-9902,FAX: (031) 213-5433
UL Korea, Ltd. Confidential
This report shall not be reproduced except in full, without the written approval of UL Korea, Ltd.

HE80 RU mode (ANT_1 / 26T / Mid: 18)

MID CHANNEL HORIZONTAL

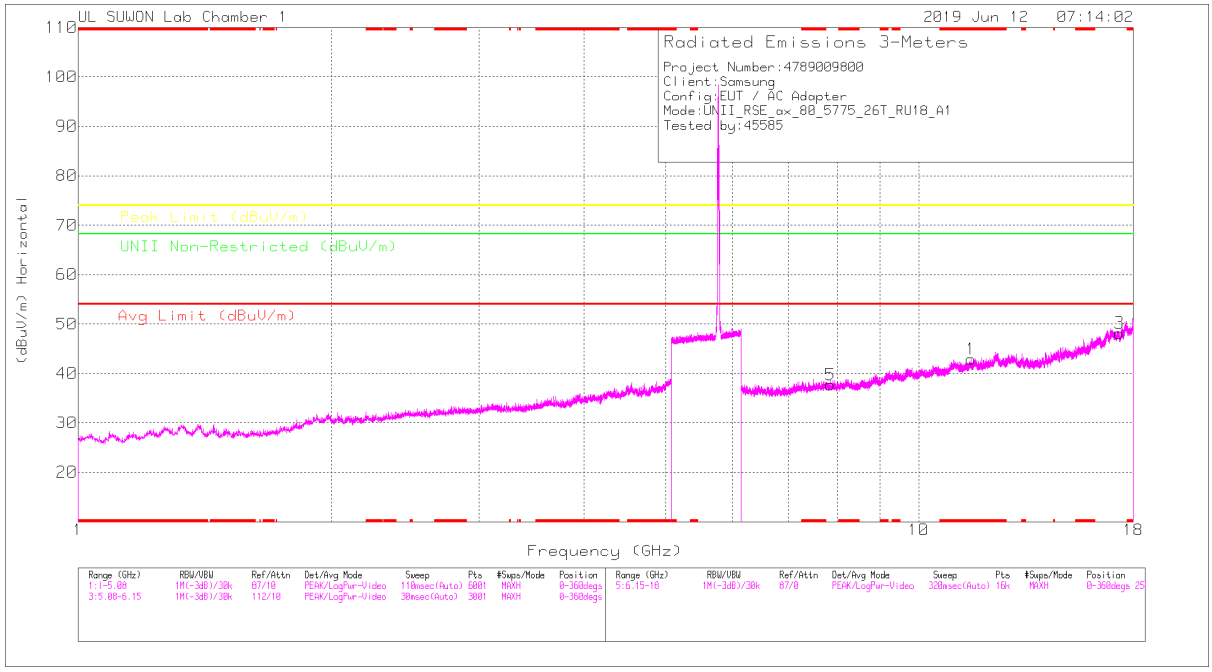

MID CHANNEL VERTICAL

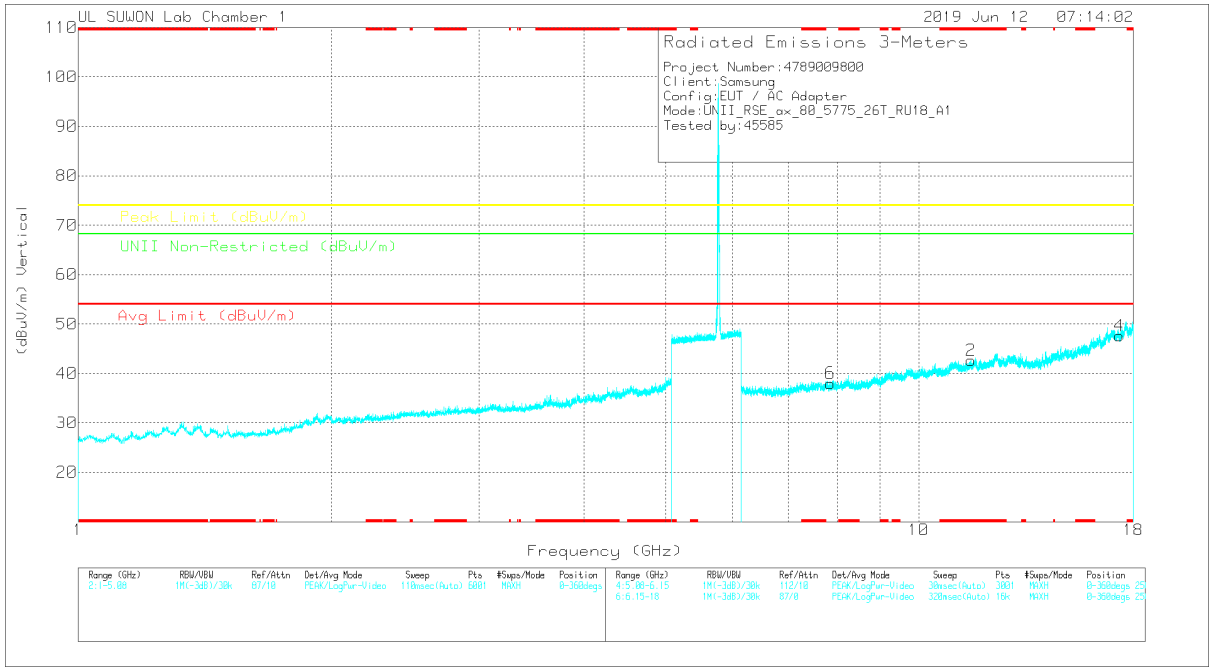

Note: Emission was scanned up to 40GHz; No emissions were detected above the noise floor which was at least 20dB below the specification limit.

UL Korea, Ltd. Confidential
This report shall not be reproduced except in full, without the written approval of UL Korea, Ltd.

MID CHANNEL DATA

Trace Markers

Marker	Frequency (GHz)	Meter Reading (dBuV)	Det	3117_00168717	6GHz_HP[dB]	DC Corr (dB)	Corrected Reading (dBuV/m)	Avg Limit (dBuV/m)	Margin (dB)	Peak Limit (dBuV/m)	Margin (dB)	UNII Non-Restricted (dBuV/m)	Margin (dB)	Azimuth (Degs)	Height (cm)	Polarity
1	* 11.54734	26.89	PK	38.5	-22.5	0	42.89	-	-	74	-31.11	-	-	0-360	150	H
3	17.32238	23.86	PK	41.3	-17	0	48.16	-	-	-	-	68.2	-20.04	0-360	250	H
5	7.85481	28.48	PK	35.9	-26.7	0	37.68	-	-	-	-	68.2	-30.52	0-360	250	H
2	* 11.54956	26.65	PK	38.5	-22.5	0	42.65	-	-	74	-31.35	-	-	0-360	150	V
4	17.3283	23.6	PK	41.2	-17.2	0	47.6	-	-	-	-	68.2	-20.6	0-360	250	V
6	7.85481	28.79	PK	35.9	-26.7	0	37.99	-	-	-	-	68.2	-30.21	0-360	150	V

* - indicates frequency in CFR47 Pt 15 / IC RSS-Restricted Band
PK – Peak detector

Note: Only peak measurement was performed. Because peak measurement result of unwanted emission is less than average limit (54dBuV/m).

UL Korea, Ltd. Confidential
This report shall not be reproduced except in full, without the written approval of UL Korea, Ltd.

HE80 RU mode (ANT_2 / 26T / Mid: 18)

MID CHANNEL HORIZONTAL

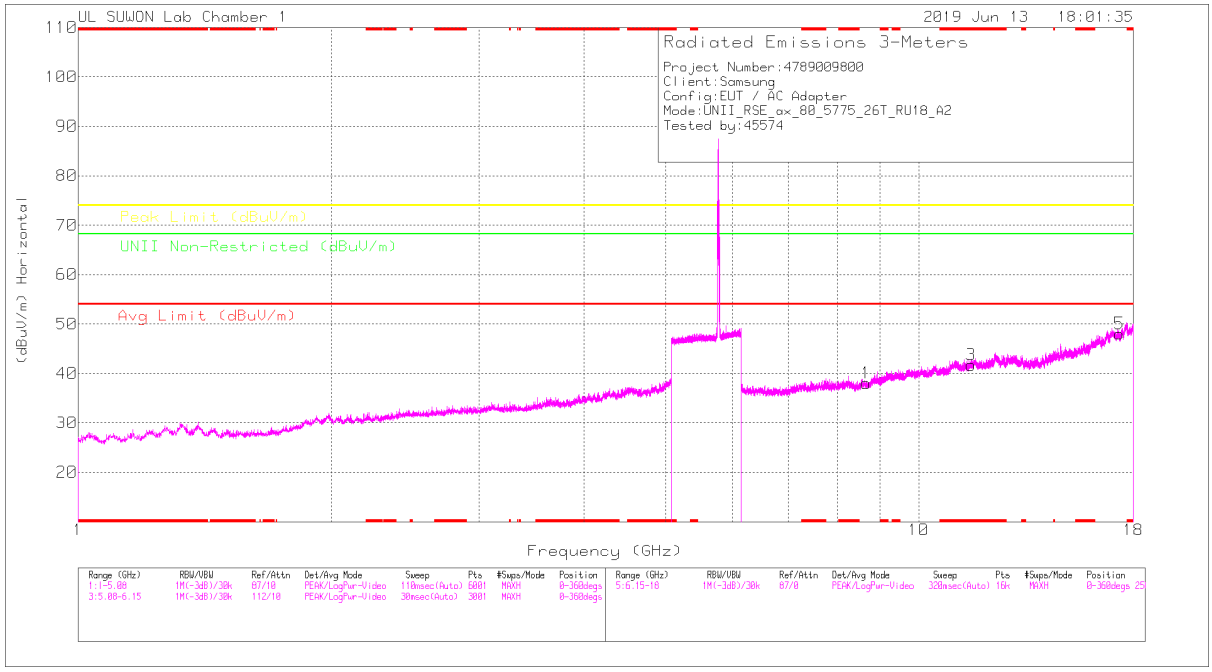

MID CHANNEL VERTICAL

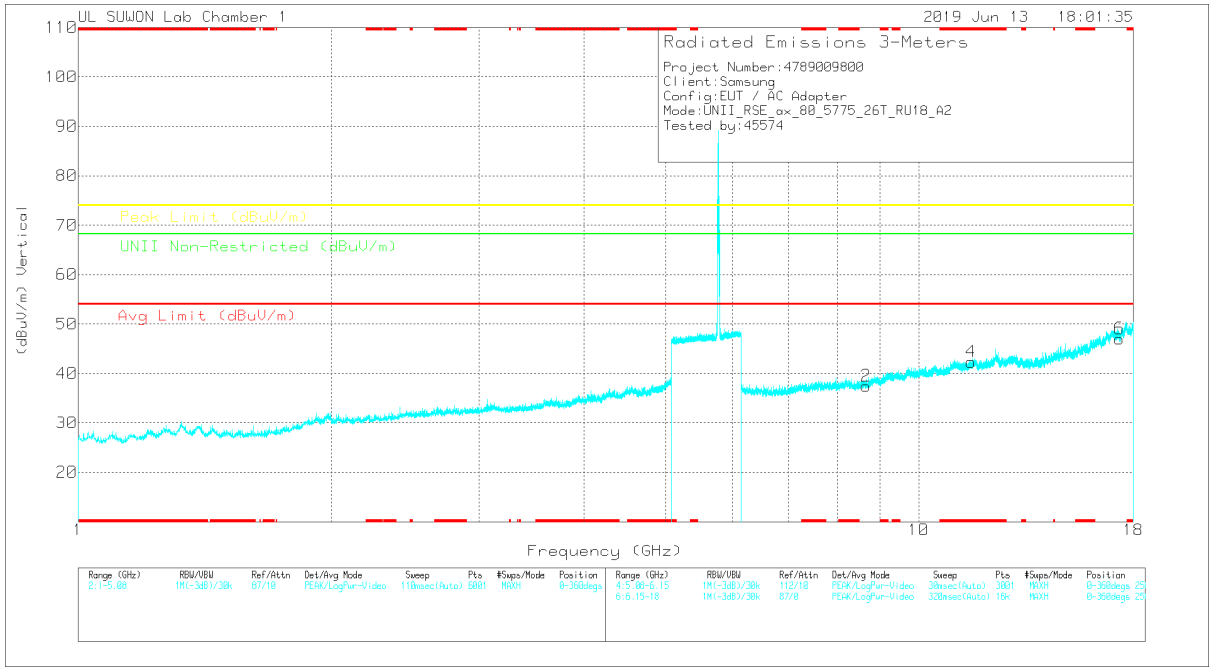

Note: Emission was scanned up to 40GHz; No emissions were detected above the noise floor which was at least 20dB below the specification limit.

UL Korea, Ltd. Confidential
This report shall not be reproduced except in full, without the written approval of UL Korea, Ltd.

MID CHANNEL DATA

Trace Markers

Marker	Frequency (GHz)	Meter Reading (dBuV)	Det	3117_00168717	6GHz_HP[dB]	DC Corr (dB)	Corrected Reading (dBuV/m)	Avg Limit (dBuV/m)	Margin (dB)	Peak Limit (dBuV/m)	Margin (dB)	UNII Non-Restricted (dBuV/m)	Margin (dB)	Azimuth (Degs)	Height (cm)	Polarity
1	8.66279	26.92	PK	36.4	-25.3	0	38.02	-	-	-	-	68.2	-30.18	0-360	150	H
3	* 11.5503	25.62	PK	38.6	-22.5	0	41.72	-	-	74	-32.28	-	-	0-360	150	H
5	17.32682	24.01	PK	41.2	-17.2	0	48.01	-	-	-	-	68.2	-20.19	0-360	250	H
2	8.66279	26.35	PK	36.4	-25.3	0	37.45	-	-	-	-	68.2	-30.75	0-360	250	V
4	* 11.55104	26.24	PK	38.6	-22.5	0	42.34	-	-	74	-31.66	-	-	0-360	250	V
6	17.32608	22.92	PK	41.2	-17.1	0	47.02	-	-	-	-	68.2	-21.18	0-360	250	V

* - indicates frequency in CFR47 Pt 15 / IC RSS-Restricted Band
PK – Peak detector

Note: Only peak measurement was performed. Because peak measurement result of unwanted emission is less than average limit (54dBuV/m).

UL Korea, Ltd. Suwon Laboratory FORM ID: FCC_15E
218 Maeyeong-ro, Yeongtong-gu, Suwon-si, Gyeonggi-do, 16675 Korea TEL: (031) 337-9902,FAX: (031) 213-5433
UL Korea, Ltd. Confidential
This report shall not be reproduced except in full, without the written approval of UL Korea, Ltd.

11.5. 5.2 GHz_2Tx (MIMO)

11.5.1.TX Above 1GHz 802.11ax MODE IN THE 5.2GHz BAND RESTRICTED BANDEDGE (LOW CHANNEL)

HE20 SU mode (MIMO)

HORIZONTAL PEAK AND AVERAGE PLOT

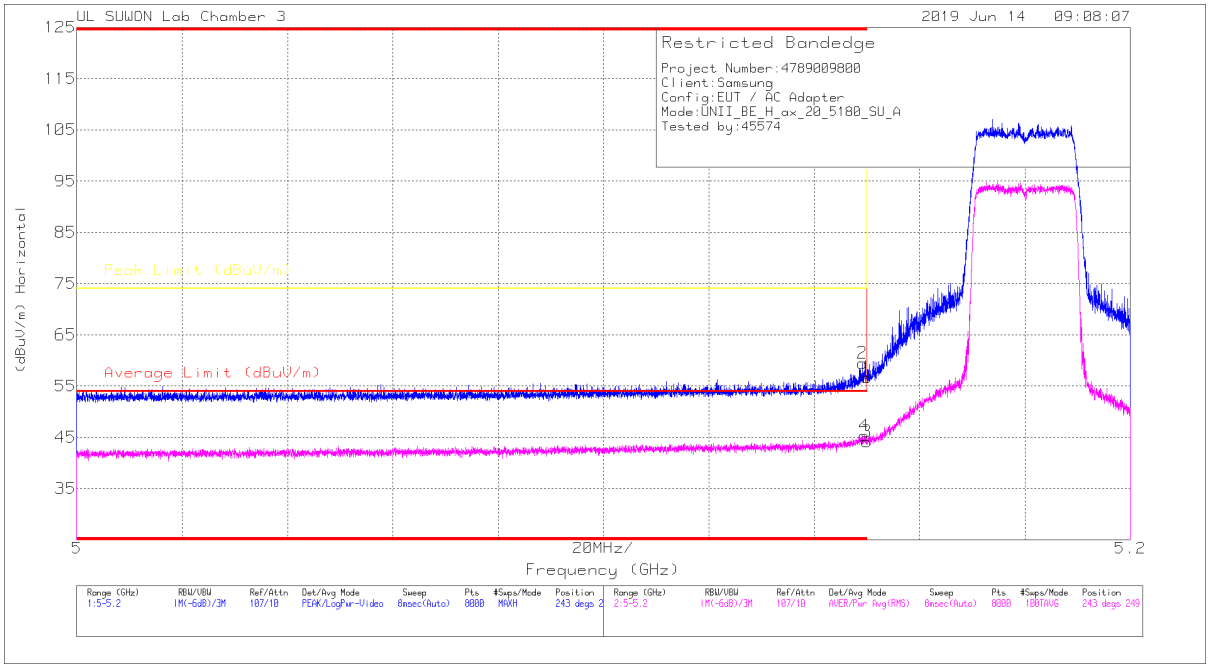

HORIZONTAL DATA

Trace Markers

Marker	Frequency (GHz)	Meter Reading (dBuV)	Det	3117_00205959	10dB[dB]	DC Corr (dB)	Corrected Reading (dBuV/m)	Average Limit (dBuV/m)	Margin (dB)	Peak Limit (dBuV/m)	PK Margin (dB)	Azimuth (Degs)	Height (cm)	Polarity
1	* 5.15	41.29	Pk	34.4	-19	0	56.69	-	-	74	-17.31	243	249	H
2	* 5.149	44.1	Pk	34.4	-19	0	59.5	-	-	74	-14.5	243	249	H
3	* 5.15	29.16	RMS	34.4	-19.4	0	44.16	54	-9.84	-	-	243	249	H
4	* 5.15	30.34	RMS	34.4	-19.4	0	45.34	54	-8.66	-	-	243	249	H

* - indicates frequency in CFR47 Pt 15 / IC RSS-Restricted Band
Pk - Peak detector
RMS - RMS detection

UL Korea, Ltd. Confidential
This report shall not be reproduced except in full, without the written approval of UL Korea, Ltd.

VERTICAL PEAK AND AVERAGE PLOT

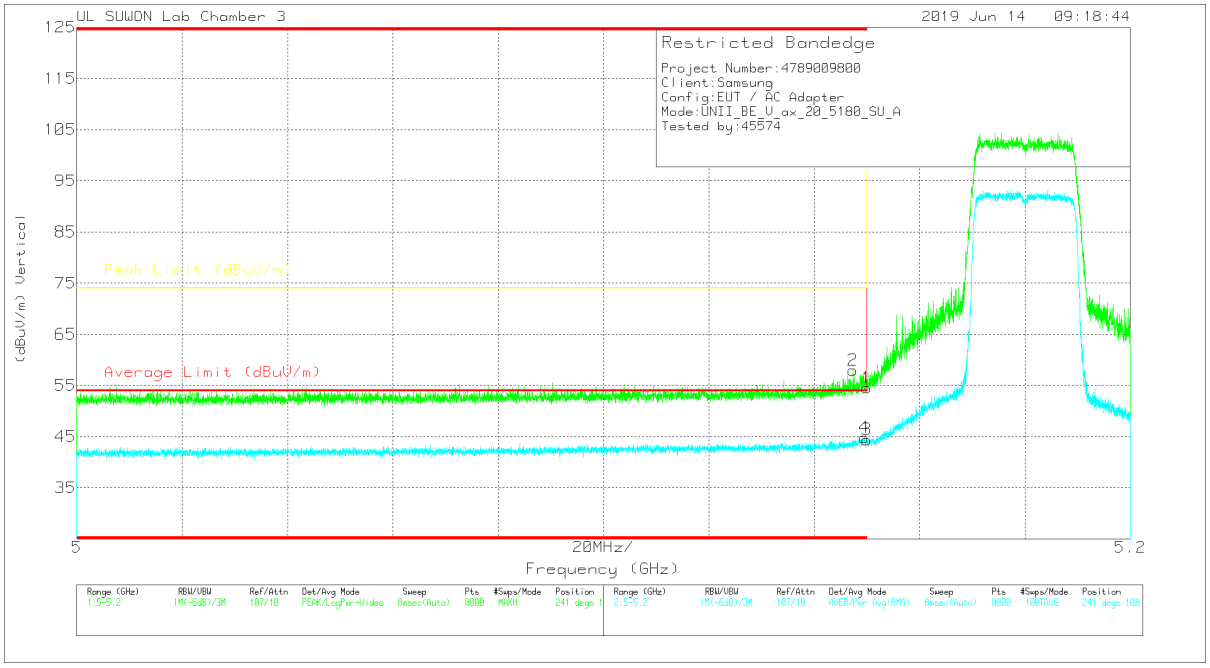

VERTICAL DATA

Trace Markers

Marker	Frequency (GHz)	Meter Reading (dBuV)	Det	3117_00205959	10dB[dB]	DC Corr (dB)	Corrected Reading (dBuV/m)	Average Limit (dBuV/m)	Margin (dB)	Peak Limit (dBuV/m)	PK Margin (dB)	Azimuth (Degs)	Height (cm)	Polarity
1	* 5.15	39.16	Pk	34.4	-19	0	54.56	-	-	74	-19.44	241	108	V
2	* 5.147	42.7	Pk	34.4	-19.1	0	58	-	-	74	-16	241	108	V
3	* 5.15	29.43	RMS	34.4	-19.4	0	44.43	54	-9.57	-	-	241	108	V
4	* 5.149	29.86	RMS	34.4	-19.4	0	44.86	54	-9.14	-	-	241	108	V

* - indicates frequency in CFR47 Pt 15 / IC RSS-Restricted Band
Pk - Peak detector
RMS - RMS detection

UL Korea, Ltd. Confidential
This report shall not be reproduced except in full, without the written approval of UL Korea, Ltd.

HE40 SU mode (MIMO)

HORIZONTAL PEAK AND AVERAGE PLOT

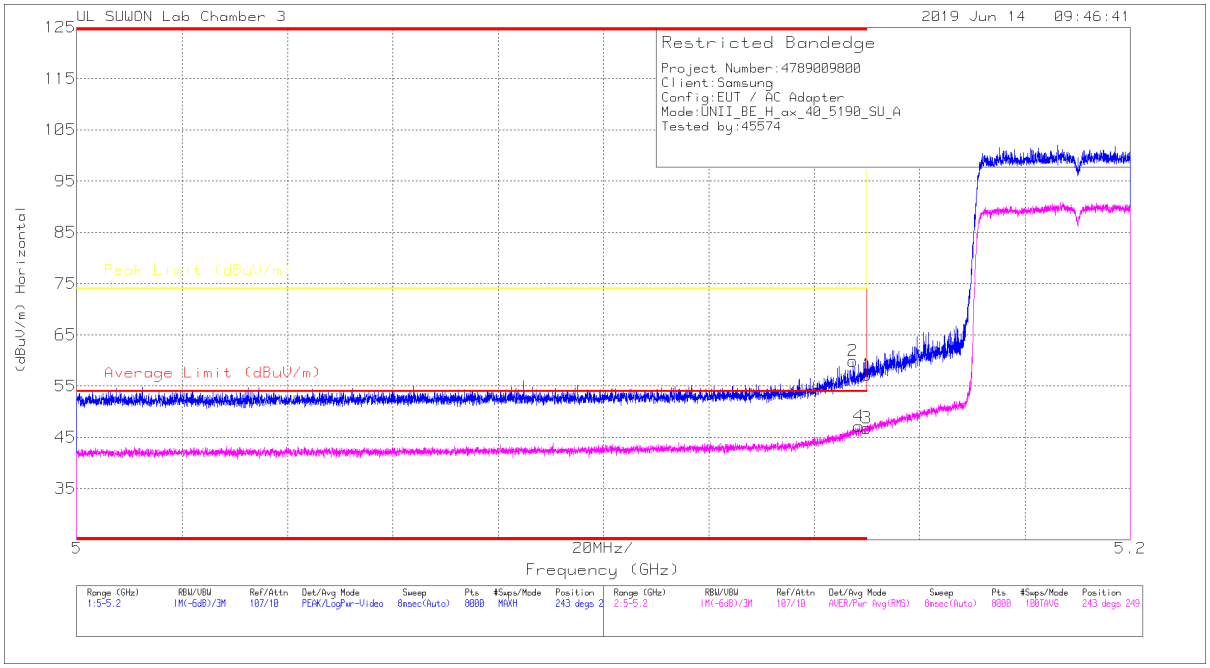

HORIZONTAL DATA

Trace Markers

Marker	Frequency (GHz)	Meter Reading (dBuV)	Det	3117_00205959	10dB[dB]	DC Corr (dB)	Corrected Reading (dBuV/m)	Average Limit (dBuV/m)	Margin (dB)	Peak Limit (dBuV/m)	PK Margin (dB)	Azimuth (Degs)	Height (cm)	Polarity
1	* 5.15	41.77	Pk	34.4	-19	0	57.17	-	-	74	-16.83	243	249	H
2	* 5.147	44.59	Pk	34.4	-19.1	0	59.89	-	-	74	-14.11	243	249	H
3	* 5.15	31.78	RMS	34.4	-19.4	0	46.78	54	-7.22	-	-	243	249	H
4	* 5.148	32.16	RMS	34.4	-19.4	0	47.16	54	-6.84	-	-	243	249	H

* - indicates frequency in CFR47 Pt 15 / IC RSS-Restricted Band
Pk - Peak detector
RMS - RMS detection

UL Korea, Ltd. Confidential
This report shall not be reproduced except in full, without the written approval of UL Korea, Ltd.

VERTICAL PEAK AND AVERAGE PLOT

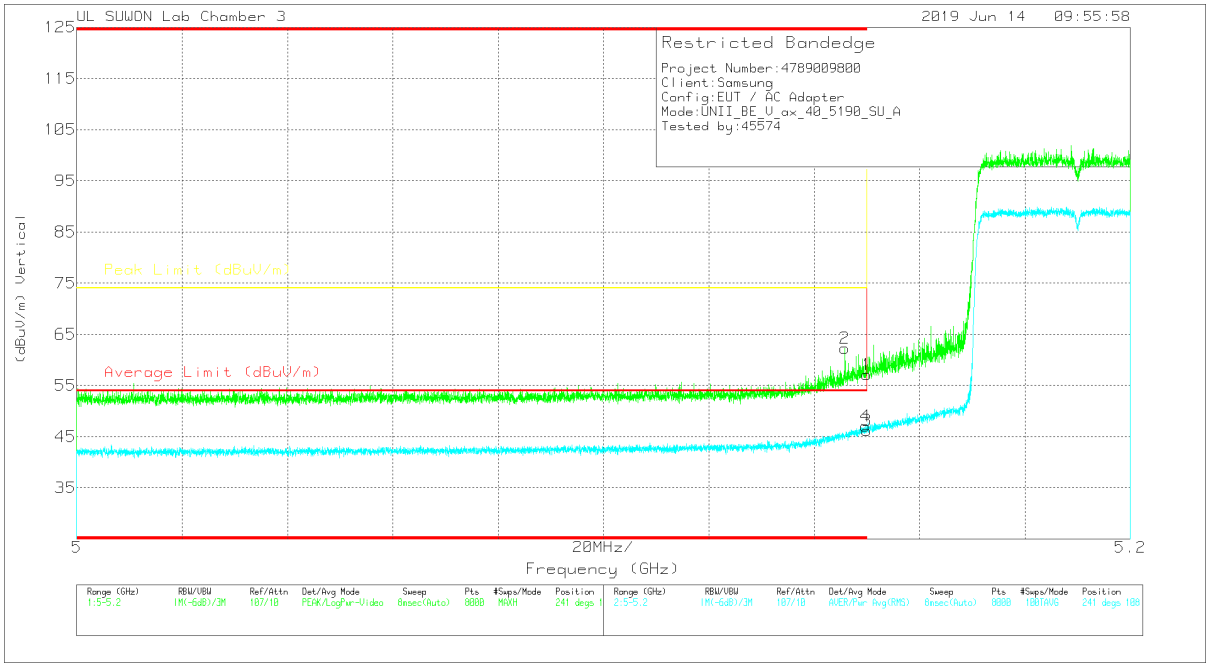

VERTICAL DATA

Trace Markers

Marker	Frequency (GHz)	Meter Reading (dBuV)	Det	3117_00205959	10dB[dB]	DC Corr (dB)	Corrected Reading (dBuV/m)	Average Limit (dBuV/m)	Margin (dB)	Peak Limit (dBuV/m)	PK Margin (dB)	Azimuth (Degs)	Height (cm)	Polarity
1	* 5.15	41.73	Pk	34.4	-19	0	57.13	-	-	74	-16.87	241	108	V
2	* 5.146	47	Pk	34.4	-19.1	0	62.3	-	-	74	-11.7	241	108	V
3	* 5.15	31.17	RMS	34.4	-19.4	0	46.17	54	-7.83	-	-	241	108	V
4	* 5.15	32.05	RMS	34.4	-19.4	0	47.05	54	-6.95	-	-	241	108	V

* - indicates frequency in CFR47 Pt 15 / IC RSS-Restricted Band
Pk - Peak detector
RMS - RMS detection

UL Korea, Ltd. Confidential
This report shall not be reproduced except in full, without the written approval of UL Korea, Ltd.

HE80 SU mode (MIMO)

HORIZONTAL PEAK AND AVERAGE PLOT

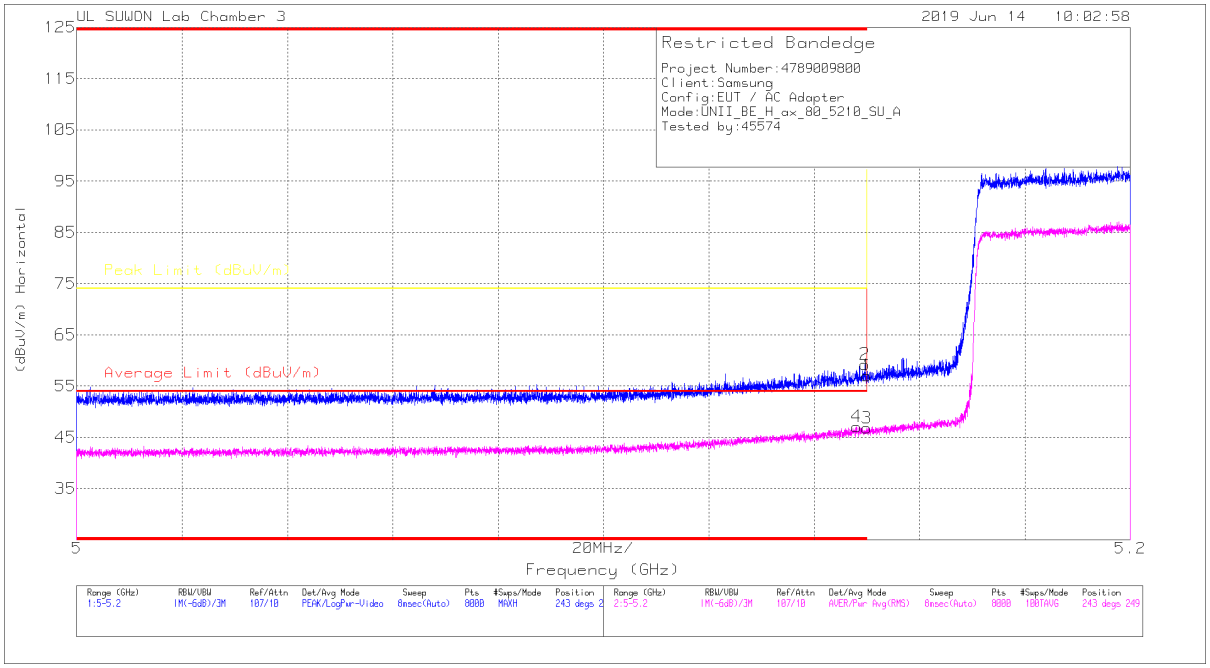

HORIZONTAL DATA

Trace Markers

Marker	Frequency (GHz)	Meter Reading (dBuV)	Det	3117_00205959	10dB[dB]	DC Corr (dB)	Corrected Reading (dBuV/m)	Average Limit (dBuV/m)	Margin (dB)	Peak Limit (dBuV/m)	PK Margin (dB)	Azimuth (Degs)	Height (cm)	Polarity
1	* 5.15	41.66	Pk	34.4	-19	0	57.06	-	-	74	-16.94	243	249	H
2	* 5.15	43.84	Pk	34.4	-19	0	59.24	-	-	74	-14.76	243	249	H
3	* 5.15	31.8	RMS	34.4	-19.4	0	46.8	54	-7.2	-	-	243	249	H
4	* 5.148	32.11	RMS	34.4	-19.4	0	47.11	54	-6.89	-	-	243	249	H

* - indicates frequency in CFR47 Pt 15 / IC RSS-Restricted Band
Pk - Peak detector
RMS - RMS detection

UL Korea, Ltd. Confidential
This report shall not be reproduced except in full, without the written approval of UL Korea, Ltd.

VERTICAL PEAK AND AVERAGE PLOT

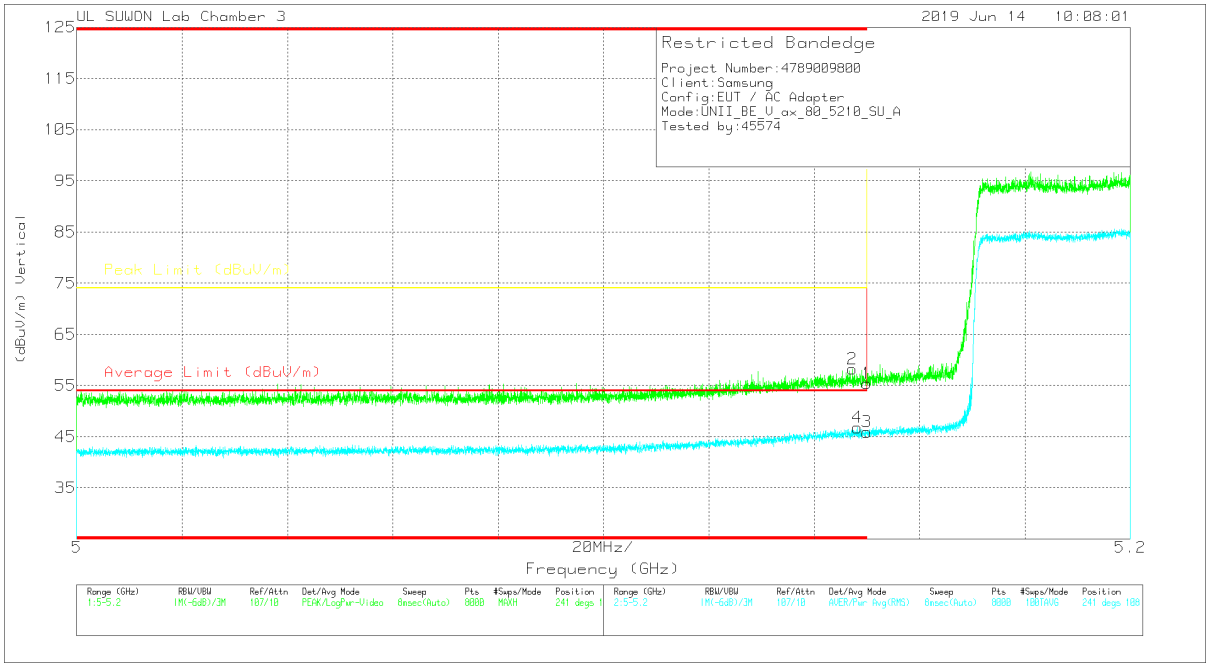

VERTICAL DATA

Trace Markers

Marker	Frequency (GHz)	Meter Reading (dBuV)	Det	3117_00205959	10dB[dB]	DC Corr (dB)	Corrected Reading (dBuV/m)	Average Limit (dBuV/m)	Margin (dB)	Peak Limit (dBuV/m)	PK Margin (dB)	Azimuth (Degs)	Height (cm)	Polarity
1	* 5.15	39.98	Pk	34.4	-19	0	55.38	-	-	74	-18.62	241	108	V
2	* 5.147	42.89	Pk	34.4	-19.1	0	58.19	-	-	74	-15.81	241	108	V
3	* 5.15	30.91	RMS	34.4	-19.4	0	45.91	54	-8.09	-	-	241	108	V
4	* 5.148	31.77	RMS	34.4	-19.4	0	46.77	54	-7.23	-	-	241	108	V

* - indicates frequency in CFR47 Pt 15 / IC RSS-Restricted Band
Pk - Peak detector
RMS - RMS detection

UL Korea, Ltd. Confidential
This report shall not be reproduced except in full, without the written approval of UL Korea, Ltd.

484T RU mode (MIMO / HE80 / RU offset 65)

HORIZONTAL PEAK AND AVERAGE PLOT

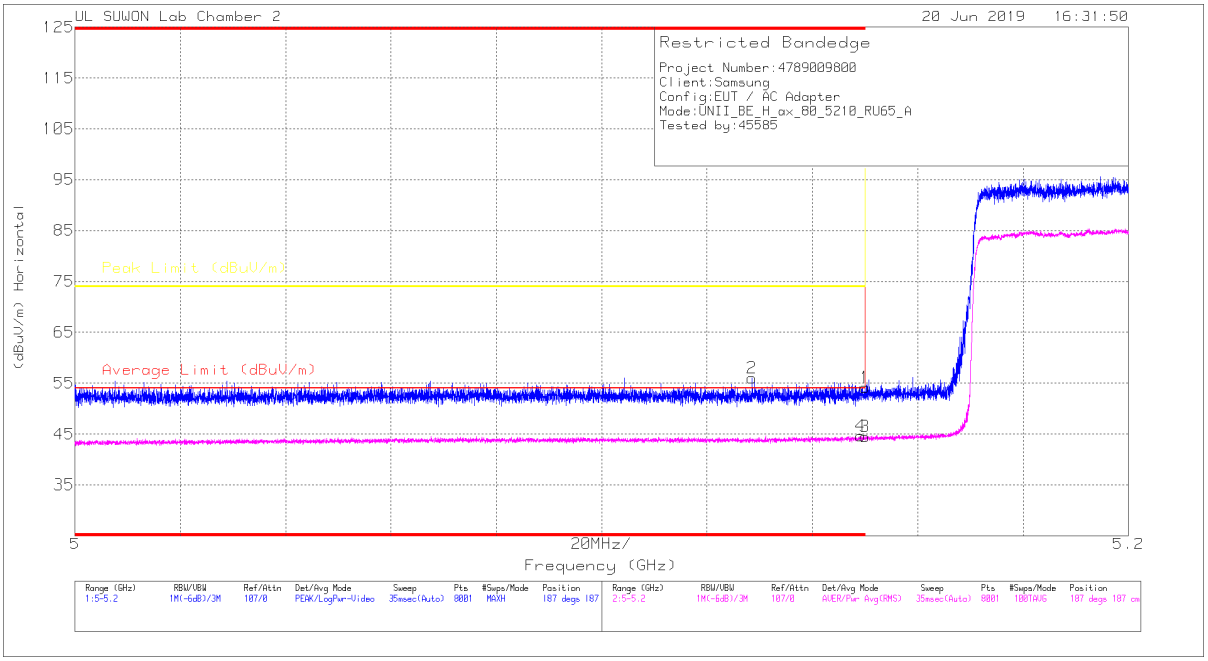

HORIZONTAL DATA

Trace Markers

Marker	Frequency (GHz)	Meter Reading (dBuV)	Det	3117_00168724	10dB[dB]	DC Corr (dB)	Corrected Reading (dBuV/m)	Average Limit (dBuV/m)	Margin (dB)	Peak Limit (dBuV/m)	PK Margin (dB)	Azimuth (Degs)	Height (cm)	Polarity
1	5.15	38.02	Pk	34.3	-18.2	0	54.12	-	-	74	-19.88	187	187	H
2	* 5.129	40.06	Pk	34.2	-18.2	0	56.06	-	-	74	-17.94	187	187	H
3	5.15	27.49	RMS	34.3	-17.3	0	44.49	54	-9.51	-	-	187	187	H
4	* 5.149	27.68	RMS	34.3	-17.3	0	44.68	54	-9.32	-	-	187	187	H

* - indicates frequency in CFR47 Pt 15 / IC RSS-Restricted Band
Pk - Peak detector
RMS - RMS detection

UL Korea, Ltd. Suwon Laboratory FORM ID: FCC_15E
218 Maeyeong-ro, Yeongtong-gu, Suwon-si, Gyeonggi-do, 16675 Korea TEL: (031) 337-9902,FAX: (031) 213-5433
UL Korea, Ltd. Confidential
This report shall not be reproduced except in full, without the written approval of UL Korea, Ltd.

VERTICAL PEAK AND AVERAGE PLOT

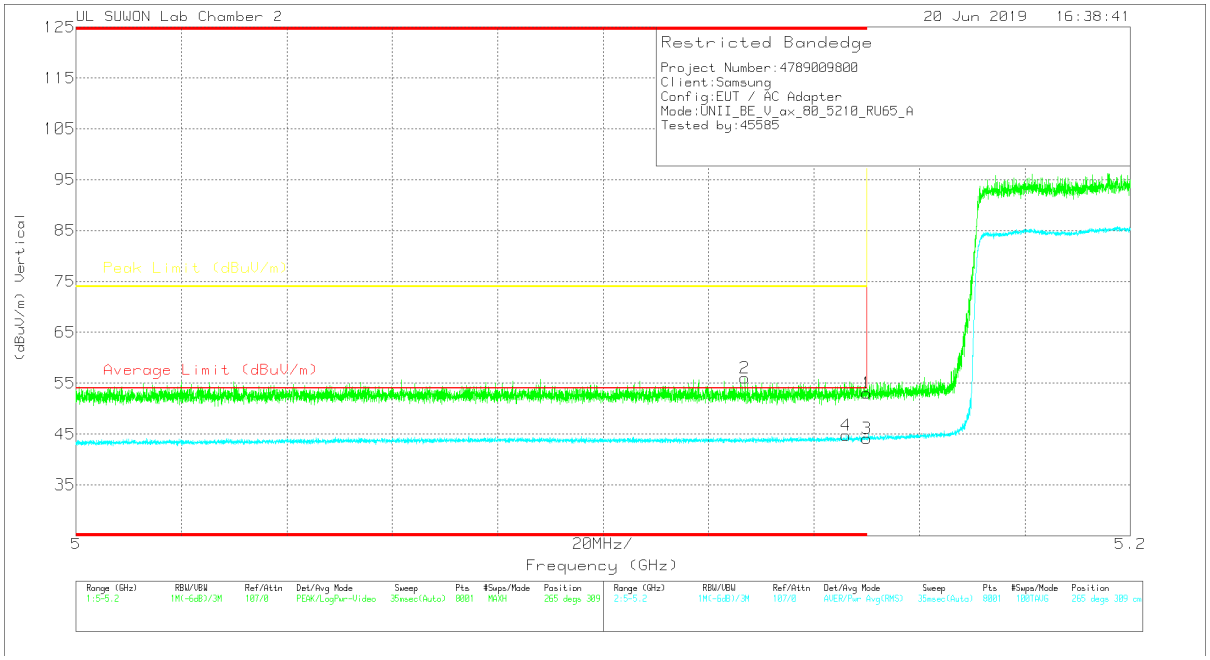

VERTICAL DATA

Trace Markers

Marker	Frequency (GHz)	Meter Reading (dBuV)	Det	3117_00168724	10dB[dB]	DC Corr (dB)	Corrected Reading (dBuV/m)	Average Limit (dBuV/m)	Margin (dB)	Peak Limit (dBuV/m)	PK Margin (dB)	Azimuth (Degs)	Height (cm)	Polarity
1	5.15	36.91	Pk	34.3	-18.2	0	53.01	-	-	74	-20.99	265	309	V
2	* 5.127	39.99	Pk	34.2	-18.2	0	55.99	-	-	74	-18.01	265	309	V
3	5.15	27.13	RMS	34.3	-17.3	0	44.13	54	-9.87	-	-	265	309	V
4	* 5.146	27.78	RMS	34.3	-17.3	0	44.78	54	-9.22	-	-	265	309	V

* - indicates frequency in CFR47 Pt 15 / IC RSS-Restricted Band
Pk - Peak detector
RMS - RMS detection

UL Korea, Ltd. Confidential
This report shall not be reproduced except in full, without the written approval of UL Korea, Ltd.

242T RU mode (MIMO / HE40 / RU offset 61)

HORIZONTAL PEAK AND AVERAGE PLOT

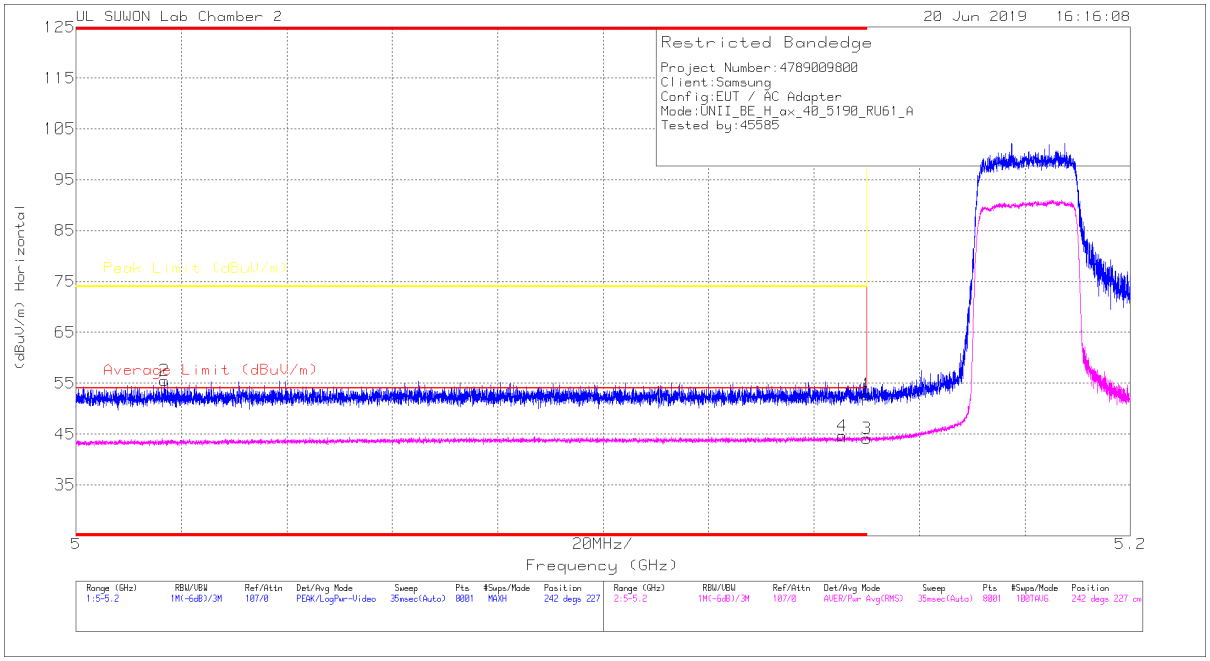

HORIZONTAL DATA

Trace Markers

Marker	Frequency (GHz)	Meter Reading (dBuV)	Det	3117_00168724	10dB[dB]	DC Corr (dB)	Corrected Reading (dBuV/m)	Average Limit (dBuV/m)	Margin (dB)	Peak Limit (dBuV/m)	PK Margin (dB)	Azimuth (Degs)	Height (cm)	Polarity
1	5.15	36.64	Pk	34.3	-18.2	0	52.74	-	-	74	-21.26	242	227	H
2	* 5.017	39.56	Pk	34.1	-18.1	0	55.56	-	-	74	-18.44	242	227	H
3	5.15	27.18	RMS	34.3	-17.3	0	44.18	54	-9.82	-	-	242	227	H
4	* 5.145	27.63	RMS	34.3	-17.3	0	44.63	54	-9.37	-	-	242	227	H

* - indicates frequency in CFR47 Pt 15 / IC RSS-Restricted Band
Pk - Peak detector
RMS - RMS detection

UL Korea, Ltd. Suwon Laboratory FORM ID: FCC_15E
218 Maeyeong-ro, Yeongtong-gu, Suwon-si, Gyeonggi-do, 16675 Korea TEL: (031) 337-9902,FAX: (031) 213-5433
UL Korea, Ltd. Confidential
This report shall not be reproduced except in full, without the written approval of UL Korea, Ltd.

VERTICAL PEAK AND AVERAGE PLOT

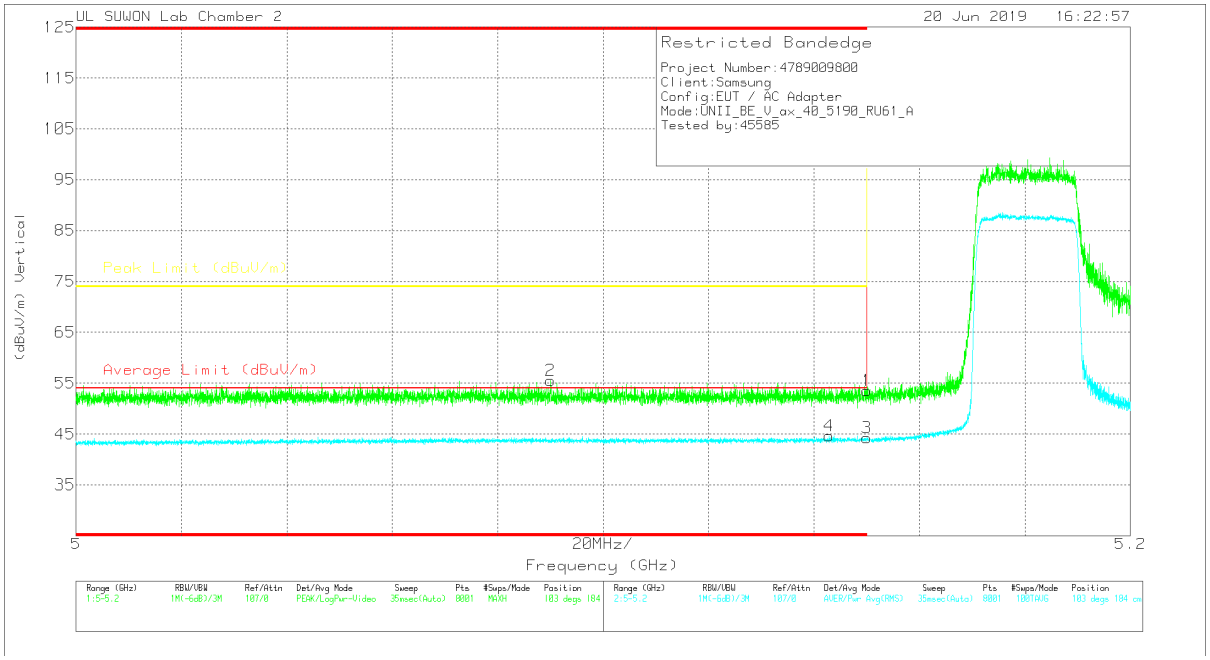

VERTICAL DATA

Trace Markers

Marker	Frequency (GHz)	Meter Reading (dBuV)	Det	3117_00168724	10dB[dB]	DC Corr (dB)	Corrected Reading (dBuV/m)	Average Limit (dBuV/m)	Margin (dB)	Peak Limit (dBuV/m)	PK Margin (dB)	Azimuth (Degs)	Height (cm)	Polarity
1	5.15	37.45	Pk	34.3	-18.2	0	53.55	-	-	74	-20.45	103	184	V
2	* 5.09	39.47	Pk	34.2	-18.2	0	55.47	-	-	74	-18.53	103	184	V
3	5.15	27.26	RMS	34.3	-17.3	0	44.26	54	-9.74	-	-	103	184	V
4	* 5.143	27.64	RMS	34.3	-17.3	0	44.64	54	-9.36	-	-	103	184	V

* - indicates frequency in CFR47 Pt 15 / IC RSS-Restricted Band
Pk - Peak detector
RMS - RMS detection

UL Korea, Ltd. Confidential
This report shall not be reproduced except in full, without the written approval of UL Korea, Ltd.

106T RU mode (MIMO / HE20 / RU offset 53)

HORIZONTAL PEAK AND AVERAGE PLOT

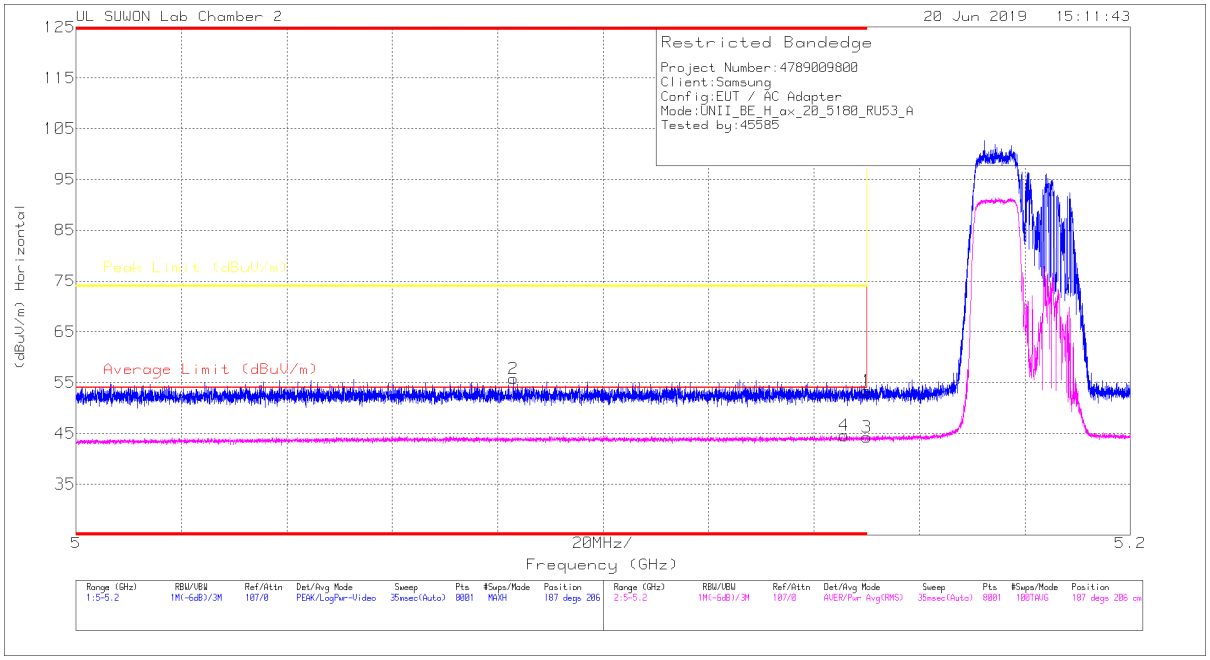

HORIZONTAL DATA

Trace Markers

Marker	Frequency (GHz)	Meter Reading (dBuV)	Det	3117_00168724	10dB[dB]	DC Corr (dB)	Corrected Reading (dBuV/m)	Average Limit (dBuV/m)	Margin (dB)	Peak Limit (dBuV/m)	PK Margin (dB)	Azimuth (Degs)	Height (cm)	Polarity
1	5.15	37.33	Pk	34.3	-18.2	0	53.43	-	-	74	-20.57	187	206	H
2	* 5.083	39.79	Pk	34.2	-18.2	0	55.79	-	-	74	-18.21	187	206	H
3	5.15	27.25	RMS	34.3	-17.3	0	44.25	54	-9.75	-	-	187	206	H
4	* 5.146	27.58	RMS	34.3	-17.3	0	44.58	54	-9.42	-	-	187	206	H

* - indicates frequency in CFR47 Pt 15 / IC RSS-Restricted Band
Pk - Peak detector
RMS - RMS detection

UL Korea, Ltd. Confidential
This report shall not be reproduced except in full, without the written approval of UL Korea, Ltd.

VERTICAL PEAK AND AVERAGE PLOT

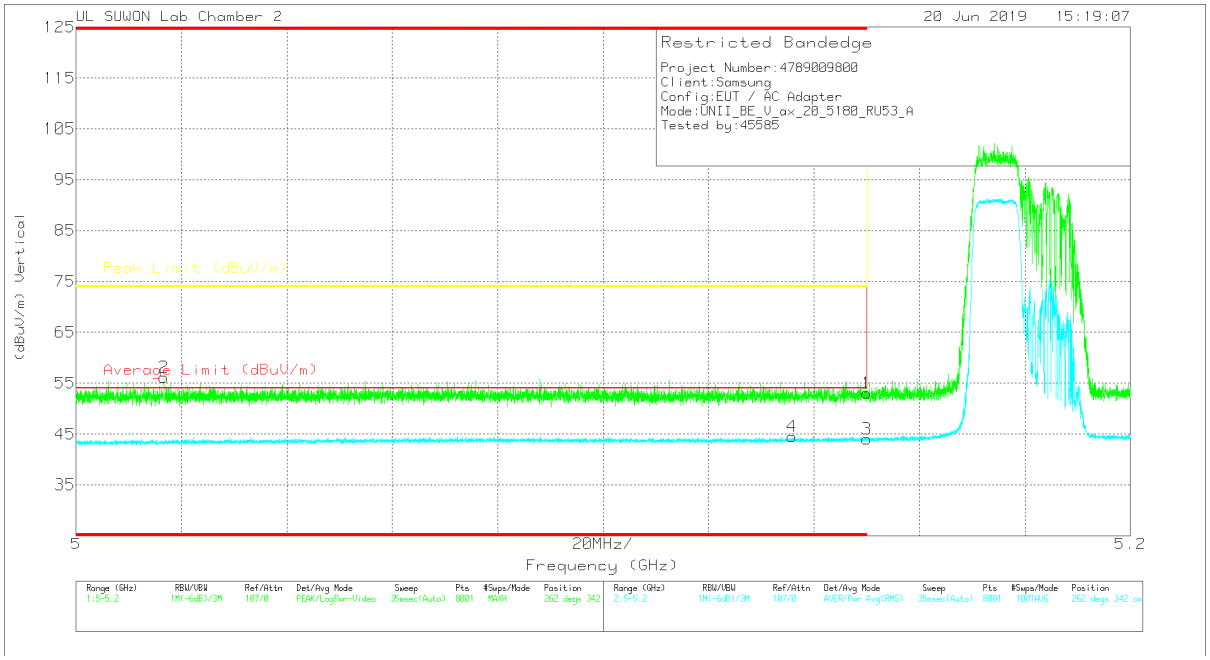

VERTICAL DATA

Trace Markers

Marker	Frequency (GHz)	Meter Reading (dBuV)	Det	3117_00168724	10dB[dB]	DC Corr (dB)	Corrected Reading (dBuV/m)	Average Limit (dBuV/m)	Margin (dB)	Peak Limit (dBuV/m)	PK Margin (dB)	Azimuth (Degs)	Height (cm)	Polarity
1	5.15	36.91	Pk	34.3	-18.2	0	53.01	-	-	74	-20.99	262	342	V
2	* 5.017	40.17	Pk	34.1	-18.1	0	56.17	-	-	74	-17.83	262	342	V
3	5.15	27.06	RMS	34.3	-17.3	0	44.06	54	-9.94	-	-	262	342	V
4	* 5.136	27.48	RMS	34.3	-17.3	0	44.48	54	-9.52	-	-	262	342	V

* - indicates frequency in CFR47 Pt 15 / IC RSS-Restricted Band
Pk - Peak detector
RMS - RMS detection

UL Korea, Ltd. Confidential
This report shall not be reproduced except in full, without the written approval of UL Korea, Ltd.

52T RU mode (MIMO / HE20 / RU offset 37)

HORIZONTAL PEAK AND AVERAGE PLOT

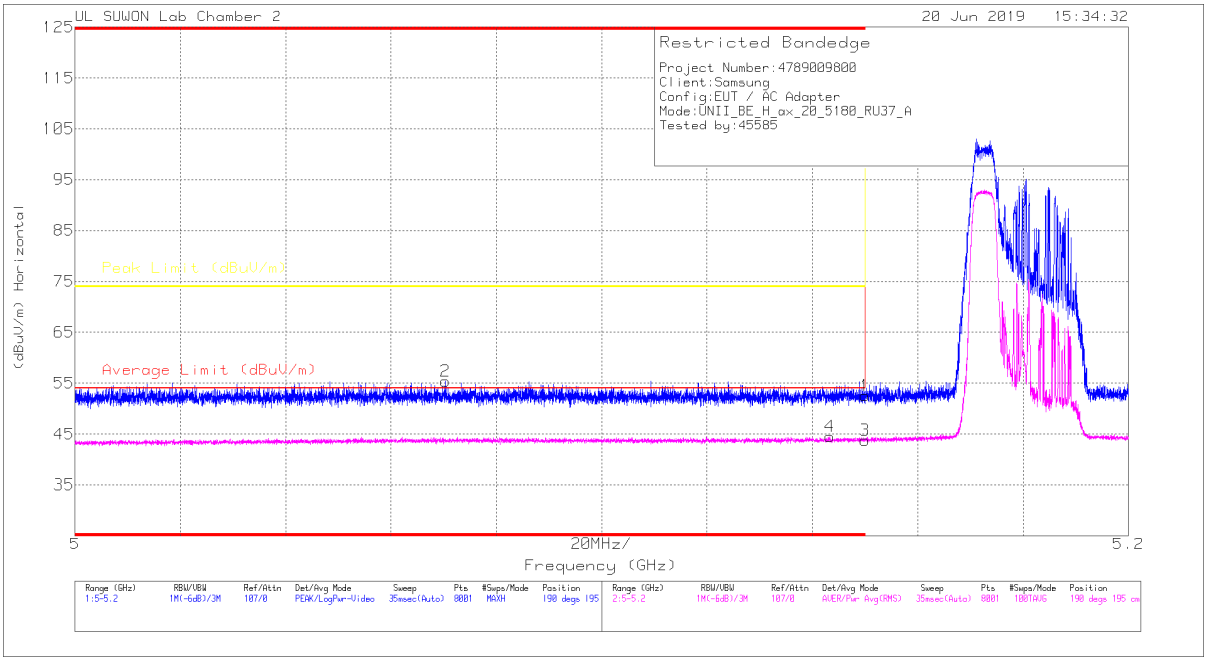

HORIZONTAL DATA

Trace Markers

Marker	Frequency (GHz)	Meter Reading (dBuV)	Det	3117_00168724	10dB[dB]	DC Corr (dB)	Corrected Reading (dBuV/m)	Average Limit (dBuV/m)	Margin (dB)	Peak Limit (dBuV/m)	PK Margin (dB)	Azimuth (Degs)	Height (cm)	Polarity
1	5.15	36.44	Pk	34.3	-18.2	0	52.54	-	-	74	-21.46	190	195	H
2	* 5.07	39.39	Pk	34.2	-18.2	0	55.39	-	-	74	-18.61	190	195	H
3	5.15	26.77	RMS	34.3	-17.3	0	43.77	54	-10.23	-	-	190	195	H
4	* 5.143	27.48	RMS	34.3	-17.3	0	44.48	54	-9.52	-	-	190	195	H

* - indicates frequency in CFR47 Pt 15 / IC RSS-Restricted Band
Pk - Peak detector
RMS - RMS detection

UL Korea, Ltd. Confidential
This report shall not be reproduced except in full, without the written approval of UL Korea, Ltd.

VERTICAL PEAK AND AVERAGE PLOT

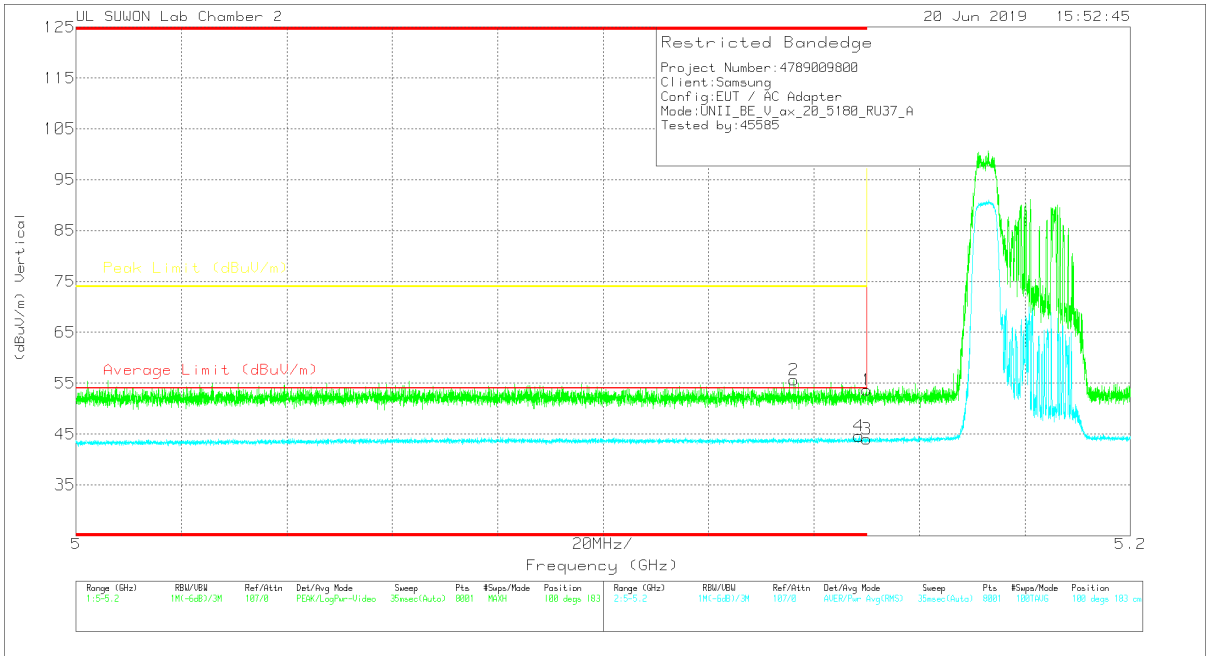

VERTICAL DATA

Trace Markers

Marker	Frequency (GHz)	Meter Reading (dBuV)	Det	3117_00168724	10dB[dB]	DC Corr (dB)	Corrected Reading (dBuV/m)	Average Limit (dBuV/m)	Margin (dB)	Peak Limit (dBuV/m)	PK Margin (dB)	Azimuth (Degs)	Height (cm)	Polarity
1	5.15	37.61	Pk	34.3	-18.2	0	53.71	-	-	74	-20.29	100	183	V
2	* 5.136	39.55	Pk	34.3	-18.2	0	55.65	-	-	74	-18.35	100	183	V
3	5.15	26.97	RMS	34.3	-17.3	0	43.97	54	-10.03	-	-	100	183	V
4	* 5.149	27.58	RMS	34.3	-17.3	0	44.58	54	-9.42	-	-	100	183	V

* - indicates frequency in CFR47 Pt 15 / IC RSS-Restricted Band
Pk - Peak detector
RMS - RMS detection

UL Korea, Ltd. Confidential
This report shall not be reproduced except in full, without the written approval of UL Korea, Ltd.

26T RU mode (MIMO / HE20 / RU offset 0)

HORIZONTAL PEAK AND AVERAGE PLOT

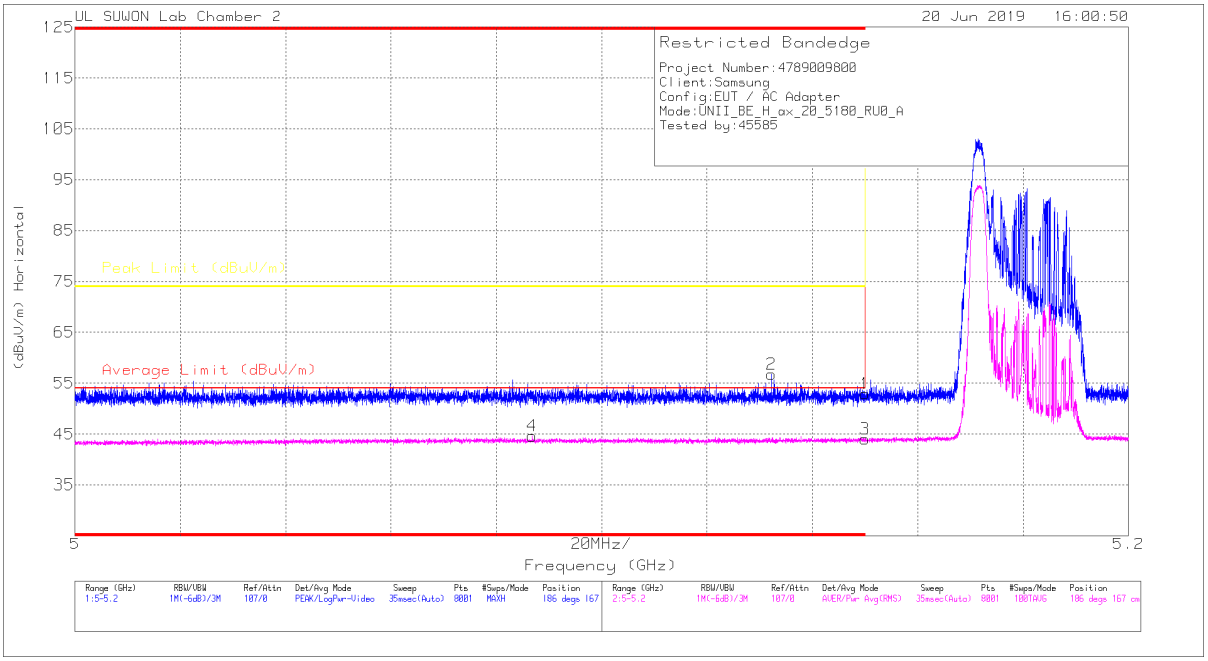

HORIZONTAL DATA

Trace Markers

Marker	Frequency (GHz)	Meter Reading (dBuV)	Det	3117_00168724	10dB[dB]	DC Corr (dB)	Corrected Reading (dBuV/m)	Average Limit (dBuV/m)	Margin (dB)	Peak Limit (dBuV/m)	PK Margin (dB)	Azimuth (Degs)	Height (cm)	Polarity
1	5.15	36.87	Pk	34.3	-18.2	0	52.97	-	-	74	-21.03	186	167	H
2	* 5.132	40.8	Pk	34.2	-18.2	0	56.8	-	-	74	-17.2	186	167	H
3	5.15	26.98	RMS	34.3	-17.3	0	43.98	54	-10.02	-	-	186	167	H
4	* 5.087	27.78	RMS	34.2	-17.4	0	44.58	54	-9.42	-	-	186	167	H

* - indicates frequency in CFR47 Pt 15 / IC RSS-Restricted Band
Pk - Peak detector
RMS - RMS detection

UL Korea, Ltd. Confidential
This report shall not be reproduced except in full, without the written approval of UL Korea, Ltd.

VERTICAL PEAK AND AVERAGE PLOT

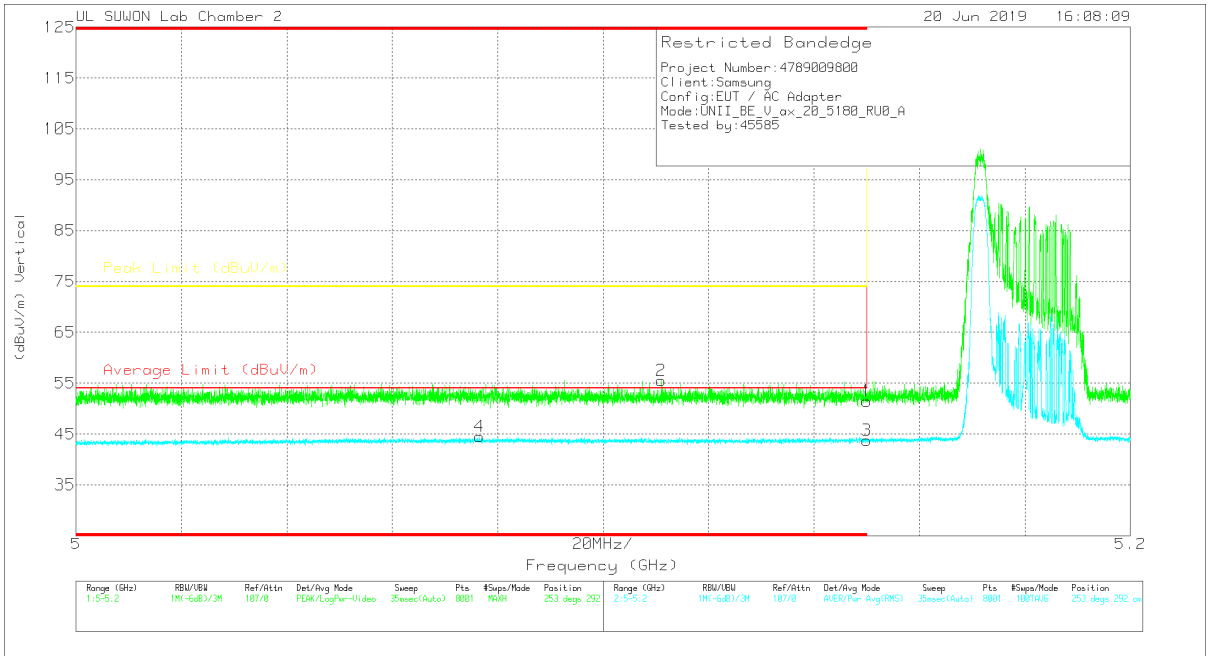

VERTICAL DATA

Trace Markers

Marker	Frequency (GHz)	Meter Reading (dBuV)	Det	3117_00168724	10dB[dB]	DC Corr (dB)	Corrected Reading (dBuV/m)	Average Limit (dBuV/m)	Margin (dB)	Peak Limit (dBuV/m)	PK Margin (dB)	Azimuth (Degs)	Height (cm)	Polarity
1	5.15	35.4	Pk	34.3	-18.2	0	51.5	-	-	74	-22.5	253	292	V
2	* 5.111	39.48	Pk	34.2	-18.2	0	55.48	-	-	74	-18.52	253	292	V
3	5.15	26.73	RMS	34.3	-17.3	0	43.73	54	-10.27	-	-	253	292	V
4	* 5.077	27.66	RMS	34.2	-17.4	0	44.46	54	-9.54	-	-	253	292	V

* - indicates frequency in CFR47 Pt 15 / IC RSS-Restricted Band
Pk - Peak detector
RMS - RMS detection

UL Korea, Ltd. Confidential
This report shall not be reproduced except in full, without the written approval of UL Korea, Ltd.

HARMONICS AND SPURIOUS EMISSIONS

HE20 SU mode (MIMO)

LOW CHANNEL HORIZONTAL

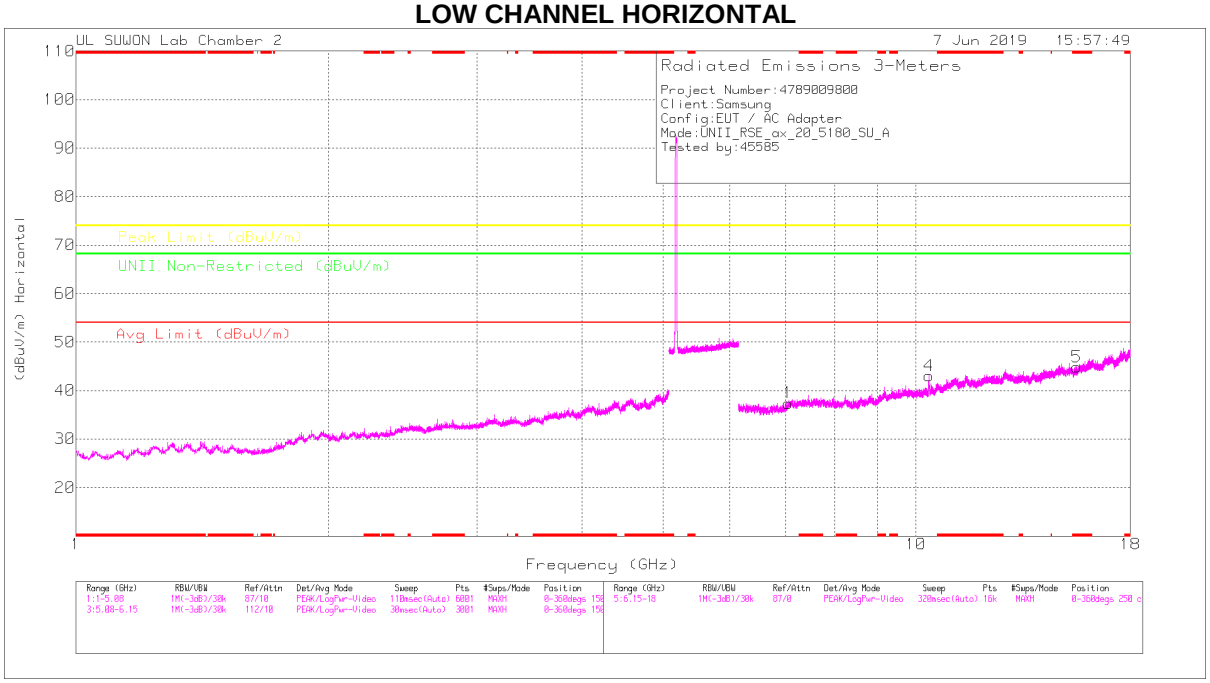

LOW CHANNEL VERTICAL

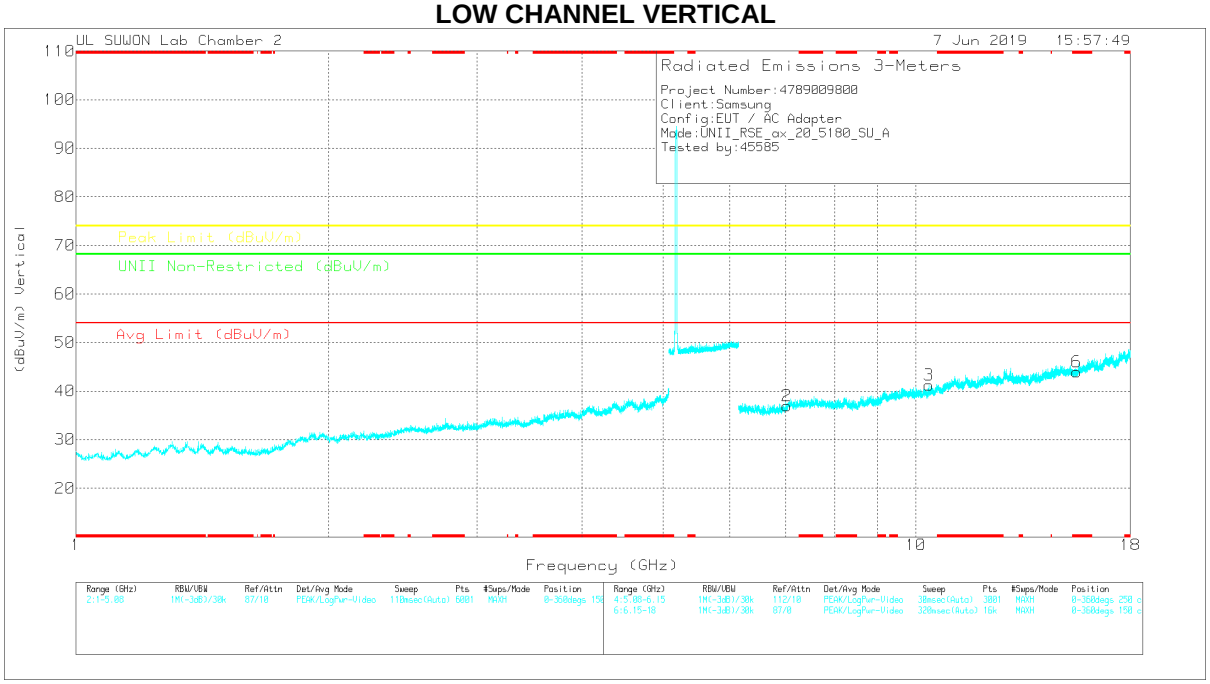

Note: Emission was scanned up to 40GHz; No emissions were detected above the noise floor which was at least 20dB below the specification limit.

UL Korea, Ltd. Confidential
This report shall not be reproduced except in full, without the written approval of UL Korea, Ltd.

LOW CHANNEL DATA

Trace Markers

Marker	Frequency (GHz)	Meter Reading (dBuV)	Det	3117_00168724	6GHz_HP[dB]	DC Corr (dB)	Corrected Reading (dBuV/m)	Avg Limit (dBuV/m)	Margin (dB)	Peak Limit (dBuV/m)	Margin (dB)	UNII Non-Restricted (dBuV/m)	Margin (dB)	Azimuth (Degs)	Height (cm)	Polarity
1	7.047	26.22	PK	35.9	-24.7	0	37.42	-	-	-	-	68.2	-30.78	0-360	250	H
4	10.36	26.54	PK	37.5	-21	0	43.04	-	-	-	-	68.2	-25.16	0-360	150	H
5	* 15.548	24.63	PK	39.9	-19.7	0	44.83	-	-	74	-29.17	-	-	0-360	150	H
2	7.024	26.46	PK	35.9	-25.4	0	36.96	-	-	-	-	68.2	-31.24	0-360	250	V
3	10.359	24.69	PK	37.5	-21	0	41.19	-	-	-	-	68.2	-27.01	0-360	150	V
6	* 15.541	23.78	PK	39.9	-19.7	0	43.98	-	-	74	-30.02	-	-	0-360	150	V

* - indicates frequency in CFR47 Pt 15 / IC RSS-Restricted Band
PK – Peak Detector

Radiated Emissions

Frequency (GHz)	Meter Reading (dBuV)	Det	3117_00168724	6GHz_HP[dB]	DC Corr (dB)	Corrected Reading (dBuV/m)	Avg Limit (dBuV/m)	Margin (dB)	Peak Limit (dBuV/m)	Margin (dB)	UNII Non-Restricted (dBuV/m)	Margin (dB)	Azimuth (Degs)	Height (cm)	Polarity
10.356	39.78	PK-U	37.5	-21	0	56.28	-	-	-	-	68.2	-11.92	138	166	H
10.361	35.94	PK-U	37.5	-21	0	52.44	-	-	-	-	68.2	-15.76	182	162	V

* - indicates frequency in CFR47 Pt 15 / IC RSS-Restricted Band
PK-U - U-NII: Maximum Peak

UL Korea, Ltd. Suwon Laboratory FORM ID: FCC_15E
218 Maeyeong-ro, Yeongtong-gu, Suwon-si, Gyeonggi-do, 16675 Korea TEL: (031) 337-9902,FAX: (031) 213-5433
UL Korea, Ltd. Confidential
This report shall not be reproduced except in full, without the written approval of UL Korea, Ltd.

MID CHANNEL HORIZONTAL

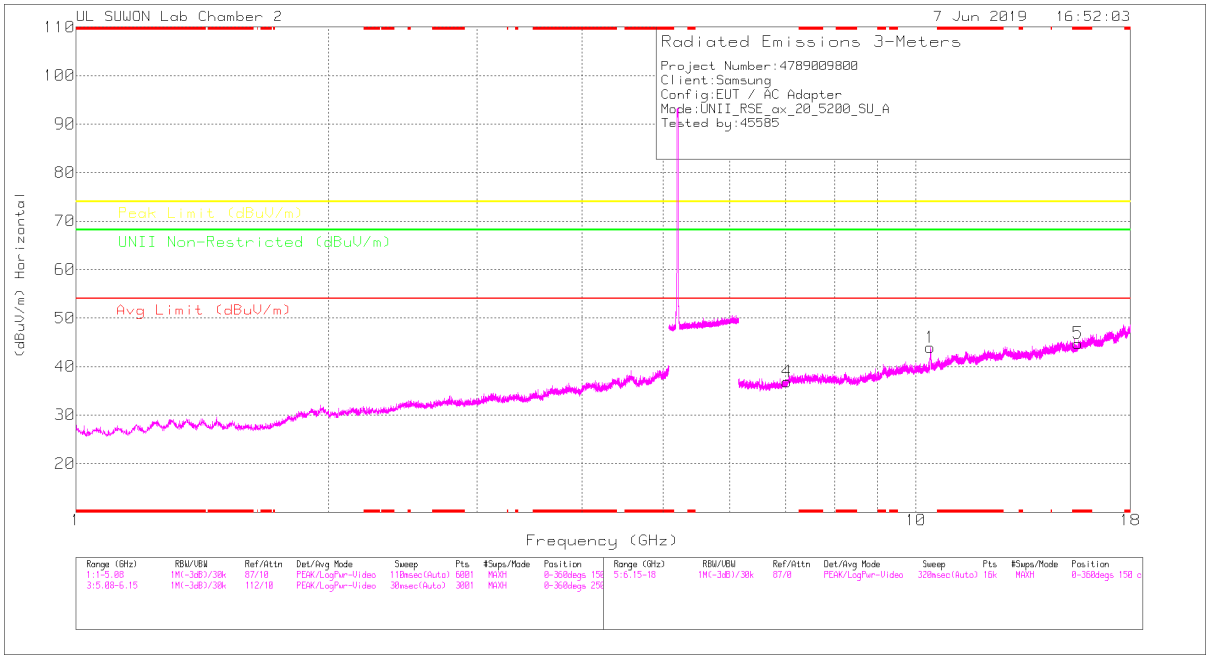

MID CHANNEL VERTICAL

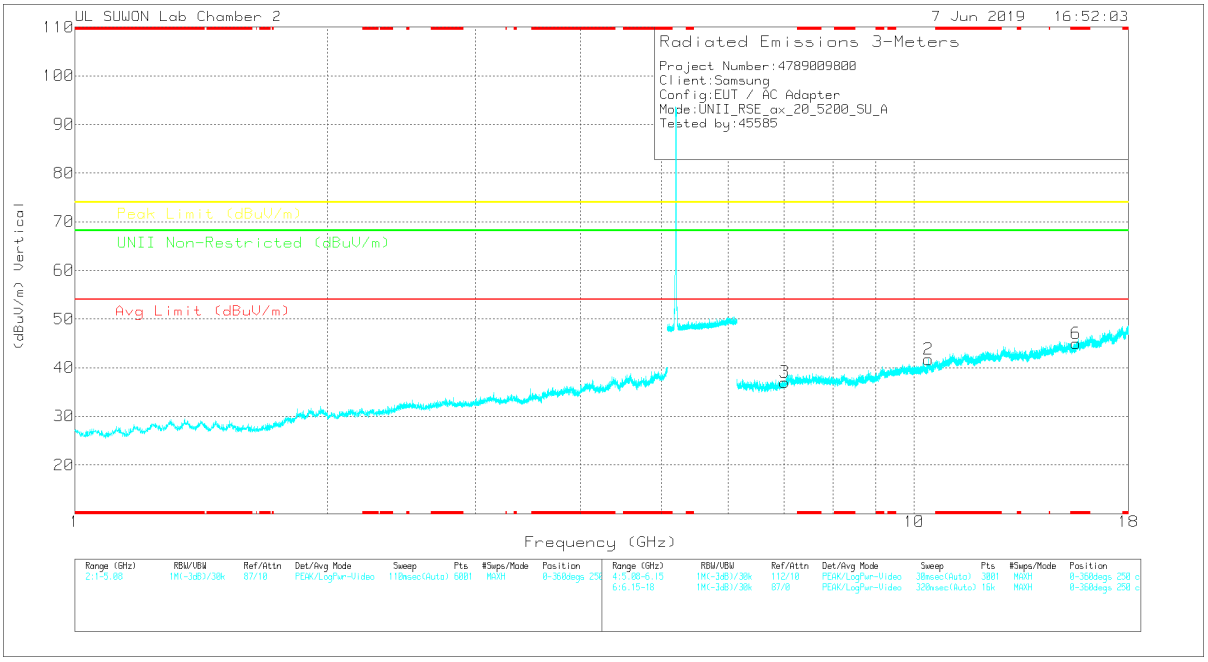

Note: Emission was scanned up to 40GHz; No emissions were detected above the noise floor which was at least 20dB below the specification limit.

UL Korea, Ltd. Confidential
This report shall not be reproduced except in full, without the written approval of UL Korea, Ltd.

MID CHANNEL DATA

Trace Markers

Marker	Frequency (GHz)	Meter Reading (dBuV)	Det	3117_00168724	6GHz_HP[dB]	DC Corr (dB)	Corrected Reading (dBuV/m)	Avg Limit (dBuV/m)	Margin (dB)	Peak Limit (dBuV/m)	Margin (dB)	UNII Non-Restricted (dBuV/m)	Margin (dB)	Azimuth (Degs)	Height (cm)	Polarity
1	10.399	27.26	PK	37.6	-20.9	0	43.96	-	-	-	-	68.2	-24.24	0-360	250	H
4	7.016	26.5	PK	35.8	-25.4	0	36.9	-	-	-	-	68.2	-31.3	0-360	150	H
5	* 15.598	24.59	PK	40	-19.8	0	44.79	-	-	74	-29.21	-	-	0-360	150	H
2	10.402	25.09	PK	37.6	-21	0	41.69	-	-	-	-	68.2	-26.51	0-360	150	V
3	7.006	26.93	PK	35.8	-25.7	0	37.03	-	-	-	-	68.2	-31.17	0-360	150	V
6	* 15.601	24.73	PK	40	-19.8	0	44.93	-	-	74	-29.07	-	-	0-360	250	V

* - indicates frequency in CFR47 Pt 15 / IC RSS-Restricted Band
PK – Peak Detector

Radiated Emissions

Frequency (GHz)	Meter Reading (dBuV)	Det	3117_00168724	6GHz_HP[dB]	DC Corr (dB)	Corrected Reading (dBuV/m)	Avg Limit (dBuV/m)	Margin (dB)	Peak Limit (dBuV/m)	Margin (dB)	UNII Non-Restricted (dBuV/m)	Margin (dB)	Azimuth (Degs)	Height (cm)	Polarity
10.405	39.66	PK-U	37.6	-20.9	0	56.36	-	-	-	-	68.2	-11.84	138	163	H
10.399	35.82	PK-U	37.6	-20.9	0	52.52	-	-	-	-	68.2	-15.68	174	151	V

* - indicates frequency in CFR47 Pt 15 / IC RSS-Restricted Band
PK-U - U-NII: Maximum Peak

UL Korea, Ltd. Confidential
This report shall not be reproduced except in full, without the written approval of UL Korea, Ltd.

HIGH CHANNEL HORIZONTAL

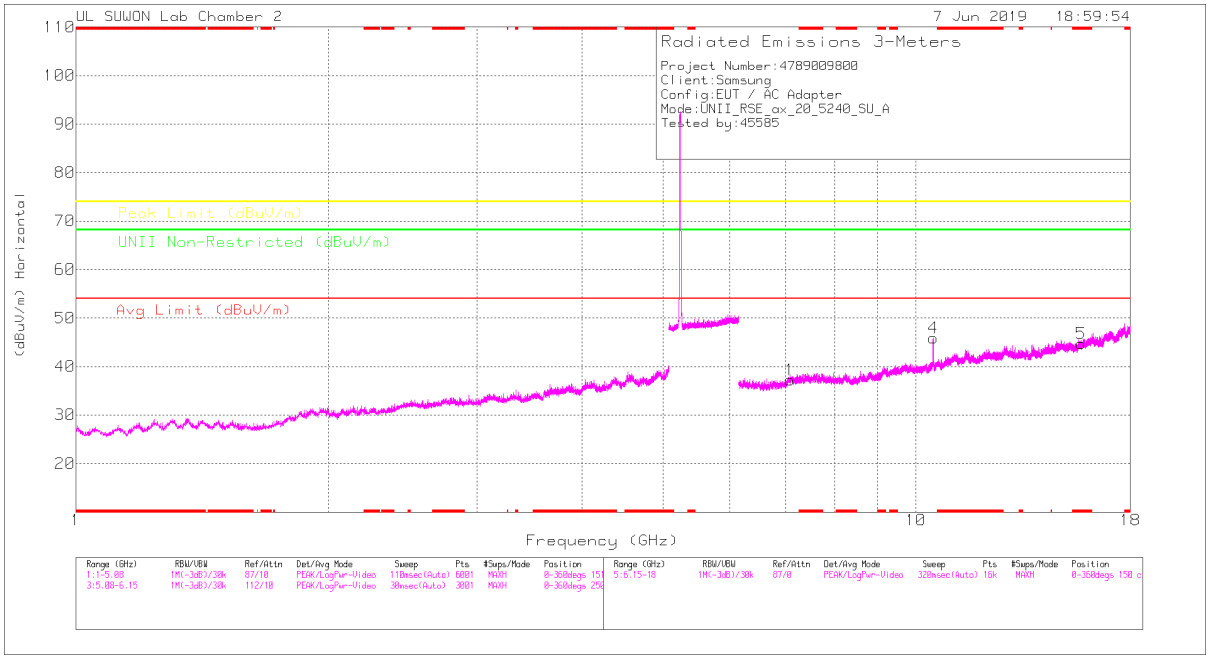

HIGH CHANNEL VERTICAL

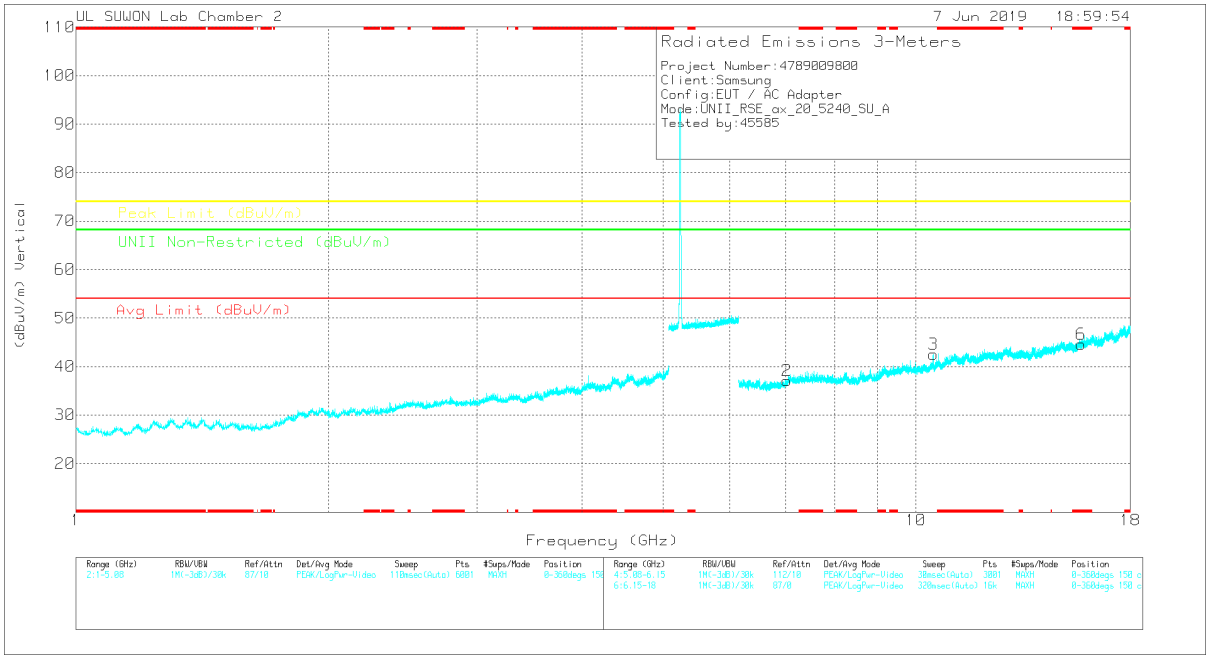

Note: Emission was scanned up to 40GHz; No emissions were detected above the noise floor which was at least 20dB below the specification limit.

UL Korea, Ltd. Confidential
This report shall not be reproduced except in full, without the written approval of UL Korea, Ltd.

HIGH CHANNEL DATA

Trace Markers

Marker	Frequency (GHz)	Meter Reading (dBuV)	Det	3117_00168724	6GHz_HP[dB]	DC Corr (dB)	Corrected Reading (dBuV/m)	Avg Limit (dBuV/m)	Margin (dB)	Peak Limit (dBuV/m)	Margin (dB)	UNII Non-Restricted (dBuV/m)	Margin (dB)	Azimuth (Degs)	Height (cm)	Polarity
1	7.079	25.24	PK	35.9	-23.9	0	37.24	-	-	-	-	68.2	-30.96	0-360	250	H
4	10.48	29.01	PK	37.7	-20.8	0	45.91	-	-	-	-	68.2	-22.29	0-360	150	H
5	* 15.721	24.17	PK	40.2	-19.6	0	44.77	-	-	74	-29.23	-	-	0-360	150	H
2	7.022	26.65	PK	35.9	-25.4	0	37.15	-	-	-	-	68.2	-31.05	0-360	150	V
3	10.481	25.64	PK	37.7	-20.8	0	42.54	-	-	-	-	68.2	-25.66	0-360	150	V
6	* 15.72	23.88	PK	40.2	-19.5	0	44.58	-	-	74	-29.42	-	-	0-360	150	V

* - indicates frequency in CFR47 Pt 15 / IC RSS-Restricted Band
PK – Peak Detector

Radiated Emissions

Frequency (GHz)	Meter Reading (dBuV)	Det	3117_00168724	6GHz_HP[dB]	DC Corr (dB)	Corrected Reading (dBuV/m)	Avg Limit (dBuV/m)	Margin (dB)	Peak Limit (dBuV/m)	Margin (dB)	UNII Non-Restricted (dBuV/m)	Margin (dB)	Azimuth (Degs)	Height (cm)	Polarity
10.479	41.07	PK-U	37.7	-20.8	0	57.97	-	-	-	-	68.2	-10.23	137	166	H
10.486	37.77	PK-U	37.7	-20.7	0	54.77	-	-	-	-	68.2	-13.43	175	145	V

* - indicates frequency in CFR47 Pt 15 / IC RSS-Restricted Band
PK-U - U-NII: Maximum Peak

UL Korea, Ltd. Suwon Laboratory FORM ID: FCC_15E
218 Maeyeong-ro, Yeongtong-gu, Suwon-si, Gyeonggi-do, 16675 Korea TEL: (031) 337-9902,FAX: (031) 213-5433
UL Korea, Ltd. Confidential
This report shall not be reproduced except in full, without the written approval of UL Korea, Ltd.

HE40 SU mode (MIMO)

LOW CHANNEL HORIZONTAL

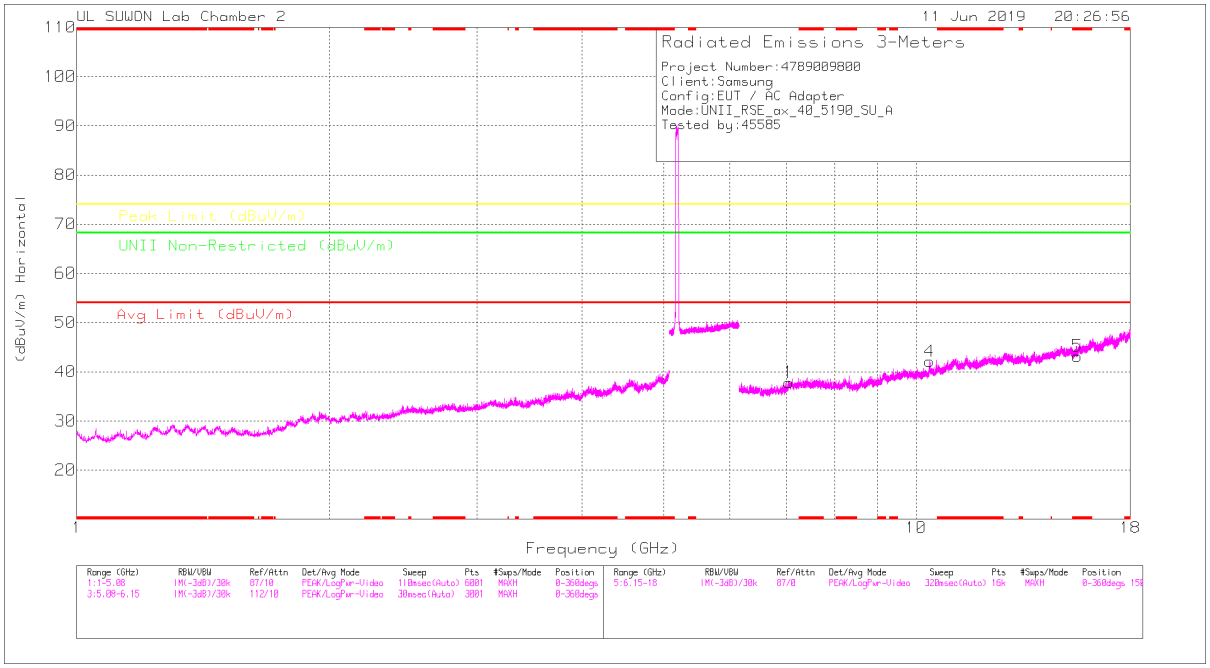

LOW CHANNEL VERTICAL

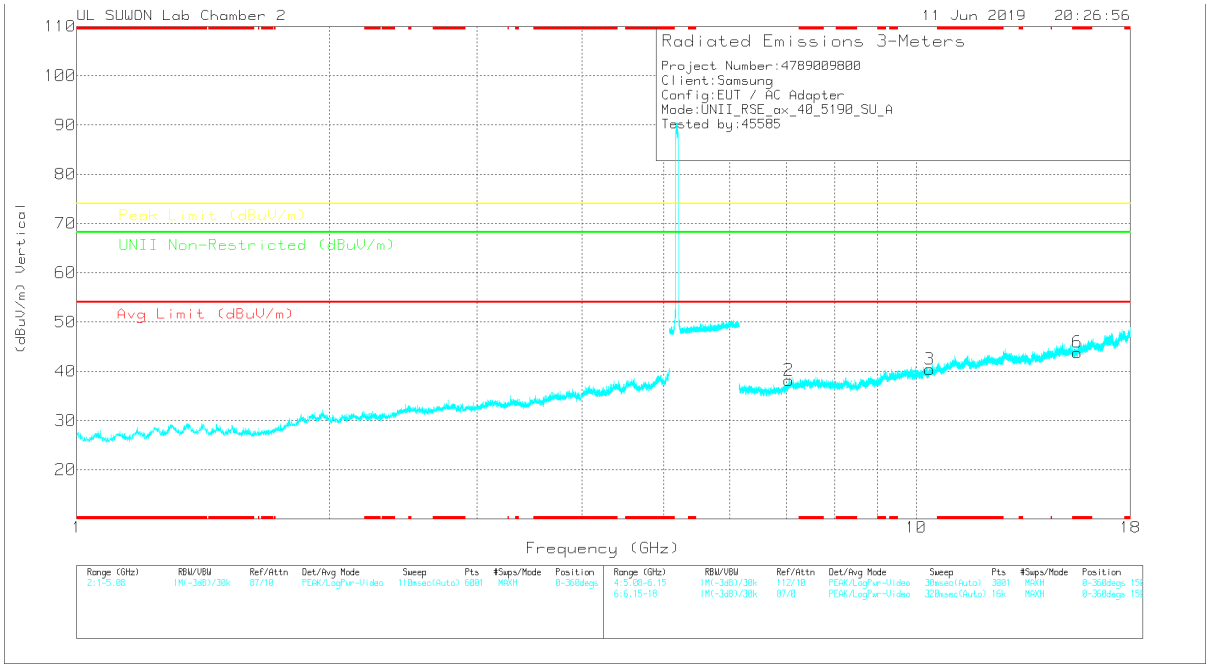

Note: Emission was scanned up to 40GHz; No emissions were detected above the noise floor which was at least 20dB below the specification limit.

UL Korea, Ltd. Confidential
This report shall not be reproduced except in full, without the written approval of UL Korea, Ltd.

LOW CHANNEL DATA

Trace Markers

Marker	Frequency (GHz)	Meter Reading (dBuV)	Det	3117_00168724	6GHz_HP[dB]	DC Corr (dB)	Corrected Reading (dBuV/m)	Avg Limit (dBuV/m)	Margin (dB)	Peak Limit (dBuV/m)	Margin (dB)	UNII Non-Restricted (dBuV/m)	Margin (dB)	Azimuth (Degs)	Height (cm)	Polarity
1	7.049	26.6	PK	35.9	-24.7	0	37.8	-	-	-	-	68.2	-30.4	0-360	150	H
4	10.378	25.47	PK	37.6	-21	0	42.07	-	-	-	-	68.2	-26.13	0-360	250	H
5	* 15.57	22.98	PK	40	-19.8	0	43.18	-	-	74	-30.82	-	-	0-360	250	H
2	7.054	26.79	PK	35.9	-24.5	0	38.19	-	-	-	-	68.2	-30.01	0-360	250	V
3	10.379	23.8	PK	37.6	-21	0	40.4	-	-	-	-	68.2	-27.8	0-360	250	V
6	* 15.57	23.63	PK	40	-19.8	0	43.83	-	-	74	-30.17	-	-	0-360	150	V

* - indicates frequency in CFR47 Pt 15 / IC RSS-Restricted Band
PK – Peak Detector

Note: Only peak measurement was performed. Because peak measurement result of unwanted emission is less than average limit (54dBuV/m).

UL Korea, Ltd. Confidential
This report shall not be reproduced except in full, without the written approval of UL Korea, Ltd.

HIGH CHANNEL HORIZONTAL

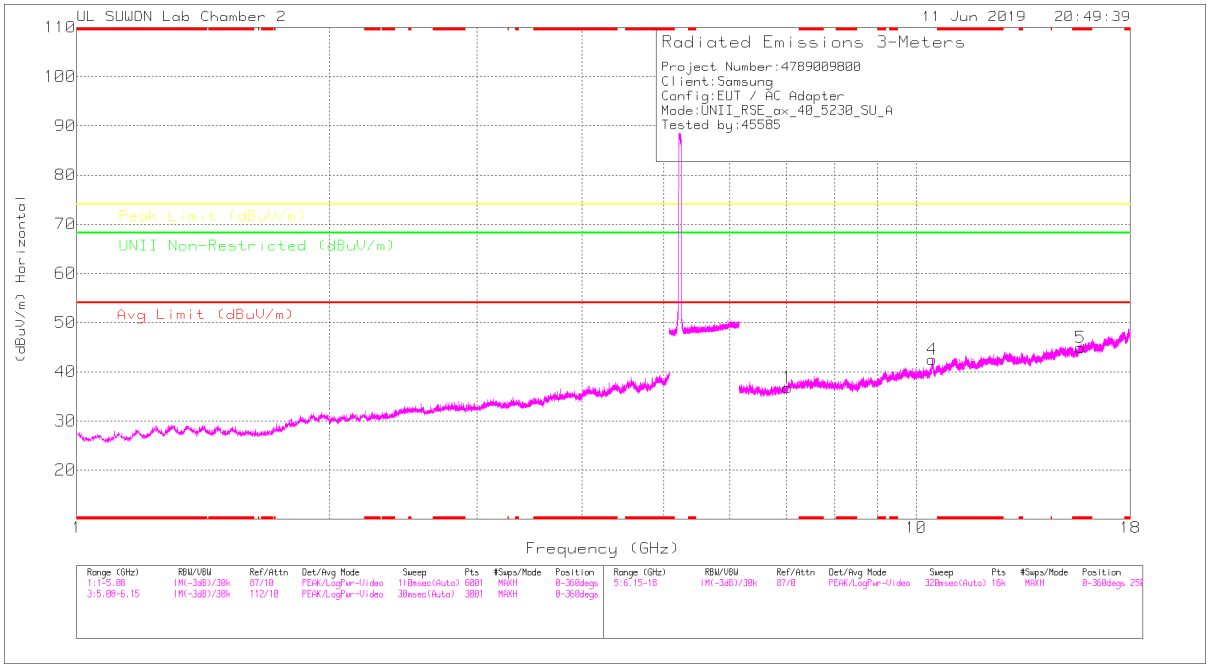

HIGH CHANNEL VERTICAL

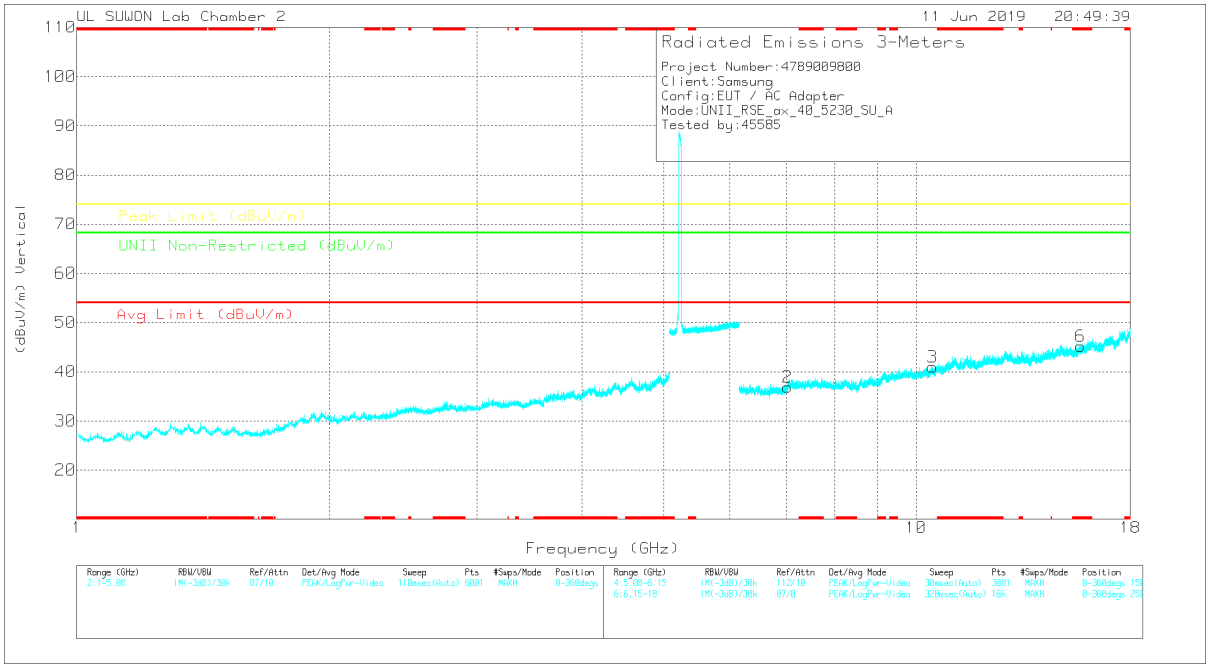

Note: Emission was scanned up to 40GHz; No emissions were detected above the noise floor which was at least 20dB below the specification limit.

UL Korea, Ltd. Confidential
This report shall not be reproduced except in full, without the written approval of UL Korea, Ltd.

HIGH CHANNEL DATA

Trace Markers

Marker	Frequency (GHz)	Meter Reading (dBuV)	Det	3117_00168724	6GHz_HP[dB]	DC Corr (dB)	Corrected Reading (dBuV/m)	Avg Limit (dBuV/m)	Margin (dB)	Peak Limit (dBuV/m)	Margin (dB)	UNII Non-Restricted (dBuV/m)	Margin (dB)	Azimuth (Degs)	Height (cm)	Polarity
1	7.031	25.99	PK	35.9	-25.1	0	36.79	-	-	-	-	68.2	-31.41	0-360	150	H
4	10.454	25.59	PK	37.6	-20.7	0	42.49	-	-	-	-	68.2	-25.71	0-360	250	H
5	* 15.694	24.53	PK	40.2	-19.8	0	44.93	-	-	74	-29.07	-	-	0-360	150	H
2	7.027	26.14	PK	35.9	-25.2	0	36.84	-	-	-	-	68.2	-31.36	0-360	250	V
3	10.459	24.05	PK	37.6	-20.7	0	40.95	-	-	-	-	68.2	-27.25	0-360	250	V
6	* 15.693	24.75	PK	40.2	-19.8	0	45.15	-	-	74	-28.85	-	-	0-360	250	V

* - indicates frequency in CFR47 Pt 15 / IC RSS-Restricted Band
PK – Peak Detector

Radiated Emissions

Frequency (GHz)	Meter Reading (dBuV)	Det	3117_00168724	6GHz_HP[dB]	DC Corr (dB)	Corrected Reading (dBuV/m)	Avg Limit (dBuV/m)	Margin (dB)	Peak Limit (dBuV/m)	Margin (dB)	UNII Non-Restricted (dBuV/m)	Margin (dB)	Azimuth (Degs)	Height (cm)	Polarity
10.472	36.36	PK-U	37.7	-20.8	0	53.26	-	-	-	-	68.2	-14.94	139	253	H
10.457	34.73	PK-U	37.6	-20.7	0	51.63	-	-	-	-	68.2	-16.57	175	130	V

* - indicates frequency in CFR47 Pt 15 / IC RSS-Restricted Band
PK-U - U-NII: Maximum Peak

UL Korea, Ltd. Confidential
This report shall not be reproduced except in full, without the written approval of UL Korea, Ltd.

HE80 SU mode (MIMO)

MID CHANNEL HORIZONTAL

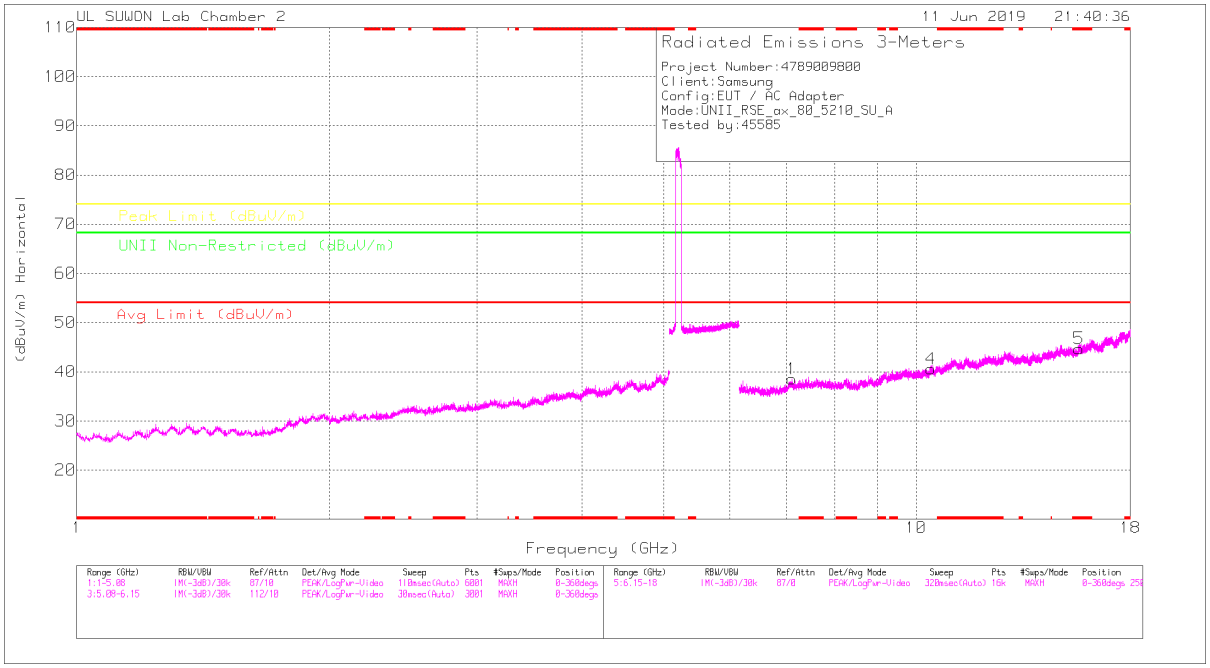

MID CHANNEL VERTICAL

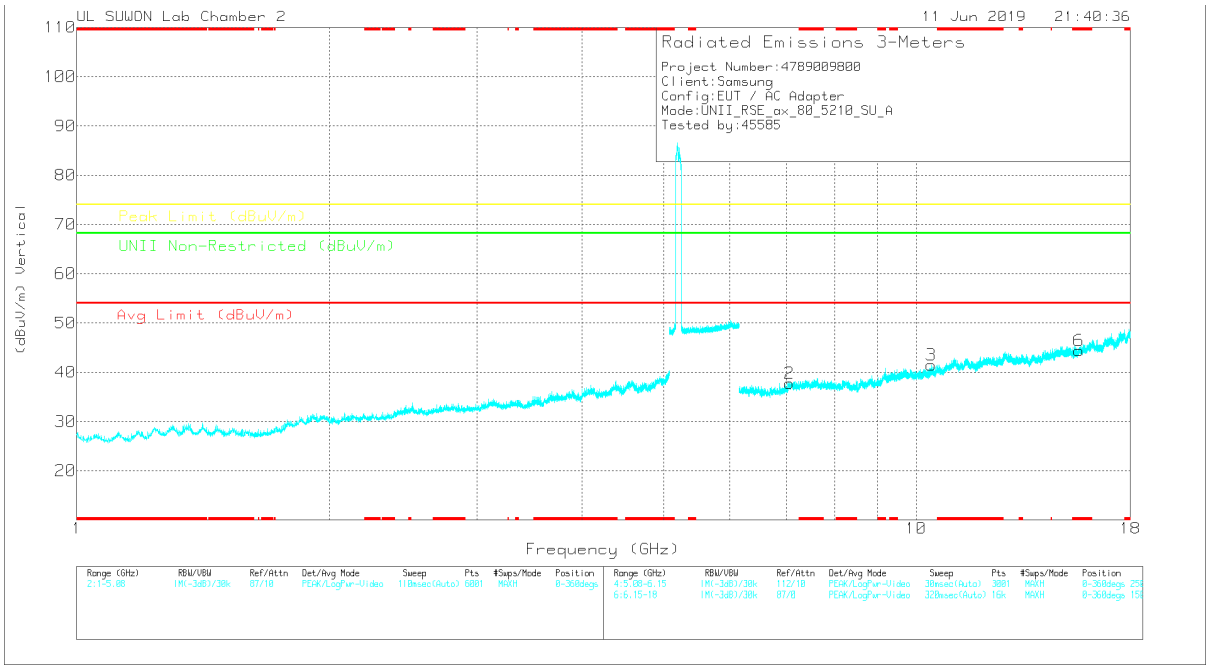

Note: Emission was scanned up to 40GHz; No emissions were detected above the noise floor which was at least 20dB below the specification limit.

UL Korea, Ltd. Confidential
This report shall not be reproduced except in full, without the written approval of UL Korea, Ltd.

MID CHANNEL DATA

Trace Markers

Marker	Frequency (GHz)	Meter Reading (dBuV)	Det	3117_00168724	6GHz_HP(dB)	DC Corr (dB)	Corrected Reading (dBuV/m)	Avg Limit (dBuV/m)	Margin (dB)	Peak Limit (dBuV/m)	Margin (dB)	UNII Non-Restricted (dBuV/m)	Margin (dB)	Azimuth (Degs)	Height (cm)	Polarity
1	7.114	26.32	PK	36	-23.8	0	38.52	-	-	-	-	68.2	-29.68	0-360	250	H
4	10.419	23.86	PK	37.6	-20.9	0	40.56	-	-	-	-	68.2	-27.64	0-360	250	H
5	* 15.632	24.49	PK	40.1	-19.9	0	44.69	-	-	74	-29.31	-	-	0-360	150	H
2	7.06	26.18	PK	35.9	-24.3	0	37.78	-	-	-	-	68.2	-30.42	0-360	150	V
3	10.422	24.73	PK	37.6	-20.9	0	41.43	-	-	-	-	68.2	-26.77	0-360	250	V
6	* 15.631	24.21	PK	40.1	-19.9	0	44.41	-	-	74	-29.59	-	-	0-360	150	V

* - indicates frequency in CFR47 Pt 15 / IC RSS-Restricted Band
PK – Peak Detector

Note: Only peak measurement was performed. Because peak measurement result of unwanted emission is less than average limit (54dBuV/m).

UL Korea, Ltd. Suwon Laboratory FORM ID: FCC_15E
218 Maeyeong-ro, Yeongtong-gu, Suwon-si, Gyeonggi-do, 16675 Korea TEL: (031) 337-9902,FAX: (031) 213-5433
UL Korea, Ltd. Confidential
This report shall not be reproduced except in full, without the written approval of UL Korea, Ltd.

HE20 RU mode (MIMO / 26T / Low: 4, Mid: 4, High: 4)

LOW CHANNEL HORIZONTAL

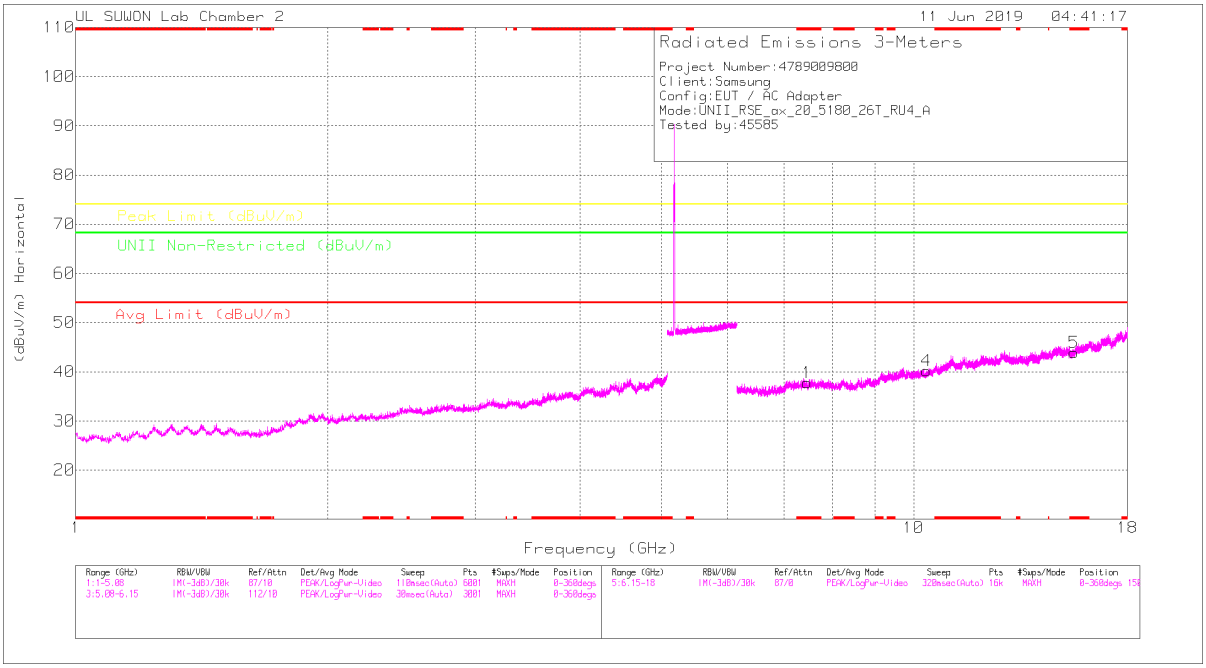

LOW CHANNEL VERTICAL

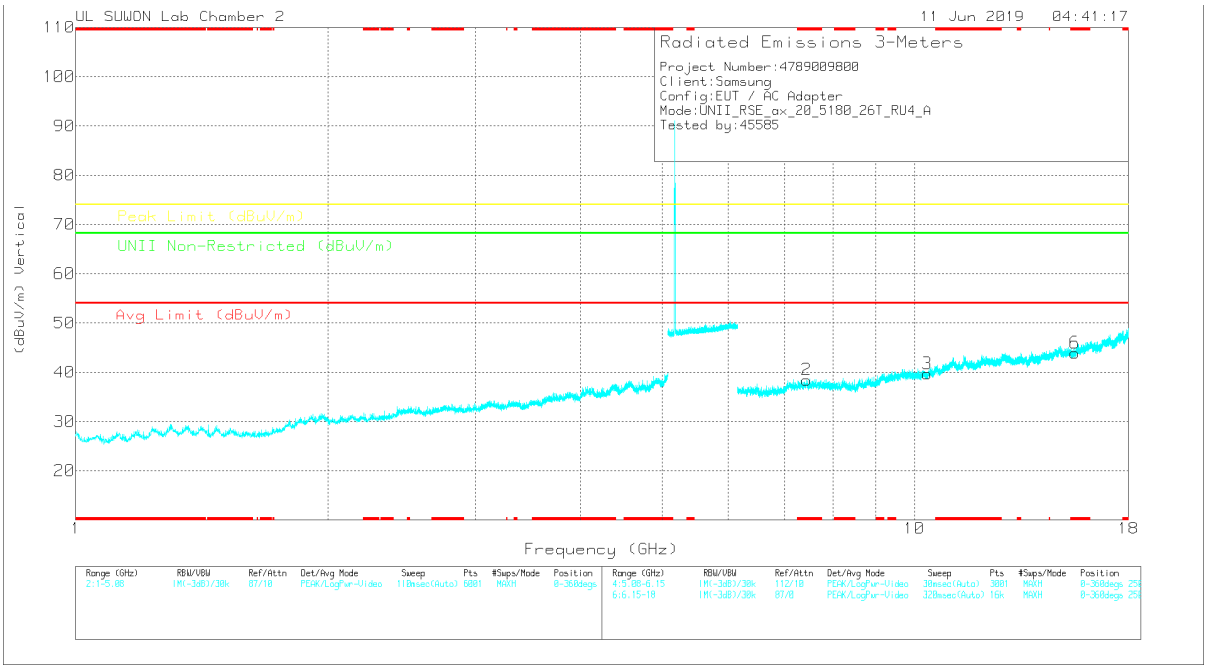

Note: Emission was scanned up to 40GHz; No emissions were detected above the noise floor which was at least 20dB below the specification limit.

UL Korea, Ltd. Confidential
This report shall not be reproduced except in full, without the written approval of UL Korea, Ltd.

LOW CHANNEL DATA

Trace Markers

Marker	Frequency (GHz)	Meter Reading (dBuV)	Det	3117_00168724	6GHz_HP(dB)	DC Corr (dB)	Corrected Reading (dBuV/m)	Avg Limit (dBuV/m)	Margin (dB)	Peak Limit (dBuV/m)	Margin (dB)	UNII Non-Restricted (dBuV/m)	Margin (dB)	Azimuth (Degs)	Height (cm)	Polarity
1	* 7.467	26.13	PK	36.2	-24.6	0	37.73	-	-	74	-36.27	-	-	0-360	150	H
4	10.36	23.69	PK	37.5	-21	0	40.19	-	-	-	-	68.2	-28.01	0-360	250	H
5	* 15.541	23.68	PK	39.9	-19.7	0	43.88	-	-	74	-30.12	-	-	0-360	150	H
2	* 7.437	26.57	PK	36.2	-24.3	0	38.47	-	-	74	-35.53	-	-	0-360	150	V
3	10.362	23.32	PK	37.5	-21.1	0	39.72	-	-	-	-	68.2	-28.48	0-360	150	V
6	* 15.541	23.74	PK	39.9	-19.7	0	43.94	-	-	74	-30.06	-	-	0-360	150	V

* - indicates frequency in CFR47 Pt 15 / IC RSS-Restricted Band
PK – Peak Detector

Note: Only peak measurement was performed. Because peak measurement result of unwanted emission is less than average limit (54dBuV/m).

UL Korea, Ltd. Confidential
This report shall not be reproduced except in full, without the written approval of UL Korea, Ltd.

MID CHANNEL HORIZONTAL

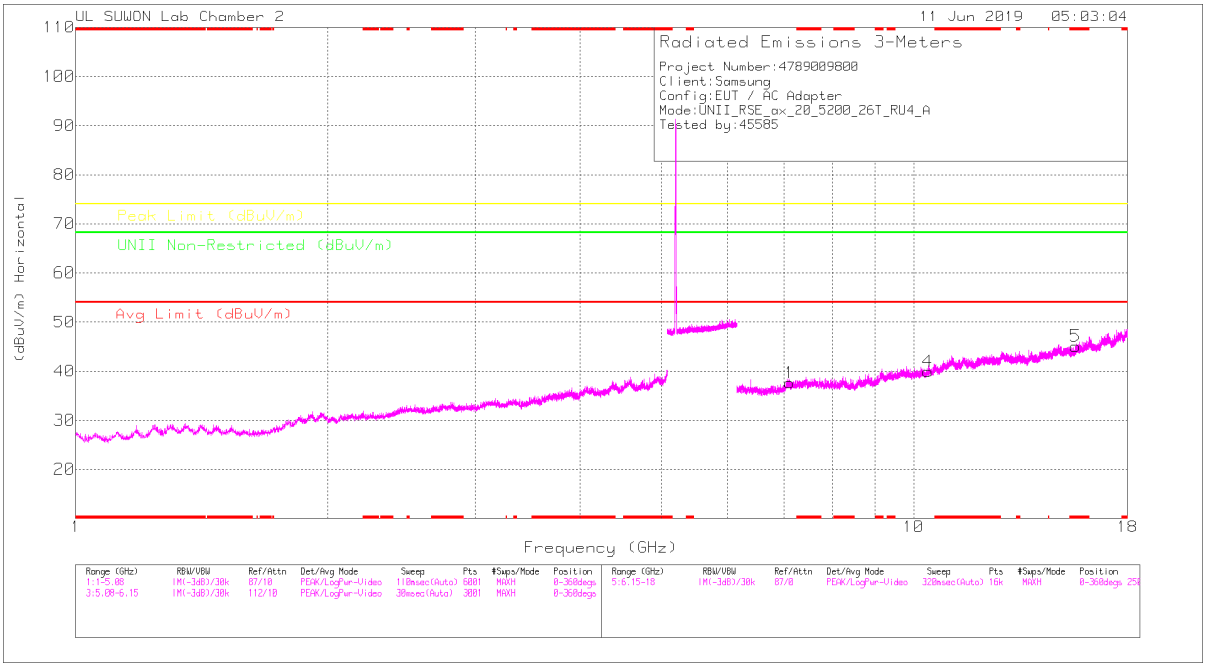

MID CHANNEL VERTICAL

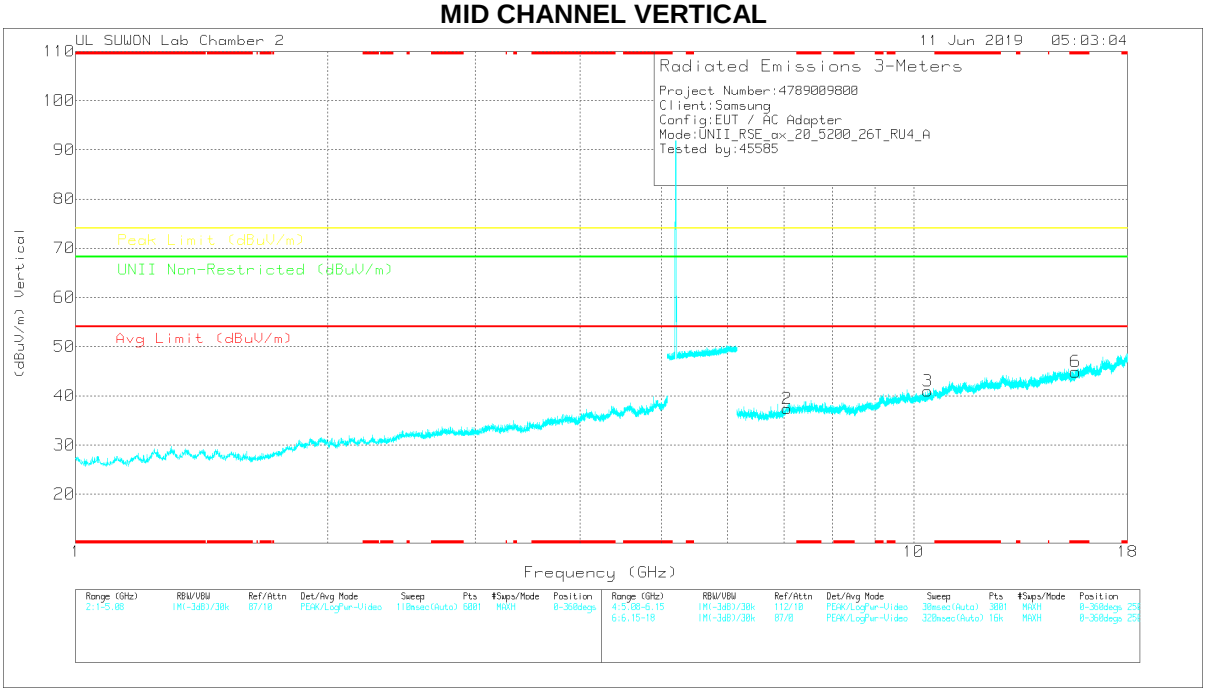

Note: Emission was scanned up to 40GHz; No emissions were detected above the noise floor which was at least 20dB below the specification limit.

UL Korea, Ltd. Confidential
This report shall not be reproduced except in full, without the written approval of UL Korea, Ltd.

MID CHANNEL DATA

Trace Markers

Marker	Frequency (GHz)	Meter Reading (dBuV)	Det	3117_00168724	6GHz_HP[dB]	DC Corr (dB)	Corrected Reading (dBuV/m)	Avg Limit (dBuV/m)	Margin (dB)	Peak Limit (dBuV/m)	Margin (dB)	UNII Non-Restricted (dBuV/m)	Margin (dB)	Azimuth (Degs)	Height (cm)	Polarity
1	7.109	25.34	PK	36	-23.7	0	37.64	-	-	-	-	68.2	-30.56	0-360	250	H
4	10.402	23.23	PK	37.6	-20.9	0	39.93	-	-	-	-	68.2	-28.27	0-360	250	H
5	* 15.602	24.89	PK	40	-19.8	0	45.09	-	-	74	-28.91	-	-	0-360	250	H
2	7.061	25.8	PK	35.9	-24.3	0	37.4	-	-	-	-	68.2	-30.8	0-360	150	V
3	10.402	24.32	PK	37.6	-21	0	40.92	-	-	-	-	68.2	-27.28	0-360	150	V
6	* 15.602	24.67	PK	40	-19.8	0	44.87	-	-	74	-29.13	-	-	0-360	150	V

* - indicates frequency in CFR47 Pt 15 / IC RSS-Restricted Band
PK – Peak Detector

Note: Only peak measurement was performed. Because peak measurement result of unwanted emission is less than average limit (54dBuV/m).

UL Korea, Ltd. Confidential
This report shall not be reproduced except in full, without the written approval of UL Korea, Ltd.

HIGH CHANNEL HORIZONTAL

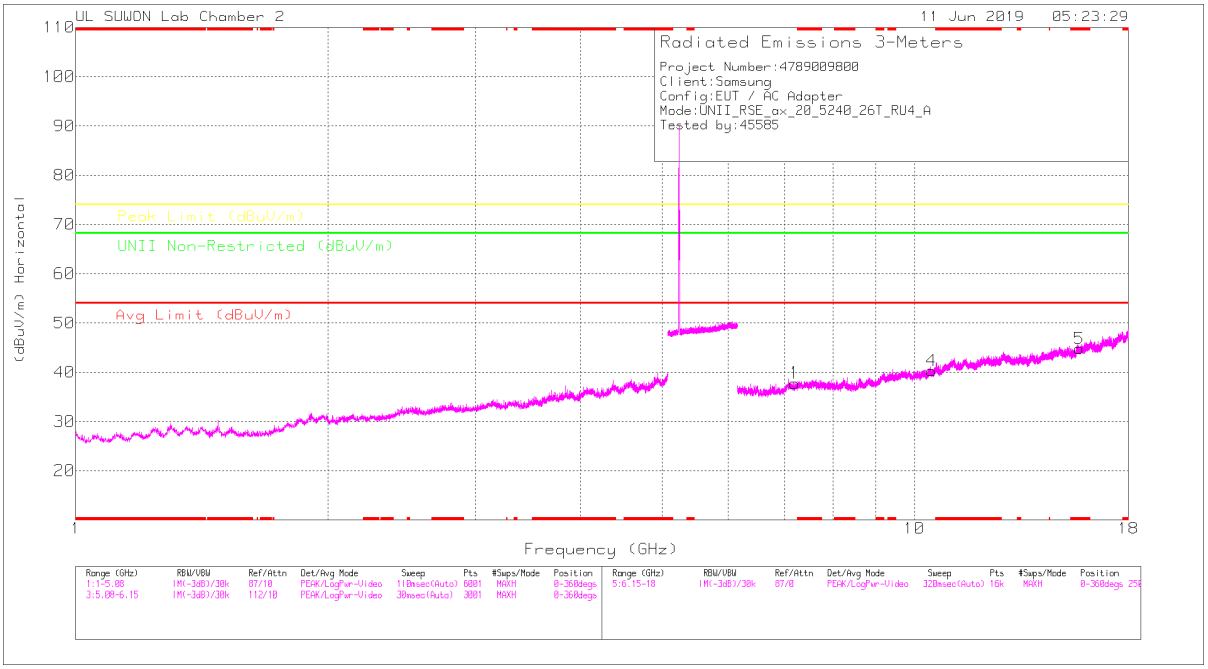

HIGH CHANNEL VERTICAL

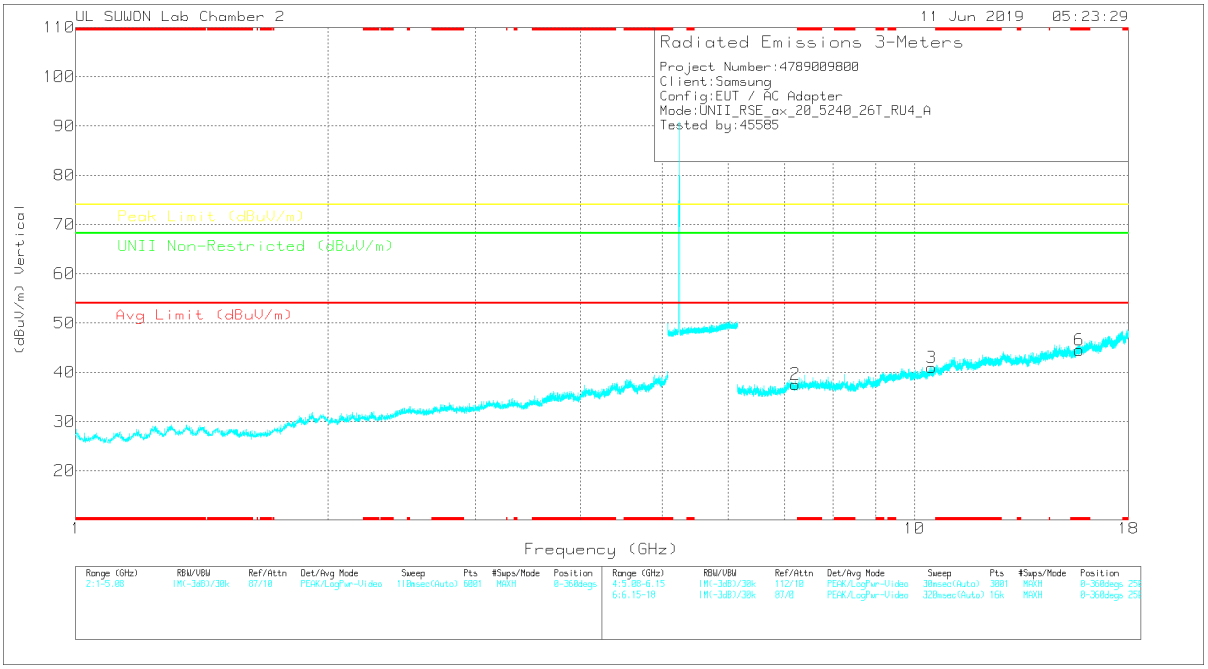

Note: Emission was scanned up to 40GHz; No emissions were detected above the noise floor which was at least 20dB below the specification limit.

UL Korea, Ltd. Confidential
This report shall not be reproduced except in full, without the written approval of UL Korea, Ltd.

HIGH CHANNEL DATA

Trace Markers

Marker	Frequency (GHz)	Meter Reading (dBuV)	Det	3117_00168724	6GHz_HP(dB)	DC Corr (dB)	Corrected Reading (dBuV/m)	Avg Limit (dBuV/m)	Margin (dB)	Peak Limit (dBuV/m)	Margin (dB)	UNII Non-Restricted (dBuV/m)	Margin (dB)	Azimuth (Degs)	Height (cm)	Polarity
1	7.203	27.11	PK	36.1	-25.4	0	37.81	-	-	-	-	68.2	-30.39	0-360	250	H
4	10.479	23.39	PK	37.7	-20.8	0	40.29	-	-	-	-	68.2	-27.91	0-360	250	H
5	* 15.719	24.17	PK	40.2	-19.6	0	44.77	-	-	74	-29.23	-	-	0-360	150	H
2	7.212	26.85	PK	36.1	-25.4	0	37.55	-	-	-	-	68.2	-30.65	0-360	150	V
3	10.48	24.05	PK	37.7	-20.8	0	40.95	-	-	-	-	68.2	-27.25	0-360	250	V
6	* 15.719	23.89	PK	40.2	-19.6	0	44.49	-	-	74	-29.51	-	-	0-360	250	V

* - indicates frequency in CFR47 Pt 15 / IC RSS-Restricted Band
PK – Peak Detector

Note: Only peak measurement was performed. Because peak measurement result of unwanted emission is less than average limit (54dBuV/m).

UL Korea, Ltd. Confidential
This report shall not be reproduced except in full, without the written approval of UL Korea, Ltd.

HE40 RU mode (MIMO / 26T / Low: 17, High: 17)

LOW CHANNEL HORIZONTAL

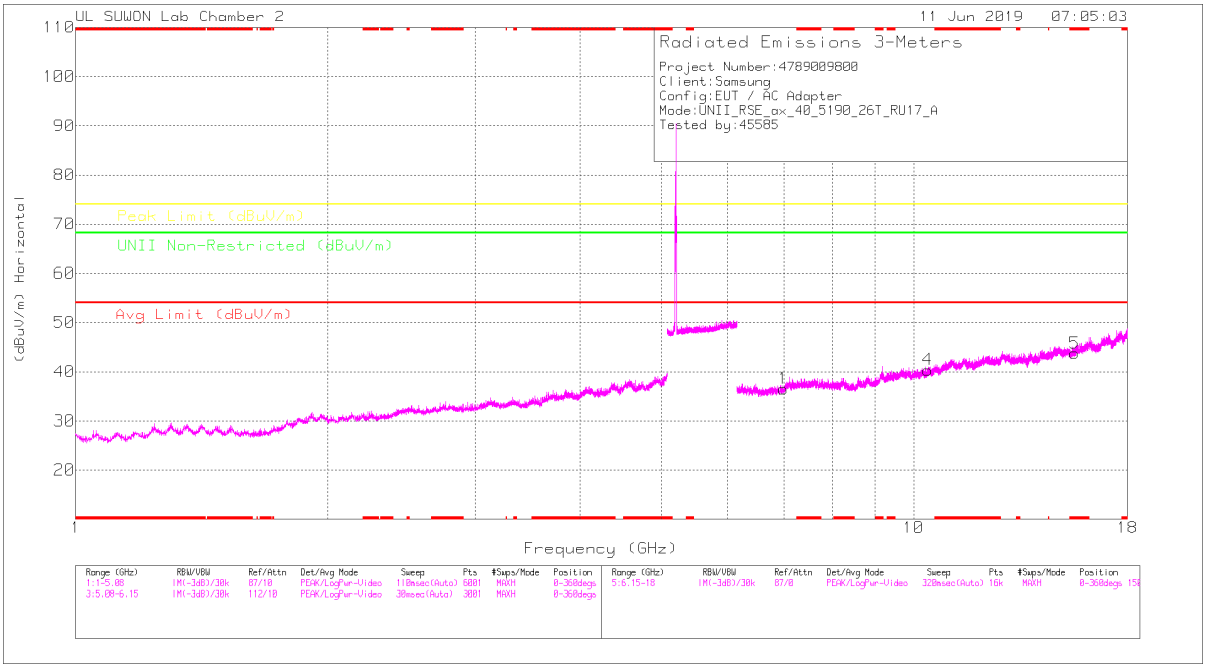

LOW CHANNEL VERTICAL

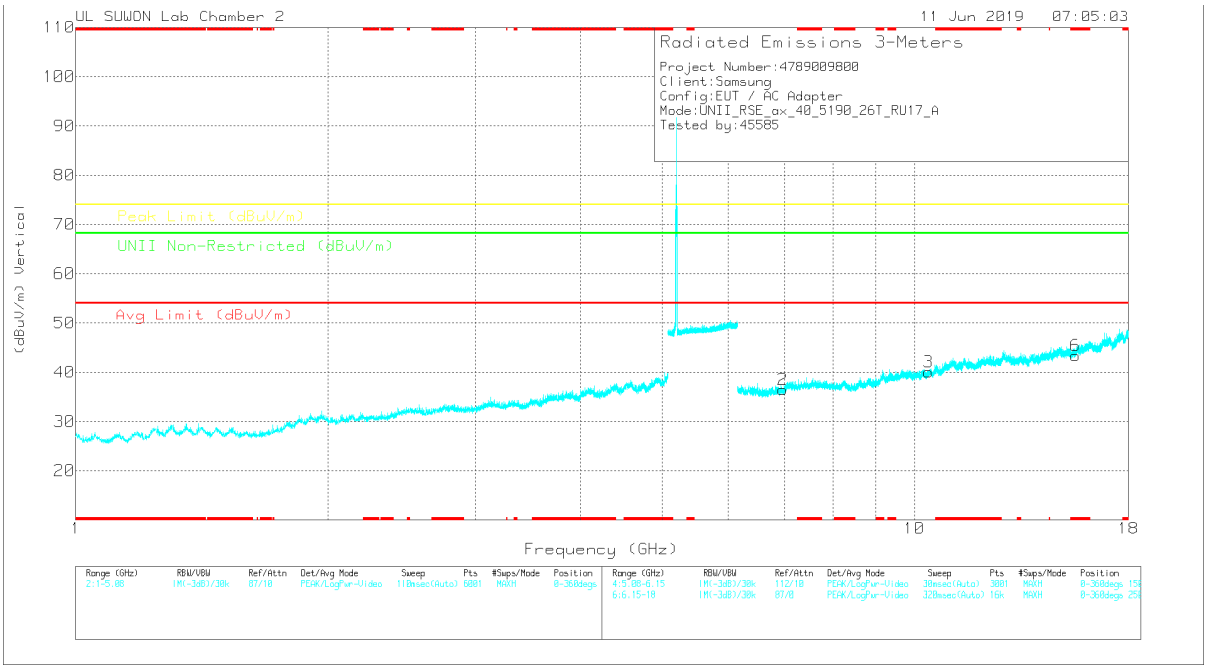

Note: Emission was scanned up to 40GHz; No emissions were detected above the noise floor which was at least 20dB below the specification limit.

UL Korea, Ltd. Confidential
This report shall not be reproduced except in full, without the written approval of UL Korea, Ltd.

LOW CHANNEL DATA

Trace Markers

Marker	Frequency (GHz)	Meter Reading (dBuV)	Det	3117_00168724	6GHz_HP[dB]	DC Corr (dB)	Corrected Reading (dBuV/m)	Avg Limit (dBuV/m)	Margin (dB)	Peak Limit (dBuV/m)	Margin (dB)	UNII Non-Restricted (dBuV/m)	Margin (dB)	Azimuth (Degs)	Height (cm)	Polarity
1	6.988	26.45	PK	35.8	-25.7	0	36.55	-	-	-	-	68.2	-31.65	0-360	250	H
4	10.391	23.78	PK	37.6	-21	0	40.38	-	-	-	-	68.2	-27.82	0-360	250	H
5	* 15.57	23.55	PK	40	-19.8	0	43.75	-	-	74	-30.25	-	-	0-360	250	H
2	6.963	26.16	PK	35.8	-25.5	0	36.46	-	-	-	-	68.2	-31.74	0-360	150	V
3	10.39	23.46	PK	37.6	-21	0	40.06	-	-	-	-	68.2	-28.14	0-360	250	V
6	* 15.57	23.2	PK	40	-19.8	0	43.4	-	-	74	-30.6	-	-	0-360	250	V

* - indicates frequency in CFR47 Pt 15 / IC RSS-Restricted Band
PK – Peak Detector

Note: Only peak measurement was performed. Because peak measurement result of unwanted emission is less than average limit (54dBuV/m).

UL Korea, Ltd. Suwon Laboratory FORM ID: FCC_15E
218 Maeyeong-ro, Yeongtong-gu, Suwon-si, Gyeonggi-do, 16675 Korea TEL: (031) 337-9902,FAX: (031) 213-5433
UL Korea, Ltd. Confidential
This report shall not be reproduced except in full, without the written approval of UL Korea, Ltd.

HIGH CHANNEL HORIZONTAL

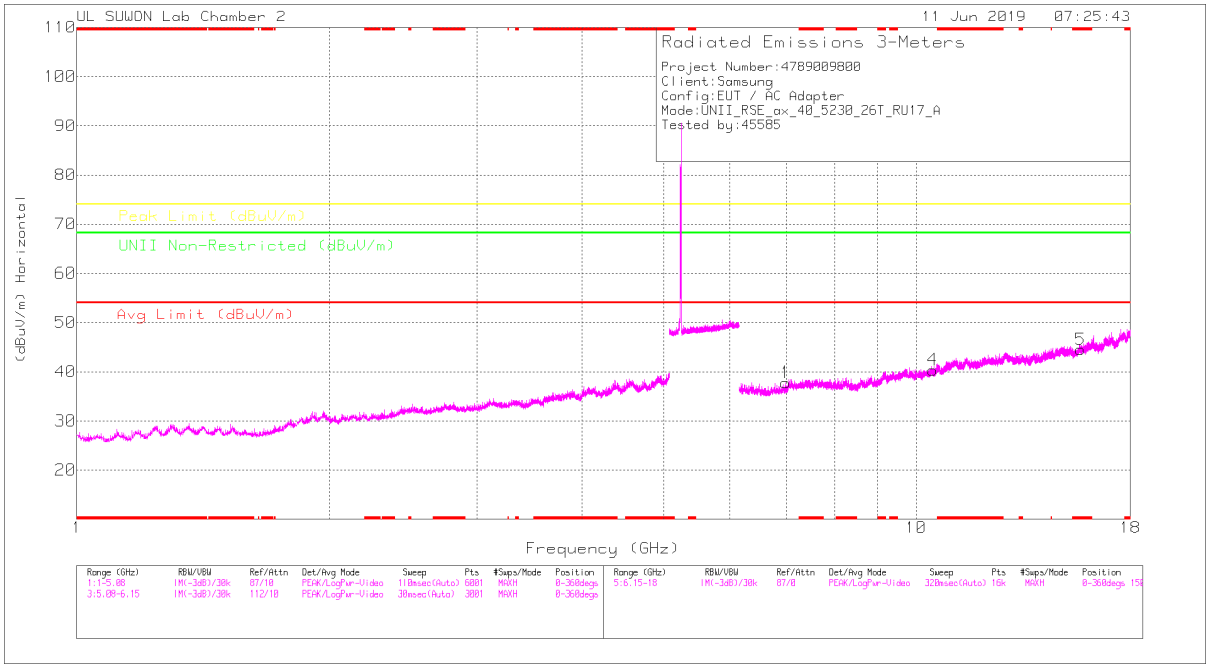

HIGH CHANNEL VERTICAL

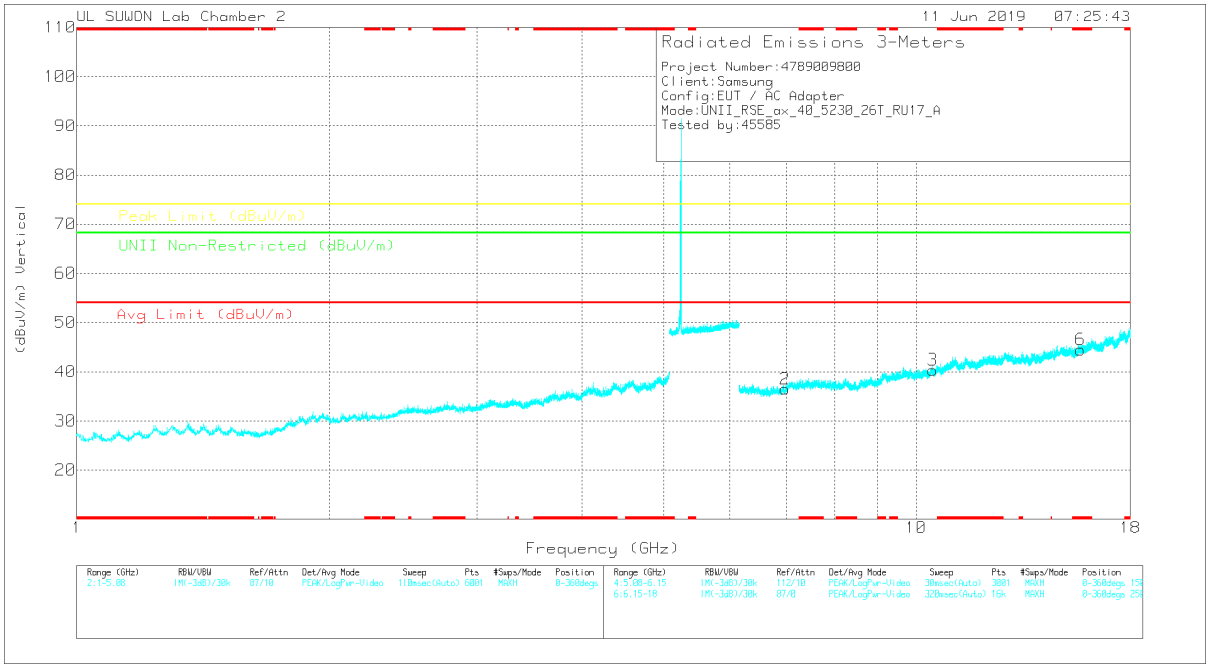

Note: Emission was scanned up to 40GHz; No emissions were detected above the noise floor which was at least 20dB below the specification limit.

UL Korea, Ltd. Confidential
This report shall not be reproduced except in full, without the written approval of UL Korea, Ltd.

HIGH CHANNEL DATA

Trace Markers

Marker	Frequency (GHz)	Meter Reading (dBuV)	Det	3117_00168724	6GHz_HP(dB)	DC Corr (dB)	Corrected Reading (dBuV/m)	Avg Limit (dBuV/m)	Margin (dB)	Peak Limit (dBuV/m)	Margin (dB)	UNII Non-Restricted (dBuV/m)	Margin (dB)	Azimuth (Degs)	Height (cm)	Polarity
1	6.988	27.69	PK	35.8	-25.7	0	37.79	-	-	-	-	68.2	-30.41	0-360	250	H
4	10.461	23.47	PK	37.6	-20.7	0	40.37	-	-	-	-	68.2	-27.83	0-360	250	H
5	* 15.691	24.12	PK	40.2	-19.8	0	44.52	-	-	74	-29.48	-	-	0-360	250	H
2	6.982	26.4	PK	35.8	-25.7	0	36.5	-	-	-	-	68.2	-31.7	0-360	250	V
3	10.461	23.45	PK	37.6	-20.7	0	40.35	-	-	-	-	68.2	-27.85	0-360	250	V
6	* 15.69	24.08	PK	40.2	-19.8	0	44.48	-	-	74	-29.52	-	-	0-360	150	V

* - indicates frequency in CFR47 Pt 15 / IC RSS-Restricted Band
PK – Peak Detector

Note: Only peak measurement was performed. Because peak measurement result of unwanted emission is less than average limit (54dBuV/m).

UL Korea, Ltd. Confidential
This report shall not be reproduced except in full, without the written approval of UL Korea, Ltd.

HE80 RU mode (MIMO / 26T / Mid: 18)

MID CHANNEL HORIZONTAL

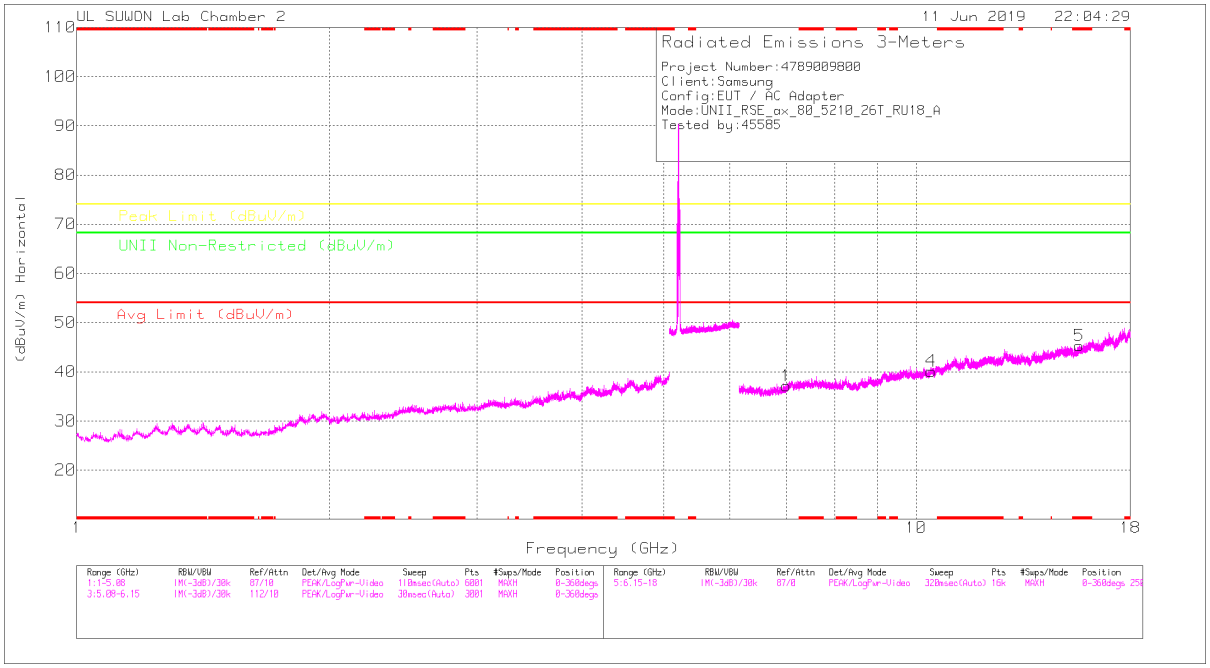

MID CHANNEL VERTICAL

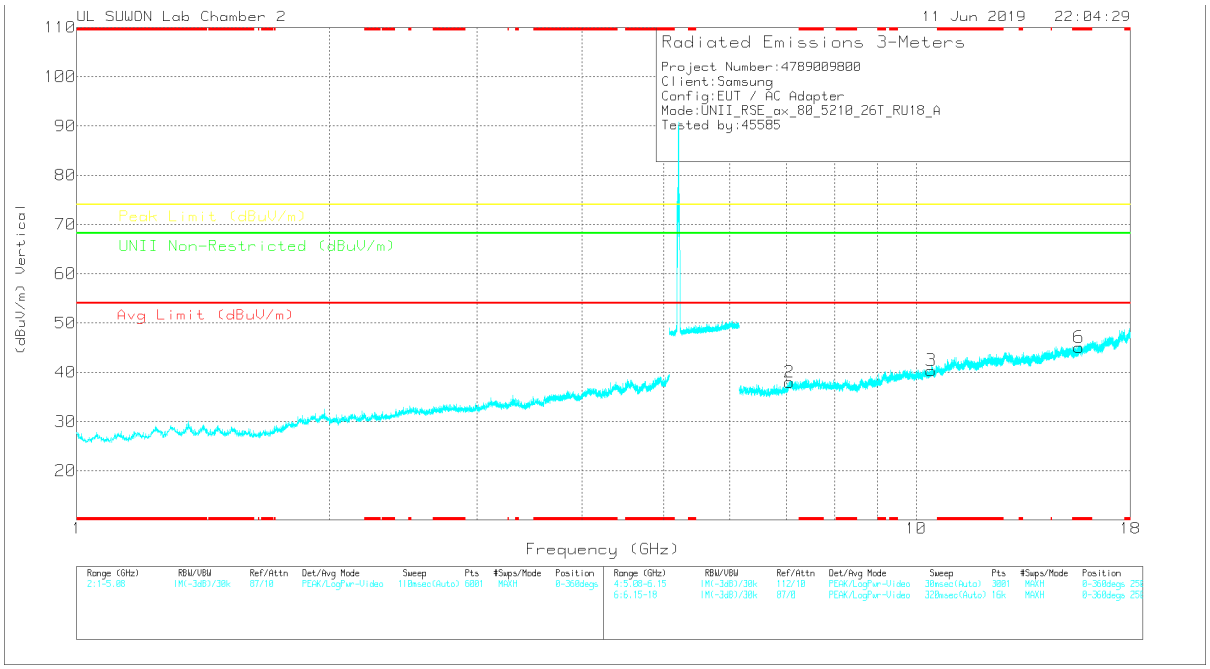

Note: Emission was scanned up to 40GHz; No emissions were detected above the noise floor which was at least 20dB below the specification limit.

UL Korea, Ltd. Confidential
This report shall not be reproduced except in full, without the written approval of UL Korea, Ltd.

MID CHANNEL DATA

Trace Markers

Marker	Frequency (GHz)	Meter Reading (dBuV)	Det	3117_00168724	6GHz_HP(dB)	DC Corr (dB)	Corrected Reading (dBuV/m)	Avg Limit (dBuV/m)	Margin (dB)	Peak Limit (dBuV/m)	Margin (dB)	UNII Non-Restricted (dBuV/m)	Margin (dB)	Azimuth (Degs)	Height (cm)	Polarity
1	7.007	26.94	PK	35.8	-25.6	0	37.14	-	-	-	-	68.2	-31.06	0-360	150	H
4	10.421	23.42	PK	37.6	-20.9	0	40.12	-	-	-	-	68.2	-28.08	0-360	150	H
5	* 15.637	25.08	PK	40.1	-19.9	0	45.28	-	-	74	-28.72	-	-	0-360	150	H
2	7.065	26.27	PK	35.9	-24.2	0	37.97	-	-	-	-	68.2	-30.23	0-360	150	V
3	10.422	23.66	PK	37.6	-20.9	0	40.36	-	-	-	-	68.2	-27.84	0-360	150	V
6	* 15.632	24.89	PK	40.1	-19.9	0	45.09	-	-	74	-28.91	-	-	0-360	150	V

* - indicates frequency in CFR47 Pt 15 / IC RSS-Restricted Band
PK – Peak Detector

Note: Only peak measurement was performed. Because peak measurement result of unwanted emission is less than average limit (54dBuV/m).

UL Korea, Ltd. Confidential
This report shall not be reproduced except in full, without the written approval of UL Korea, Ltd.

11.6. 5.3 GHz_2Tx (MIMO)

11.6.1.TX ABOVE 1GHz 802.11ax MODE IN THE 5.3GHz BAND

RESTRICTED BANDEDGE (HIGH CHANNEL)

HE20 SU mode (MIMO)

HORIZONTAL PEAK AND AVERAGE PLOT

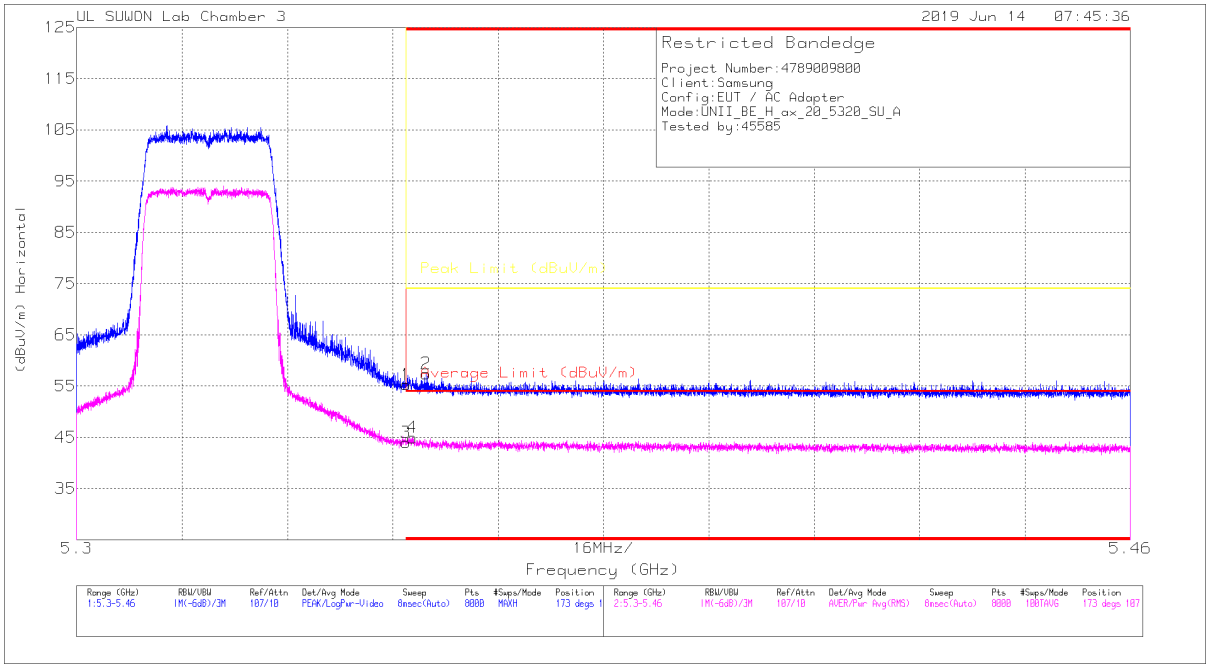

HORIZONTAL DATA

Trace Markers

Marker	Frequency (GHz)	Meter Reading (dBuV)	Det	3117_00205959	10dB[dB]	DC Corr (dB)	Corrected Reading (dBuV/m)	Average Limit (dBuV/m)	Margin (dB)	Peak Limit (dBuV/m)	PK Margin (dB)	Azimuth (Degs)	Height (cm)	Polarity
1	* 5.35	39.29	Pk	34.7	-18.7	0	55.29	-	-	74	-18.71	173	107	H
2	* 5.353	41.5	Pk	34.7	-18.8	0	57.4	-	-	74	-16.6	173	107	H
3	* 5.35	28.37	RMS	34.7	-19.1	0	43.97	54	-10.03	-	-	173	107	H
4	* 5.351	29.34	RMS	34.7	-19.1	0	44.94	54	-9.06	-	-	173	107	H

* - indicates frequency in CFR47 Pt 15 / IC RSS-Restricted Band
Pk - Peak detector
RMS - RMS detection

UL Korea, Ltd. Confidential
This report shall not be reproduced except in full, without the written approval of UL Korea, Ltd.

VERTICAL PEAK AND AVERAGE PLOT

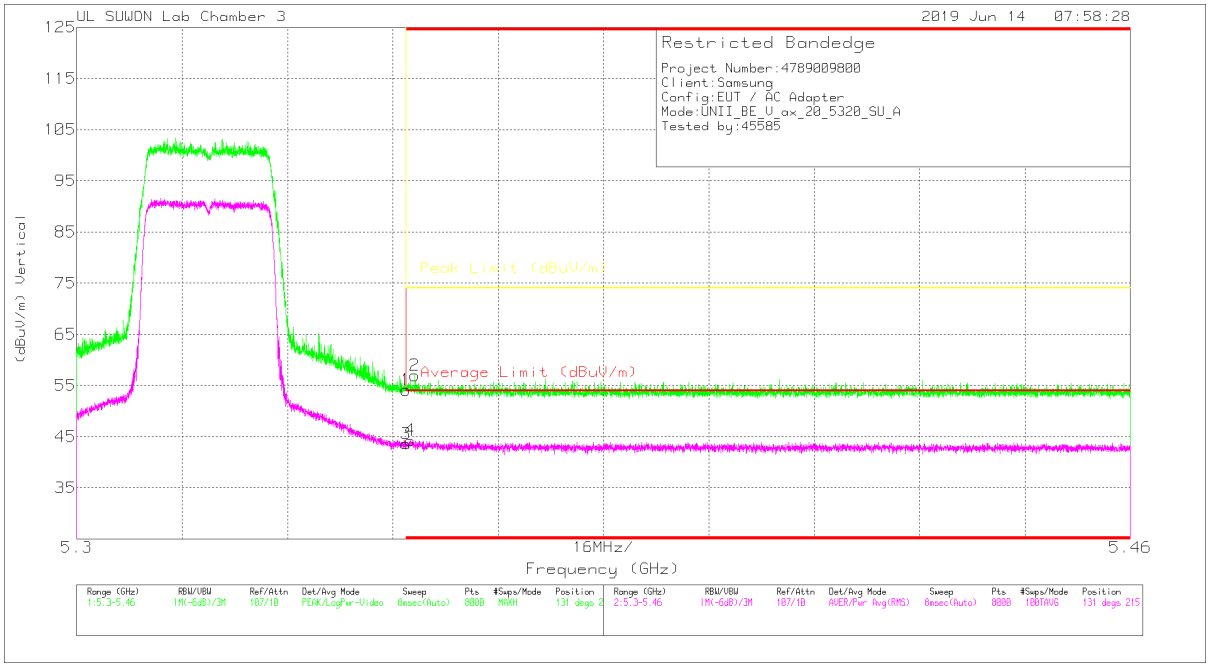

VERTICAL DATA

Trace Markers

Marker	Frequency (GHz)	Meter Reading (dBuV)	Det	3117_00205959	10dB[dB]	DC Corr (dB)	Corrected Reading (dBuV/m)	Average Limit (dBuV/m)	Margin (dB)	Peak Limit (dBuV/m)	PK Margin (dB)	Azimuth (Degs)	Height (cm)	Polarity
1	* 5.35	38.14	Pk	34.7	-18.7	0	54.14	-	-	74	-19.86	131	215	V
2	* 5.351	40.96	Pk	34.7	-18.7	0	56.96	-	-	74	-17.04	131	215	V
3	* 5.35	28.01	RMS	34.7	-19.1	0	43.61	54	-10.39	-	-	131	215	V
4	* 5.351	28.7	RMS	34.7	-19.1	0	44.3	54	-9.7	-	-	131	215	V

* - indicates frequency in CFR47 Pt 15 / IC RSS-Restricted Band
Pk - Peak detector
RMS - RMS detection

UL Korea, Ltd. Confidential
This report shall not be reproduced except in full, without the written approval of UL Korea, Ltd.

HE40 SU mode (MIMO)

HORIZONTAL PEAK AND AVERAGE PLOT

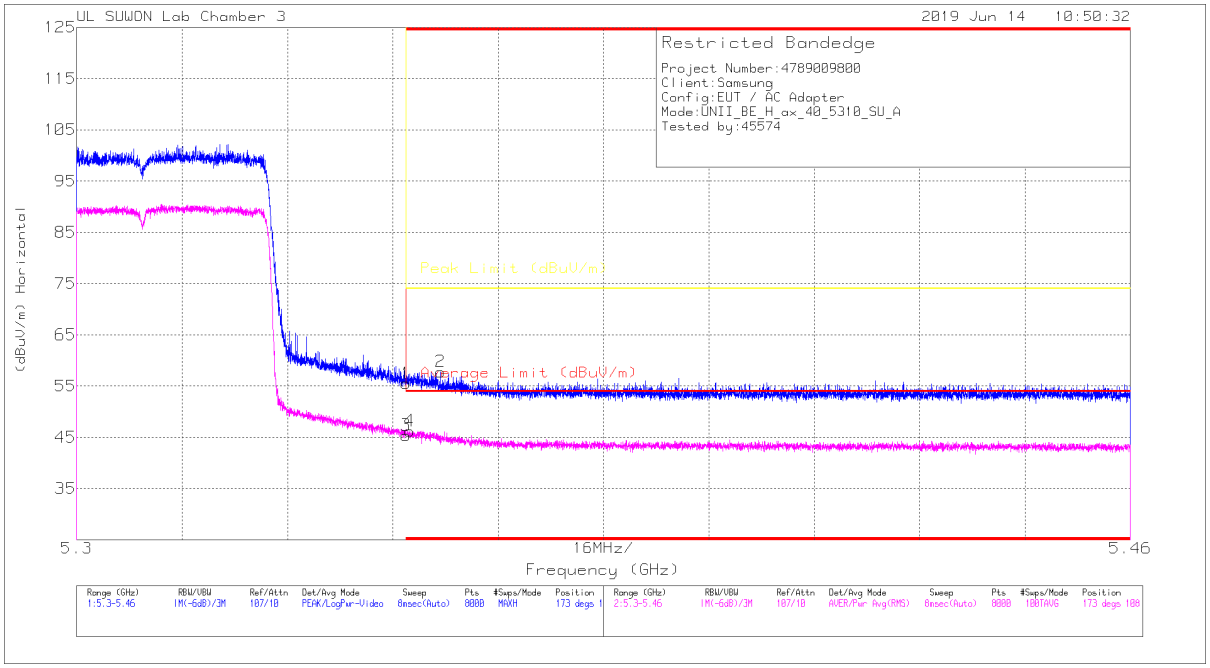

HORIZONTAL DATA

Trace Markers

Marker	Frequency (GHz)	Meter Reading (dBuV)	Det	3117_00205959	10dB[dB]	DC Corr (dB)	Corrected Reading (dBuV/m)	Average Limit (dBuV/m)	Margin (dB)	Peak Limit (dBuV/m)	PK Margin (dB)	Azimuth (Degs)	Height (cm)	Polarity
1	* 5.35	39.5	Pk	34.7	-18.7	0	55.5	-	-	74	-18.5	173	108	H
2	* 5.355	41.9	Pk	34.7	-18.8	0	57.8	-	-	74	-16.2	173	108	H
3	* 5.35	29.8	RMS	34.7	-19.1	0	45.4	54	-8.6	-	-	173	108	H
4	* 5.351	30.65	RMS	34.7	-19.1	0	46.25	54	-7.75	-	-	173	108	H

* - indicates frequency in CFR47 Pt 15 / IC RSS-Restricted Band
Pk - Peak detector
RMS - RMS detection

UL Korea, Ltd. Confidential
This report shall not be reproduced except in full, without the written approval of UL Korea, Ltd.

VERTICAL PEAK AND AVERAGE PLOT

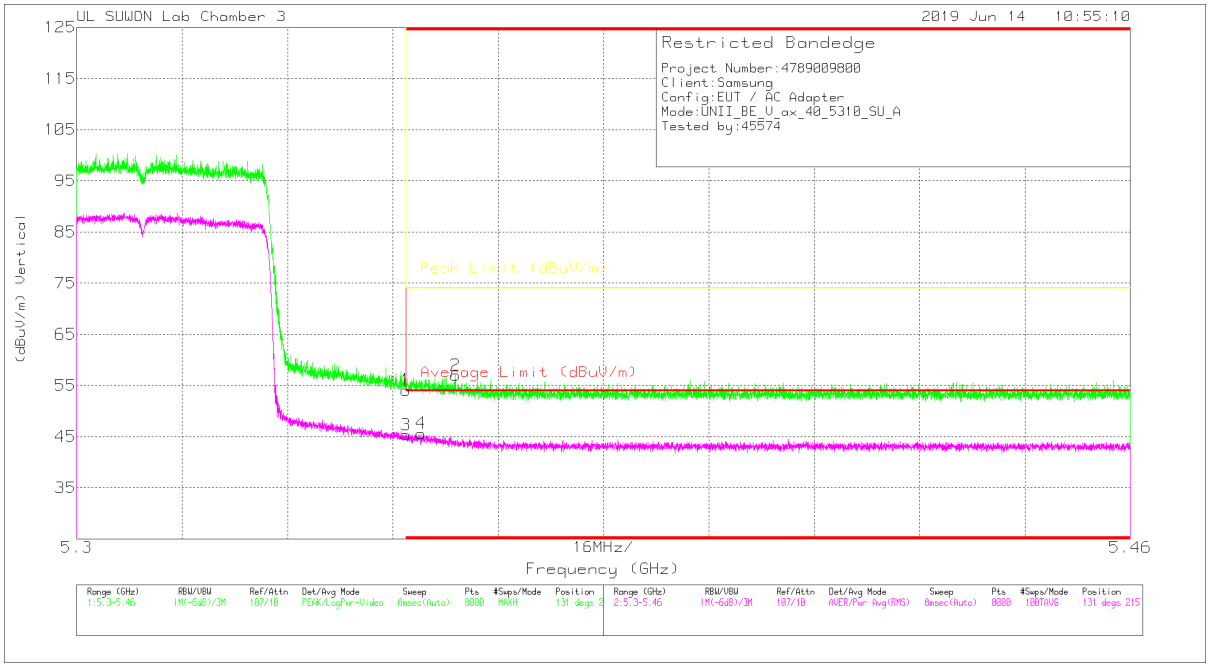

VERTICAL DATA

Trace Markers

Marker	Frequency (GHz)	Meter Reading (dBuV)	Det	3117_00205959	10dB[dB]	DC Corr (dB)	Corrected Reading (dBuV/m)	Average Limit (dBuV/m)	Margin (dB)	Peak Limit (dBuV/m)	PK Margin (dB)	Azimuth (Degs)	Height (cm)	Polarity
1	* 5.35	38.1	Pk	34.7	-18.7	0	54.1	-	-	74	-19.9	131	215	V
2	* 5.358	40.97	Pk	34.7	-18.7	0	56.97	-	-	74	-17.03	131	215	V
3	* 5.35	29.73	RMS	34.7	-19.1	0	45.33	54	-8.67	-	-	131	215	V
4	* 5.352	30.04	RMS	34.7	-19.1	0	45.64	54	-8.36	-	-	131	215	V

* - indicates frequency in CFR47 Pt 15 / IC RSS-Restricted Band
Pk - Peak detector
RMS - RMS detection

UL Korea, Ltd. Confidential
This report shall not be reproduced except in full, without the written approval of UL Korea, Ltd.

HE80 SU mode (MIMO)

HORIZONTAL PEAK AND AVERAGE PLOT

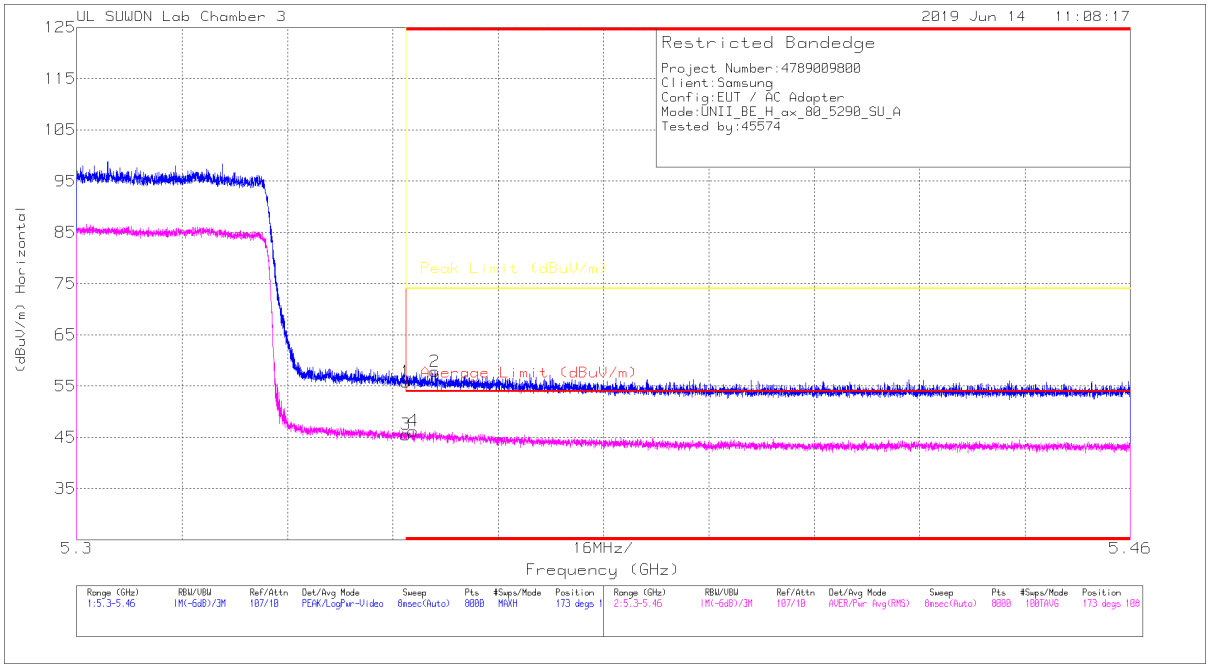

HORIZONTAL DATA

Trace Markers

Marker	Frequency (GHz)	Meter Reading (dBuV)	Det	3117_00205959	10dB[dB]	DC Corr (dB)	Corrected Reading (dBuV/m)	Average Limit (dBuV/m)	Margin (dB)	Peak Limit (dBuV/m)	PK Margin (dB)	Azimuth (Degs)	Height (cm)	Polarity
1	* 5.35	39.82	Pk	34.7	-18.7	0	55.82	-	-	74	-18.18	173	108	H
2	* 5.354	41.84	Pk	34.7	-18.7	0	57.84	-	-	74	-16.16	173	108	H
3	* 5.35	29.95	RMS	34.7	-19.1	0	45.55	54	-8.45	-	-	173	108	H
4	* 5.351	30.65	RMS	34.7	-19.1	0	46.25	54	-7.75	-	-	173	108	H

* - indicates frequency in CFR47 Pt 15 / IC RSS-Restricted Band
Pk - Peak detector
RMS - RMS detection

UL Korea, Ltd. Confidential
This report shall not be reproduced except in full, without the written approval of UL Korea, Ltd.

VERTICAL PEAK AND AVERAGE PLOT

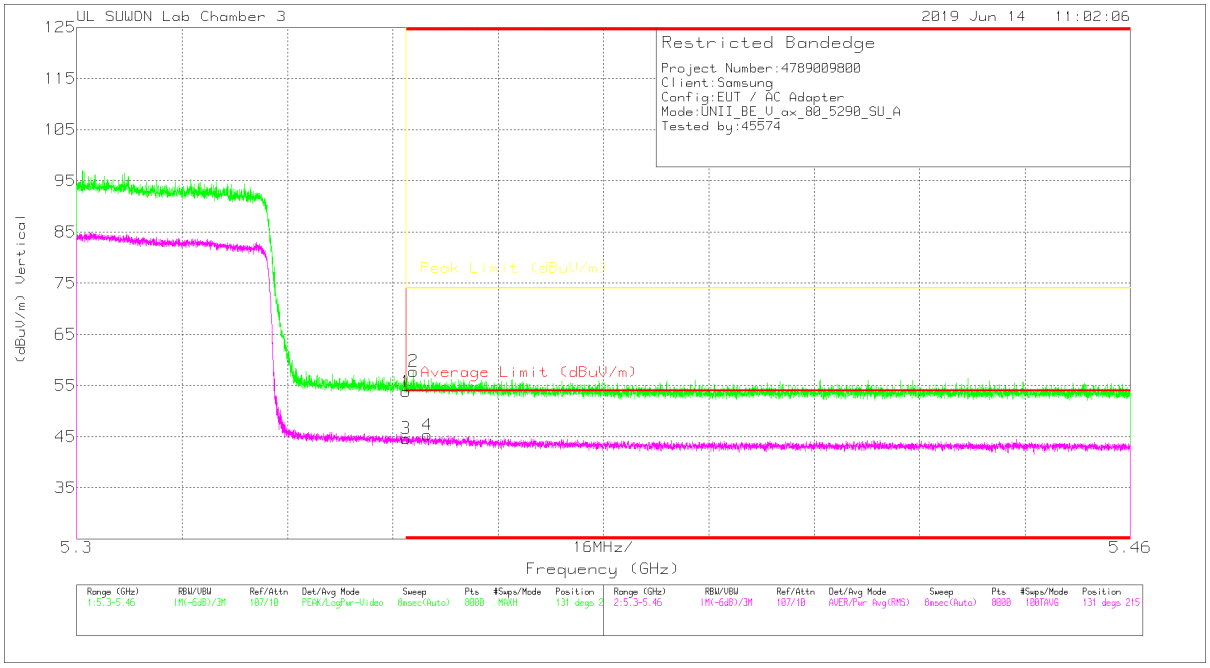

VERTICAL DATA

Trace Markers

Marker	Frequency (GHz)	Meter Reading (dBuV)	Det	3117_00205959	10dB[dB]	DC Corr (dB)	Corrected Reading (dBuV/m)	Average Limit (dBuV/m)	Margin (dB)	Peak Limit (dBuV/m)	PK Margin (dB)	Azimuth (Degs)	Height (cm)	Polarity
1	* 5.35	37.8	Pk	34.7	-18.7	0	53.8	-	-	74	-20.2	131	215	V
2	* 5.351	41.79	Pk	34.7	-18.7	0	57.79	-	-	74	-16.21	131	215	V
3	* 5.35	29.05	RMS	34.7	-19.1	0	44.65	54	-9.35	-	-	131	215	V
4	* 5.353	29.74	RMS	34.7	-19.1	0	45.34	54	-8.66	-	-	131	215	V

* - indicates frequency in CFR47 Pt 15 / IC RSS-Restricted Band
Pk - Peak detector
RMS - RMS detection

UL Korea, Ltd. Confidential
This report shall not be reproduced except in full, without the written approval of UL Korea, Ltd.

484T RU mode (MIMO / HE80 / RU offset 66)

HORIZONTAL PEAK AND AVERAGE PLOT

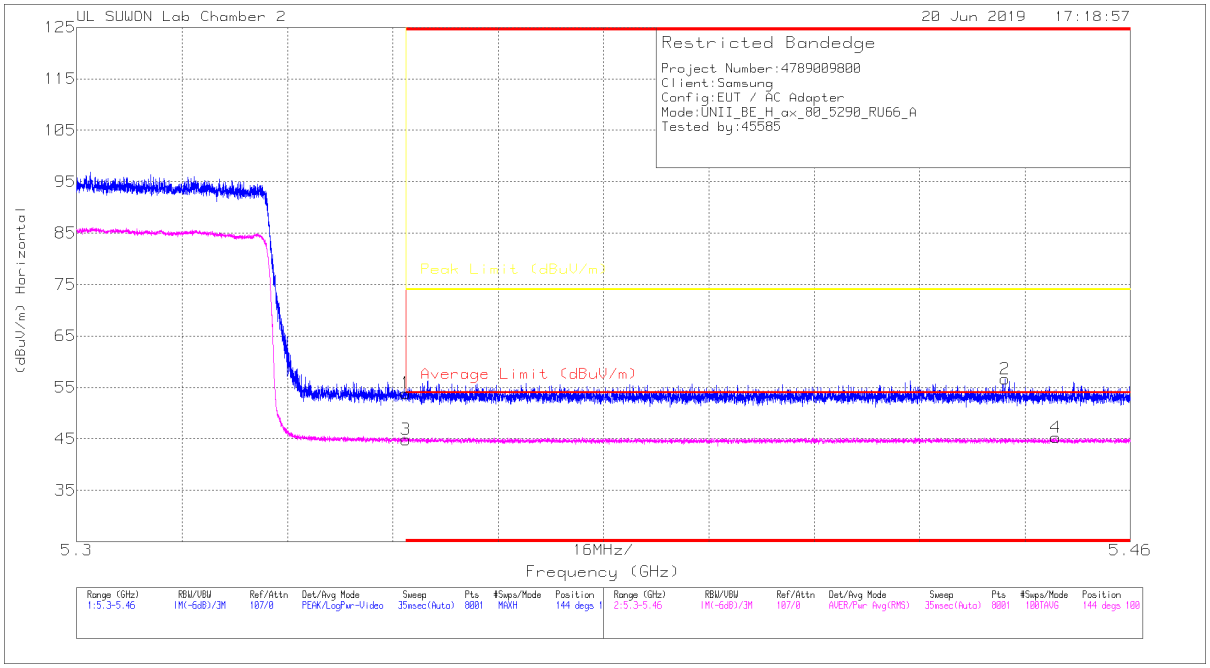

HORIZONTAL DATA

Trace Markers

Marker	Frequency (GHz)	Meter Reading (dBuV)	Det	3117_00168724	10dB[dB]	DC Corr (dB)	Corrected Reading (dBuV/m)	Average Limit (dBuV/m)	Margin (dB)	Peak Limit (dBuV/m)	PK Margin (dB)	Azimuth (Degs)	Height (cm)	Polarity
1	* 5.35	37.49	Pk	34.5	-18.1	0	53.89	-	-	74	-20.11	144	100	H
2	* 5.441	40.34	Pk	34.5	-18.2	0	56.64	-	-	74	-17.36	144	100	H
3	* 5.35	27.47	RMS	34.5	-17.1	0	44.87	54	-9.13	-	-	144	100	H
4	* 5.449	27.7	RMS	34.5	-16.9	0	45.3	54	-8.7	-	-	144	100	H

* - indicates frequency in CFR47 Pt 15 / IC RSS-Restricted Band
Pk - Peak detector
RMS - RMS detection

UL Korea, Ltd. Confidential
This report shall not be reproduced except in full, without the written approval of UL Korea, Ltd.

VERTICAL PEAK AND AVERAGE PLOT

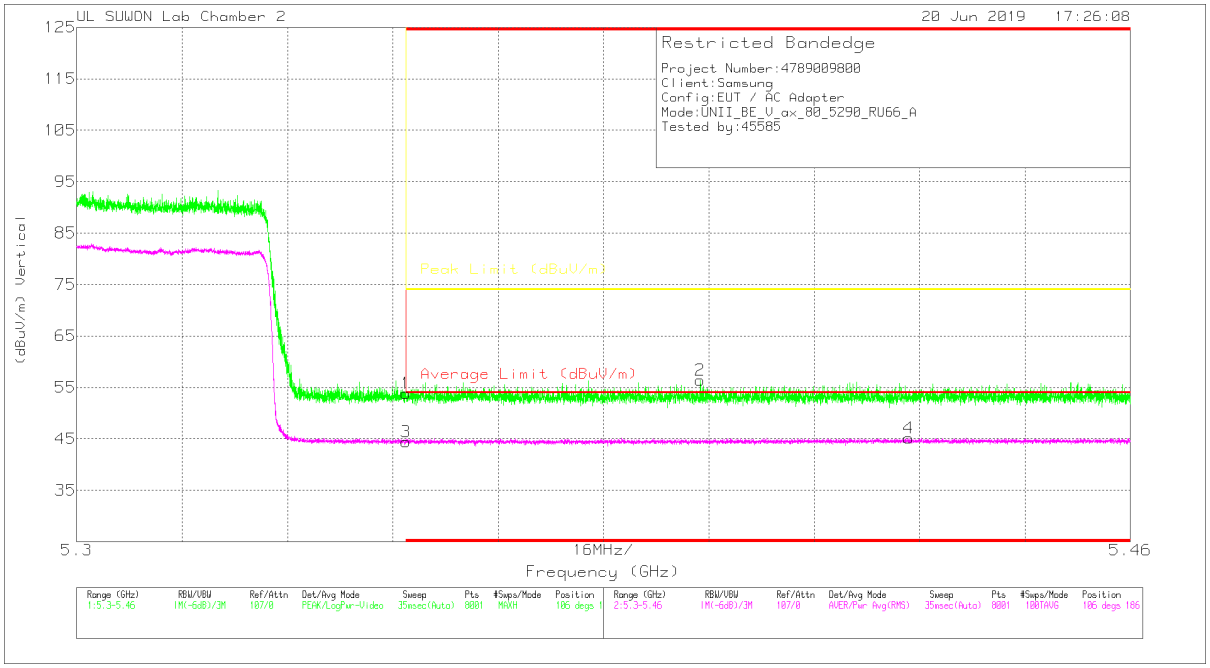

VERTICAL DATA

Trace Markers

Marker	Frequency (GHz)	Meter Reading (dBuV)	Det	3117_00168724	10dB[dB]	DC Corr (dB)	Corrected Reading (dBuV/m)	Average Limit (dBuV/m)	Margin (dB)	Peak Limit (dBuV/m)	PK Margin (dB)	Azimuth (Degs)	Height (cm)	Polarity
1	* 5.35	37.44	Pk	34.5	-18.1	0	53.84	-	-	74	-20.16	106	186	V
2	* 5.395	40.08	Pk	34.5	-18.2	0	56.38	-	-	74	-17.62	106	186	V
3	* 5.35	27.02	RMS	34.5	-17.1	0	44.42	54	-9.58	-	-	106	186	V
4	* 5.426	27.65	RMS	34.5	-17	0	45.15	54	-8.85	-	-	106	186	V

* - indicates frequency in CFR47 Pt 15 / IC RSS-Restricted Band
Pk - Peak detector
RMS - RMS detection

UL Korea, Ltd. Confidential
This report shall not be reproduced except in full, without the written approval of UL Korea, Ltd.

242T RU mode (MIMO / HE40 / RU offset 62)

HORIZONTAL PEAK AND AVERAGE PLOT

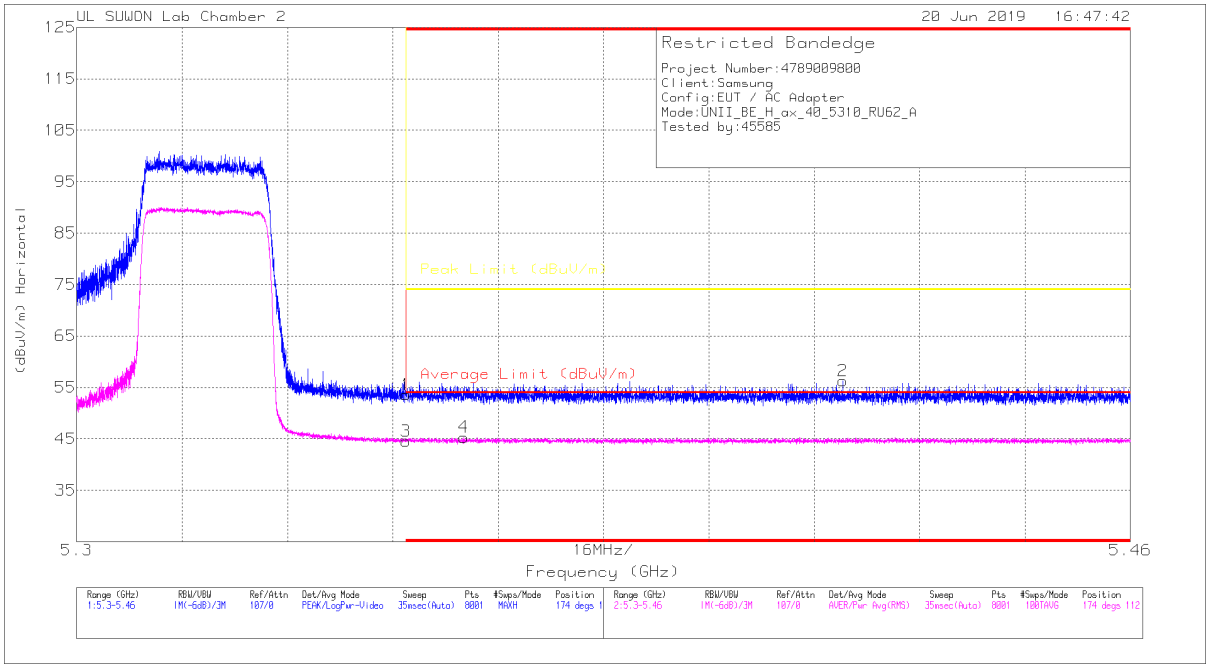

HORIZONTAL DATA

Trace Markers

Marker	Frequency (GHz)	Meter Reading (dBuV)	Det	3117_00168724	10dB[dB]	DC Corr (dB)	Corrected Reading (dBuV/m)	Average Limit (dBuV/m)	Margin (dB)	Peak Limit (dBuV/m)	PK Margin (dB)	Azimuth (Degs)	Height (cm)	Polarity
1	* 5.35	37.16	Pk	34.5	-18.1	0	53.56	-	-	74	-20.44	174	112	H
2	* 5.416	39.88	Pk	34.5	-18.1	0	56.28	-	-	74	-17.72	174	112	H
3	* 5.35	27.13	RMS	34.5	-17.1	0	44.53	54	-9.47	-	-	174	112	H
4	* 5.359	27.93	RMS	34.5	-17.1	0	45.33	54	-8.67	-	-	174	112	H

* - indicates frequency in CFR47 Pt 15 / IC RSS-Restricted Band
Pk - Peak detector
RMS - RMS detection

UL Korea, Ltd. Confidential
This report shall not be reproduced except in full, without the written approval of UL Korea, Ltd.

VERTICAL PEAK AND AVERAGE PLOT

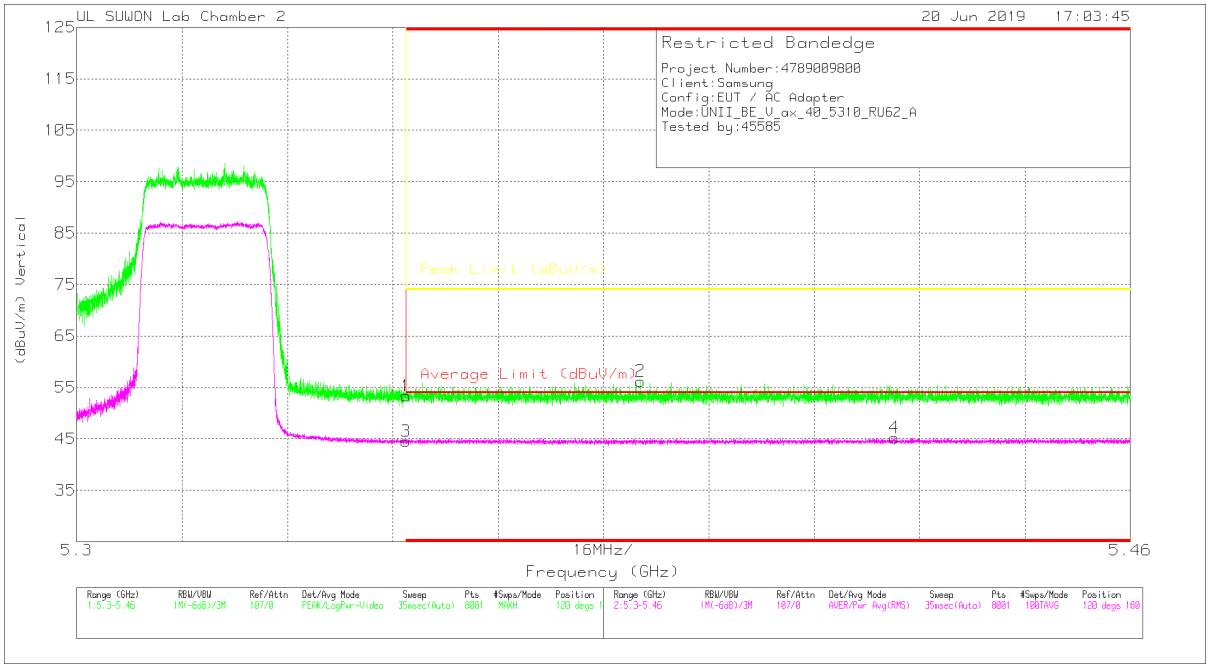

VERTICAL DATA

Trace Markers

Marker	Frequency (GHz)	Meter Reading (dBuV)	Det	3117_00168724	10dB[dB]	DC Corr (dB)	Corrected Reading (dBuV/m)	Average Limit (dBuV/m)	Margin (dB)	Peak Limit (dBuV/m)	PK Margin (dB)	Azimuth (Degs)	Height (cm)	Polarity
1	* 5.35	36.97	Pk	34.5	-18.1	0	53.37	-	-	74	-20.63	120	180	V
2	* 5.386	39.81	Pk	34.5	-18.1	0	56.21	-	-	74	-17.79	120	180	V
3	* 5.35	27.16	RMS	34.5	-17.1	0	44.56	54	-9.44	-	-	120	180	V
4	* 5.424	27.71	RMS	34.5	-17	0	45.21	54	-8.79	-	-	120	180	V

* - indicates frequency in CFR47 Pt 15 / IC RSS-Restricted Band
Pk - Peak detector
RMS - RMS detection

UL Korea, Ltd. Confidential
This report shall not be reproduced except in full, without the written approval of UL Korea, Ltd.

106T RU mode (MIMO / HE20 / RU offset 54)

HORIZONTAL PEAK AND AVERAGE PLOT

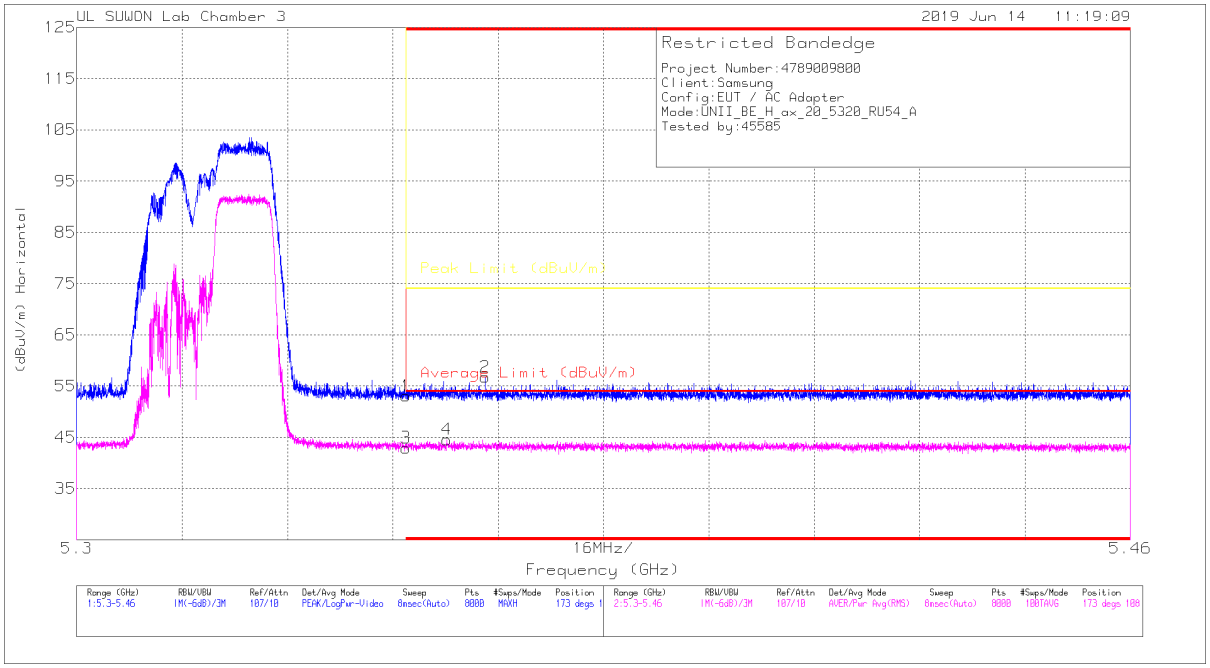

HORIZONTAL DATA

Trace Markers

Marker	Frequency (GHz)	Meter Reading (dBuV)	Det	3117_00205959	10dB[dB]	DC Corr (dB)	Corrected Reading (dBuV/m)	Average Limit (dBuV/m)	Margin (dB)	Peak Limit (dBuV/m)	PK Margin (dB)	Azimuth (Degs)	Height (cm)	Polarity
1	* 5.35	37.09	Pk	34.7	-18.7	0	53.09	-	-	74	-20.91	173	108	H
2	* 5.362	40.84	Pk	34.7	-18.8	0	56.74	-	-	74	-17.26	173	108	H
3	* 5.35	27.33	RMS	34.7	-19.1	0	42.93	54	-11.07	-	-	173	108	H
4	* 5.356	28.96	RMS	34.7	-19.1	0	44.56	54	-9.44	-	-	173	108	H

* - indicates frequency in CFR47 Pt 15 / IC RSS-Restricted Band
Pk - Peak detector
RMS - RMS detection

UL Korea, Ltd. Confidential
This report shall not be reproduced except in full, without the written approval of UL Korea, Ltd.

VERTICAL PEAK AND AVERAGE PLOT

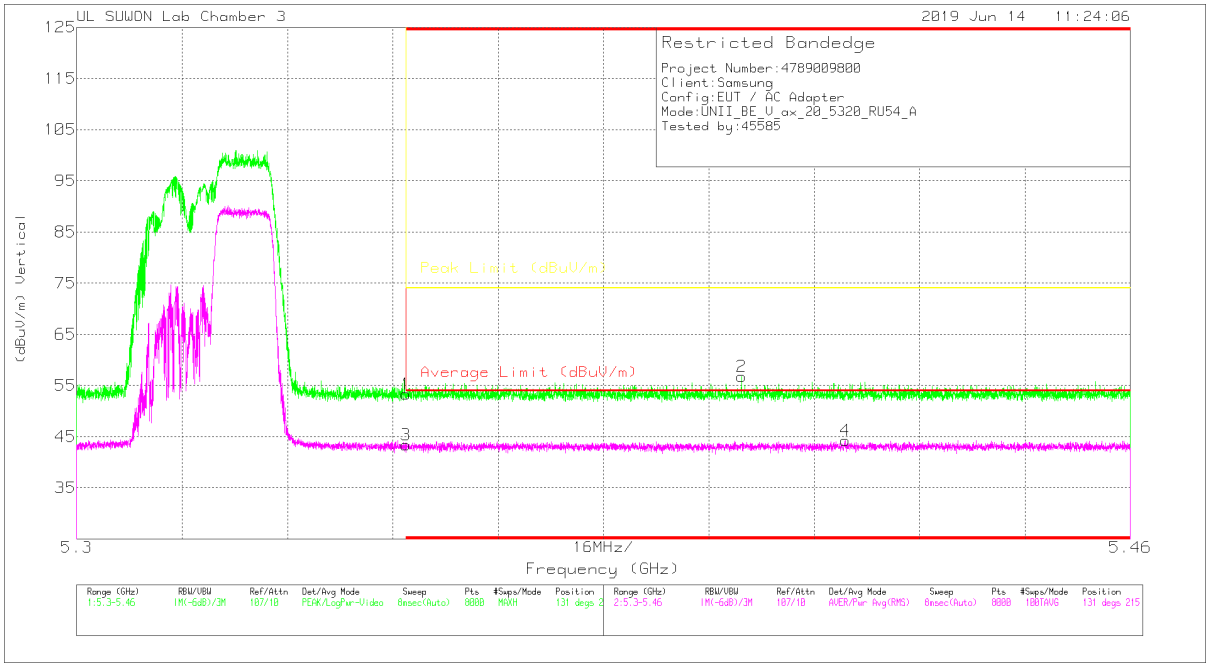

VERTICAL DATA

Trace Markers

Marker	Frequency (GHz)	Meter Reading (dBuV)	Det	3117_00205959	10dB[dB]	DC Corr (dB)	Corrected Reading (dBuV/m)	Average Limit (dBuV/m)	Margin (dB)	Peak Limit (dBuV/m)	PK Margin (dB)	Azimuth (Degs)	Height (cm)	Polarity
1	* 5.35	37.33	Pk	34.7	-18.7	0	53.33	-	-	74	-20.67	131	215	V
2	* 5.401	40.67	Pk	34.7	-18.6	0	56.77	-	-	74	-17.23	131	215	V
3	* 5.35	27.75	RMS	34.7	-19.1	0	43.35	54	-10.65	-	-	131	215	V
4	* 5.417	28.56	RMS	34.7	-19	0	44.26	54	-9.74	-	-	131	215	V

* - indicates frequency in CFR47 Pt 15 / IC RSS-Restricted Band
Pk - Peak detector
RMS - RMS detection

UL Korea, Ltd. Confidential
This report shall not be reproduced except in full, without the written approval of UL Korea, Ltd.

52T RU mode (MIMO / HE80 / RU offset 52)

HORIZONTAL PEAK AND AVERAGE PLOT

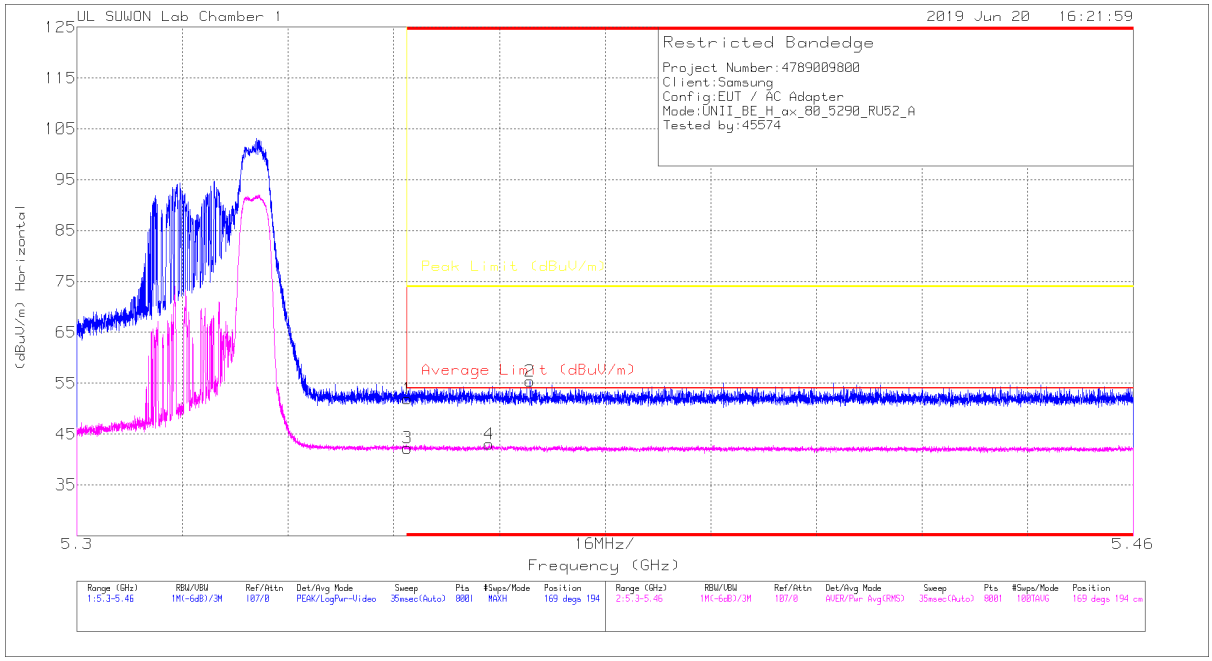

HORIZONTAL DATA

Trace Markers

Marker	Frequency (GHz)	Meter Reading (dBuV)	Det	3117_00168717	10dB[dB]	DC Corr (dB)	Corrected Reading (dBuV/m)	Average Limit (dBuV/m)	Margin (dB)	Peak Limit (dBuV/m)	PK Margin (dB)	Azimuth (Degs)	Height (cm)	Polarity
1	* 5.35002	38.78	Pk	34.7	-21.6	0	51.88	-	-	74	-22.12	169	194	H
2	* 5.36864	42.26	Pk	34.7	-21.6	0	55.36	-	-	74	-18.64	169	194	H
3	* 5.35002	29.23	RMS	34.7	-21.7	0	42.23	54	-11.77	-	-	169	194	H
4	* 5.36246	30.02	RMS	34.7	-21.7	0	43.02	54	-10.98	-	-	169	194	H

* - indicates frequency in CFR47 Pt 15 / IC RSS-Restricted Band
Pk - Peak detector
RMS - RMS detection

UL Korea, Ltd. Confidential
This report shall not be reproduced except in full, without the written approval of UL Korea, Ltd.

VERTICAL PEAK AND AVERAGE PLOT

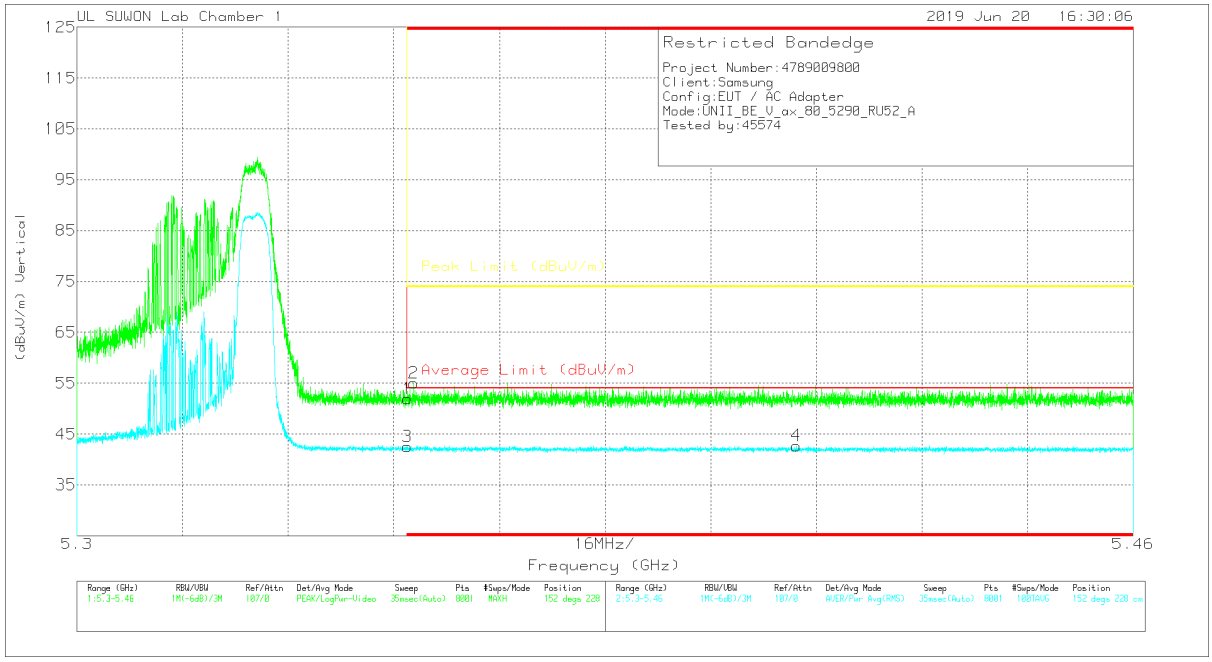

VERTICAL DATA

Trace Markers

Marker	Frequency (GHz)	Meter Reading (dBuV)	Det	3117_00168717	10dB[dB]	DC Corr (dB)	Corrected Reading (dBuV/m)	Average Limit (dBuV/m)	Margin (dB)	Peak Limit (dBuV/m)	PK Margin (dB)	Azimuth (Degs)	Height (cm)	Polarity
1	* 5.35002	38.89	Pk	34.7	-21.6	0	51.99	-	-	74	-22.01	152	228	V
2	* 5.35098	41.92	Pk	34.7	-21.6	0	55.02	-	-	74	-18.98	152	228	V
3	* 5.35002	29.49	RMS	34.7	-21.7	0	42.49	54	-11.51	-	-	152	228	V
4	* 5.40894	29.62	RMS	34.7	-21.6	0	42.72	54	-11.28	-	-	152	228	V

* - indicates frequency in CFR47 Pt 15 / IC RSS-Restricted Band
Pk - Peak detector
RMS - RMS detection

UL Korea, Ltd. Confidential
This report shall not be reproduced except in full, without the written approval of UL Korea, Ltd.

26T RU mode (MIMO / HE80 / RU offset 36)

HORIZONTAL PEAK AND AVERAGE PLOT

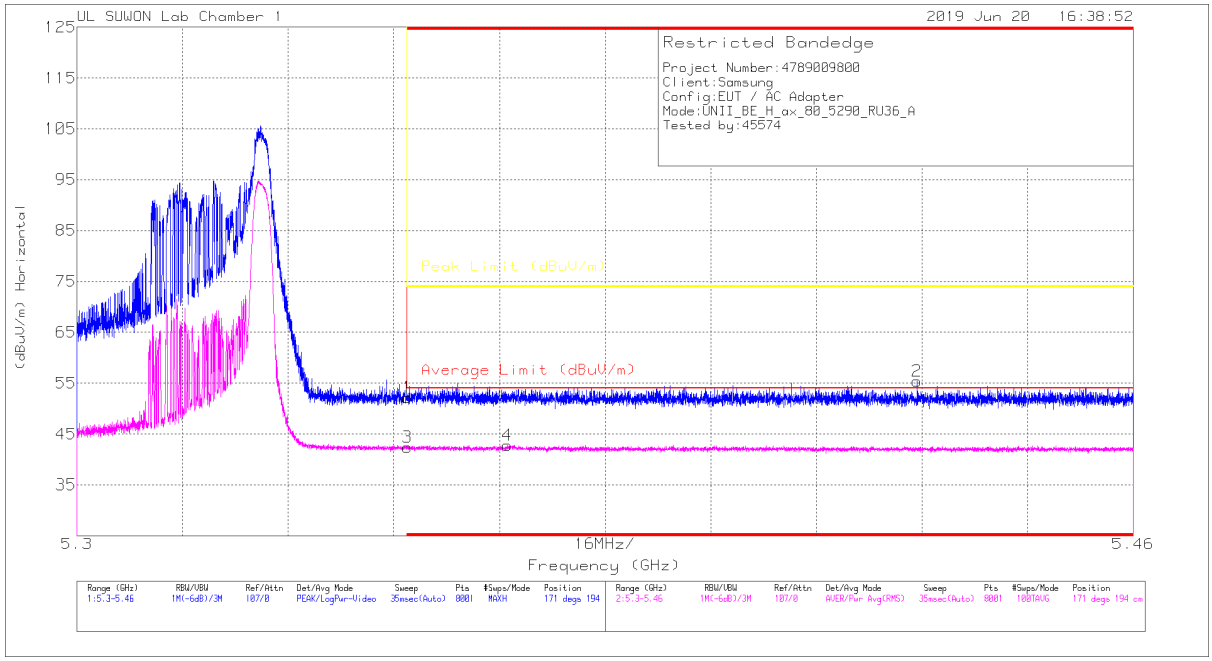

HORIZONTAL DATA

Trace Markers

Marker	Frequency (GHz)	Meter Reading (dBuV)	Det	3117_00168717	10dB[dB]	DC Corr (dB)	Corrected Reading (dBuV/m)	Average Limit (dBuV/m)	Margin (dB)	Peak Limit (dBuV/m)	PK Margin (dB)	Azimuth (Degs)	Height (cm)	Polarity
1	* 5.35002	39.12	Pk	34.7	-21.6	0	52.22	-	-	74	-21.78	171	194	H
2	* 5.42728	42.22	Pk	34.7	-21.5	0	55.42	-	-	74	-18.58	171	194	H
3	* 5.35002	29.39	RMS	34.7	-21.7	0	42.39	54	-11.61	-	-	171	194	H
4	* 5.3652	29.77	RMS	34.7	-21.7	0	42.77	54	-11.23	-	-	171	194	H

* - indicates frequency in CFR47 Pt 15 / IC RSS-Restricted Band
Pk - Peak detector
RMS - RMS detection

UL Korea, Ltd. Suwon Laboratory FORM ID: FCC_15E
218 Maeyeong-ro, Yeongtong-gu, Suwon-si, Gyeonggi-do, 16675 Korea TEL: (031) 337-9902,FAX: (031) 213-5433
UL Korea, Ltd. Confidential
This report shall not be reproduced except in full, without the written approval of UL Korea, Ltd.

VERTICAL PEAK AND AVERAGE PLOT

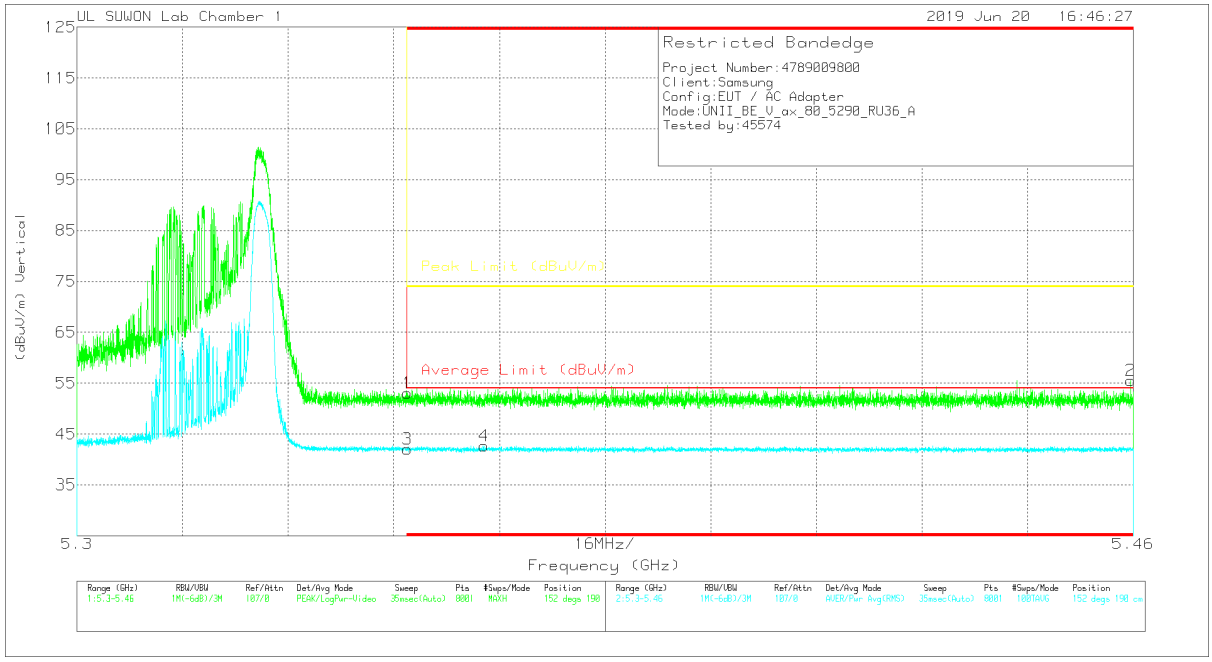

VERTICAL DATA

Trace Markers

Marker	Frequency (GHz)	Meter Reading (dBuV)	Det	3117_00168717	10dB[dB]	DC Corr (dB)	Corrected Reading (dBuV/m)	Average Limit (dBuV/m)	Margin (dB)	Peak Limit (dBuV/m)	PK Margin (dB)	Azimuth (Degs)	Height (cm)	Polarity
1	* 5.35002	39.99	Pk	34.7	-21.6	0	53.09	-	-	74	-20.91	152	190	V
2	* 5.4596	42.24	Pk	34.7	-21.4	0	55.54	-	-	74	-18.46	152	190	V
3	* 5.35002	29.05	RMS	34.7	-21.7	0	42.05	54	-11.95	-	-	152	190	V
4	* 5.36162	29.71	RMS	34.7	-21.7	0	42.71	54	-11.29	-	-	152	190	V

* - indicates frequency in CFR47 Pt 15 / IC RSS-Restricted Band
Pk - Peak detector
RMS - RMS detection

UL Korea, Ltd. Confidential
This report shall not be reproduced except in full, without the written approval of UL Korea, Ltd.

HARMONICS AND SPURIOUS EMISSIONS

HE20 SU mode (MIMO)

LOW CHANNEL HORIZONTAL

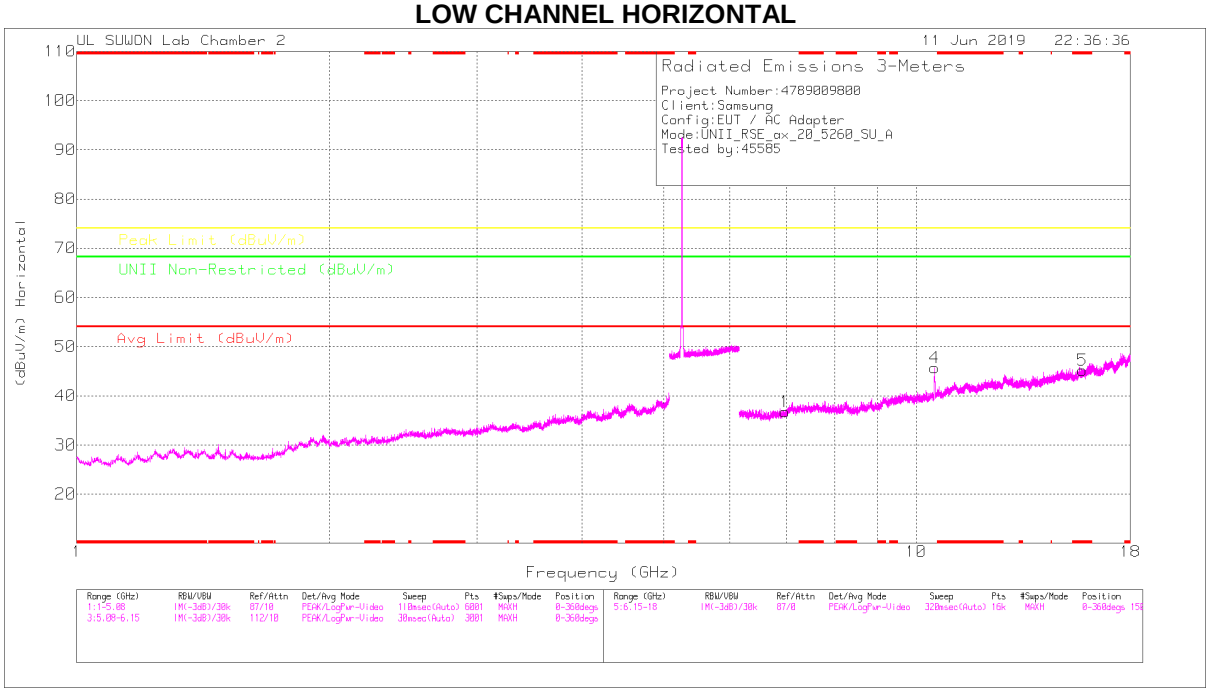

LOW CHANNEL VERTICAL

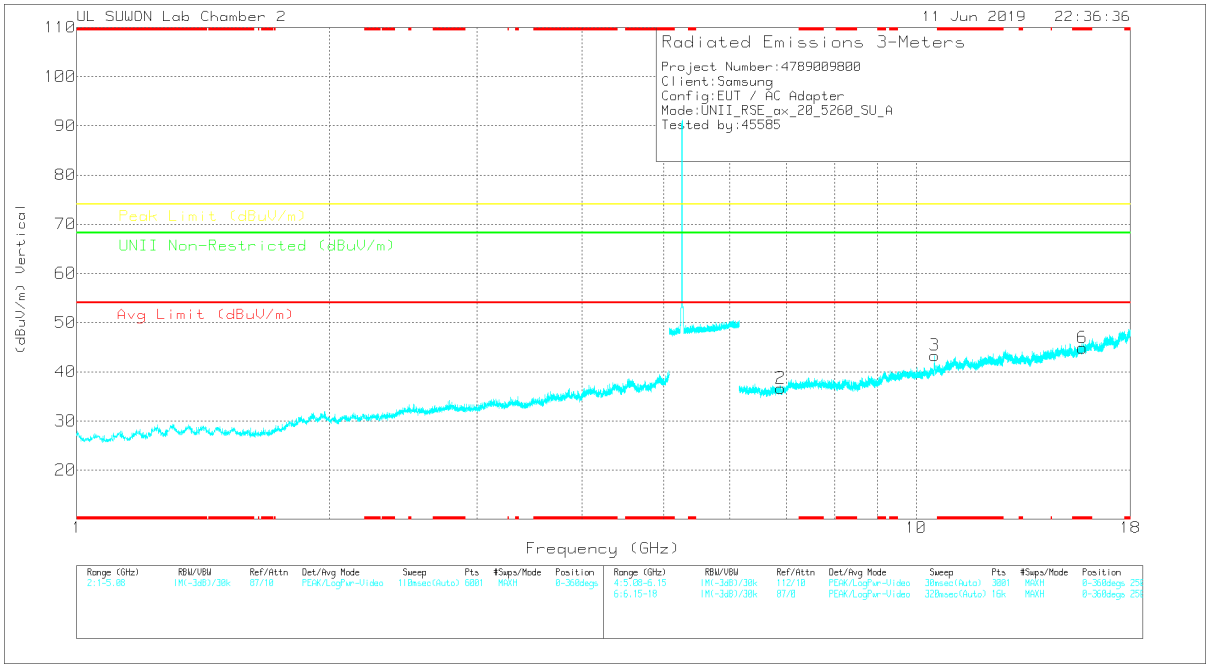

Note: Emission was scanned up to 40GHz; No emissions were detected above the noise floor which was at least 20dB below the specification limit.

UL Korea, Ltd. Confidential
This report shall not be reproduced except in full, without the written approval of UL Korea, Ltd.

LOW CHANNEL DATA

Trace Markers

Marker	Frequency (GHz)	Meter Reading (dBuV)	Det	3117_00168724	6GHz_HP[dB]	DC Corr (dB)	Corrected Reading (dBuV/m)	Avg Limit (dBuV/m)	Margin (dB)	Peak Limit (dBuV/m)	Margin (dB)	UNII Non-Restricted (dBuV/m)	Margin (dB)	Azimuth (Degs)	Height (cm)	Polarity
1	6.979	26.61	PK	35.8	-25.7	0	36.71	-	-	-	-	68.2	-31.49	0-360	150	H
4	10.521	28.65	PK	37.7	-20.7	0	45.65	-	-	-	-	68.2	-22.55	0-360	250	H
5	* 15.779	24.78	PK	40.3	-19.9	0	45.18	-	-	74	-28.82	-	-	0-360	150	H
2	6.891	26.07	PK	35.7	-25.1	0	36.67	-	-	-	-	68.2	-31.53	0-360	250	V
3	10.521	26.32	PK	37.7	-20.7	0	43.32	-	-	-	-	68.2	-24.88	0-360	150	V
6	* 15.782	24.47	PK	40.3	-19.9	0	44.87	-	-	74	-29.13	-	-	0-360	150	V

* - indicates frequency in CFR47 Pt 15 / IC RSS-Restricted Band
PK – Peak Detector

Radiated Emissions

Frequency (GHz)	Meter Reading (dBuV)	Det	3117_00168724	6GHz_HP[dB]	DC Corr (dB)	Corrected Reading (dBuV/m)	Avg Limit (dBuV/m)	Margin (dB)	Peak Limit (dBuV/m)	Margin (dB)	UNII Non-Restricted (dBuV/m)	Margin (dB)	Azimuth (Degs)	Height (cm)	Polarity
10.52	41.18	PK-U	37.7	-20.7	0	58.18	-	-	-	-	68.2	-10.02	143	245	H
10.525	37.66	PK-U	37.7	-20.7	0	54.66	-	-	-	-	68.2	-13.54	173	154	V

* - indicates frequency in CFR47 Pt 15 / IC RSS-Restricted Band
PK-U - U-NII: Maximum Peak

UL Korea, Ltd. Suwon Laboratory FORM ID: FCC_15E
218 Maeyeong-ro, Yeongtong-gu, Suwon-si, Gyeonggi-do, 16675 Korea TEL: (031) 337-9902,FAX: (031) 213-5433
UL Korea, Ltd. Confidential
This report shall not be reproduced except in full, without the written approval of UL Korea, Ltd.

MID CHANNEL HORIZONTAL

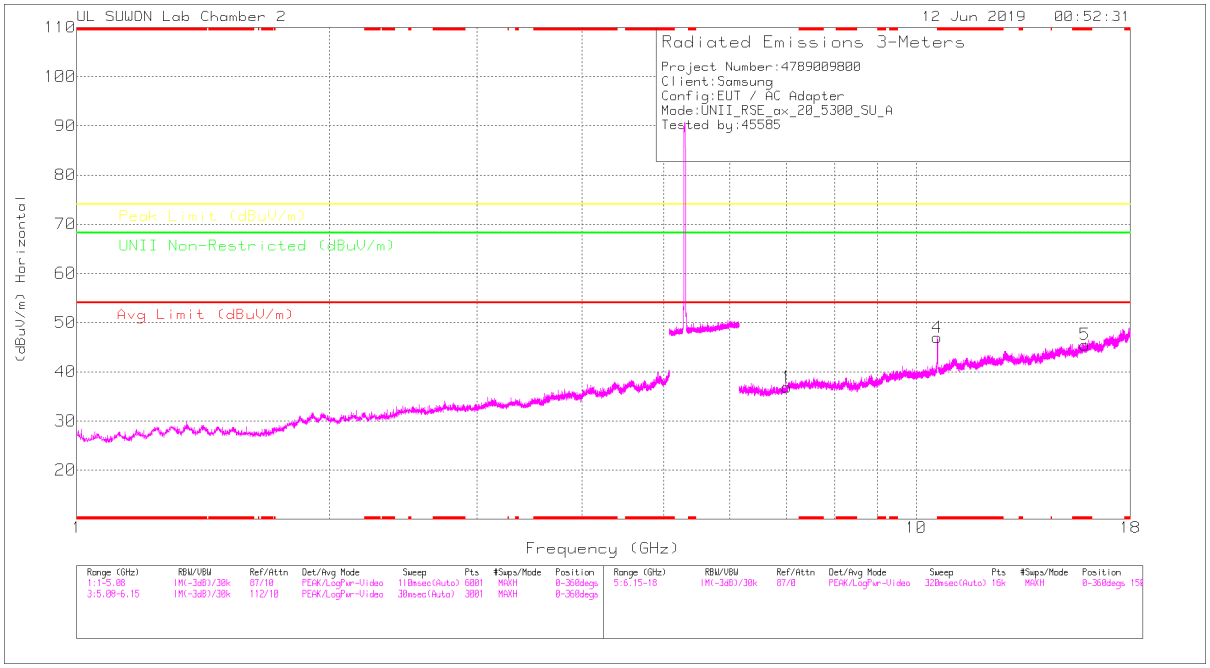

MID CHANNEL VERTICAL

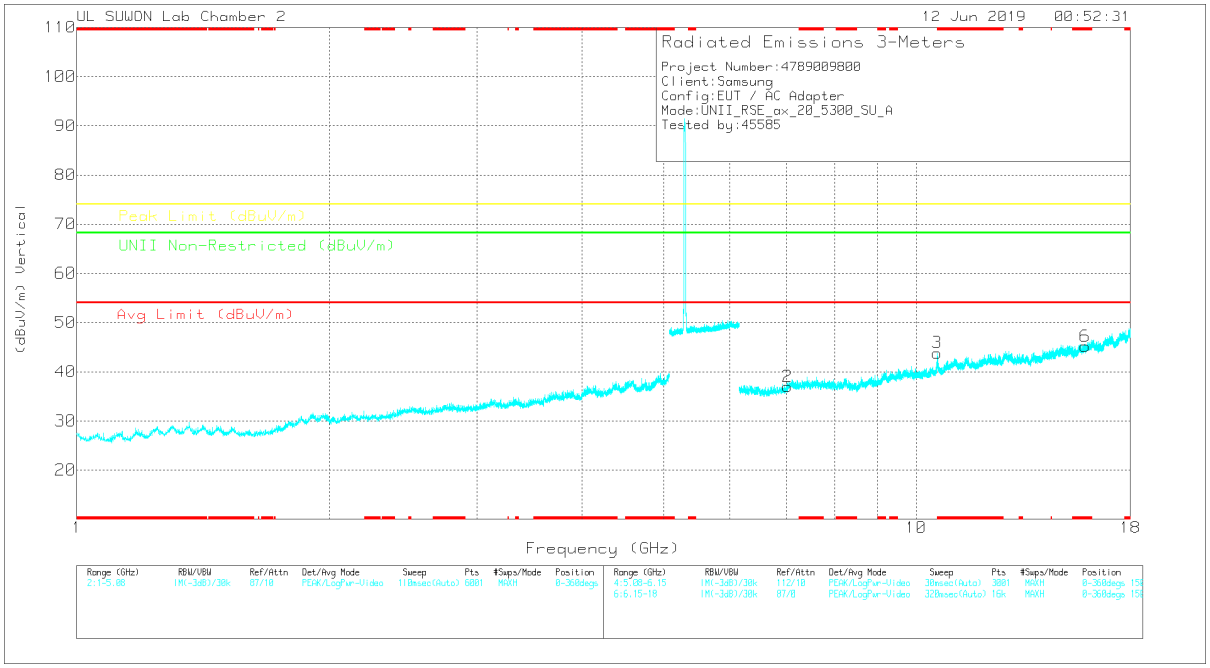

Note: Emission was scanned up to 40GHz; No emissions were detected above the noise floor which was at least 20dB below the specification limit.

UL Korea, Ltd. Confidential
This report shall not be reproduced except in full, without the written approval of UL Korea, Ltd.

MID CHANNEL DATA

Trace Markers

Marker	Frequency (GHz)	Meter Reading (dBuV)	Det	3117_00168724	6GHz_HP[dB]	DC Corr (dB)	Corrected Reading (dBuV/m)	Avg Limit (dBuV/m)	Margin (dB)	Peak Limit (dBuV/m)	Margin (dB)	UNII Non-Restricted (dBuV/m)	Margin (dB)	Azimuth (Degs)	Height (cm)	Polarity
1	7.014	26.53	PK	35.8	-25.5	0	36.83	-	-	-	-	68.2	-31.37	0-360	150	H
4	* 10.601	28.83	PK	37.8	-19.7	0	46.93	-	-	74	-27.07	-	-	0-360	250	H
5	* 15.898	24.59	PK	40.5	-19.6	0	45.49	-	-	74	-28.51	-	-	0-360	250	H
2	7.029	26.21	PK	35.9	-25.1	0	37.01	-	-	-	-	68.2	-31.19	0-360	150	V
3	* 10.601	25.73	PK	37.8	-19.7	0	43.83	-	-	74	-30.17	-	-	0-360	150	V
6	* 15.9	24.14	PK	40.5	-19.5	0	45.14	-	-	74	-28.86	-	-	0-360	150	V

* - indicates frequency in CFR47 Pt 15 / IC RSS-Restricted Band
PK – Peak Detector

Radiated Emissions

Frequency (GHz)	Meter Reading (dBuV)	Det	3117_00168724	6GHz_HP[dB]	DC Corr (dB)	Corrected Reading (dBuV/m)	Avg Limit (dBuV/m)	Margin (dB)	Peak Limit (dBuV/m)	Margin (dB)	UNII Non-Restricted (dBuV/m)	Margin (dB)	Azimuth (Degs)	Height (cm)	Polarity
* 10.602	41.92	PK-U	37.8	-19.7	0	60.02	-	-	74	-13.98	-	-	142	253	H
* 10.6	28.02	ADR	37.8	-19.7	0	46.12	54	-7.88	-	-	-	-	142	253	H
* 10.6	38.55	PK-U	37.8	-19.7	0	56.65	-	-	74	-17.35	-	-	175	160	V
* 10.6	24.78	ADR	37.8	-19.7	0	42.88	54	-11.12	-	-	-	-	175	160	V

* - indicates frequency in CFR47 Pt 15 / IC RSS-Restricted Band
PK-U - U-NII: Maximum Peak
ADR - U-NII AD primary method, RMS average

UL Korea, Ltd. Confidential
This report shall not be reproduced except in full, without the written approval of UL Korea, Ltd.

HIGH CHANNEL HORIZONTAL

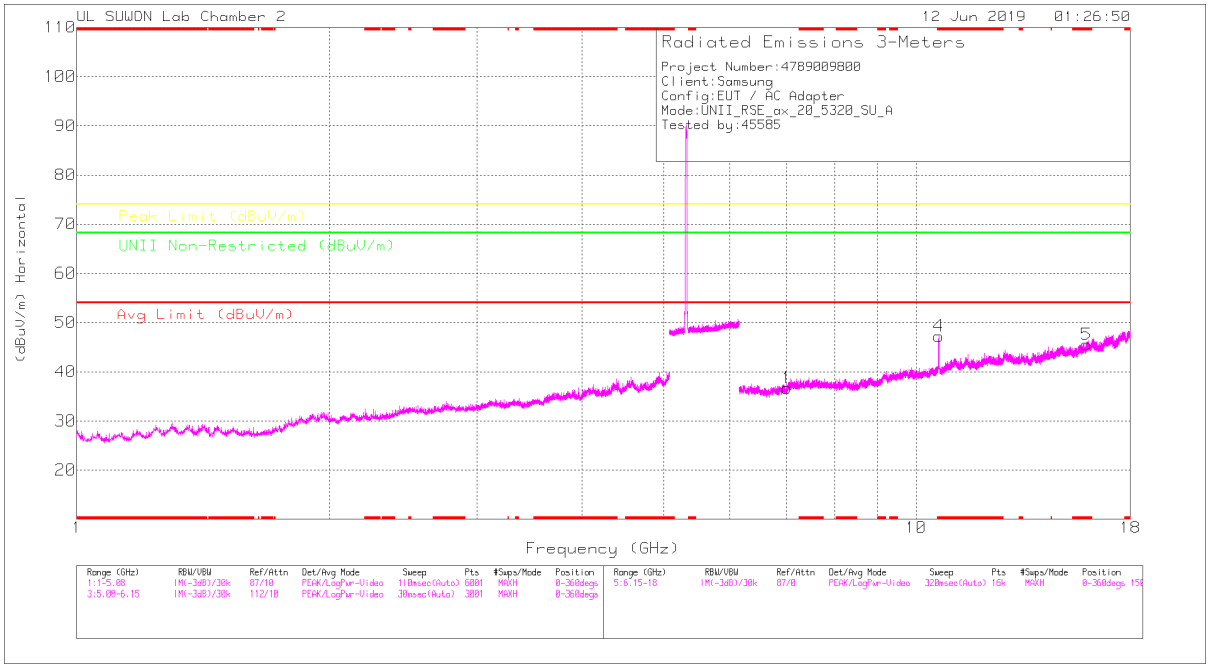

HIGH CHANNEL VERTICAL

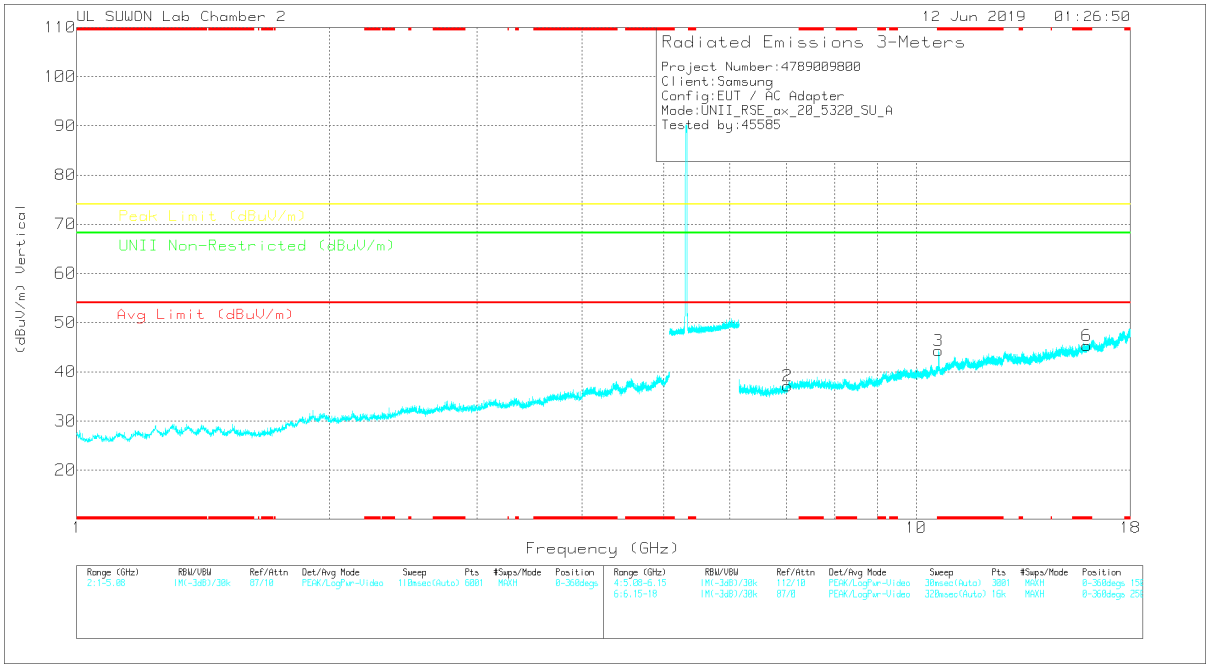

Note: Emission was scanned up to 40GHz; No emissions were detected above the noise floor which was at least 20dB below the specification limit.

UL Korea, Ltd. Confidential
This report shall not be reproduced except in full, without the written approval of UL Korea, Ltd.

HIGH CHANNEL DATA

Trace Markers

Marker	Frequency (GHz)	Meter Reading (dBuV)	Det	3117_00168724	6GHz_HP[dB]	DC Corr (dB)	Corrected Reading (dBuV/m)	Avg Limit (dBuV/m)	Margin (dB)	Peak Limit (dBuV/m)	Margin (dB)	UNII Non-Restricted (dBuV/m)	Margin (dB)	Azimuth (Degs)	Height (cm)	Polarity
1	7.016	26.4	PK	35.8	-25.5	0	36.7	-	-	-	-	68.2	-31.5	0-360	250	H
4	* 10.639	29.05	PK	37.8	-19.6	0	47.25	-	-	74	-26.75	-	-	0-360	250	H
5	* 15.955	24.63	PK	40.5	-19.6	0	45.53	-	-	74	-28.47	-	-	0-360	250	H
2	7.029	26.3	PK	35.9	-25.1	0	37.1	-	-	-	-	68.2	-31.1	0-360	250	V
3	* 10.635	26.06	PK	37.8	-19.6	0	44.26	-	-	74	-29.74	-	-	0-360	150	V
6	* 15.963	24.29	PK	40.6	-19.6	0	45.29	-	-	74	-28.71	-	-	0-360	250	V

* - indicates frequency in CFR47 Pt 15 / IC RSS-Restricted Band
PK – Peak Detector

Radiated Emissions

Frequency (GHz)	Meter Reading (dBuV)	Det	3117_00168724	6GHz_HP[dB]	DC Corr (dB)	Corrected Reading (dBuV/m)	Avg Limit (dBuV/m)	Margin (dB)	Peak Limit (dBuV/m)	Margin (dB)	UNII Non-Restricted (dBuV/m)	Margin (dB)	Azimuth (Degs)	Height (cm)	Polarity
* 10.64	42.19	PK-U	37.8	-19.6	0	60.39	-	-	74	-13.61	-	-	155	251	H
* 10.64	28.09	ADR	37.8	-19.6	0	46.29	54	-7.71	-	-	-	-	155	251	H
* 10.639	38.81	PK-U	37.8	-19.6	0	57.01	-	-	74	-16.99	-	-	172	157	V
* 10.64	25.15	ADR	37.8	-19.6	0	43.35	54	-10.65	-	-	-	-	172	157	V

* - indicates frequency in CFR47 Pt 15 / IC RSS-Restricted Band
PK-U - U-NII: Maximum Peak
ADR - U-NII AD primary method, RMS average

UL Korea, Ltd. Confidential
This report shall not be reproduced except in full, without the written approval of UL Korea, Ltd.

HE40 SU mode (MIMO)

LOW CHANNEL HORIZONTAL

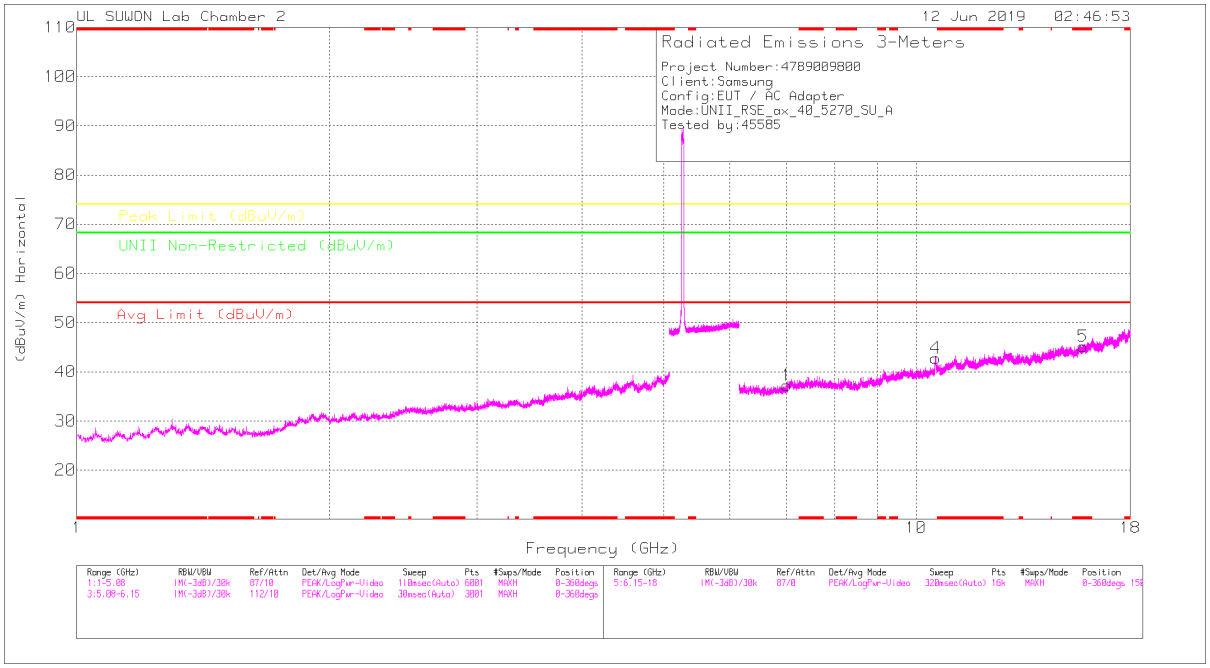

LOW CHANNEL VERTICAL

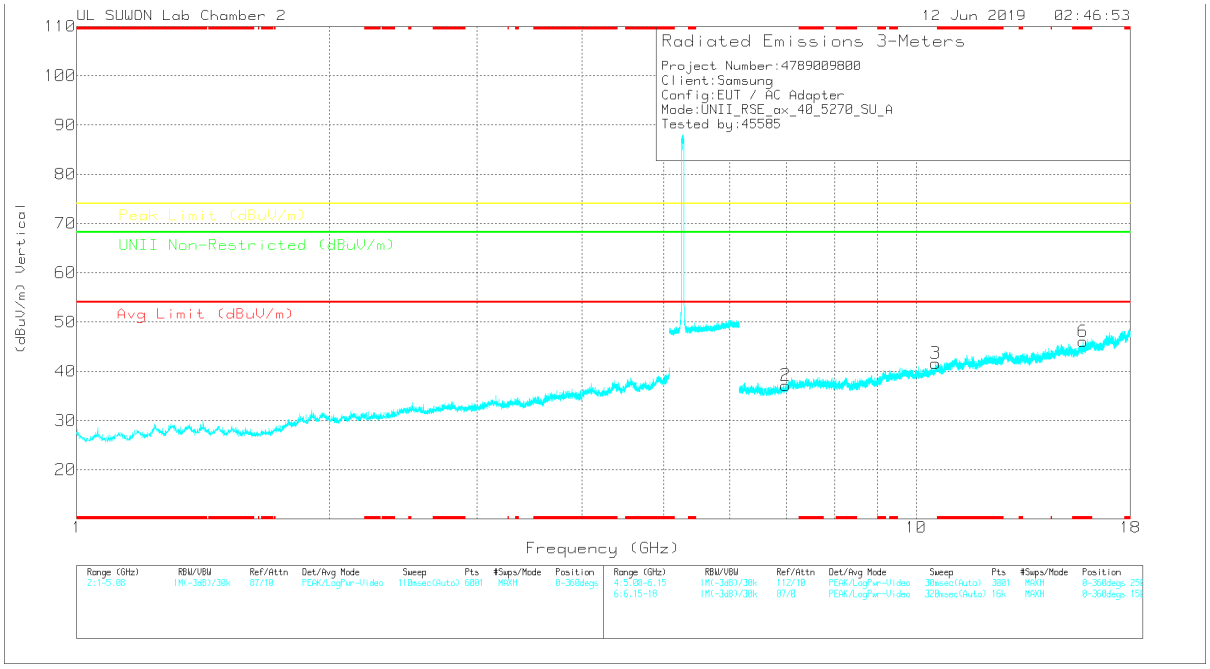

Note: Emission was scanned up to 40GHz; No emissions were detected above the noise floor which was at least 20dB below the specification limit.

UL Korea, Ltd. Confidential
This report shall not be reproduced except in full, without the written approval of UL Korea, Ltd.

LOW CHANNEL DATA

Trace Markers

Marker	Frequency (GHz)	Meter Reading (dBuV)	Det	3117_00168724	6GHz_HP[dB]	DC Corr (dB)	Corrected Reading (dBuV/m)	Avg Limit (dBuV/m)	Margin (dB)	Peak Limit (dBuV/m)	Margin (dB)	UNII Non-Restricted (dBuV/m)	Margin (dB)	Azimuth (Degs)	Height (cm)	Polarity
1	7.014	26.97	PK	35.8	-25.5	0	37.27	-	-	-	-	68.2	-30.93	0-360	150	H
4	10.55	25.49	PK	37.7	-20.4	0	42.79	-	-	-	-	68.2	-25.41	0-360	150	H
5	* 15.809	24.7	PK	40.4	-19.9	0	45.2	-	-	74	-28.8	-	-	0-360	150	H
2	6.991	27.08	PK	35.8	-25.7	0	37.18	-	-	-	-	68.2	-31.02	0-360	150	V
3	10.547	24.35	PK	37.7	-20.4	0	41.65	-	-	-	-	68.2	-26.55	0-360	150	V
6	* 15.811	25.64	PK	40.4	-20	0	46.04	-	-	74	-27.96	-	-	0-360	150	V

* - indicates frequency in CFR47 Pt 15 / IC RSS-Restricted Band
PK – Peak Detector

Radiated Emissions

Frequency (GHz)	Meter Reading (dBuV)	Det	3117_00168724	6GHz_HP[dB]	DC Corr (dB)	Corrected Reading (dBuV/m)	Avg Limit (dBuV/m)	Margin (dB)	Peak Limit (dBuV/m)	Margin (dB)	UNII Non-Restricted (dBuV/m)	Margin (dB)	Azimuth (Degs)	Height (cm)	Polarity
10.542	38.1	PK-U	37.7	-20.6	0	55.2	-	-	-	-	68.2	-13	144	247	H
10.531	35.41	PK-U	37.7	-20.7	0	52.41	-	-	-	-	68.2	-15.79	175	152	V

* - indicates frequency in CFR47 Pt 15 / IC RSS-Restricted Band
PK-U - U-NII: Maximum Peak

UL Korea, Ltd. Suwon Laboratory FORM ID: FCC_15E
218 Maeyeong-ro, Yeongtong-gu, Suwon-si, Gyeonggi-do, 16675 Korea TEL: (031) 337-9902,FAX: (031) 213-5433
UL Korea, Ltd. Confidential
This report shall not be reproduced except in full, without the written approval of UL Korea, Ltd.

HIGH CHANNEL HORIZONTAL

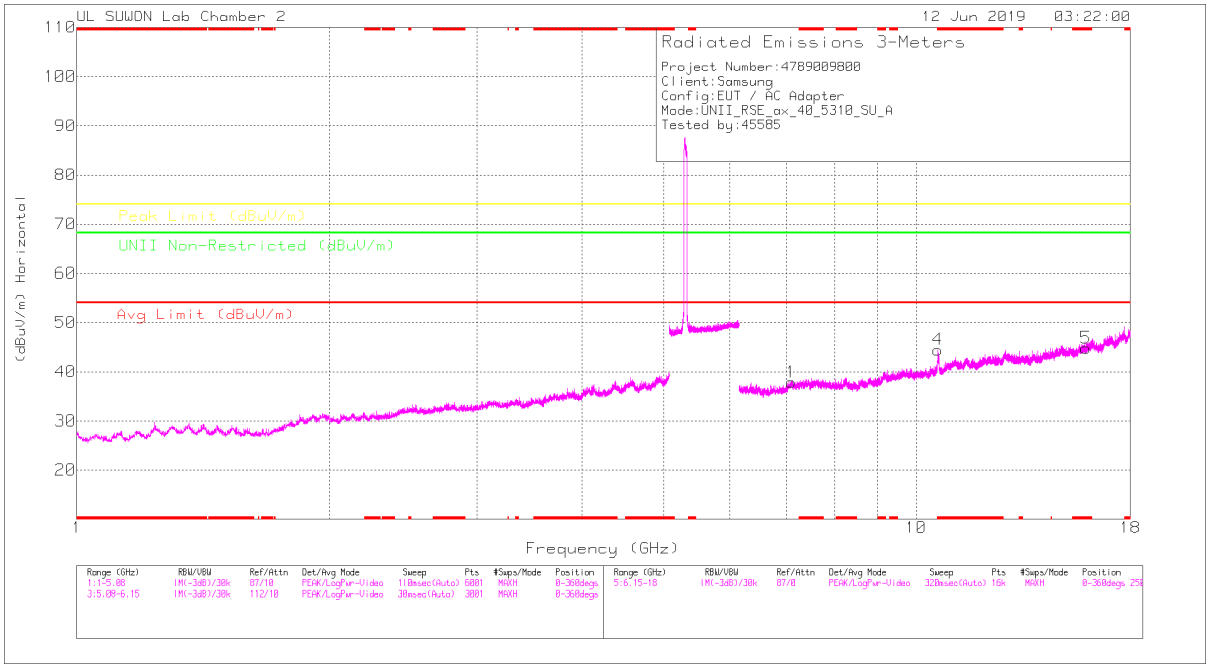

HIGH CHANNEL VERTICAL

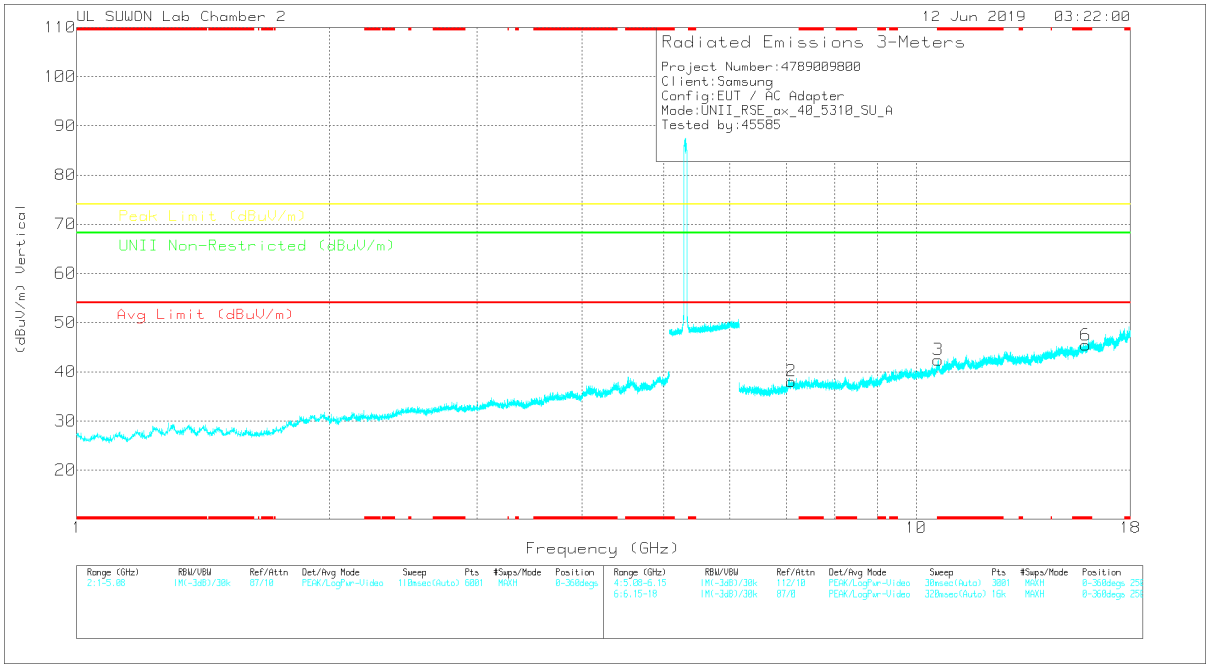

Note: Emission was scanned up to 40GHz; No emissions were detected above the noise floor which was at least 20dB below the specification limit.

UL Korea, Ltd. Confidential
This report shall not be reproduced except in full, without the written approval of UL Korea, Ltd.

HIGH CHANNEL DATA

Trace Markers

Marker	Frequency (GHz)	Meter Reading (dBuV)	Det	3117_00168724	6GHz_HP[dB]	DC Corr (dB)	Corrected Reading (dBuV/m)	Avg Limit (dBuV/m)	Margin (dB)	Peak Limit (dBuV/m)	Margin (dB)	UNII Non-Restricted (dBuV/m)	Margin (dB)	Azimuth (Degs)	Height (cm)	Polarity
1	7.102	25.6	PK	36	-23.7	0	37.9	-	-	-	-	68.2	-30.3	0-360	250	H
4	* 10.619	26.27	PK	37.8	-19.6	0	44.47	-	-	74	-29.53	-	-	0-360	250	H
5	* 15.931	23.82	PK	40.5	-19.5	0	44.82	-	-	74	-29.18	-	-	0-360	250	H
2	7.097	25.78	PK	36	-23.7	0	38.08	-	-	-	-	68.2	-30.12	0-360	150	V
3	* 10.622	24.23	PK	37.8	-19.6	0	42.43	-	-	74	-31.57	-	-	0-360	150	V
6	* 15.927	24.49	PK	40.5	-19.6	0	45.39	-	-	74	-28.61	-	-	0-360	250	V

* - indicates frequency in CFR47 Pt 15 / IC RSS-Restricted Band
PK – Peak Detector

Radiated Emissions

Frequency (GHz)	Meter Reading (dBuV)	Det	3117_00168724	6GHz_HP[dB]	DC Corr (dB)	Corrected Reading (dBuV/m)	Avg Limit (dBuV/m)	Margin (dB)	Peak Limit (dBuV/m)	Margin (dB)	UNII Non-Restricted (dBuV/m)	Margin (dB)	Azimuth (Degs)	Height (cm)	Polarity
* 10.624	39.06	PK-U	37.8	-19.6	0	57.26	-	-	74	-16.74	-	-	155	258	H
* 10.621	24.9	ADR	37.8	-19.6	0	43.1	54	-10.9	-	-	-	-	155	258	H
* 10.622	35.38	PK-U	37.8	-19.7	0	53.48	-	-	74	-20.52	-	-	175	156	V
* 10.621	23.17	ADR	37.8	-19.6	0	41.37	54	-12.63	-	-	-	-	175	156	V

* - indicates frequency in CFR47 Pt 15 / IC RSS-Restricted Band
PK-U - U-NII: Maximum Peak
ADR - U-NII AD primary method, RMS average

UL Korea, Ltd. Confidential
This report shall not be reproduced except in full, without the written approval of UL Korea, Ltd.

HE80 SU mode (MIMO)

MID CHANNEL HORIZONTAL

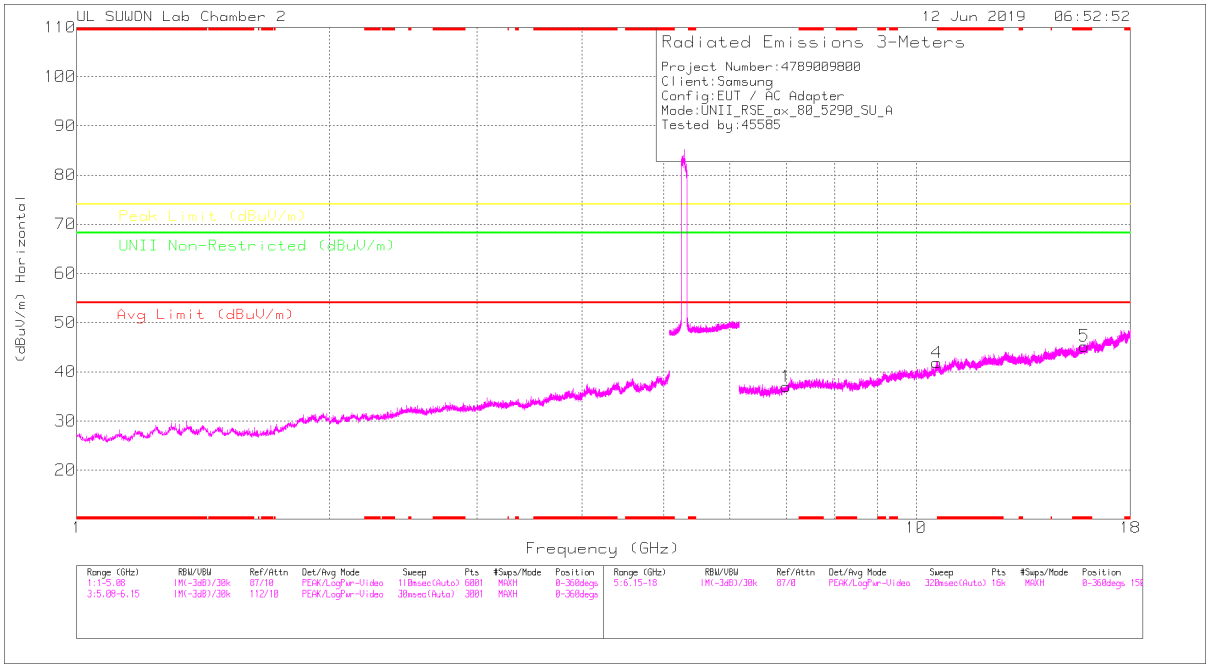

MID CHANNEL VERTICAL

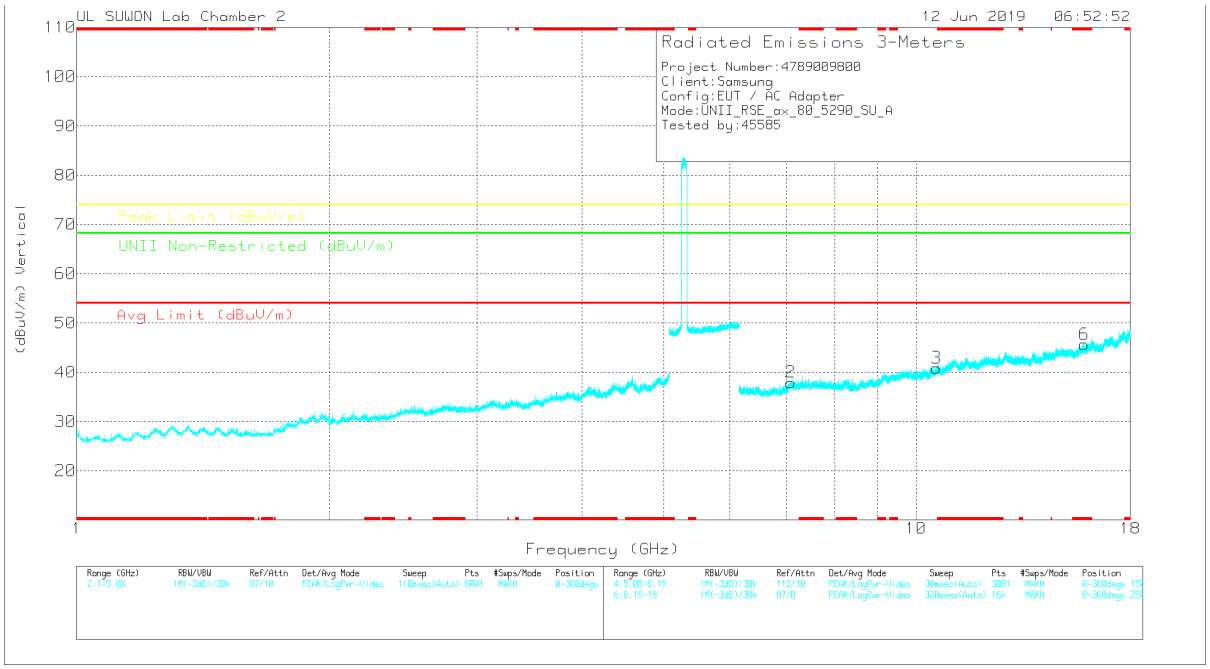

Note: Emission was scanned up to 40GHz; No emissions were detected above the noise floor which was at least 20dB below the specification limit.

UL Korea, Ltd. Confidential
This report shall not be reproduced except in full, without the written approval of UL Korea, Ltd.

MID CHANNEL DATA

Trace Markers

Marker	Frequency (GHz)	Meter Reading (dBuV)	Det	3117_00168724	6GHz_HP(dB)	DC Corr (dB)	Corrected Reading (dBuV/m)	Avg Limit (dBuV/m)	Margin (dB)	Peak Limit (dBuV/m)	Margin (dB)	UNII Non-Restricted (dBuV/m)	Margin (dB)	Azimuth (Degs)	Height (cm)	Polarity
1	7.006	26.86	PK	35.8	-25.7	0	36.96	-	-	-	-	68.2	-31.24	0-360	250	H
4	10.585	23.75	PK	37.8	-19.7	0	41.85	-	-	-	-	68.2	-26.35	0-360	250	H
5	* 15.872	24.43	PK	40.5	-19.7	0	45.23	-	-	74	-28.77	-	-	0-360	150	H
2	7.086	25.95	PK	35.9	-23.9	0	37.95	-	-	-	-	68.2	-30.25	0-360	250	V
3	10.582	22.76	PK	37.8	-19.7	0	40.86	-	-	-	-	68.2	-27.34	0-360	150	V
6	* 15.872	24.85	PK	40.5	-19.7	0	45.65	-	-	74	-28.35	-	-	0-360	250	V

* - indicates frequency in CFR47 Pt 15 / IC RSS-Restricted Band
PK – Peak Detector

Note: Only peak measurement was performed. Because peak measurement result of unwanted emission is less than average limit (54dBuV/m).

UL Korea, Ltd. Confidential
This report shall not be reproduced except in full, without the written approval of UL Korea, Ltd.

HE20 RU mode (MIMO / 26T / Low: 8, Mid: 4, High: 4)

LOW CHANNEL HORIZONTAL

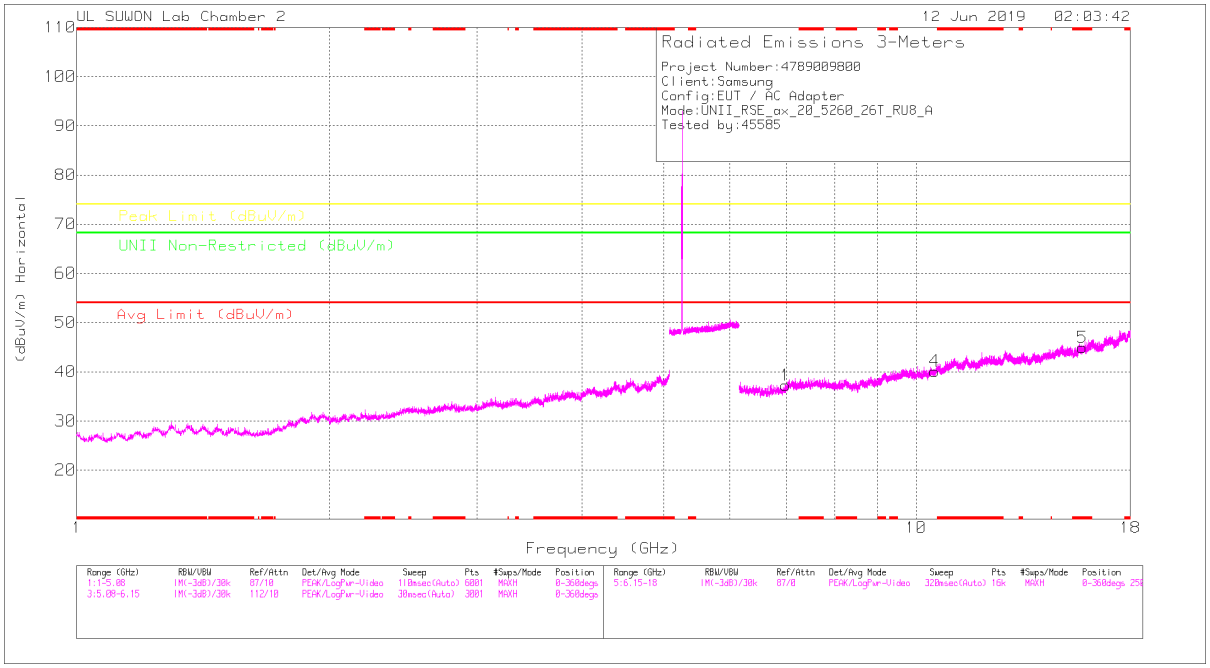

LOW CHANNEL VERTICAL

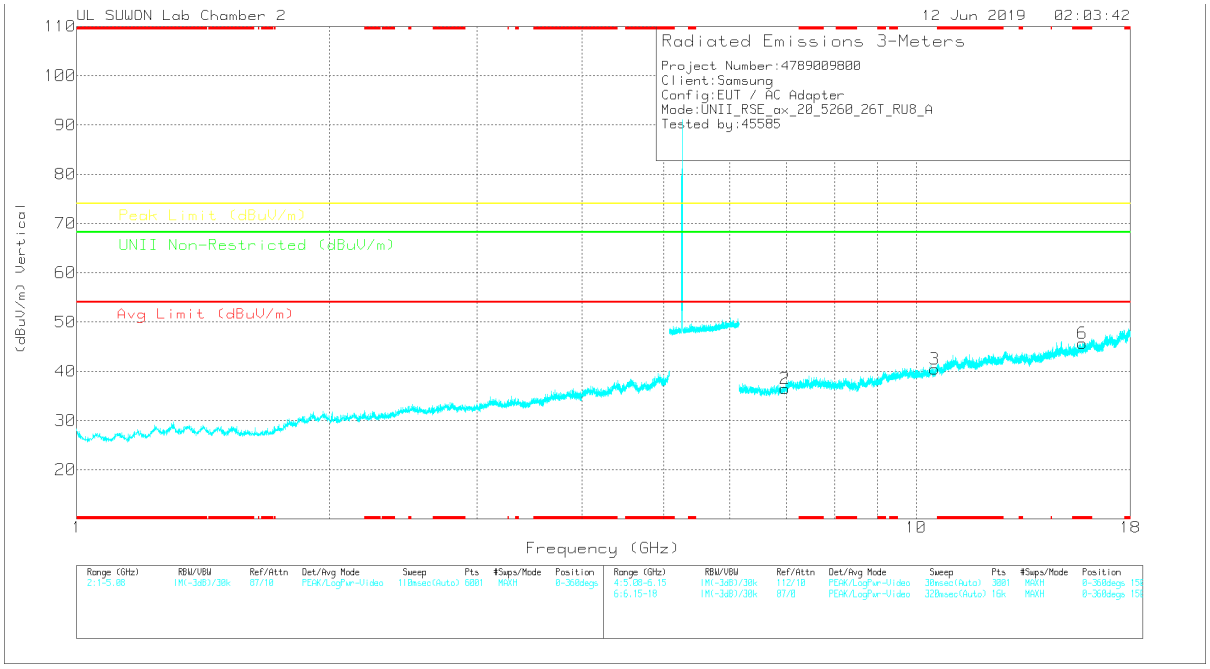

Note: Emission was scanned up to 40GHz; No emissions were detected above the noise floor which was at least 20dB below the specification limit.

UL Korea, Ltd. Confidential
This report shall not be reproduced except in full, without the written approval of UL Korea, Ltd.

LOW CHANNEL DATA

Trace Markers

Marker	Frequency (GHz)	Meter Reading (dBuV)	Det	3117_00168724	6GHz_HP(dB)	DC Corr (dB)	Corrected Reading (dBuV/m)	Avg Limit (dBuV/m)	Margin (dB)	Peak Limit (dBuV/m)	Margin (dB)	UNII Non-Restricted (dBuV/m)	Margin (dB)	Azimuth (Degs)	Height (cm)	Polarity
1	6.99	27.12	PK	35.8	-25.7	0	37.22	-	-	-	-	68.2	-30.98	0-360	150	H
4	10.524	23.09	PK	37.7	-20.7	0	40.09	-	-	-	-	68.2	-28.11	0-360	150	H
5	* 15.788	24.49	PK	40.3	-19.9	0	44.89	-	-	74	-29.11	-	-	0-360	250	H
2	6.976	26.38	PK	35.8	-25.7	0	36.48	-	-	-	-	68.2	-31.72	0-360	150	V
3	10.526	23.43	PK	37.7	-20.7	0	40.43	-	-	-	-	68.2	-27.77	0-360	150	V
6	* 15.78	25.27	PK	40.3	-19.9	0	45.67	-	-	74	-28.33	-	-	0-360	250	V

* - indicates frequency in CFR47 Pt 15 / IC RSS-Restricted Band
PK – Peak Detector

Note: Only peak measurement was performed. Because peak measurement result of unwanted emission is less than average limit (54dBuV/m).

UL Korea, Ltd. Confidential
This report shall not be reproduced except in full, without the written approval of UL Korea, Ltd.

MID CHANNEL HORIZONTAL

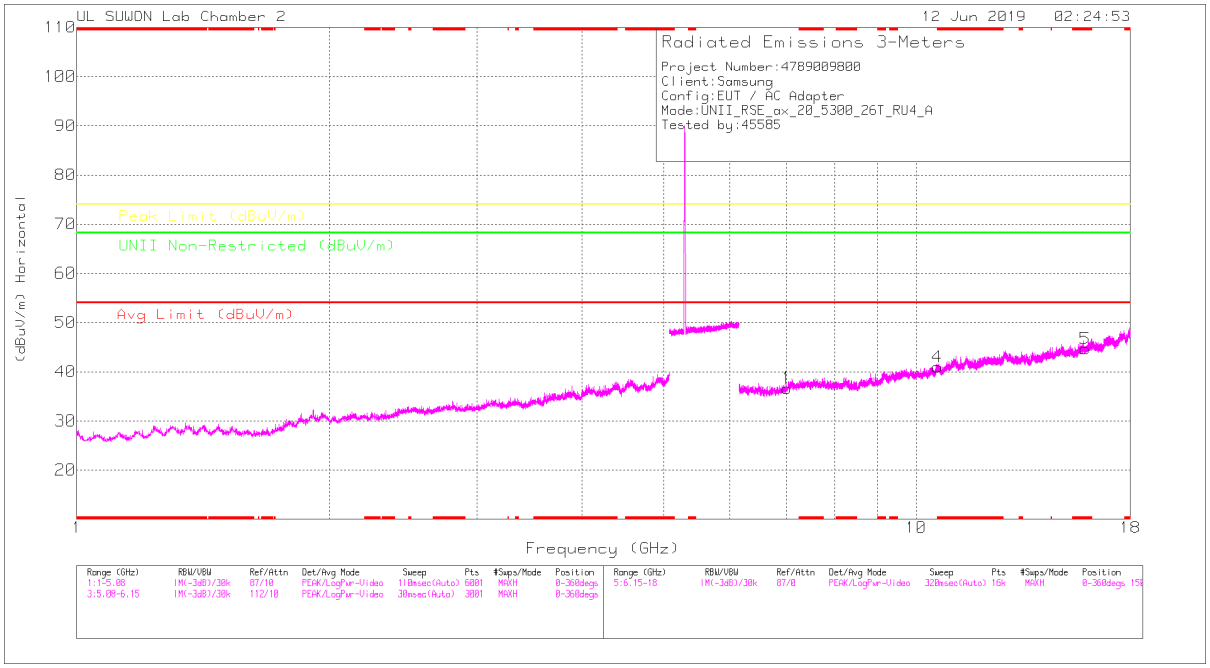

MID CHANNEL VERTICAL

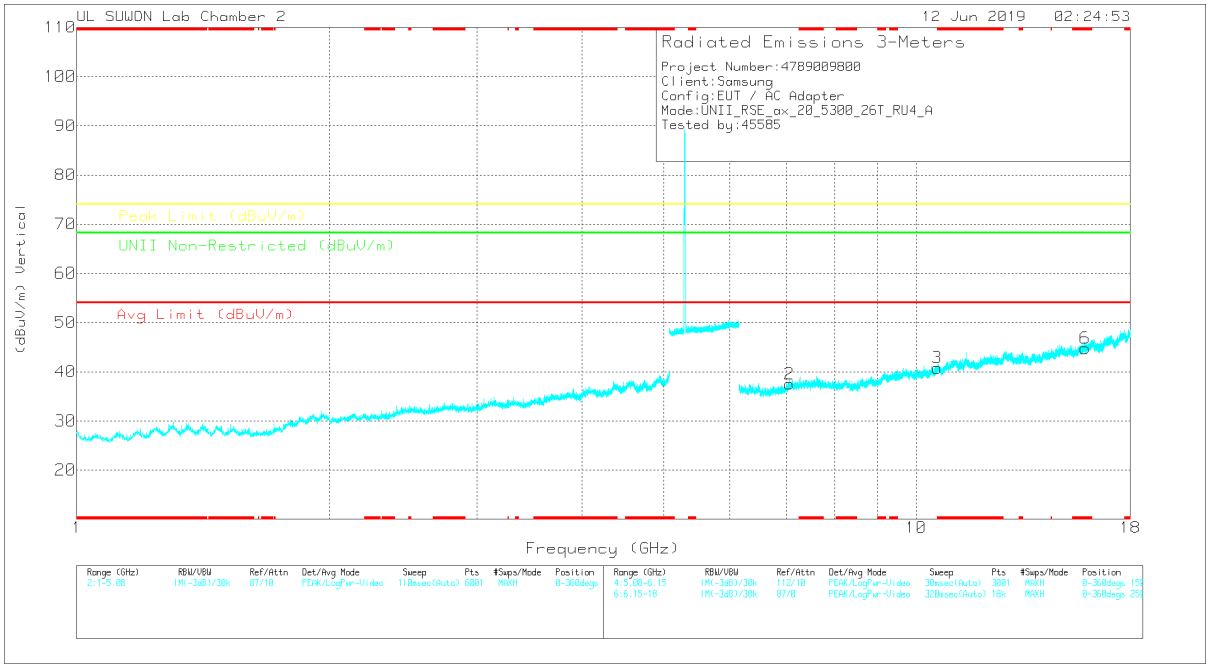

Note: Emission was scanned up to 40GHz; No emissions were detected above the noise floor which was at least 20dB below the specification limit.

UL Korea, Ltd. Confidential
This report shall not be reproduced except in full, without the written approval of UL Korea, Ltd.

MID CHANNEL DATA

Trace Markers

Marker	Frequency (GHz)	Meter Reading (dBuV)	Det	3117_00168724	6GHz_HP[dB]	DC Corr (dB)	Corrected Reading (dBuV/m)	Avg Limit (dBuV/m)	Margin (dB)	Peak Limit (dBuV/m)	Margin (dB)	UNII Non-Restricted (dBuV/m)	Margin (dB)	Azimuth (Degs)	Height (cm)	Polarity
1	7.016	26.35	PK	35.8	-25.5	0	36.65	-	-	-	-	68.2	-31.55	0-360	250	H
4	* 10.602	22.83	PK	37.8	-19.7	0	40.93	-	-	74	-33.07	-	-	0-360	150	H
5	* 15.9	23.66	PK	40.5	-19.5	0	44.66	-	-	74	-29.34	-	-	0-360	150	H
2	7.06	25.91	PK	35.9	-24.3	0	37.51	-	-	-	-	68.2	-30.69	0-360	150	V
3	10.596	22.58	PK	37.8	-19.6	0	40.78	-	-	-	-	68.2	-27.42	0-360	250	V
6	* 15.9	23.75	PK	40.5	-19.5	0	44.75	-	-	74	-29.25	-	-	0-360	150	V

* - indicates frequency in CFR47 Pt 15 / IC RSS-Restricted Band
PK – Peak Detector

Note: Only peak measurement was performed. Because peak measurement result of unwanted emission is less than average limit (54dBuV/m).

UL Korea, Ltd. Suwon Laboratory FORM ID: FCC_15E
218 Maeyeong-ro, Yeongtong-gu, Suwon-si, Gyeonggi-do, 16675 Korea TEL: (031) 337-9902,FAX: (031) 213-5433
UL Korea, Ltd. Confidential
This report shall not be reproduced except in full, without the written approval of UL Korea, Ltd.

HIGH CHANNEL HORIZONTAL

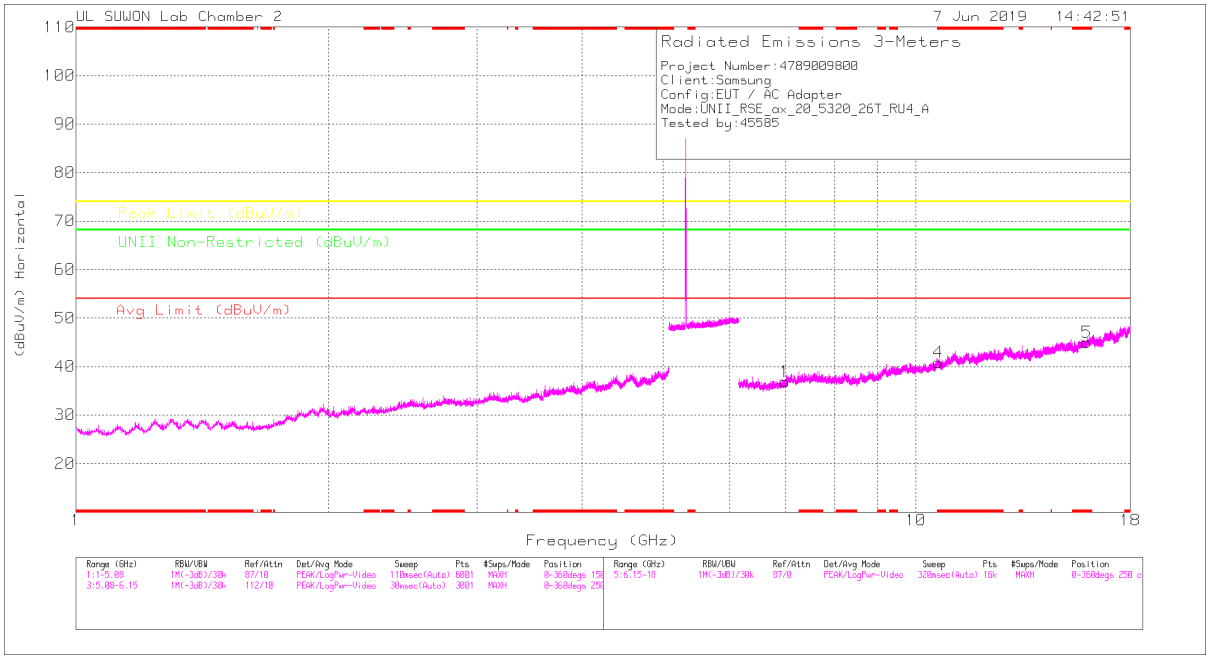

HIGH CHANNEL VERTICAL

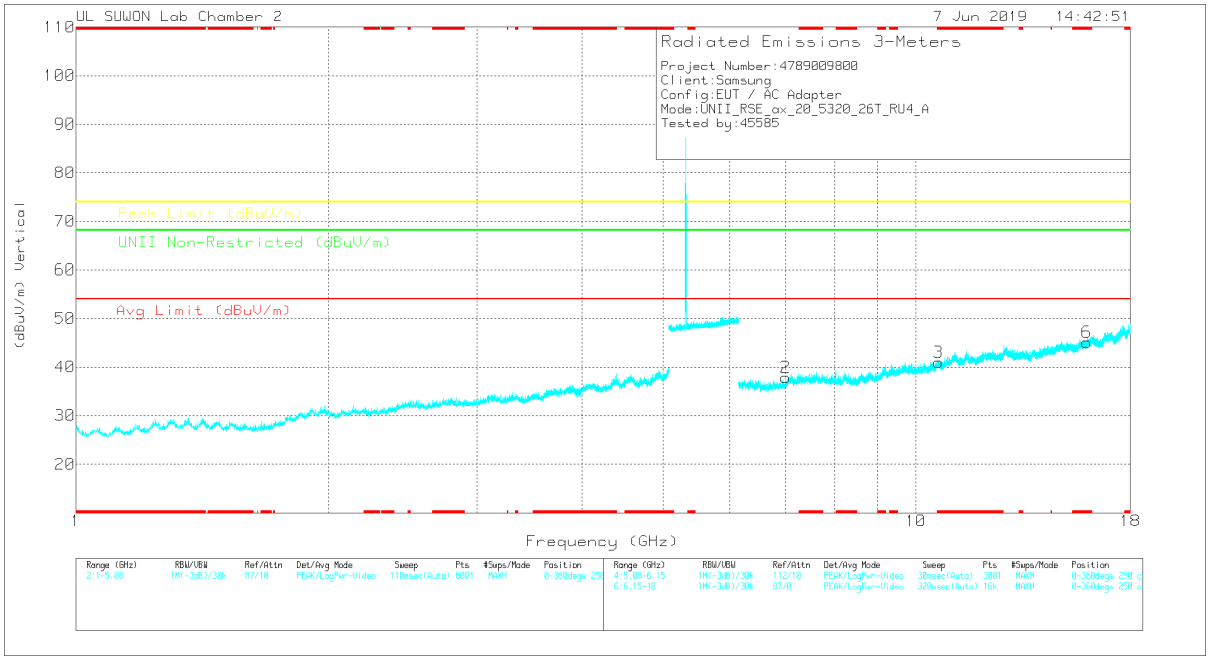

Note: Emission was scanned up to 40GHz; No emissions were detected above the noise floor which was at least 20dB below the specification limit.

UL Korea, Ltd. Confidential
This report shall not be reproduced except in full, without the written approval of UL Korea, Ltd.

HIGH CHANNEL DATA

Trace Markers

Marker	Frequency (GHz)	Meter Reading (dBuV)	Det	3117_00168724	6GHz_HP(dB)	DC Corr (dB)	Corrected Reading (dBuV/m)	Avg Limit (dBuV/m)	Margin (dB)	Peak Limit (dBuV/m)	Margin (dB)	UNII Non-Restricted (dBuV/m)	Margin (dB)	Azimuth (Degs)	Height (cm)	Polarity
1	6.98	26.76	PK	35.8	-25.7	0	36.86	-	-	-	-	68.2	-31.34	0-360	150	H
4	* 10.641	22.62	PK	37.8	-19.6	0	40.82	-	-	74	-33.18	-	-	0-360	150	H
5	* 15.959	24.23	PK	40.5	-19.7	0	45.03	-	-	74	-28.97	-	-	0-360	150	H
2	6.994	27.78	PK	35.8	-25.7	0	37.88	-	-	-	-	68.2	-30.32	0-360	250	V
3	* 10.64	22.79	PK	37.8	-19.6	0	40.99	-	-	74	-33.01	-	-	0-360	150	V
6	* 15.96	24.16	PK	40.5	-19.6	0	45.06	-	-	74	-28.94	-	-	0-360	250	V

* - indicates frequency in CFR47 Pt 15 / IC RSS-Restricted Band
PK – Peak Detector

Note: Only peak measurement was performed. Because peak measurement result of unwanted emission is less than average limit (54dBuV/m).

UL Korea, Ltd. Suwon Laboratory FORM ID: FCC_15E
218 Maeyeong-ro, Yeongtong-gu, Suwon-si, Gyeonggi-do, 16675 Korea TEL: (031) 337-9902,FAX: (031) 213-5433
UL Korea, Ltd. Confidential
This report shall not be reproduced except in full, without the written approval of UL Korea, Ltd.

HE40 RU mode (MIMO / 26T / Low: 0, High: 0)

LOW CHANNEL HORIZONTAL

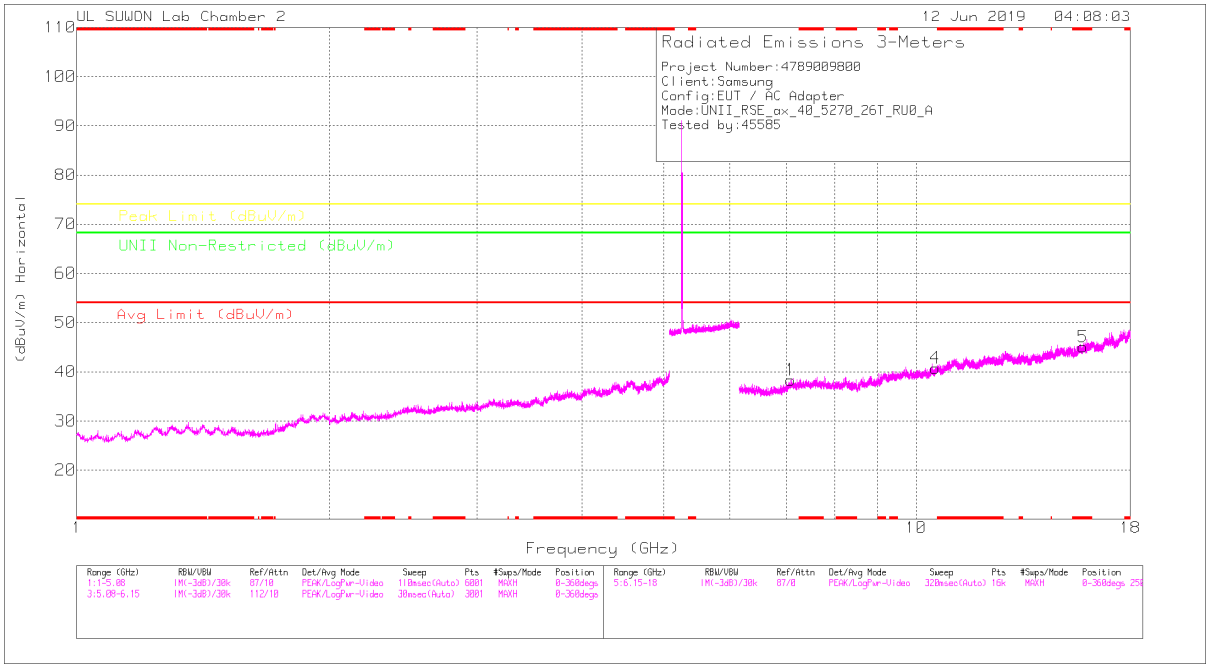

LOW CHANNEL VERTICAL

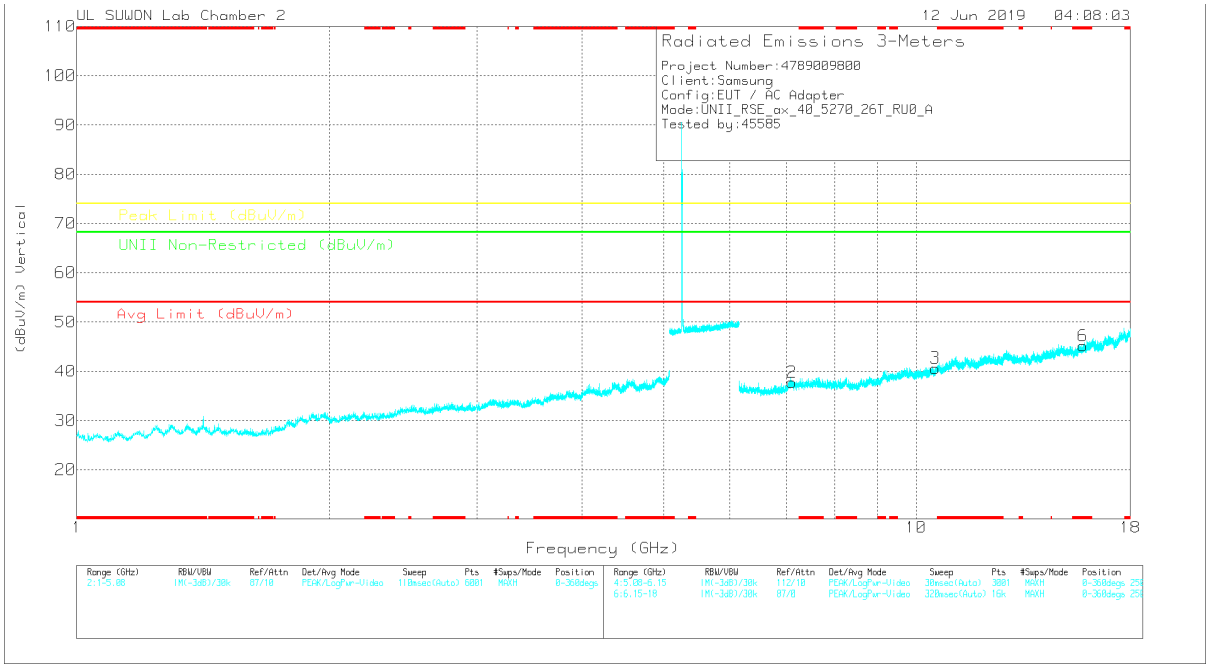

Note: Emission was scanned up to 40GHz; No emissions were detected above the noise floor which was at least 20dB below the specification limit.

UL Korea, Ltd. Confidential
This report shall not be reproduced except in full, without the written approval of UL Korea, Ltd.

LOW CHANNEL DATA

Trace Markers

Marker	Frequency (GHz)	Meter Reading (dBuV)	Det	3117_00168724	6GHz_HP(dB)	DC Corr (dB)	Corrected Reading (dBuV/m)	Avg Limit (dBuV/m)	Margin (dB)	Peak Limit (dBuV/m)	Margin (dB)	UNII Non-Restricted (dBuV/m)	Margin (dB)	Azimuth (Degs)	Height (cm)	Polarity
1	7.089	26.21	PK	35.9	-23.8	0	38.31	-	-	-	-	68.2	-29.89	0-360	150	H
4	10.545	23.55	PK	37.7	-20.5	0	40.75	-	-	-	-	68.2	-27.45	0-360	150	H
5	* 15.816	24.65	PK	40.4	-20	0	45.05	-	-	74	-28.95	-	-	0-360	250	H
2	7.111	25.47	PK	36	-23.7	0	37.77	-	-	-	-	68.2	-30.43	0-360	150	V
3	10.538	23.53	PK	37.7	-20.6	0	40.63	-	-	-	-	68.2	-27.57	0-360	150	V
6	* 15.808	24.66	PK	40.4	-19.9	0	45.16	-	-	74	-28.84	-	-	0-360	150	V

* - indicates frequency in CFR47 Pt 15 / IC RSS-Restricted Band
PK – Peak Detector

Note: Only peak measurement was performed. Because peak measurement result of unwanted emission is less than average limit (54dBuV/m).

UL Korea, Ltd. Confidential
This report shall not be reproduced except in full, without the written approval of UL Korea, Ltd.

HIGH CHANNEL HORIZONTAL

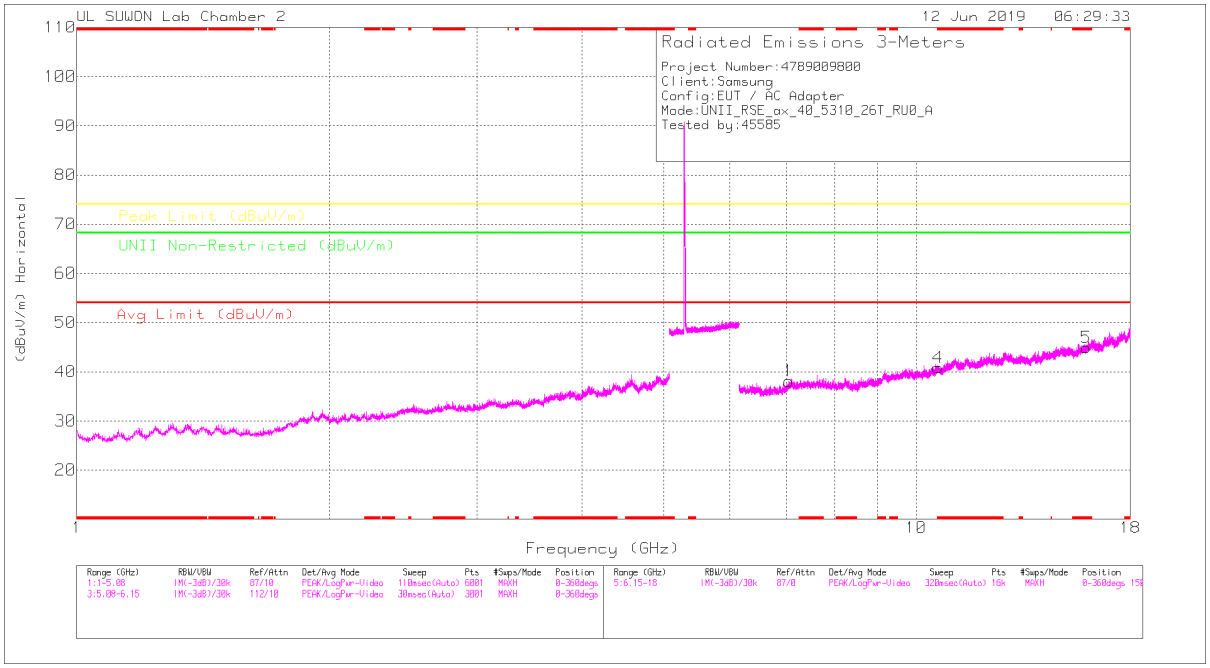

HIGH CHANNEL VERTICAL

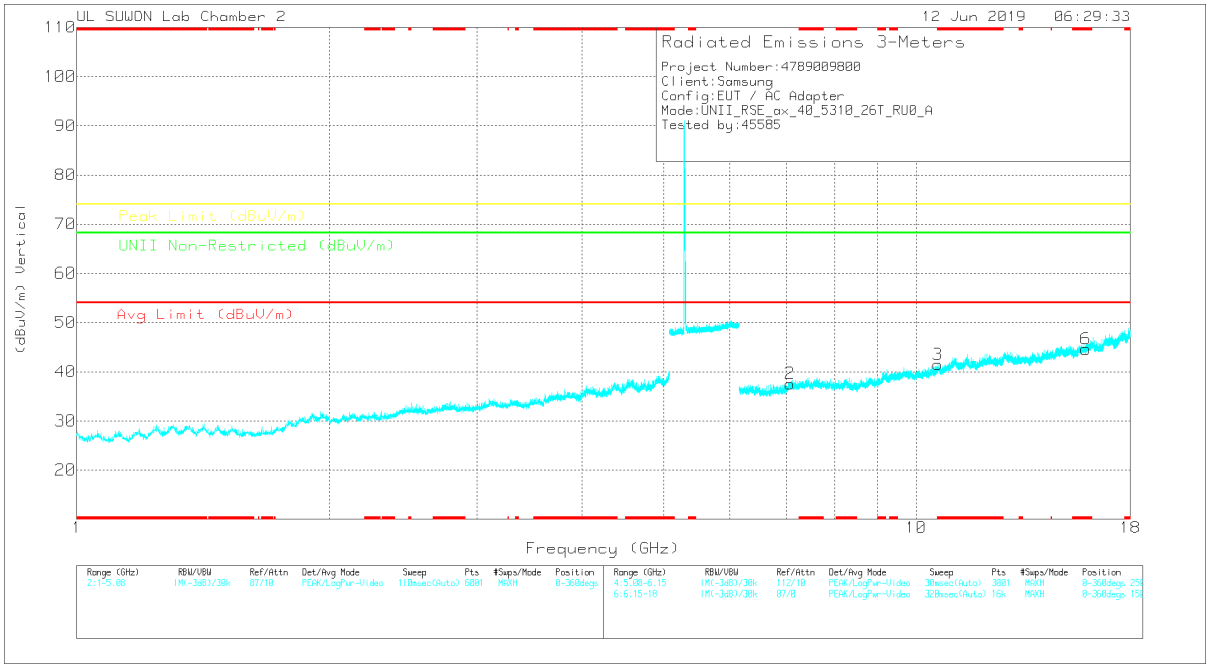

Note: Emission was scanned up to 40GHz; No emissions were detected above the noise floor which was at least 20dB below the specification limit.

UL Korea, Ltd. Confidential
This report shall not be reproduced except in full, without the written approval of UL Korea, Ltd.

HIGH CHANNEL DATA

Trace Markers

Marker	Frequency (GHz)	Meter Reading (dBuV)	Det	3117_00168724	6GHz_HP(dB)	DC Corr (dB)	Corrected Reading (dBuV/m)	Avg Limit (dBuV/m)	Margin (dB)	Peak Limit (dBuV/m)	Margin (dB)	UNII Non-Restricted (dBuV/m)	Margin (dB)	Azimuth (Degs)	Height (cm)	Polarity
1	7.054	26.69	PK	35.9	-24.5	0	38.09	-	-	-	-	68.2	-30.11	0-360	150	H
4	* 10.622	22.64	PK	37.8	-19.6	0	40.84	-	-	74	-33.16	-	-	0-360	250	H
5	* 15.932	23.9	PK	40.5	-19.5	0	44.9	-	-	74	-29.1	-	-	0-360	150	H
2	7.076	25.67	PK	35.9	-24	0	37.57	-	-	-	-	68.2	-30.63	0-360	250	V
3	* 10.619	23.29	PK	37.8	-19.6	0	41.49	-	-	74	-32.51	-	-	0-360	250	V
6	* 15.93	23.62	PK	40.5	-19.5	0	44.62	-	-	74	-29.38	-	-	0-360	250	V

* - indicates frequency in CFR47 Pt 15 / IC RSS-Restricted Band
PK – Peak Detector

Note: Only peak measurement was performed. Because peak measurement result of unwanted emission is less than average limit (54dBuV/m).

UL Korea, Ltd. Suwon Laboratory FORM ID: FCC_15E
218 Maeyeong-ro, Yeongtong-gu, Suwon-si, Gyeonggi-do, 16675 Korea TEL: (031) 337-9902,FAX: (031) 213-5433
UL Korea, Ltd. Confidential
This report shall not be reproduced except in full, without the written approval of UL Korea, Ltd.

HE80 RU mode (MIMO / 26T / Mid: 18)

MID CHANNEL HORIZONTAL

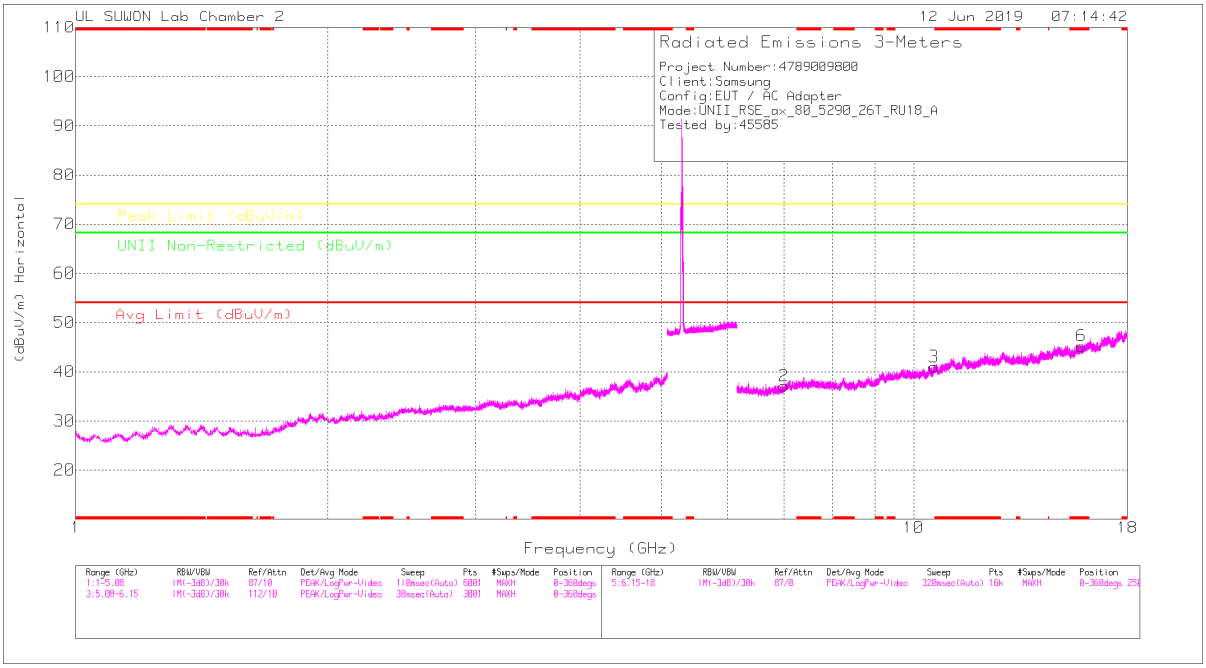

MID CHANNEL VERTICAL

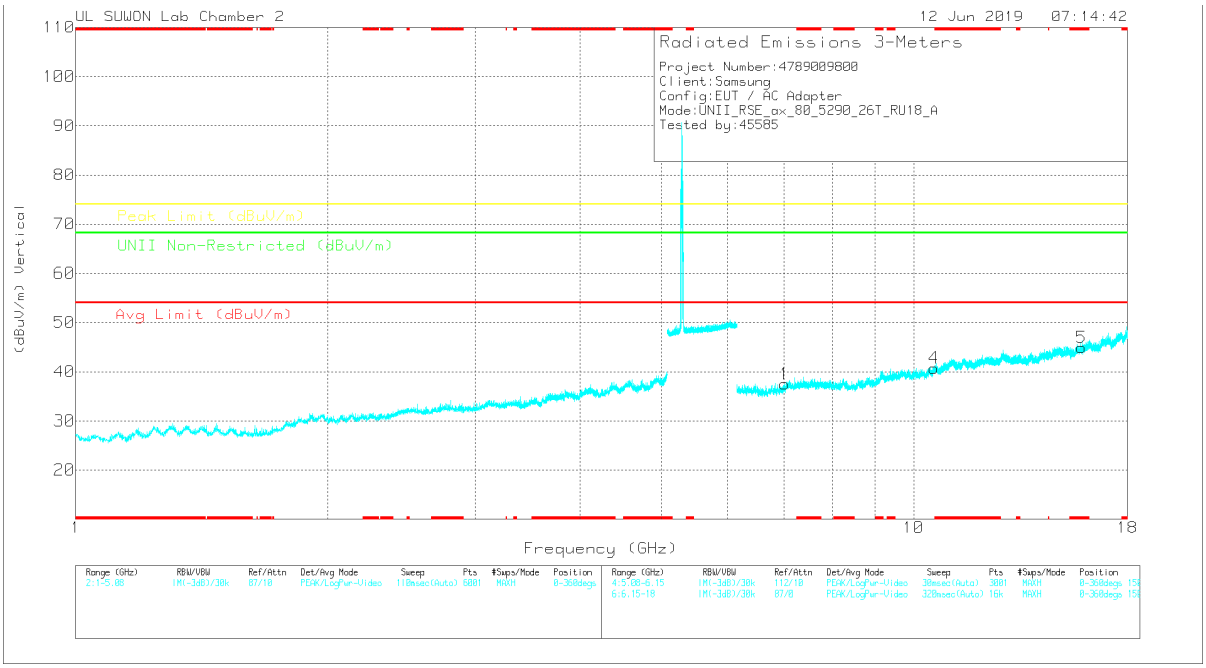

Note: Emission was scanned up to 40GHz; No emissions were detected above the noise floor which was at least 20dB below the specification limit.

UL Korea, Ltd. Suwon Laboratory FORM ID: FCC_15E
218 Maeyeong-ro, Yeongtong-gu, Suwon-si, Gyeonggi-do, 16675 Korea TEL: (031) 337-9902,FAX: (031) 213-5433
UL Korea, Ltd. Confidential
This report shall not be reproduced except in full, without the written approval of UL Korea, Ltd.

MID CHANNEL DATA

Trace Markers

Marker	Frequency (GHz)	Meter Reading (dBuV)	Det	3117_00168724	6GHz_HP(dB)	DC Corr (dB)	Corrected Reading (dBuV/m)	Avg Limit (dBuV/m)	Margin (dB)	Peak Limit (dBuV/m)	Margin (dB)	UNII Non-Restricted (dBuV/m)	Margin (dB)	Azimuth (Degs)	Height (cm)	Polarity
2	7.001	27.05	PK	35.8	-25.7	0	37.15	-	-	-	-	68.2	-31.05	0-360	150	H
3	10.579	22.99	PK	37.8	-19.8	0	40.99	-	-	-	-	68.2	-27.21	0-360	250	H
6	* 15.872	24.44	PK	40.5	-19.7	0	45.24	-	-	74	-28.76	-	-	0-360	250	H
1	7.016	27.17	PK	35.8	-25.5	0	37.47	-	-	-	-	68.2	-30.73	0-360	250	V
4	10.582	22.63	PK	37.8	-19.7	0	40.73	-	-	-	-	68.2	-27.47	0-360	150	V
5	* 15.871	24.1	PK	40.5	-19.7	0	44.9	-	-	74	-29.1	-	-	0-360	250	V

* - indicates frequency in CFR47 Pt 15 / IC RSS-Restricted Band
PK – Peak Detector

Note: Only peak measurement was performed. Because peak measurement result of unwanted emission is less than average limit (54dBuV/m).

UL Korea, Ltd. Suwon Laboratory FORM ID: FCC_15E
218 Maeyeong-ro, Yeongtong-gu, Suwon-si, Gyeonggi-do, 16675 Korea TEL: (031) 337-9902,FAX: (031) 213-5433
UL Korea, Ltd. Confidential
This report shall not be reproduced except in full, without the written approval of UL Korea, Ltd.

11.7. 5.5-5.6 GHz_2Tx (MIMO)

11.7.1.TX ABOVE 1GHz 802.11ax MODE IN THE 5.5GHz BAND RESTRICTED BANDEDGE (LOW CHANNEL)

HE20 SU mode (MIMO)

HORIZONTAL PEAK AND AVERAGE PLOT

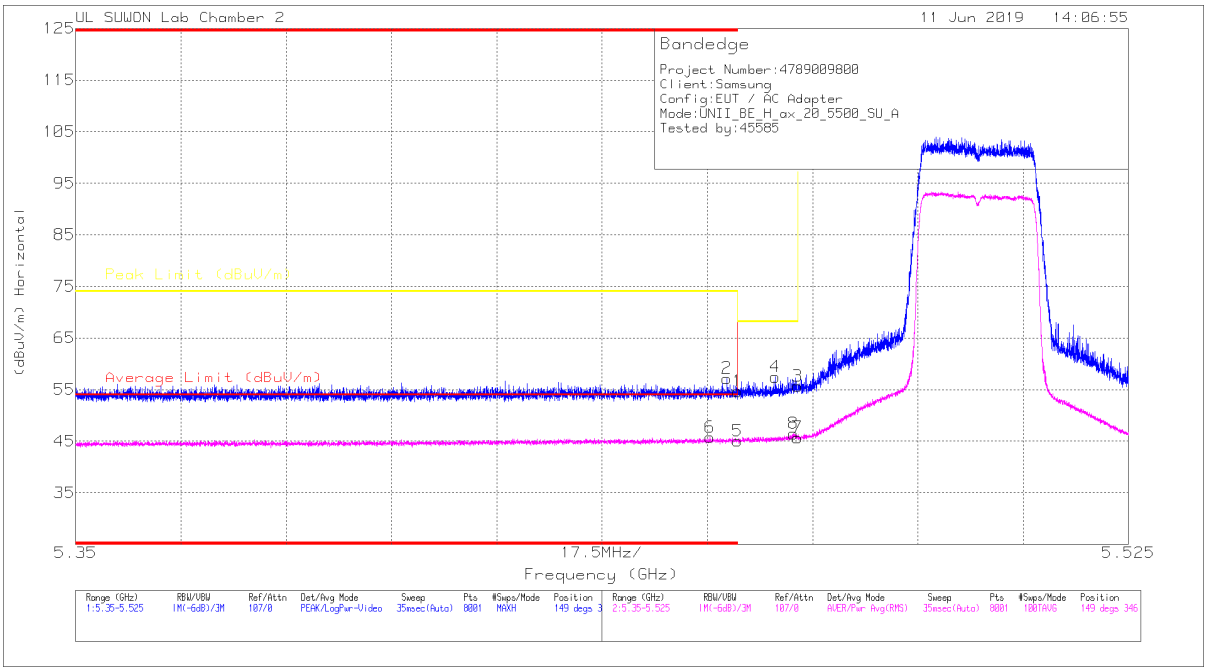

HORIZONTAL DATA

Trace Markers

Marker	Frequency (GHz)	Meter Reading (dBuV)	Det	3117_00168724	10dB[dB]	DC Corr (dB)	Corrected Reading (dBuV/m)	Average Limit (dBuV/m)	Margin (dB)	Peak Limit (dBuV/m)	PK Margin (dB)	Azimuth (Degs)	Height (cm)	Polarity
1	* 5.46	38.25	Pk	34.6	-18.2	0	54.65	-	-	74	-19.35	149	346	H
2	* 5.458	40.78	Pk	34.6	-18.2	0	57.18	-	-	74	-16.82	149	346	H
3	5.47	39.19	Pk	34.6	-18.1	0	55.69	-	-	68.2	-12.51	149	346	H
4	5.466	41.06	Pk	34.6	-18.2	0	57.46	-	-	68.2	-10.74	149	346	H
5	* 5.46	27.31	RMS	34.6	-16.9	0	45.01	54	-8.99	-	-	149	346	H
6	* 5.455	28.03	RMS	34.6	-16.9	0	45.73	54	-8.27	-	-	149	346	H
7	5.47	27.98	RMS	34.6	-16.9	0	45.68	-	-	-	-	149	346	H
8	5.469	28.75	RMS	34.6	-16.9	0	46.45	-	-	-	-	149	346	H

* - indicates frequency in CFR47 Pt 15 / IC RSS-Restricted Band
Pk - Peak detector
RMS - RMS detection

UL Korea, Ltd. Confidential
This report shall not be reproduced except in full, without the written approval of UL Korea, Ltd.

VERTICAL PEAK AND AVERAGE PLOT

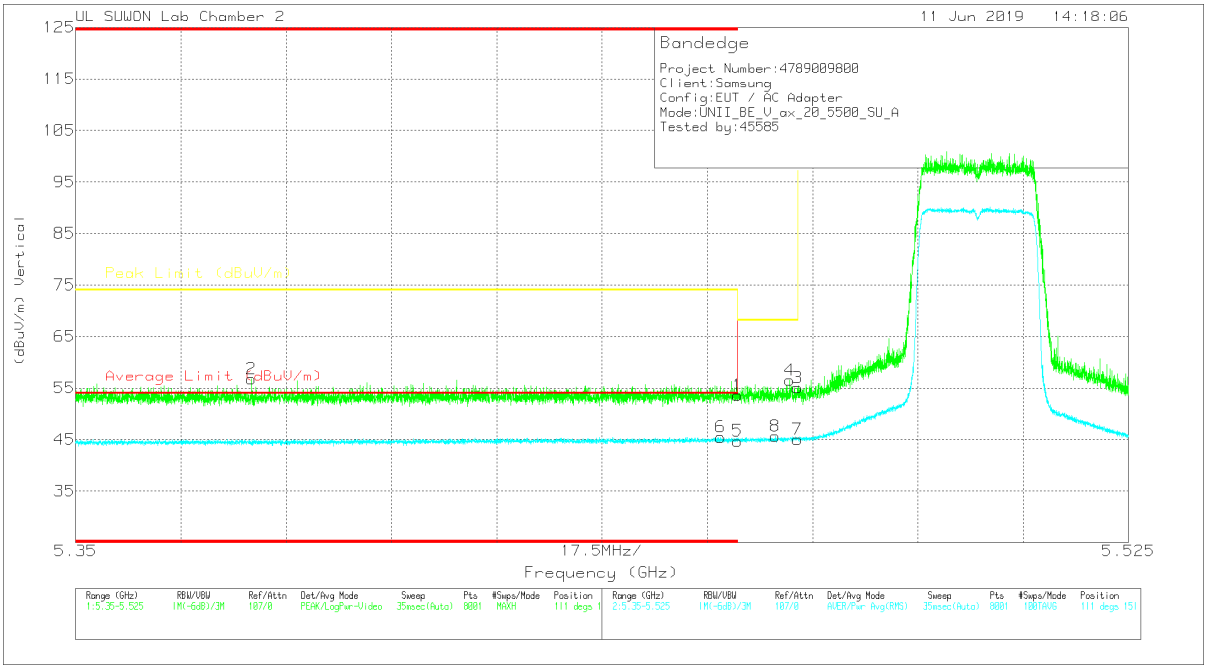

VERTICAL DATA

Trace Markers

Marker	Frequency (GHz)	Meter Reading (dBuV)	Det	3117_00168724	10dB[dB]	DC Corr (dB)	Corrected Reading (dBuV/m)	Average Limit (dBuV/m)	Margin (dB)	Peak Limit (dBuV/m)	PK Margin (dB)	Azimuth (Degs)	Height (cm)	Polarity
1	* 5.46	37.21	Pk	34.6	-18.2	0	53.61	-	-	74	-20.39	111	151	V
2	* 5.379	40.46	Pk	34.5	-18.2	0	56.76	-	-	74	-17.24	111	151	V
3	5.47	38.52	Pk	34.6	-18.1	0	55.02	-	-	68.2	-13.18	111	151	V
4	5.469	40.03	Pk	34.6	-18.1	0	56.53	-	-	68.2	-11.67	111	151	V
5	* 5.46	27.02	RMS	34.6	-16.9	0	44.72	54	-9.28	-	-	111	151	V
6	* 5.457	27.77	RMS	34.6	-16.9	0	45.47	54	-8.53	-	-	111	151	V
7	5.47	27.36	RMS	34.6	-16.9	0	45.06	-	-	-	-	111	151	V
8	5.466	27.96	RMS	34.6	-16.9	0	45.66	-	-	-	-	111	151	V

* - indicates frequency in CFR47 Pt 15 / IC RSS-Restricted Band
Pk - Peak detector
RMS - RMS detection

UL Korea, Ltd. Confidential
This report shall not be reproduced except in full, without the written approval of UL Korea, Ltd.

HE40 SU mode (MIMO)

HORIZONTAL PEAK AND AVERAGE PLOT

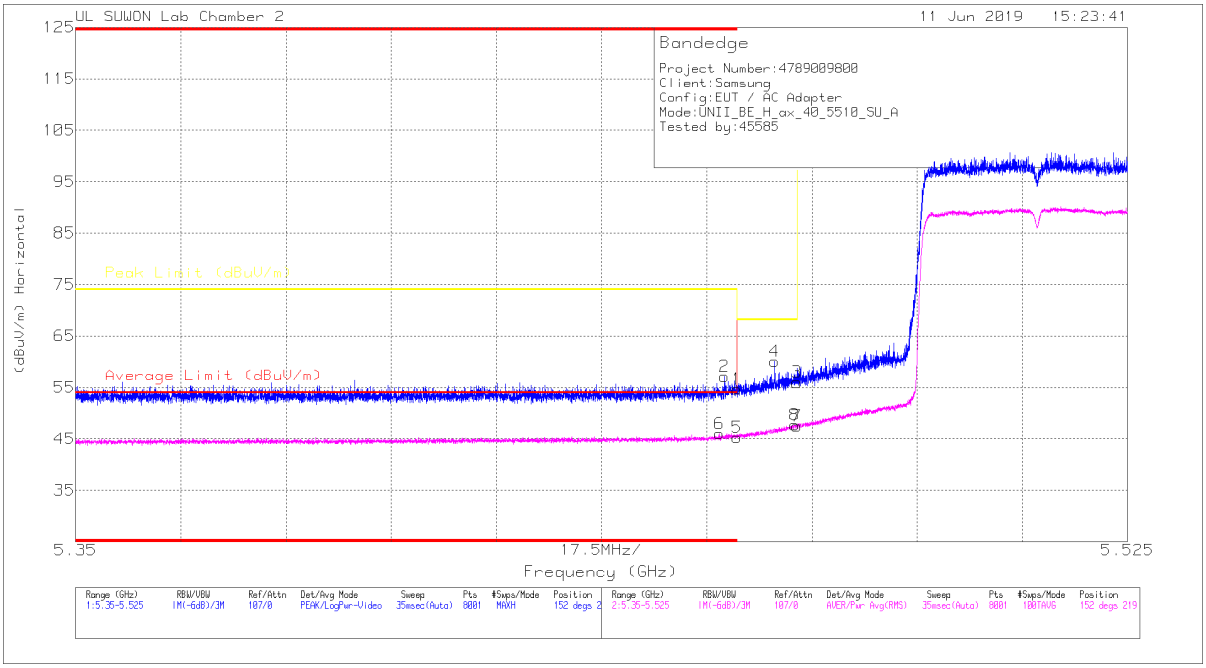

HORIZONTAL DATA

Trace Markers

Marker	Frequency (GHz)	Meter Reading (dBuV)	Det	3117_00168724	10dB[dB]	DC Corr (dB)	Corrected Reading (dBuV/m)	Average Limit (dBuV/m)	Margin (dB)	Peak Limit (dBuV/m)	PK Margin (dB)	Azimuth (Degs)	Height (cm)	Polarity
1	* 5.46	38.3	Pk	34.6	-18.2	0	54.7	-	-	74	-19.3	152	219	H
2	* 5.458	40.72	Pk	34.6	-18.2	0	57.12	-	-	74	-16.88	152	219	H
3	5.47	39.49	Pk	34.6	-18.1	0	55.99	-	-	68.2	-12.21	152	219	H
4	5.466	43.69	Pk	34.6	-18.2	0	60.09	-	-	68.2	-8.11	152	219	H
5	* 5.46	27.58	RMS	34.6	-16.9	0	45.28	54	-8.72	-	-	152	219	H
6	* 5.457	28.31	RMS	34.6	-16.9	0	46.01	54	-7.99	-	-	152	219	H
7	5.47	29.76	RMS	34.6	-16.9	0	47.46	-	-	-	-	152	219	H
8	5.47	30.04	RMS	34.6	-16.9	0	47.74	-	-	-	-	152	219	H

* - indicates frequency in CFR47 Pt 15 / IC RSS-Restricted Band
Pk - Peak detector
RMS - RMS detection

UL Korea, Ltd. Confidential
This report shall not be reproduced except in full, without the written approval of UL Korea, Ltd.

VERTICAL PEAK AND AVERAGE PLOT

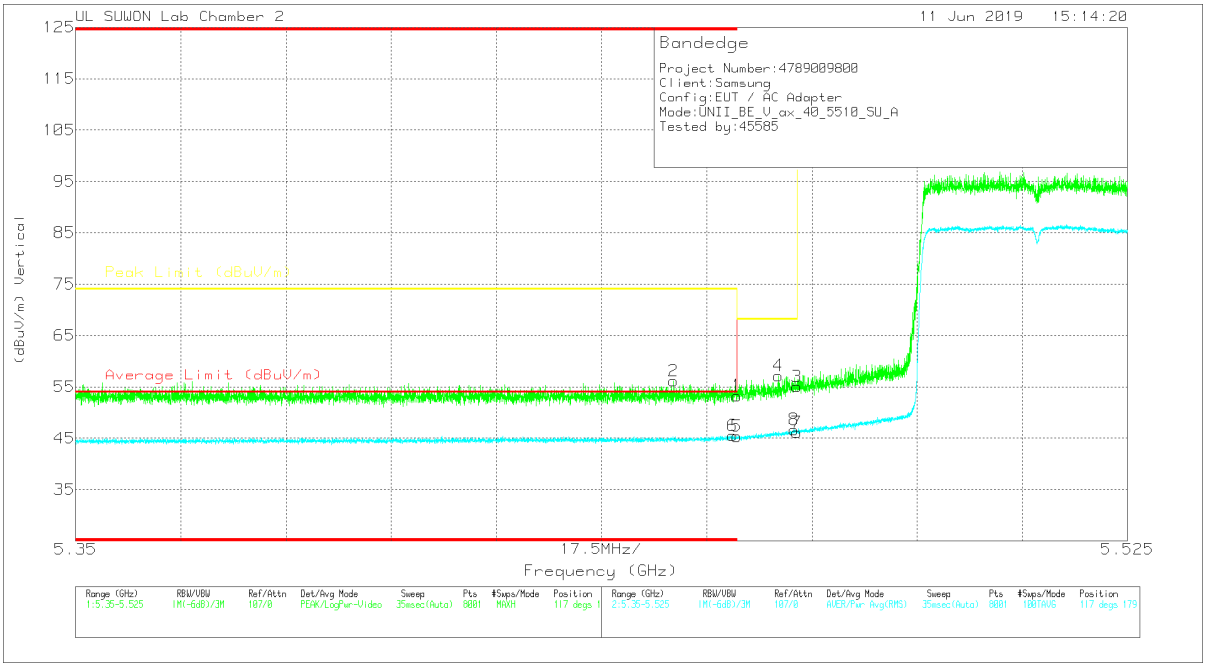

VERTICAL DATA

Trace Markers

Marker	Frequency (GHz)	Meter Reading (dBuV)	Det	3117_00168724	10dB[dB]	DC Corr (dB)	Corrected Reading (dBuV/m)	Average Limit (dBuV/m)	Margin (dB)	Peak Limit (dBuV/m)	PK Margin (dB)	Azimuth (Degs)	Height (cm)	Polarity
1	* 5.46	36.86	Pk	34.6	-18.2	0	53.26	-	-	74	-20.74	117	179	V
2	* 5.45	39.73	Pk	34.5	-18.1	0	56.13	-	-	74	-17.87	117	179	V
3	5.47	38.58	Pk	34.6	-18.1	0	55.08	-	-	68.2	-13.12	117	179	V
4	5.467	40.77	Pk	34.6	-18.2	0	57.17	-	-	68.2	-11.03	117	179	V
5	* 5.46	27.66	RMS	34.6	-16.9	0	45.36	54	-8.64	-	-	117	179	V
6	* 5.459	27.79	RMS	34.6	-16.9	0	45.49	54	-8.51	-	-	117	179	V
7	5.47	28.4	RMS	34.6	-16.9	0	46.1	-	-	-	-	117	179	V
8	5.47	28.96	RMS	34.6	-16.9	0	46.66	-	-	-	-	117	179	V

* - indicates frequency in CFR47 Pt 15 / IC RSS-Restricted Band
Pk - Peak detector
RMS - RMS detection

UL Korea, Ltd. Confidential
This report shall not be reproduced except in full, without the written approval of UL Korea, Ltd.

HE80 SU mode (MIMO)

HORIZONTAL PEAK AND AVERAGE PLOT

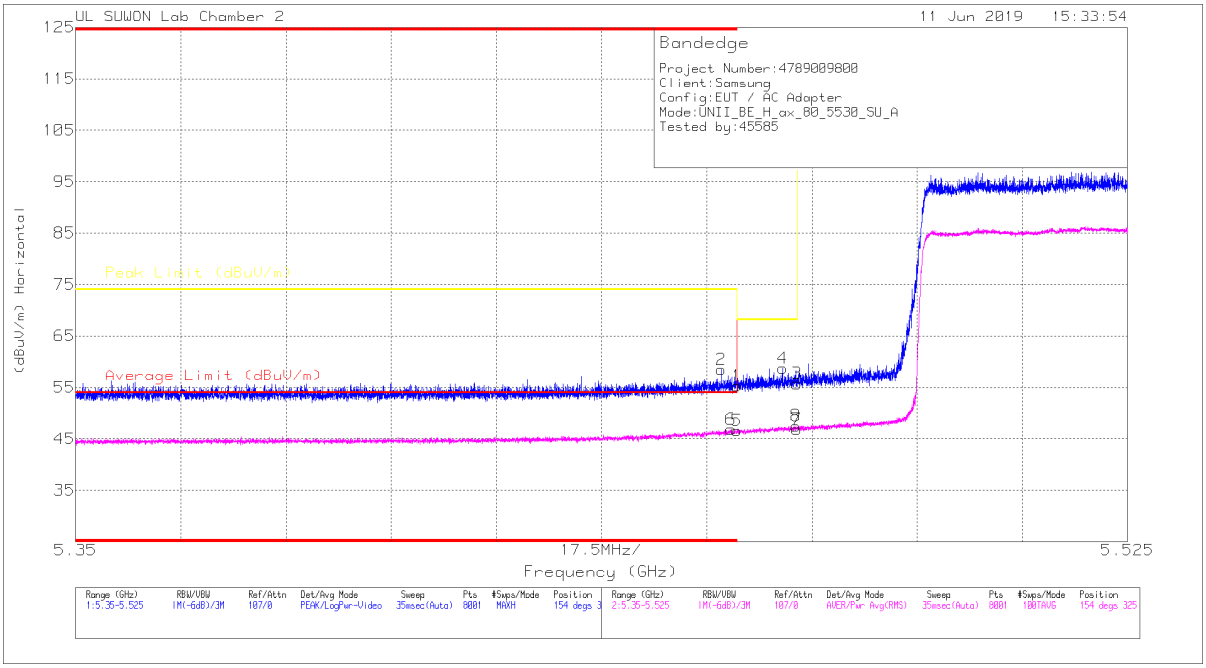

HORIZONTAL DATA

Trace Markers

Marker	Frequency (GHz)	Meter Reading (dBuV)	Det	3117_00168724	10dB[dB]	DC Corr (dB)	Corrected Reading (dBuV/m)	Average Limit (dBuV/m)	Margin (dB)	Peak Limit (dBuV/m)	PK Margin (dB)	Azimuth (Degs)	Height (cm)	Polarity
1	* 5.46	38.92	Pk	34.6	-18.2	0	55.32	-	-	74	-18.68	154	325	H
2	* 5.457	42.04	Pk	34.6	-18.2	0	58.44	-	-	74	-15.56	154	325	H
3	5.47	39.24	Pk	34.6	-18.1	0	55.74	-	-	68.2	-12.46	154	325	H
4	5.468	42.3	Pk	34.6	-18.2	0	58.7	-	-	68.2	-9.5	154	325	H
5	* 5.46	28.92	RMS	34.6	-16.9	0	46.62	54	-7.38	-	-	154	325	H
6	* 5.459	29.19	RMS	34.6	-16.9	0	46.89	54	-7.11	-	-	154	325	H
7	5.47	29.13	RMS	34.6	-16.9	0	46.83	-	-	-	-	154	325	H
8	5.47	29.81	RMS	34.6	-16.9	0	47.51	-	-	-	-	154	325	H

* - indicates frequency in CFR47 Pt 15 / IC RSS-Restricted Band
Pk - Peak detector
RMS - RMS detection

UL Korea, Ltd. Confidential
This report shall not be reproduced except in full, without the written approval of UL Korea, Ltd.

VERTICAL PEAK AND AVERAGE PLOT

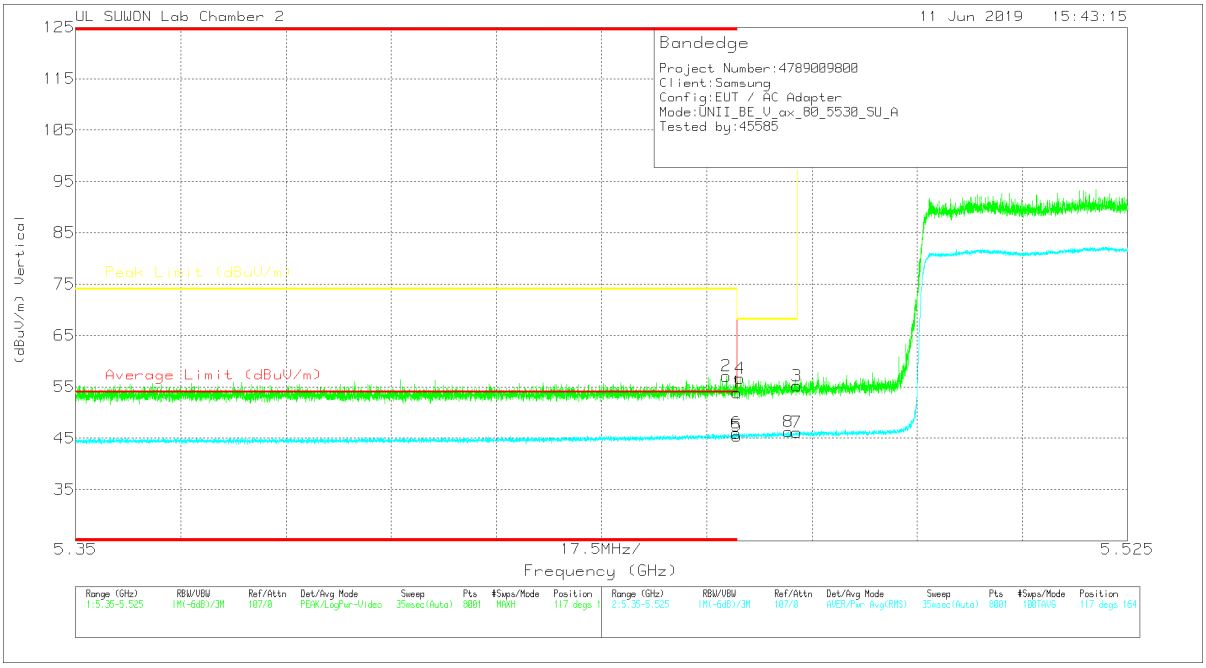

VERTICAL DATA

Trace Markers

Marker	Frequency (GHz)	Meter Reading (dBuV)	Det	3117_00168724	10dB[dB]	DC Corr (dB)	Corrected Reading (dBuV/m)	Average Limit (dBuV/m)	Margin (dB)	Peak Limit (dBuV/m)	PK Margin (dB)	Azimuth (Degs)	Height (cm)	Polarity
1	* 5.46	37.49	Pk	34.6	-18.2	0	53.89	-	-	74	-20.11	117	164	V
2	* 5.458	40.69	Pk	34.6	-18.2	0	57.09	-	-	74	-16.91	117	164	V
3	5.47	38.7	Pk	34.6	-18.1	0	55.2	-	-	68.2	-13	117	164	V
4	5.461	40.24	Pk	34.6	-18.2	0	56.64	-	-	68.2	-11.56	117	164	V
5	* 5.46	27.75	RMS	34.6	-16.9	0	45.45	54	-8.55	-	-	117	164	V
6	* 5.46	28.27	RMS	34.6	-16.9	0	45.97	54	-8.03	-	-	117	164	V
7	5.47	28.46	RMS	34.6	-16.9	0	46.16	-	-	-	-	117	164	V
8	5.469	28.54	RMS	34.6	-16.9	0	46.24	-	-	-	-	117	164	V

* - indicates frequency in CFR47 Pt 15 / IC RSS-Restricted Band
Pk - Peak detector
RMS - RMS detection

UL Korea, Ltd. Confidential
This report shall not be reproduced except in full, without the written approval of UL Korea, Ltd.

484T RU mode (MIMO / HE80 / RU offset 65)

HORIZONTAL PEAK AND AVERAGE PLOT

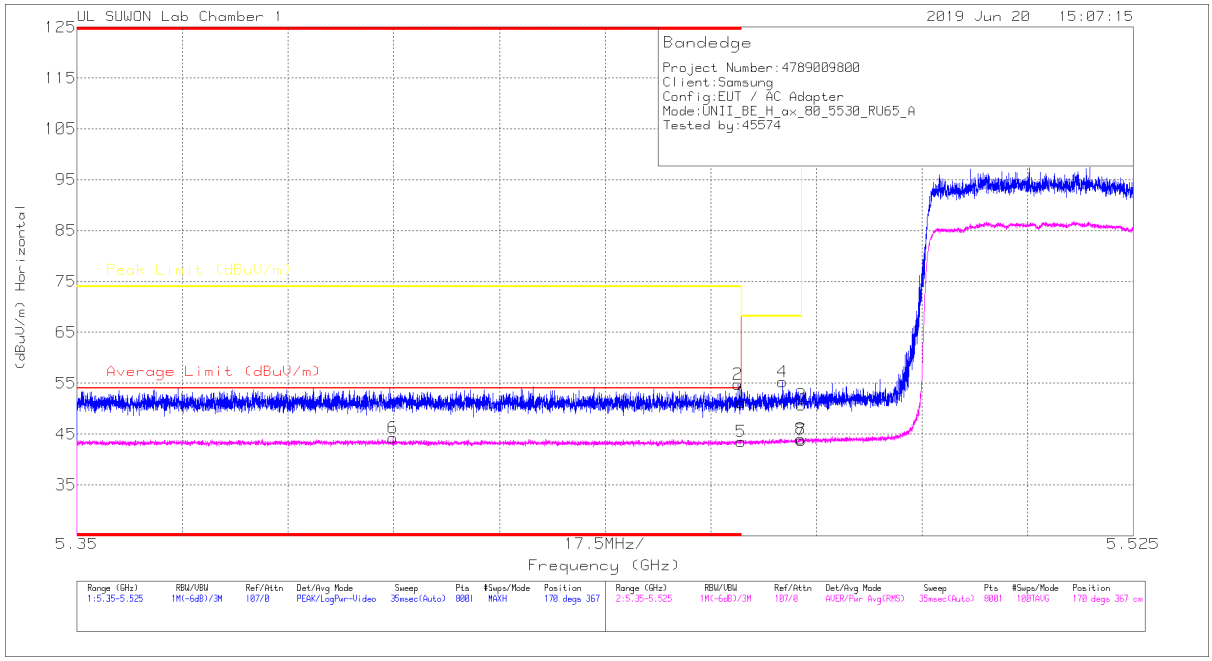

HORIZONTAL DATA

Trace Markers

Marker	Frequency (GHz)	Meter Reading (dBuV)	Det	3117_00168717	10dB[dB]	DC Corr (dB)	Corrected Reading (dBuV/m)	Average Limit (dBuV/m)	Margin (dB)	Peak Limit (dBuV/m)	PK Margin (dB)	Azimuth (Degs)	Height (cm)	Polarity
1	* 5.45999	37.91	Pk	34.7	-21.4	0	51.21	-	-	74	-22.79	170	367	H
2	* 5.45953	41.52	Pk	34.7	-21.4	0	54.82	-	-	74	-19.18	170	367	H
3	5.46998	37.37	Pk	34.7	-21.4	0	50.67	-	-	68.2	-17.53	170	367	H
4	5.46692	41.96	Pk	34.7	-21.4	0	55.26	-	-	68.2	-12.94	170	367	H
5	* 5.45999	29.19	RMS	34.7	-21.5	1.11	43.5	54	-10.5	-	-	170	367	H
6	* 5.40233	30.12	RMS	34.7	-21.7	1.11	44.23	54	-9.77	-	-	170	367	H
7	5.46998	29.42	RMS	34.7	-21.5	1.11	43.73	-	-	-	-	170	367	H
8	5.46988	29.73	RMS	34.7	-21.5	1.11	44.04	-	-	-	-	170	367	H

* - indicates frequency in CFR47 Pt 15 / IC RSS-Restricted Band
Pk - Peak detector
RMS - RMS detection

UL Korea, Ltd. Confidential
This report shall not be reproduced except in full, without the written approval of UL Korea, Ltd.

VERTICAL PEAK AND AVERAGE PLOT

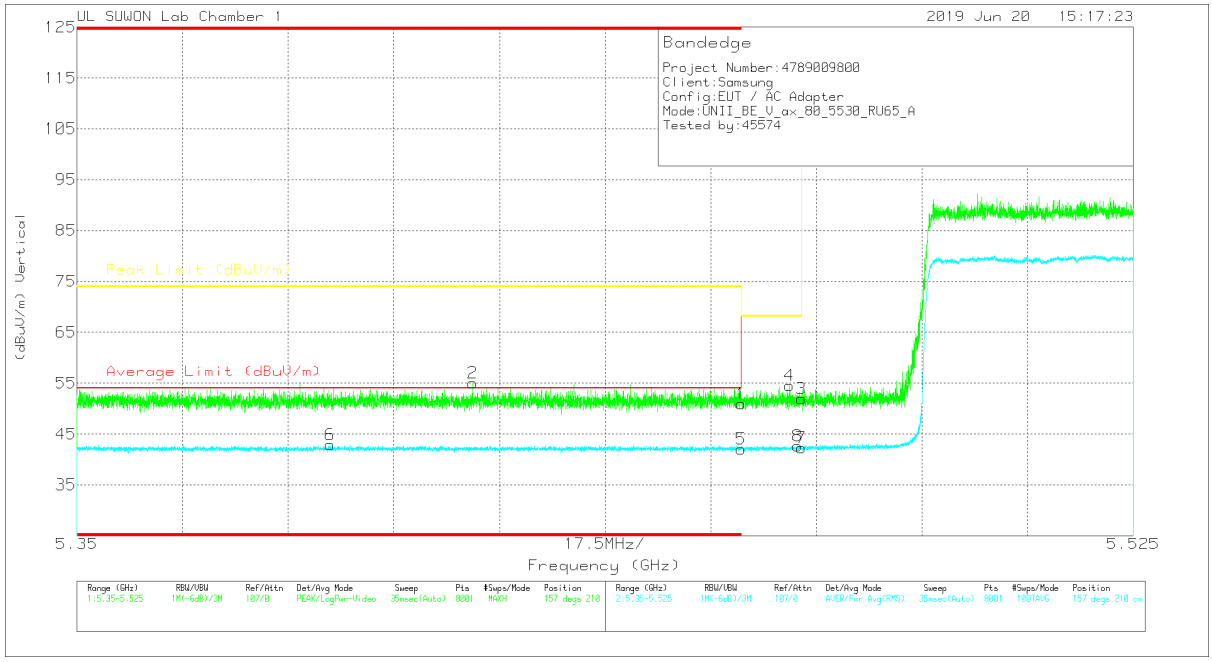

VERTICAL DATA

Trace Markers

Marker	Frequency (GHz)	Meter Reading (dBuV)	Det	3117_00168717	10dB[dB]	DC Corr (dB)	Corrected Reading (dBuV/m)	Average Limit (dBuV/m)	Margin (dB)	Peak Limit (dBuV/m)	PK Margin (dB)	Azimuth (Degs)	Height (cm)	Polarity
1	* 5.45999	37.69	Pk	34.7	-21.4	0	50.99	-	-	74	-23.01	157	210	V
2	* 5.41554	41.83	Pk	34.7	-21.5	0	55.03	-	-	74	-18.97	157	210	V
3	5.46998	38.62	Pk	34.7	-21.4	0	51.92	-	-	68.2	-16.28	157	210	V
4	5.46808	41.18	Pk	34.7	-21.4	0	54.48	-	-	68.2	-13.72	157	210	V
5	* 5.45999	28.79	RMS	34.7	-21.5	0	41.99	54	-12.01	-	-	157	210	V
6	* 5.39196	29.94	RMS	34.7	-21.7	0	42.94	54	-11.06	-	-	157	210	V
7	5.46998	29.05	RMS	34.7	-21.5	0	42.25	-	-	-	-	157	210	V
8	5.46935	29.55	RMS	34.7	-21.6	0	42.65	-	-	-	-	157	210	V

* - indicates frequency in CFR47 Pt 15 / IC RSS-Restricted Band
Pk - Peak detector
RMS - RMS detection

UL Korea, Ltd. Confidential
This report shall not be reproduced except in full, without the written approval of UL Korea, Ltd.

242T RU mode (MIMO / HE40 / RU offset 61)

HORIZONTAL PEAK AND AVERAGE PLOT

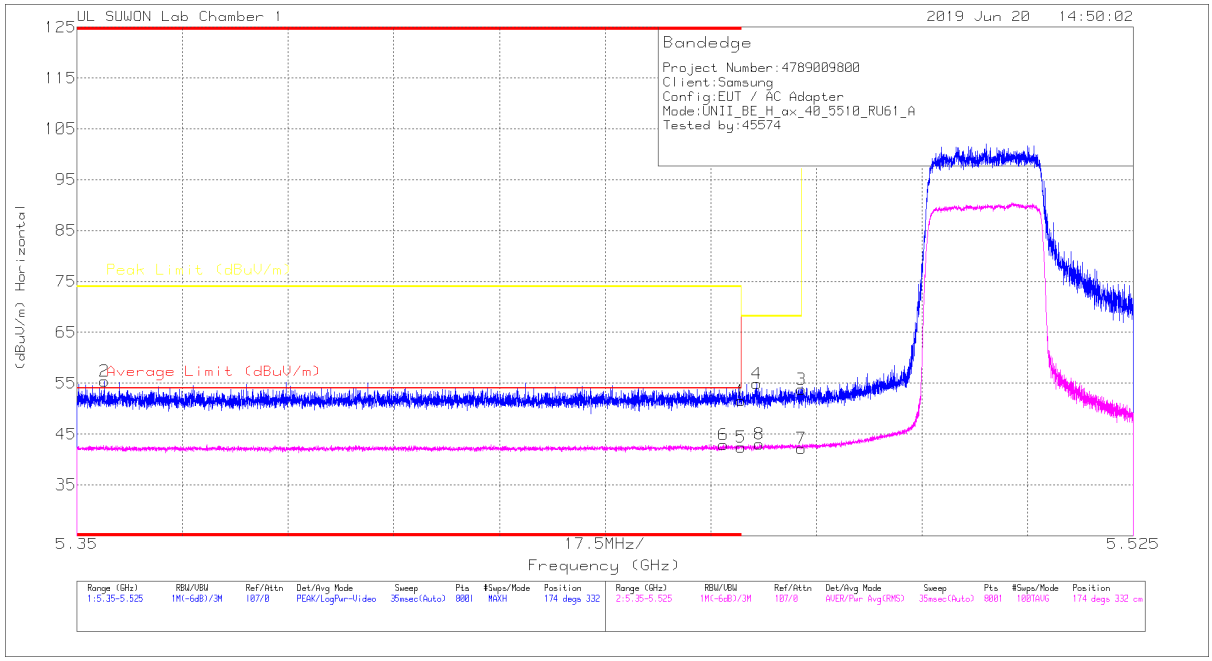

HORIZONTAL DATA

Trace Markers

Marker	Frequency (GHz)	Meter Reading (dBuV)	Det	3117_00168717	10dB[dB]	DC Corr (dB)	Corrected Reading (dBuV/m)	Average Limit (dBuV/m)	Margin (dB)	Peak Limit (dBuV/m)	PK Margin (dB)	Azimuth (Degs)	Height (cm)	Polarity
1	* 5.45999	38.32	Pk	34.7	-21.4	0	51.62	-	-	74	-22.38	174	332	H
2	* 5.35453	42.31	Pk	34.7	-21.6	0	55.41	-	-	74	-18.59	174	332	H
3	5.46998	40.45	Pk	34.7	-21.4	0	53.75	-	-	68.2	-14.45	174	332	H
4	5.46266	41.57	Pk	34.7	-21.4	0	54.87	-	-	68.2	-13.33	174	332	H
5	* 5.45999	29.22	RMS	34.7	-21.5	0	42.42	54	-11.58	-	-	174	332	H
6	* 5.45714	29.86	RMS	34.7	-21.6	0	42.96	54	-11.04	-	-	174	332	H
7	5.46998	29.02	RMS	34.7	-21.5	0	42.22	-	-	-	-	174	332	H
8	5.46307	29.97	RMS	34.7	-21.6	0	43.07	-	-	-	-	174	332	H

* - indicates frequency in CFR47 Pt 15 / IC RSS-Restricted Band
Pk - Peak detector
RMS - RMS detection

UL Korea, Ltd. Confidential
This report shall not be reproduced except in full, without the written approval of UL Korea, Ltd.

VERTICAL PEAK AND AVERAGE PLOT

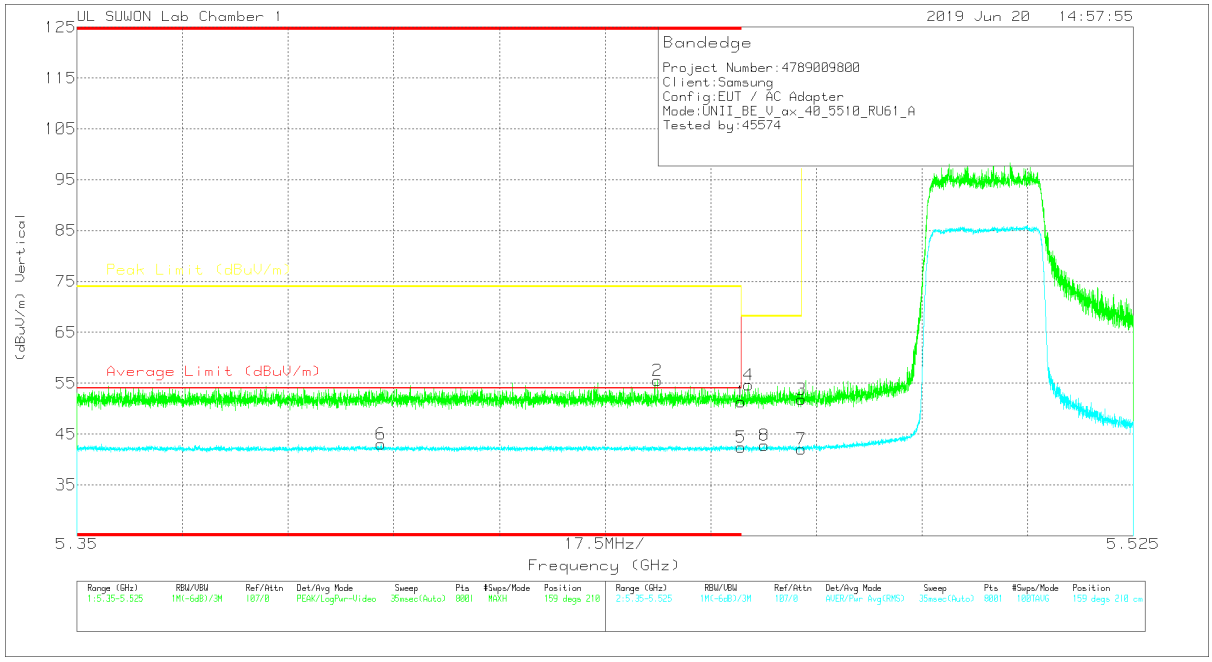

VERTICAL DATA

Trace Markers

Marker	Frequency (GHz)	Meter Reading (dBuV)	Det	3117_00168717	10dB[dB]	DC Corr (dB)	Corrected Reading (dBuV/m)	Average Limit (dBuV/m)	Margin (dB)	Peak Limit (dBuV/m)	PK Margin (dB)	Azimuth (Degs)	Height (cm)	Polarity
1	* 5.45999	38	Pk	34.7	-21.4	0	51.3	-	-	74	-22.7	159	210	V
2	* 5.44623	42.27	Pk	34.7	-21.5	0	55.47	-	-	74	-18.53	159	210	V
3	5.46998	38.54	Pk	34.7	-21.4	0	51.84	-	-	68.2	-16.36	159	210	V
4	5.46132	41.32	Pk	34.7	-21.4	0	54.62	-	-	68.2	-13.58	159	210	V
5	* 5.45999	29.24	RMS	34.7	-21.5	0	42.44	54	-11.56	-	-	159	210	V
6	* 5.40042	29.98	RMS	34.7	-21.7	0	42.98	54	-11.02	-	-	159	210	V
7	5.46998	28.87	RMS	34.7	-21.5	0	42.07	-	-	-	-	159	210	V
8	5.46384	29.73	RMS	34.7	-21.6	0	42.83	-	-	-	-	159	210	V

* - indicates frequency in CFR47 Pt 15 / IC RSS-Restricted Band
Pk - Peak detector
RMS - RMS detection

UL Korea, Ltd. Confidential
This report shall not be reproduced except in full, without the written approval of UL Korea, Ltd.

106T RU mode (MIMO / HE20 / RU offset 53)

HORIZONTAL PEAK AND AVERAGE PLOT

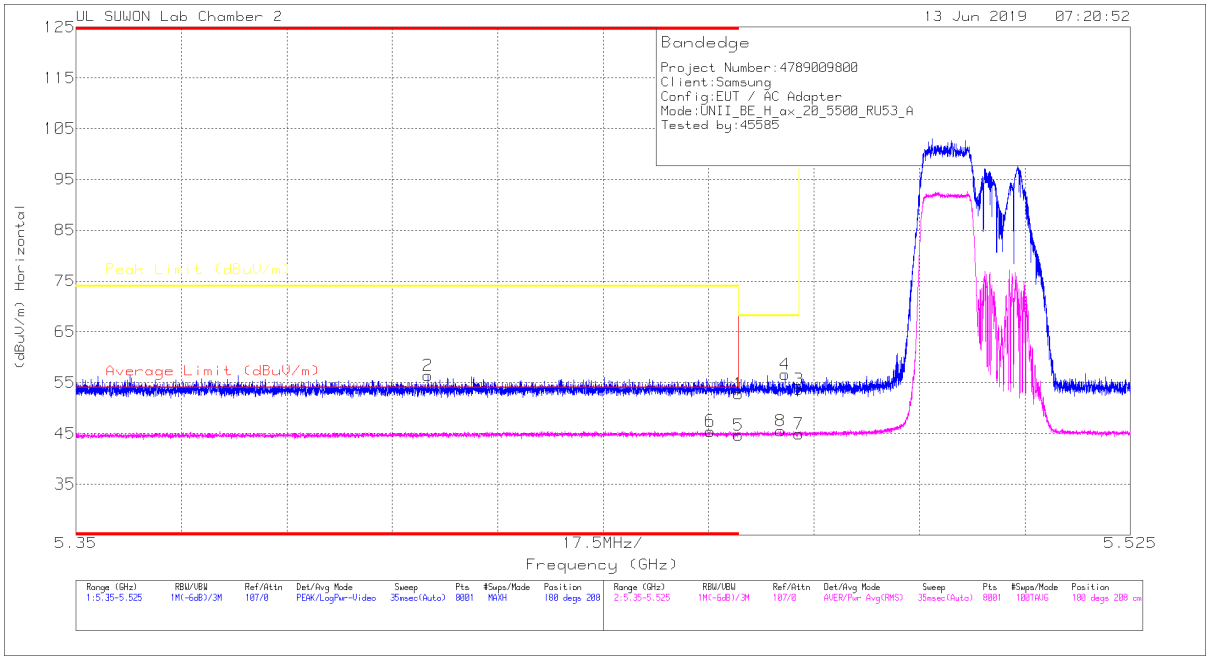

HORIZONTAL DATA

Trace Markers

Marker	Frequency (GHz)	Meter Reading (dBuV)	Det	3117_00168724	10dB[dB]	DC Corr (dB)	Corrected Reading (dBuV/m)	Average Limit (dBuV/m)	Margin (dB)	Peak Limit (dBuV/m)	PK Margin (dB)	Azimuth (Degs)	Height (cm)	Polarity
1	* 5.46	36.45	Pk	34.6	-18.2	0	52.85	-	-	74	-21.15	180	208	H
2	* 5.408	40.02	Pk	34.5	-18.1	0	56.42	-	-	74	-17.58	180	208	H
3	5.47	37.17	Pk	34.6	-18.1	0	53.67	-	-	68.2	-14.53	180	208	H
4	5.468	40.24	Pk	34.6	-18.2	0	56.64	-	-	68.2	-11.56	180	208	H
5	* 5.46	26.94	RMS	34.6	-16.9	0	44.64	54	-9.36	-	-	180	208	H
6	* 5.455	27.74	RMS	34.6	-16.9	0	45.44	54	-8.56	-	-	180	208	H
7	5.47	27.22	RMS	34.6	-16.9	0	44.92	-	-	-	-	180	208	H
8	5.467	27.78	RMS	34.6	-16.9	0	45.48	-	-	-	-	180	208	H

* - indicates frequency in CFR47 Pt 15 / IC RSS-Restricted Band
Pk - Peak detector
RMS - RMS detection

UL Korea, Ltd. Confidential
This report shall not be reproduced except in full, without the written approval of UL Korea, Ltd.

VERTICAL PEAK AND AVERAGE PLOT

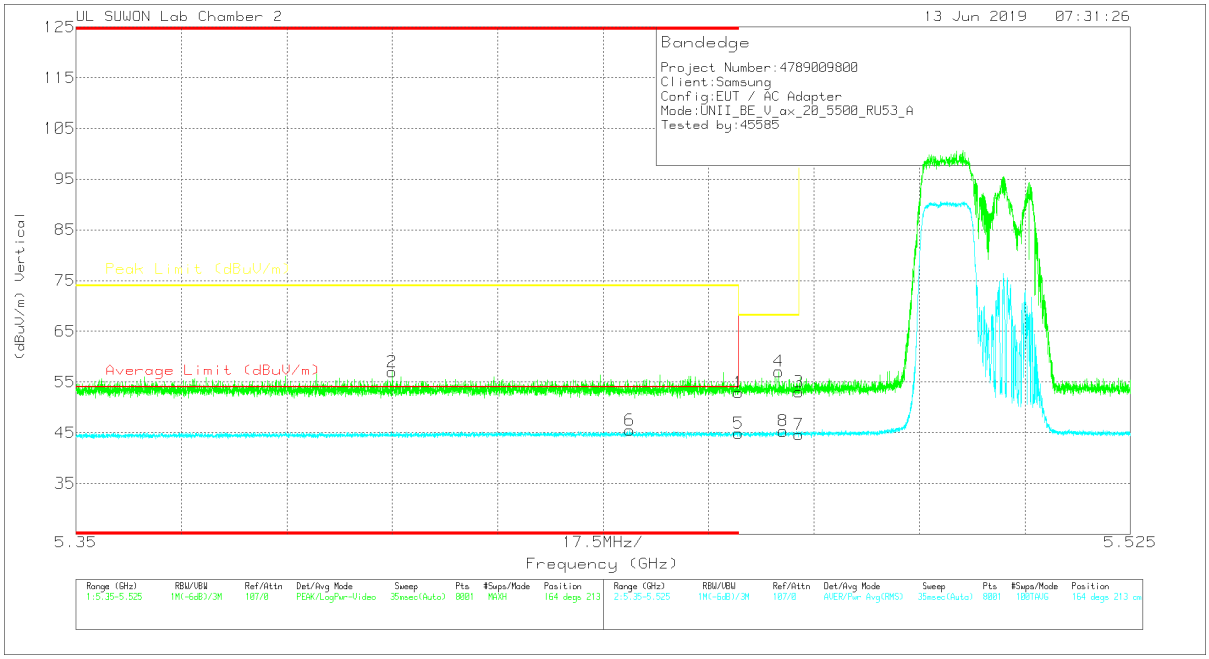

VERTICAL DATA

Trace Markers

Marker	Frequency (GHz)	Meter Reading (dBuV)	Det	3117_00168724	10dB[dB]	DC Corr (dB)	Corrected Reading (dBuV/m)	Average Limit (dBuV/m)	Margin (dB)	Peak Limit (dBuV/m)	PK Margin (dB)	Azimuth (Degs)	Height (cm)	Polarity
1	* 5.46	36.58	Pk	34.6	-18.2	0	52.98	-	-	74	-21.02	164	213	V
2	* 5.403	40.76	Pk	34.5	-18.2	0	57.06	-	-	74	-16.94	164	213	V
3	5.47	36.52	Pk	34.6	-18.1	0	53.02	-	-	68.2	-15.18	164	213	V
4	5.467	40.67	Pk	34.6	-18.2	0	57.07	-	-	68.2	-11.13	164	213	V
5	* 5.46	27.15	RMS	34.6	-16.9	0	44.85	54	-9.15	-	-	164	213	V
6	* 5.442	27.85	RMS	34.5	-16.9	0	45.45	54	-8.55	-	-	164	213	V
7	5.47	26.93	RMS	34.6	-16.9	0	44.63	-	-	-	-	164	213	V
8	5.467	27.62	RMS	34.6	-16.9	0	45.32	-	-	-	-	164	213	V

* - indicates frequency in CFR47 Pt 15 / IC RSS-Restricted Band
Pk - Peak detector
RMS - RMS detection

UL Korea, Ltd. Confidential
This report shall not be reproduced except in full, without the written approval of UL Korea, Ltd.

52T RU mode (MIMO / HE80 / RU offset 37)

HORIZONTAL PEAK AND AVERAGE PLOT

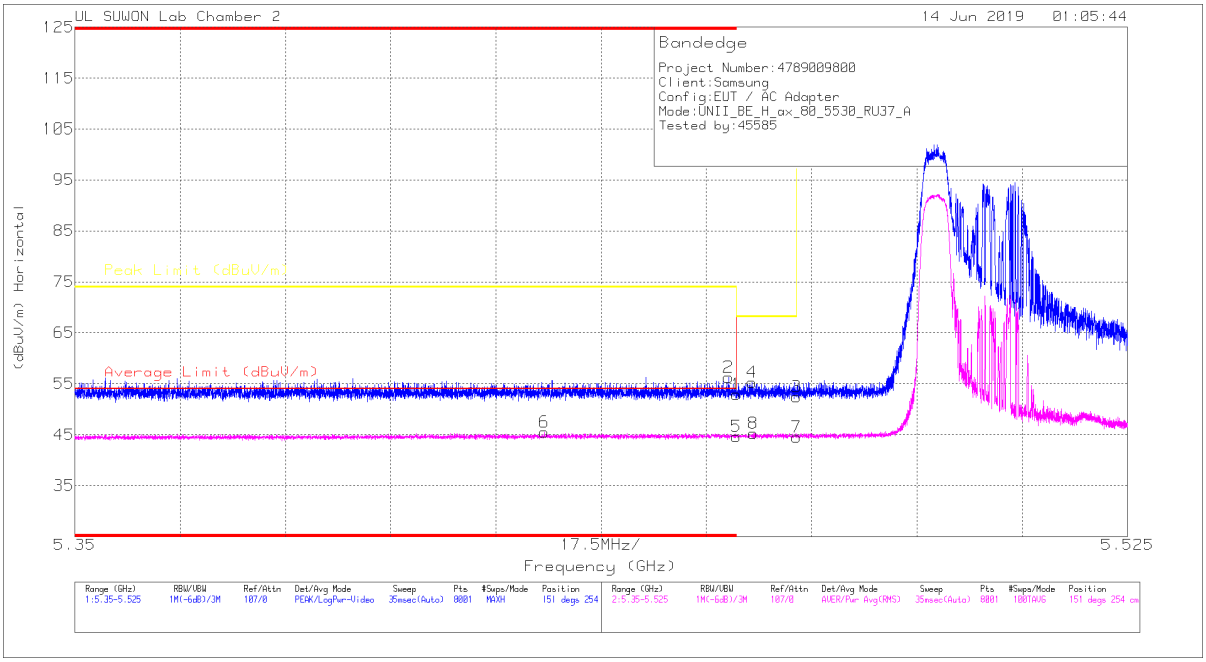

HORIZONTAL DATA

Trace Markers

Marker	Frequency (GHz)	Meter Reading (dBuV)	Det	3117_00168724	10dB[dB]	DC Corr (dB)	Corrected Reading (dBuV/m)	Average Limit (dBuV/m)	Margin (dB)	Peak Limit (dBuV/m)	PK Margin (dB)	Azimuth (Degs)	Height (cm)	Polarity
1	* 5.46	36.48	Pk	34.6	-18.2	0	52.88	-	-	74	-21.12	151	254	H
2	* 5.459	39.85	Pk	34.6	-18.2	0	56.25	-	-	74	-17.75	151	254	H
3	5.47	35.91	Pk	34.6	-18.1	0	52.41	-	-	68.2	-15.79	151	254	H
4	5.463	38.77	Pk	34.6	-18.1	0	55.27	-	-	68.2	-12.93	151	254	H
5	* 5.46	26.99	RMS	34.6	-16.9	0	44.69	54	-9.31	-	-	151	254	H
6	* 5.428	27.97	RMS	34.5	-17	0	45.47	54	-8.53	-	-	151	254	H
7	5.47	26.79	RMS	34.6	-16.9	0	44.49	-	-	-	-	151	254	H
8	5.463	27.58	RMS	34.6	-16.9	0	45.28	-	-	-	-	151	254	H

* - indicates frequency in CFR47 Pt 15 / IC RSS-Restricted Band
Pk - Peak detector
RMS - RMS detection

UL Korea, Ltd. Confidential
This report shall not be reproduced except in full, without the written approval of UL Korea, Ltd.

VERTICAL PEAK AND AVERAGE PLOT

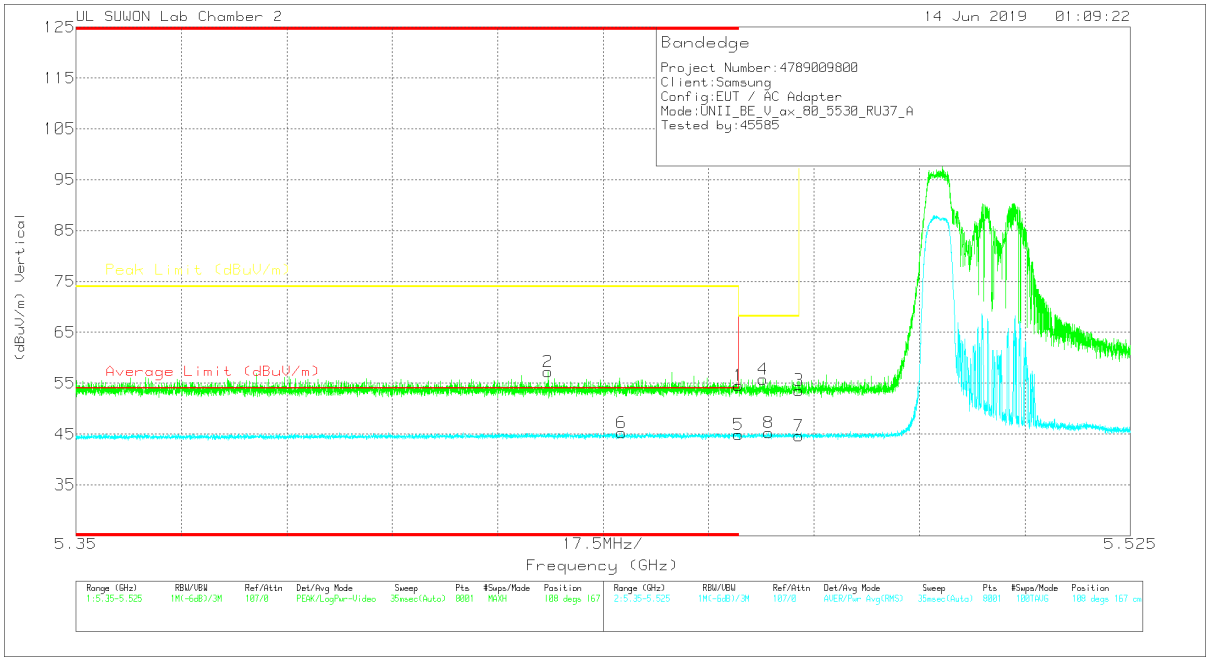

VERTICAL DATA

Trace Markers

Marker	Frequency (GHz)	Meter Reading (dBuV)	Det	3117_00168724	10dB[dB]	DC Corr (dB)	Corrected Reading (dBuV/m)	Average Limit (dBuV/m)	Margin (dB)	Peak Limit (dBuV/m)	PK Margin (dB)	Azimuth (Degs)	Height (cm)	Polarity
1	* 5.46	38.16	Pk	34.6	-18.2	0	54.56	-	-	74	-19.44	108	167	V
2	* 5.428	40.84	Pk	34.5	-18.1	0	57.24	-	-	74	-16.76	108	167	V
3	5.47	37.1	Pk	34.6	-18.1	0	53.6	-	-	68.2	-14.6	108	167	V
4	5.464	39.29	Pk	34.6	-18.1	0	55.79	-	-	68.2	-12.41	108	167	V
5	* 5.46	27.19	RMS	34.6	-16.9	0	44.89	54	-9.11	-	-	108	167	V
6	* 5.441	27.79	RMS	34.5	-17	0	45.29	54	-8.71	-	-	108	167	V
7	5.47	26.98	RMS	34.6	-16.9	0	44.68	-	-	-	-	108	167	V
8	5.465	27.59	RMS	34.6	-16.9	0	45.29	-	-	-	-	108	167	V

* - indicates frequency in CFR47 Pt 15 / IC RSS-Restricted Band
Pk - Peak detector
RMS - RMS detection

UL Korea, Ltd. Confidential
This report shall not be reproduced except in full, without the written approval of UL Korea, Ltd.

26T RU mode (MIMO / HE80 / RU offset 0)

HORIZONTAL PEAK AND AVERAGE PLOT

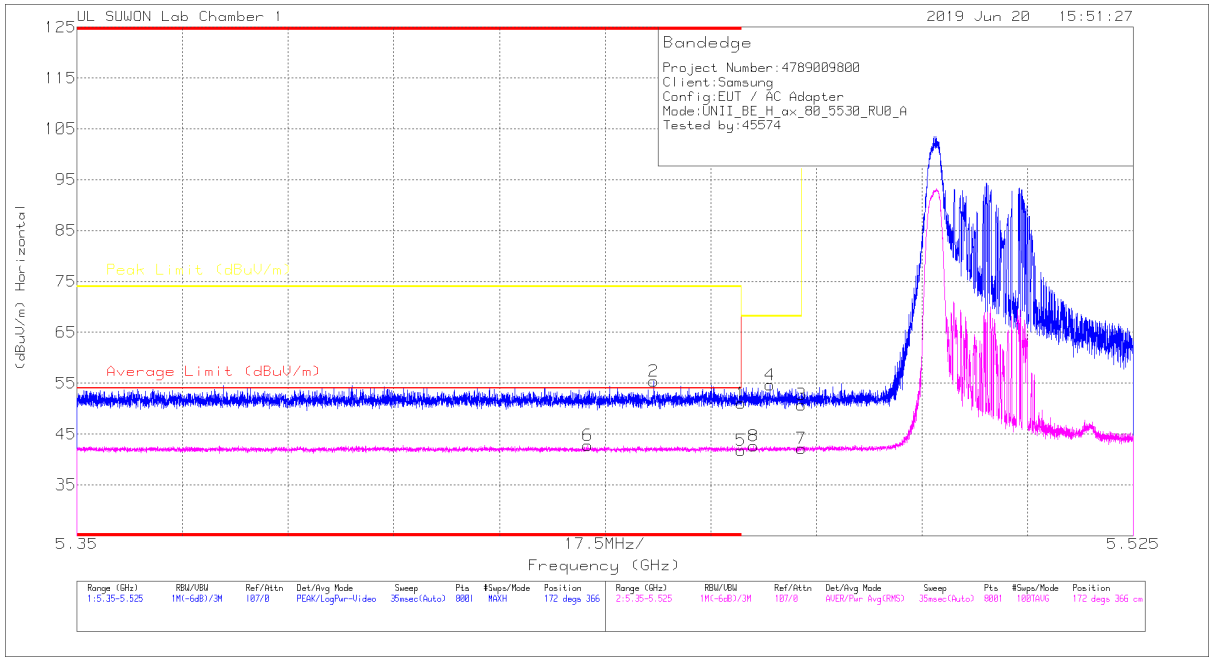

HORIZONTAL DATA

Trace Markers

Marker	Frequency (GHz)	Meter Reading (dBuV)	Det	3117_00168717	10dB[dB]	DC Corr (dB)	Corrected Reading (dBuV/m)	Average Limit (dBuV/m)	Margin (dB)	Peak Limit (dBuV/m)	PK Margin (dB)	Azimuth (Degs)	Height (cm)	Polarity
1	* 5.45999	37.8	Pk	34.7	-21.4	0	51.1	-	-	74	-22.9	172	366	H
2	* 5.44559	42.18	Pk	34.7	-21.5	0	55.38	-	-	74	-18.62	172	366	H
3	5.46998	37.46	Pk	34.7	-21.4	0	50.76	-	-	68.2	-17.44	172	366	H
4	5.4648	41.39	Pk	34.7	-21.4	0	54.69	-	-	68.2	-13.51	172	366	H
5	* 5.45999	28.62	RMS	34.7	-21.5	0	41.82	54	-12.18	-	-	172	366	H
6	* 5.43466	29.7	RMS	34.7	-21.6	0	42.8	54	-11.2	-	-	172	366	H
7	5.46998	29.01	RMS	34.7	-21.5	0	42.21	-	-	-	-	172	366	H
8	5.46211	29.53	RMS	34.7	-21.6	0	42.63	-	-	-	-	172	366	H

* - indicates frequency in CFR47 Pt 15 / IC RSS-Restricted Band
Pk - Peak detector
RMS - RMS detection

UL Korea, Ltd. Confidential
This report shall not be reproduced except in full, without the written approval of UL Korea, Ltd.

VERTICAL PEAK AND AVERAGE PLOT

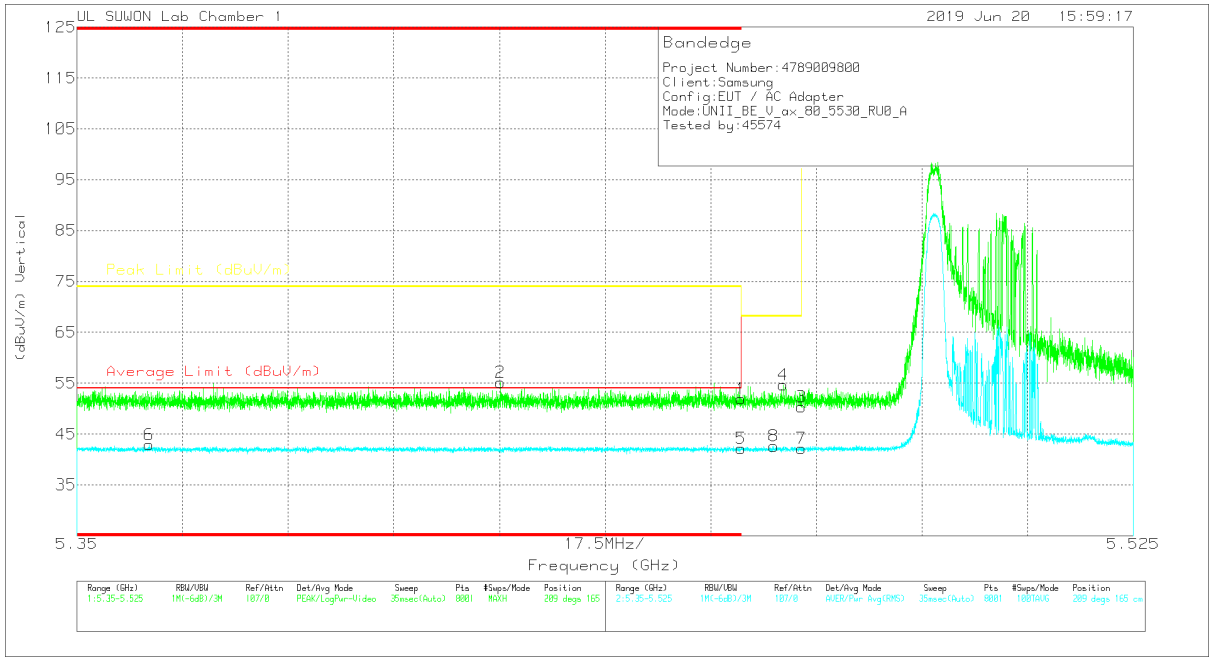

VERTICAL DATA

Trace Markers

Marker	Frequency (GHz)	Meter Reading (dBuV)	Det	3117_00168717	10dB[dB]	DC Corr (dB)	Corrected Reading (dBuV/m)	Average Limit (dBuV/m)	Margin (dB)	Peak Limit (dBuV/m)	PK Margin (dB)	Azimuth (Degs)	Height (cm)	Polarity
1	* 5.45999	38.67	Pk	34.7	-21.4	0	51.97	-	-	74	-22.03	209	165	V
2	* 5.42011	41.99	Pk	34.7	-21.5	0	55.19	-	-	74	-18.81	209	165	V
3	5.46998	37.07	Pk	34.7	-21.4	0	50.37	-	-	68.2	-17.83	209	165	V
4	5.46699	41.4	Pk	34.7	-21.4	0	54.7	-	-	68.2	-13.5	209	165	V
5	* 5.45999	28.93	RMS	34.7	-21.5	0	42.13	54	-11.87	-	-	209	165	V
6	* 5.36194	29.96	RMS	34.7	-21.7	0	42.96	54	-11.04	-	-	209	165	V
7	5.46998	29.02	RMS	34.7	-21.5	0	42.22	-	-	-	-	209	165	V
8	5.46541	29.5	RMS	34.7	-21.6	0	42.6	-	-	-	-	209	165	V

* - indicates frequency in CFR47 Pt 15 / IC RSS-Restricted Band
Pk - Peak detector
RMS - RMS detection

UL Korea, Ltd. Confidential
This report shall not be reproduced except in full, without the written approval of UL Korea, Ltd.

AUTHORIZED BANDEDGE (HIGH CHANNEL)

HE20 SU mode (MIMO)

HORIZONTAL PEAK PLOT

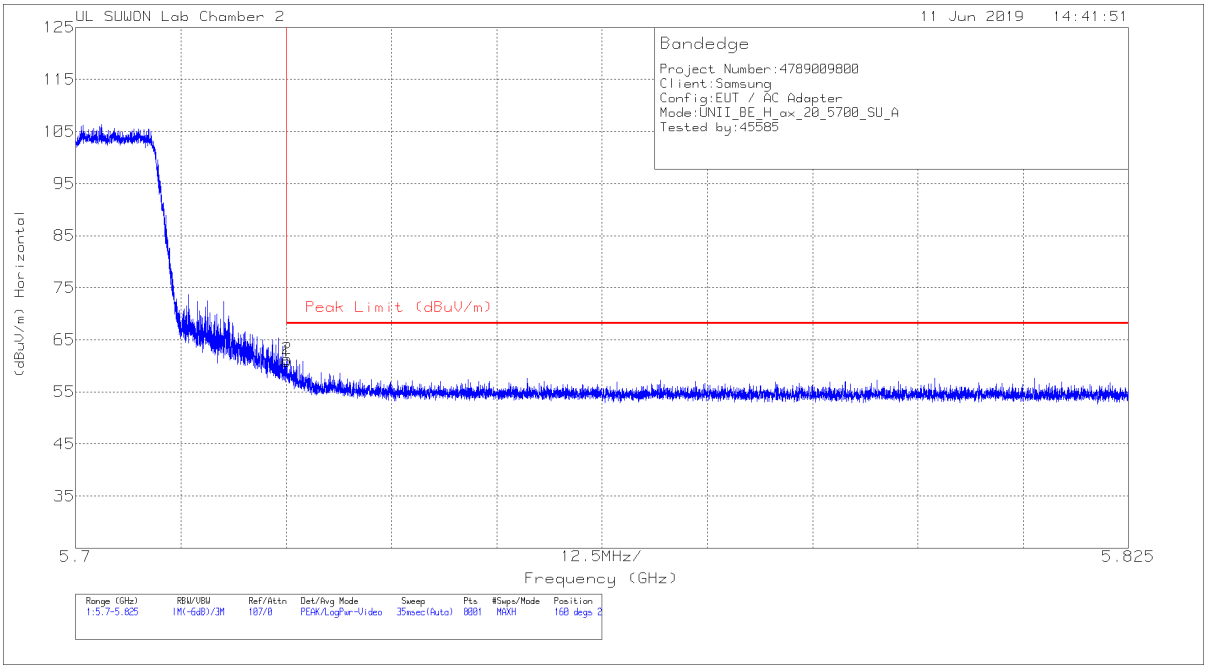

HORIZONTAL DATA

Trace Markers

Marker	Frequency (GHz)	Meter Reading (dBuV)	Det	3117_00168724	10dB[dB]	DC Corr (dB)	Corrected Reading (dBuV/m)	Peak Limit (dBuV/m)	PK Margin (dB)	Azimuth (Degs)	Height (cm)	Polarity
1	5.725	43.76	Pk	34.7	-17.6	0	60.86	68.2	-7.34	160	206	H
2	5.725	44.22	Pk	34.7	-17.6	0	61.32	68.2	-6.88	160	206	H

Pk - Peak detector

UL Korea, Ltd. Suwon Laboratory FORM ID: FCC_15E
218 Maeyeong-ro, Yeongtong-gu, Suwon-si, Gyeonggi-do, 16675 Korea TEL: (031) 337-9902,FAX: (031) 213-5433
UL Korea, Ltd. Confidential
This report shall not be reproduced except in full, without the written approval of UL Korea, Ltd.

VERTICAL PEAK PLOT

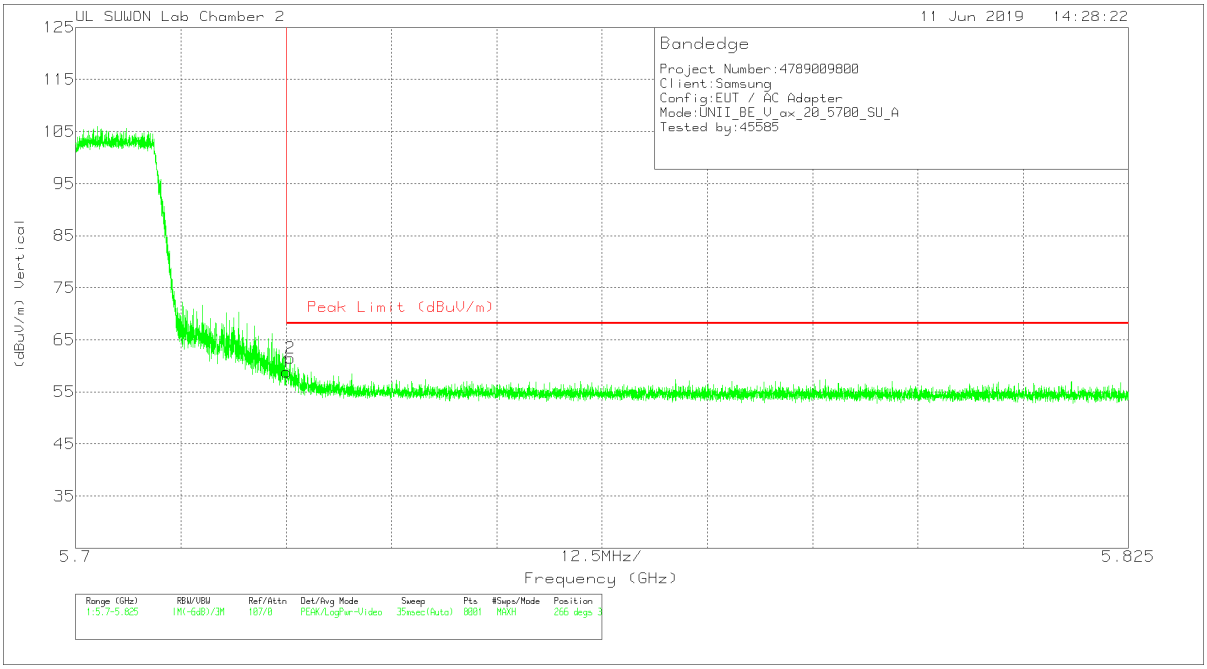

VERTICAL DATA

Trace Markers

Marker	Frequency (GHz)	Meter Reading (dBuV)	Det	3117_00168724	10dB[dB]	DC Corr (dB)	Corrected Reading (dBuV/m)	Peak Limit (dBuV/m)	PK Margin (dB)	Azimuth (Degs)	Height (cm)	Polarity
1	5.725	41.74	Pk	34.7	-17.6	0	58.84	68.2	-9.36	266	309	V
2	5.725	44.27	Pk	34.7	-17.5	0	61.47	68.2	-6.73	266	309	V

Pk - Peak detector

UL Korea, Ltd. Suwon Laboratory FORM ID: FCC_15E
218 Maeyeong-ro, Yeongtong-gu, Suwon-si, Gyeonggi-do, 16675 Korea TEL: (031) 337-9902,FAX: (031) 213-5433
UL Korea, Ltd. Confidential
This report shall not be reproduced except in full, without the written approval of UL Korea, Ltd.

HE40 SU mode (MIMO)

HORIZONTAL PEAK PLOT

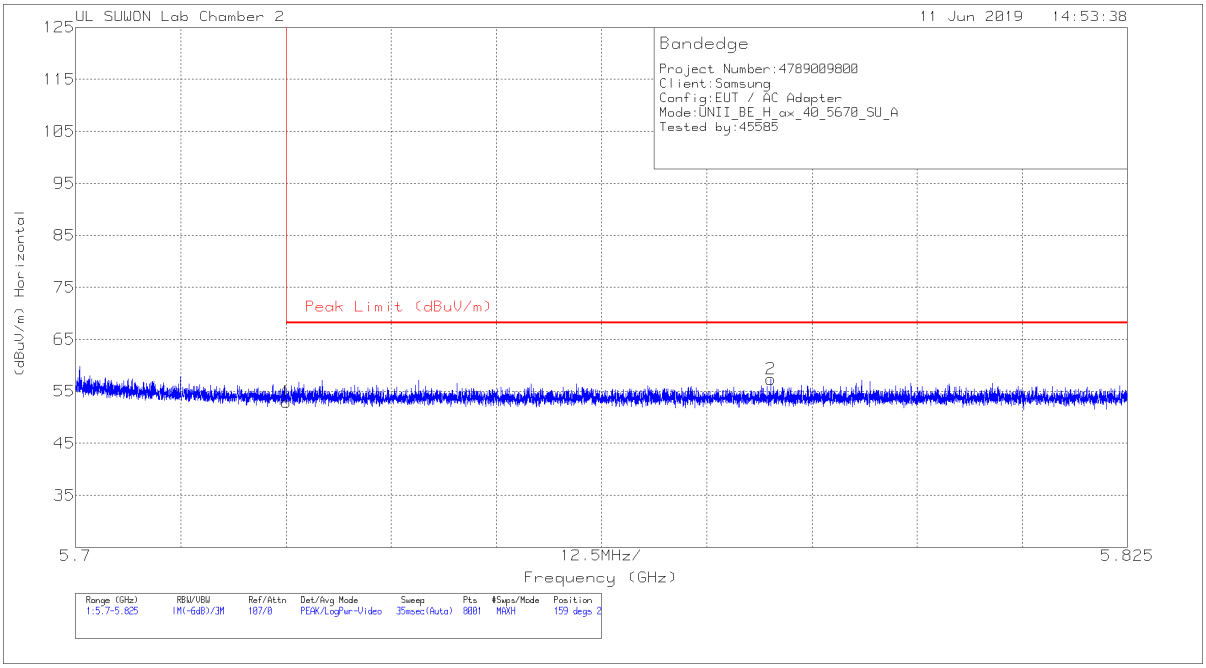

HORIZONTAL DATA

Trace Markers

Marker	Frequency (GHz)	Meter Reading (dBuV)	Det	3117_00168724	10dB[dB]	DC Corr (dB)	Corrected Reading (dBuV/m)	Peak Limit (dBuV/m)	PK Margin (dB)	Azimuth (Degs)	Height (cm)	Polarity
1	5.725	35.84	Pk	34.7	-17.6	0	52.94	68.2	-15.26	159	204	H
2	5.783	40.04	Pk	34.8	-17.5	0	57.34	68.2	-10.86	159	204	H

Pk - Peak detector

UL Korea, Ltd. Suwon Laboratory FORM ID: FCC_15E
218 Maeyeong-ro, Yeongtong-gu, Suwon-si, Gyeonggi-do, 16675 Korea TEL: (031) 337-9902,FAX: (031) 213-5433
UL Korea, Ltd. Confidential
This report shall not be reproduced except in full, without the written approval of UL Korea, Ltd.

VERTICAL PEAK PLOT

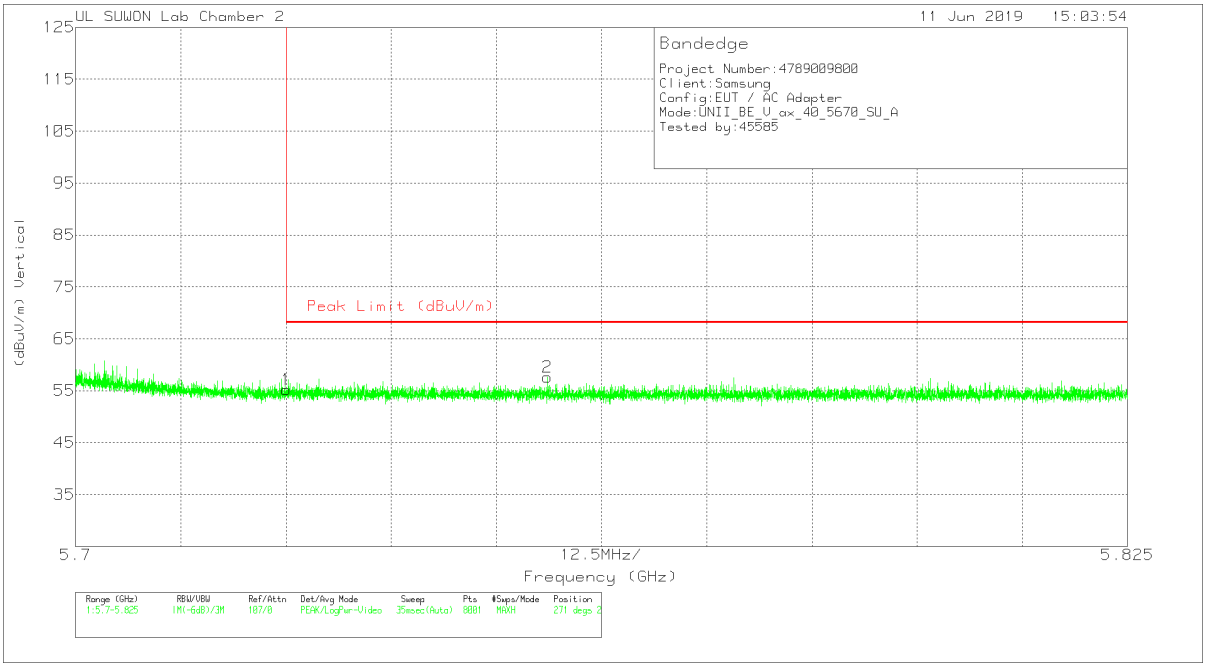

VERTICAL DATA

Trace Markers

Marker	Frequency (GHz)	Meter Reading (dBuV)	Det	3117_00168724	10dB[dB]	DC Corr (dB)	Corrected Reading (dBuV/m)	Peak Limit (dBuV/m)	PK Margin (dB)	Azimuth (Degs)	Height (cm)	Polarity
1	5.725	38.1	Pk	34.7	-17.6	0	55.2	68.2	-13	271	282	V
2	5.756	40.43	Pk	34.7	-17.5	0	57.63	68.2	-10.57	271	282	V

Pk - Peak detector

UL Korea, Ltd. Suwon Laboratory FORM ID: FCC_15E
218 Maeyeong-ro, Yeongtong-gu, Suwon-si, Gyeonggi-do, 16675 Korea TEL: (031) 337-9902,FAX: (031) 213-5433
UL Korea, Ltd. Confidential
This report shall not be reproduced except in full, without the written approval of UL Korea, Ltd.

HE80 SU mode (MIMO)

HORIZONTAL PEAK PLOT

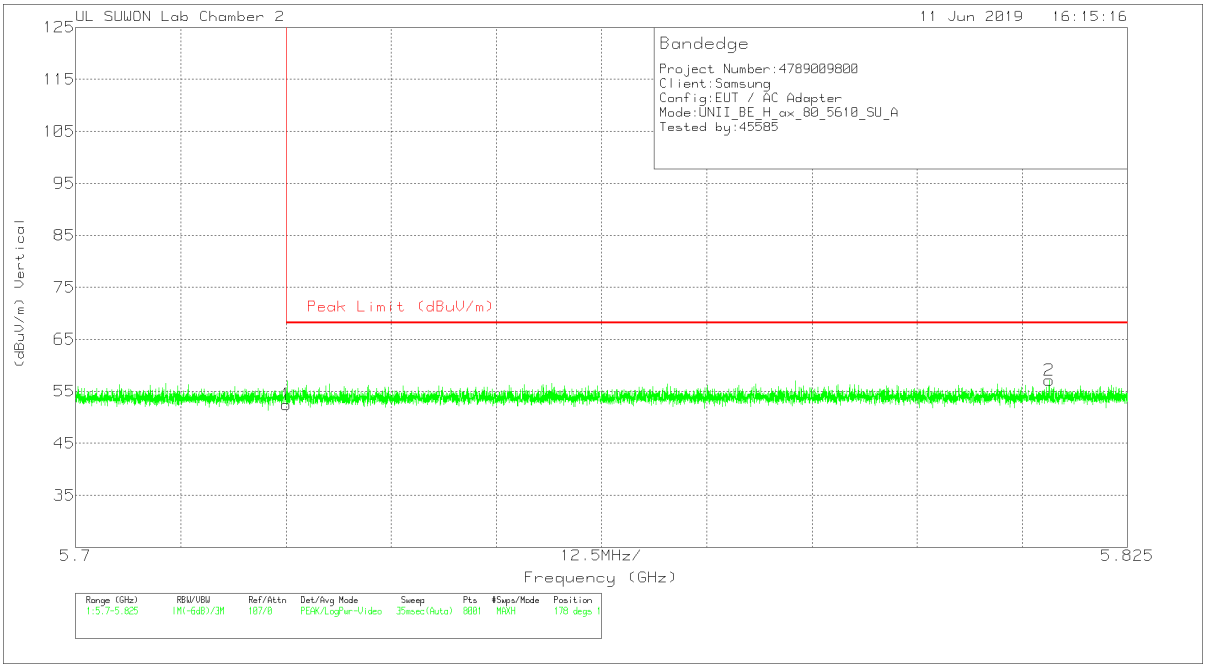

HORIZONTAL DATA

Trace Markers

Marker	Frequency (GHz)	Meter Reading (dBuV)	Det	3117_00168724	10dB[dB]	DC Corr (dB)	Corrected Reading (dBuV/m)	Peak Limit (dBuV/m)	PK Margin (dB)	Azimuth (Degs)	Height (cm)	Polarity
1	5.725	35.38	Pk	34.7	-17.6	0	52.48	68.2	-15.72	178	197	V
2	5.816	39.82	Pk	34.8	-17.5	0	57.12	68.2	-11.08	178	197	V

Pk - Peak detector

UL Korea, Ltd. Suwon Laboratory FORM ID: FCC_15E
218 Maeyeong-ro, Yeongtong-gu, Suwon-si, Gyeonggi-do, 16675 Korea TEL: (031) 337-9902,FAX: (031) 213-5433
UL Korea, Ltd. Confidential
This report shall not be reproduced except in full, without the written approval of UL Korea, Ltd.

VERTICAL PEAK PLOT

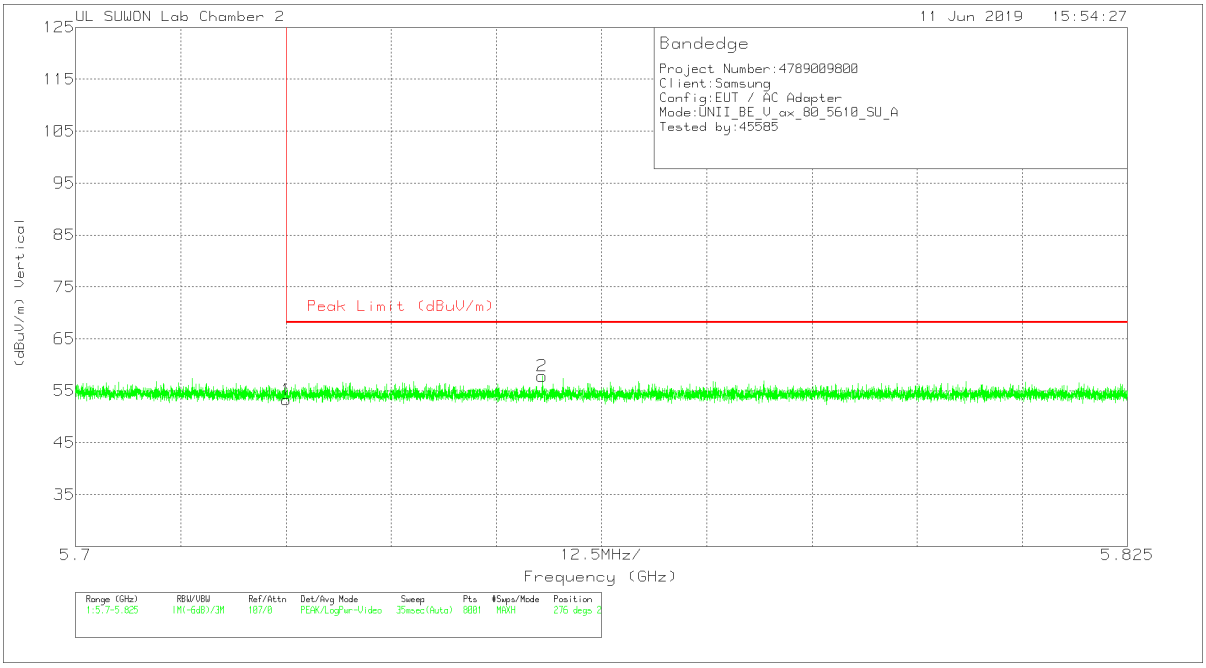

VERTICAL DATA

Trace Markers

Marker	Frequency (GHz)	Meter Reading (dBuV)	Det	3117_00168724	10dB[dB]	DC Corr (dB)	Corrected Reading (dBuV/m)	Peak Limit (dBuV/m)	PK Margin (dB)	Azimuth (Degs)	Height (cm)	Polarity
1	5.725	36.19	Pk	34.7	-17.6	0	53.29	68.2	-14.91	276	298	V
2	5.755	40.62	Pk	34.7	-17.5	0	57.82	68.2	-10.38	276	298	V

Pk - Peak detector

UL Korea, Ltd. Suwon Laboratory FORM ID: FCC_15E
218 Maeyeong-ro, Yeongtong-gu, Suwon-si, Gyeonggi-do, 16675 Korea TEL: (031) 337-9902,FAX: (031) 213-5433
UL Korea, Ltd. Confidential
This report shall not be reproduced except in full, without the written approval of UL Korea, Ltd.

484T RU mode (MIMO / HE80 / RU offset 66)

HORIZONTAL PEAK PLOT

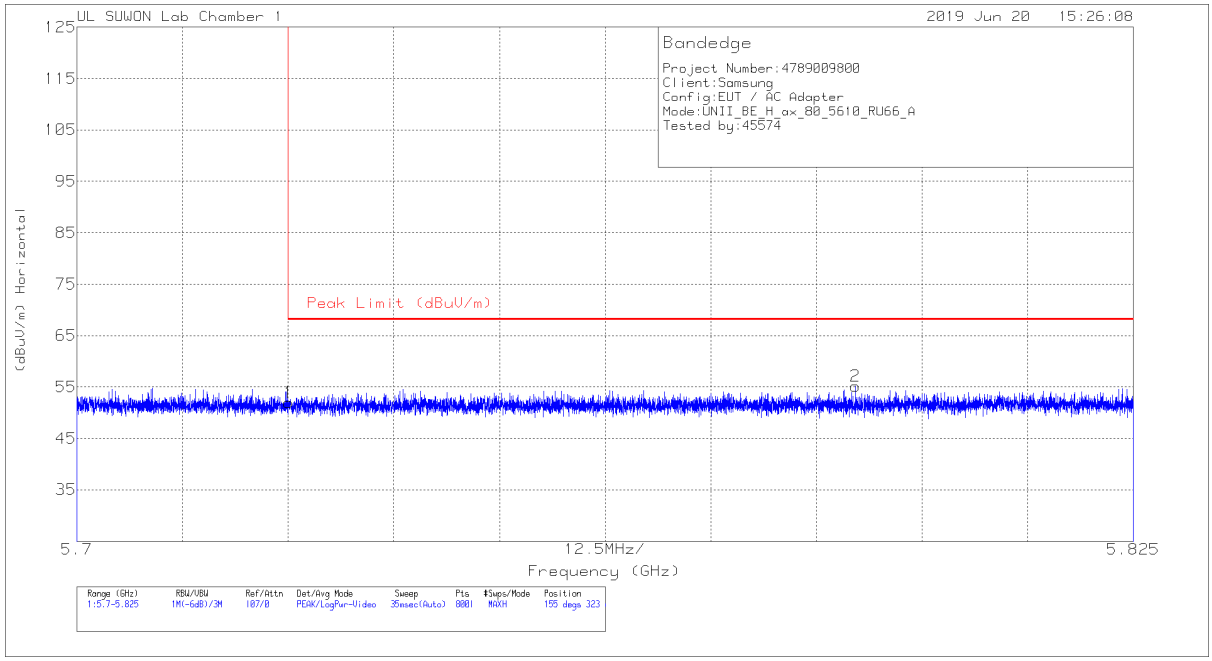

HORIZONTAL DATA

Trace Markers

Marker	Frequency (GHz)	Meter Reading (dBuV)	Det	3117_00168717	10dB[dB]	DC Corr (dB)	Corrected Reading (dBuV/m)	Peak Limit (dBuV/m)	PK Margin (dB)	Azimuth (Degs)	Height (cm)	Polarity
1	5.72502	38.3	Pk	34.8	-21.1	0	52	68.2	-16.2	155	323	H
2	5.79213	41.32	Pk	34.9	-21	0	55.22	68.2	-12.98	155	323	H

Pk - Peak detector

UL Korea, Ltd. Suwon Laboratory FORM ID: FCC_15E
218 Maeyeong-ro, Yeongtong-gu, Suwon-si, Gyeonggi-do, 16675 Korea TEL: (031) 337-9902,FAX: (031) 213-5433
UL Korea, Ltd. Confidential
This report shall not be reproduced except in full, without the written approval of UL Korea, Ltd.

VERTICAL PEAK PLOT

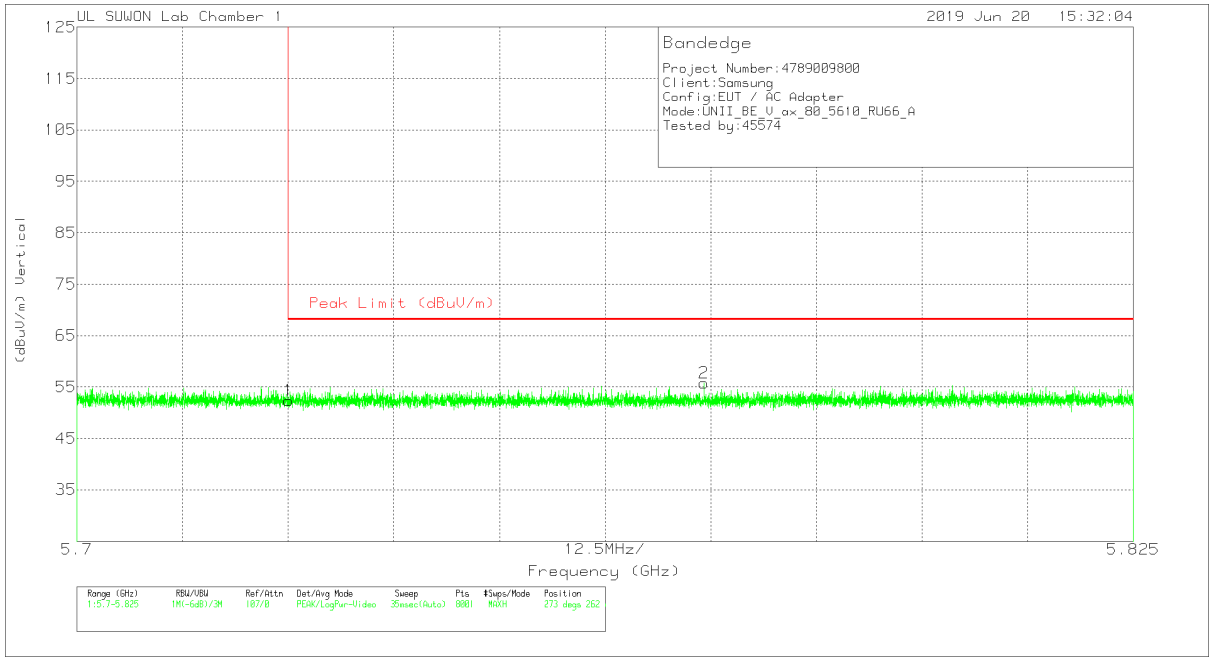

VERTICAL DATA

Trace Markers

Marker	Frequency (GHz)	Meter Reading (dBuV)	Det	3117_00168717	10dB[dB]	DC Corr (dB)	Corrected Reading (dBuV/m)	Peak Limit (dBuV/m)	PK Margin (dB)	Azimuth (Degs)	Height (cm)	Polarity
1	5.72502	38.69	Pk	34.8	-21.1	0	52.39	68.2	-15.81	273	262	V
2	5.77422	41.94	Pk	34.9	-21.1	0	55.74	68.2	-12.46	273	262	V

Pk - Peak detector

UL Korea, Ltd. Suwon Laboratory FORM ID: FCC_15E
218 Maeyeong-ro, Yeongtong-gu, Suwon-si, Gyeonggi-do, 16675 Korea TEL: (031) 337-9902,FAX: (031) 213-5433
UL Korea, Ltd. Confidential
This report shall not be reproduced except in full, without the written approval of UL Korea, Ltd.

242T RU mode (MIMO / HE80 / RU offset 64)

HORIZONTAL PEAK PLOT

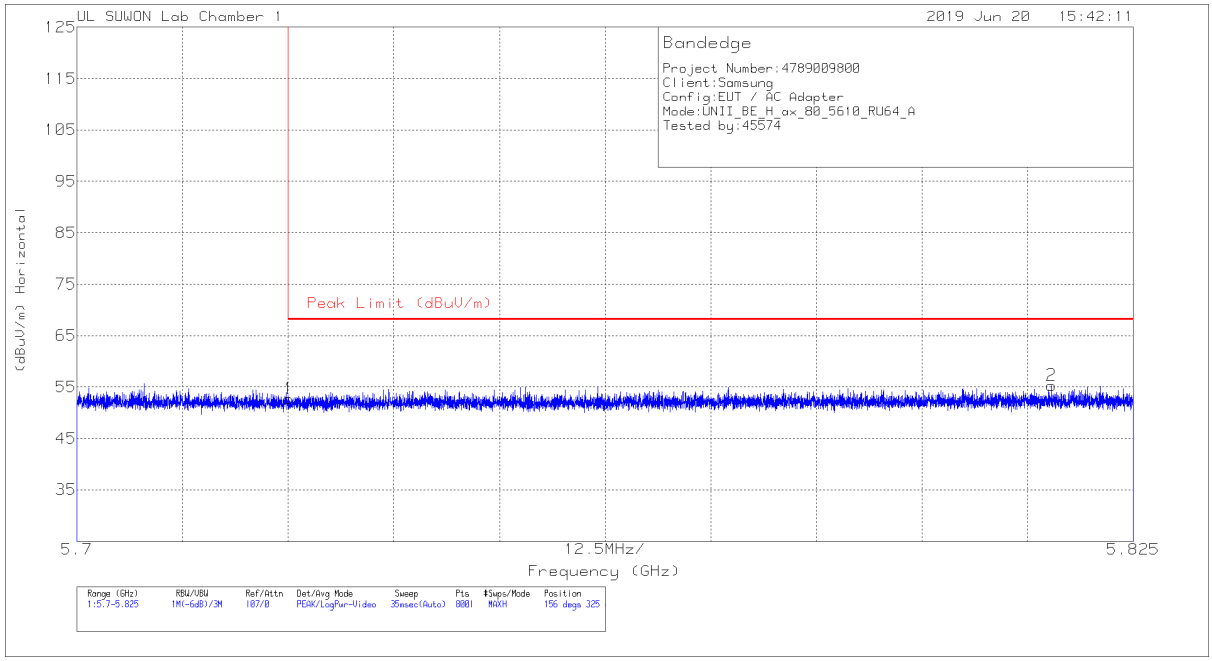

HORIZONTAL DATA

Trace Markers

Marker	Frequency (GHz)	Meter Reading (dBuV)	Det	3117_00168717	10dB[dB]	DC Corr (dB)	Corrected Reading (dBuV/m)	Peak Limit (dBuV/m)	PK Margin (dB)	Azimuth (Degs)	Height (cm)	Polarity
1	5.72502	38.97	Pk	34.8	-21.1	0	52.67	68.2	-15.53	156	325	H
2	5.81534	41.55	Pk	34.9	-21.1	0	55.35	68.2	-12.85	156	325	H

Pk - Peak detector

UL Korea, Ltd. Suwon Laboratory FORM ID: FCC_15E
218 Maeyeong-ro, Yeongtong-gu, Suwon-si, Gyeonggi-do, 16675 Korea TEL: (031) 337-9902,FAX: (031) 213-5433
UL Korea, Ltd. Confidential
This report shall not be reproduced except in full, without the written approval of UL Korea, Ltd.

VERTICAL PEAK PLOT

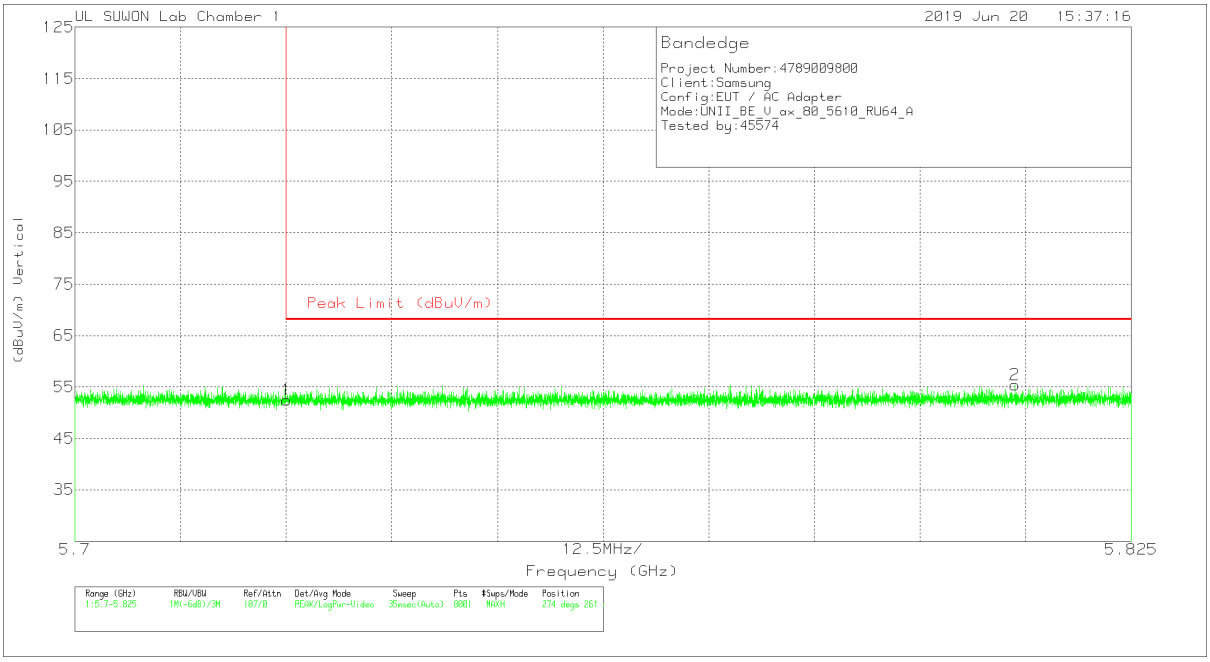

VERTICAL DATA

Trace Markers

Marker	Frequency (GHz)	Meter Reading (dBuV)	Det	3117_00168717	10dB[dB]	DC Corr (dB)	Corrected Reading (dBuV/m)	Peak Limit (dBuV/m)	PK Margin (dB)	Azimuth (Degs)	Height (cm)	Polarity
1	5.72502	38.75	Pk	34.8	-21.1	0	52.45	68.2	-15.75	274	261	V
2	5.81122	41.54	Pk	34.9	-21	0	55.44	68.2	-12.76	274	261	V

Pk - Peak detector

UL Korea, Ltd. Suwon Laboratory FORM ID: FCC_15E
218 Maeyeong-ro, Yeongtong-gu, Suwon-si, Gyeonggi-do, 16675 Korea TEL: (031) 337-9902,FAX: (031) 213-5433
UL Korea, Ltd. Confidential
This report shall not be reproduced except in full, without the written approval of UL Korea, Ltd.

106T RU mode (MIMO / HE20 / RU offset 54)

HORIZONTAL PEAK PLOT

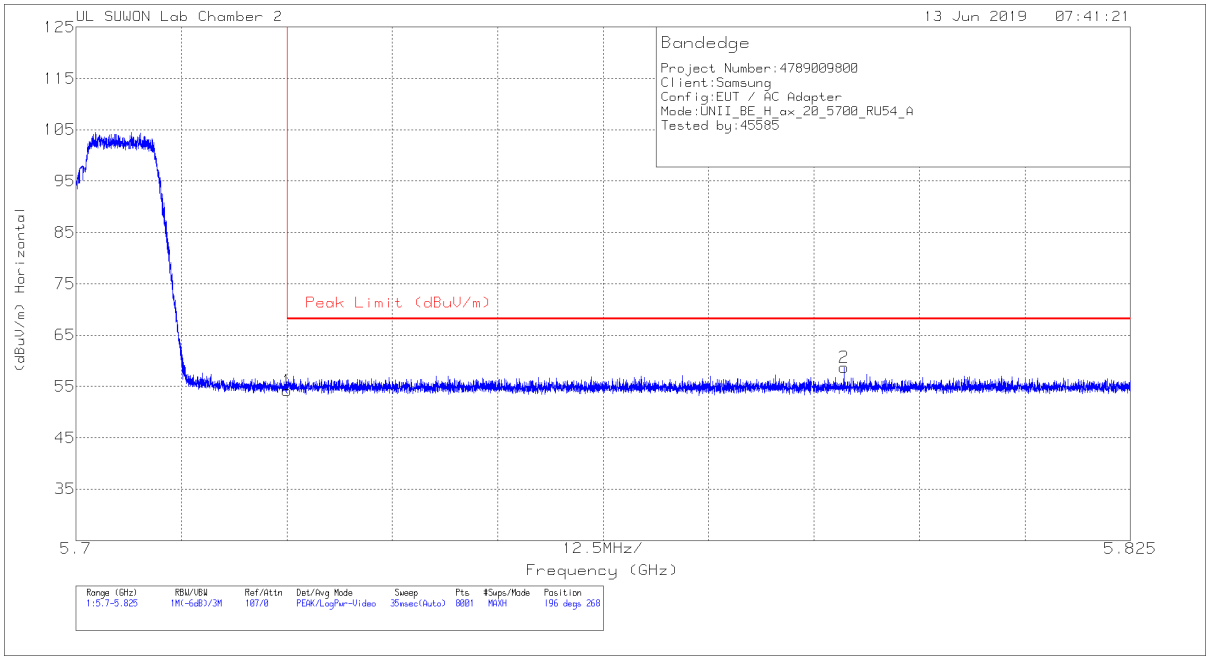

HORIZONTAL DATA

Trace Markers

Marker	Frequency (GHz)	Meter Reading (dBuV)	Det	3117_00168724	10dB[dB]	DC Corr (dB)	Corrected Reading (dBuV/m)	Peak Limit (dBuV/m)	PK Margin (dB)	Azimuth (Degs)	Height (cm)	Polarity
1	5.725	37.09	Pk	34.7	-17.6	0	54.19	68.2	-14.01	196	268	H
2	5.791	41.43	Pk	34.8	-17.5	0	58.73	68.2	-9.47	196	268	H

Pk - Peak detector

UL Korea, Ltd. Suwon Laboratory FORM ID: FCC_15E
218 Maeyeong-ro, Yeongtong-gu, Suwon-si, Gyeonggi-do, 16675 Korea TEL: (031) 337-9902,FAX: (031) 213-5433
UL Korea, Ltd. Confidential
This report shall not be reproduced except in full, without the written approval of UL Korea, Ltd.

VERTICAL PEAK PLOT

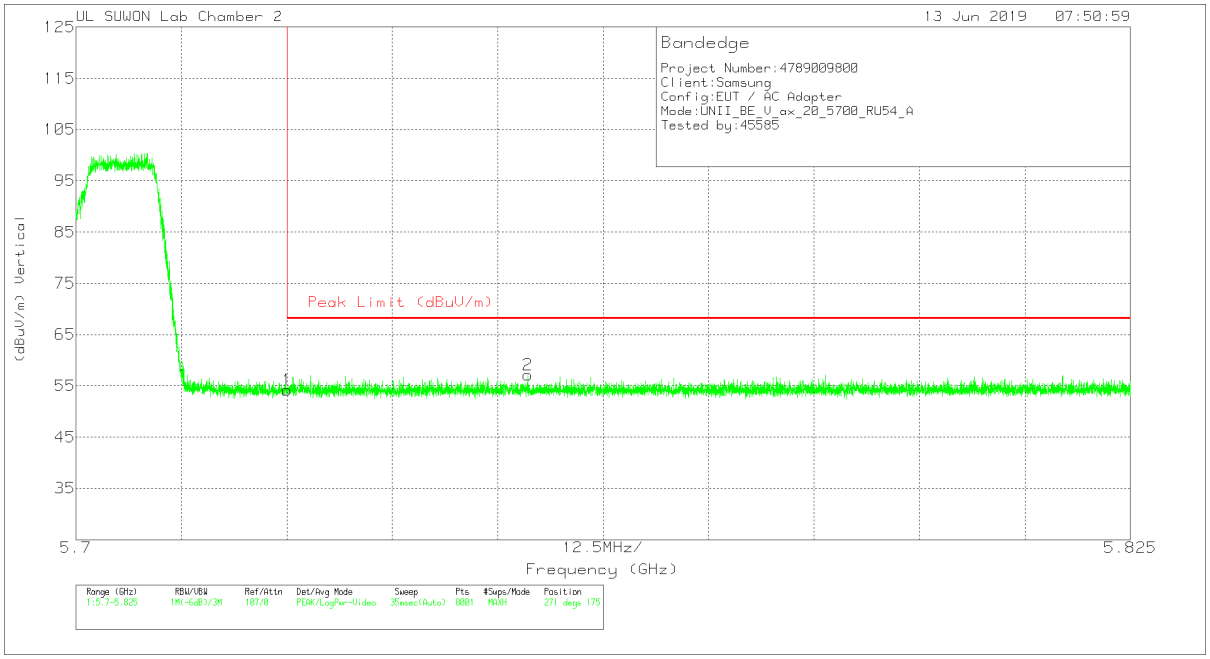

VERTICAL DATA

Trace Markers

Marker	Frequency (GHz)	Meter Reading (dBuV)	Det	3117_00168724	10dB[dB]	DC Corr (dB)	Corrected Reading (dBuV/m)	Peak Limit (dBuV/m)	PK Margin (dB)	Azimuth (Degs)	Height (cm)	Polarity
1	5.725	37.12	Pk	34.7	-17.6	0	54.22	68.2	-13.98	271	175	V
2	5.754	39.95	Pk	34.7	-17.5	0	57.15	68.2	-11.05	271	175	V

Pk - Peak detector

UL Korea, Ltd. Confidential
This report shall not be reproduced except in full, without the written approval of UL Korea, Ltd.

52T RU mode (MIMO / HE80 / RU offset 52)

HORIZONTAL PEAK PLOT

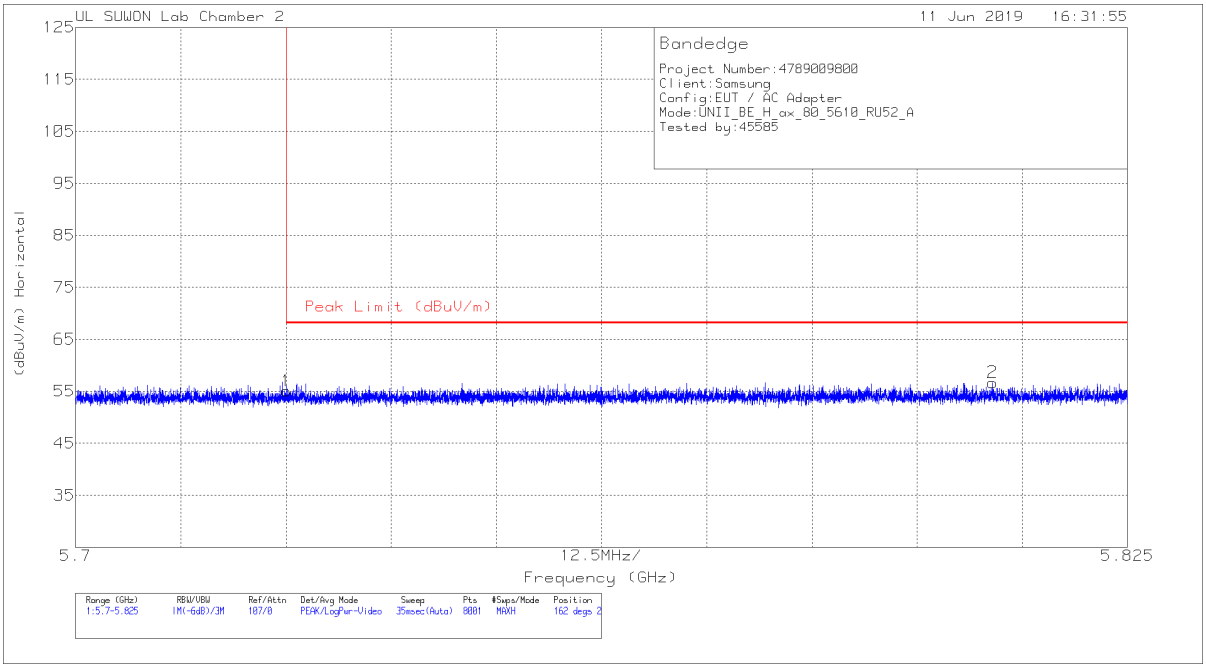

HORIZONTAL DATA

Trace Markers

Marker	Frequency (GHz)	Meter Reading (dBuV)	Det	3117_00168724	10dB[dB]	DC Corr (dB)	Corrected Reading (dBuV/m)	Peak Limit (dBuV/m)	PK Margin (dB)	Azimuth (Degs)	Height (cm)	Polarity
1	5.725	37.99	Pk	34.7	-17.6	0	55.09	68.2	-13.11	162	256	H
2	5.809	39.3	Pk	34.8	-17.4	0	56.7	68.2	-11.5	162	256	H

Pk - Peak detector

UL Korea, Ltd. Suwon Laboratory FORM ID: FCC_15E
218 Maeyeong-ro, Yeongtong-gu, Suwon-si, Gyeonggi-do, 16675 Korea TEL: (031) 337-9902,FAX: (031) 213-5433
UL Korea, Ltd. Confidential
This report shall not be reproduced except in full, without the written approval of UL Korea, Ltd.

VERTICAL PEAK PLOT

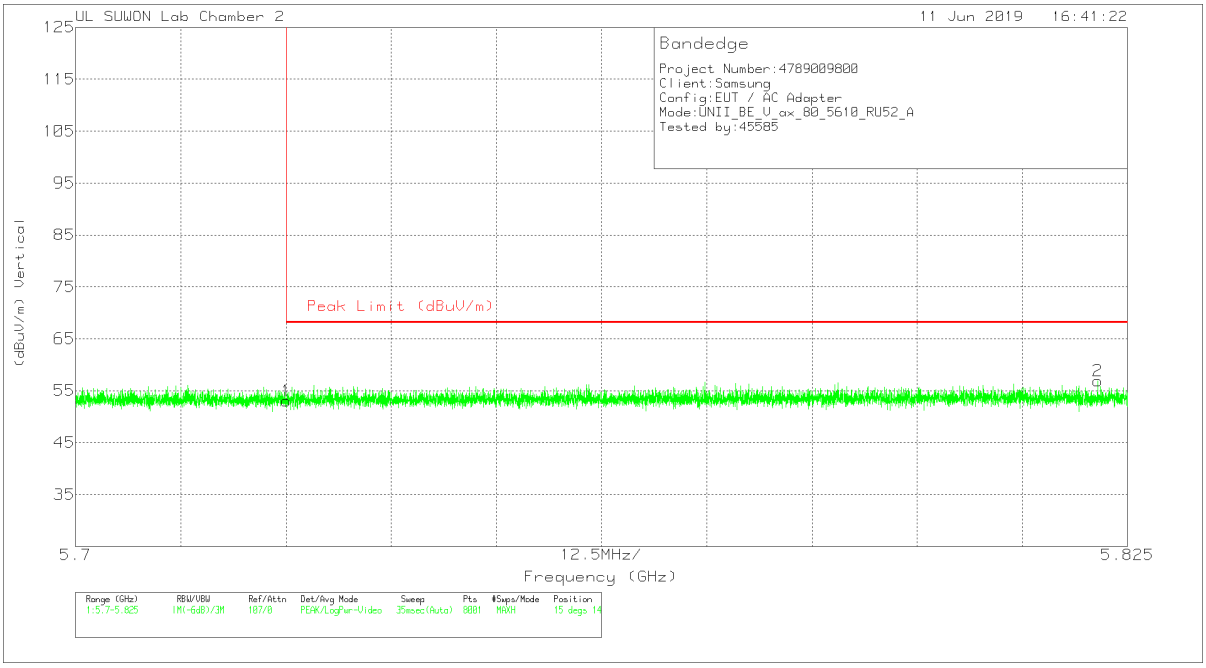

VERTICAL DATA

Trace Markers

Marker	Frequency (GHz)	Meter Reading (dBuV)	Det	3117_00168724	10dB[dB]	DC Corr (dB)	Corrected Reading (dBuV/m)	Peak Limit (dBuV/m)	PK Margin (dB)	Azimuth (Degs)	Height (cm)	Polarity
1	5.725	35.92	Pk	34.7	-17.6	0	53.02	68.2	-15.18	15	147	V
2	5.821	39.57	Pk	34.8	-17.5	0	56.87	68.2	-11.33	15	147	V

Pk - Peak detector

UL Korea, Ltd. Confidential
This report shall not be reproduced except in full, without the written approval of UL Korea, Ltd.

26T RU mode (MIMO / HE20 / RU offset 8)

HORIZONTAL PEAK PLOT

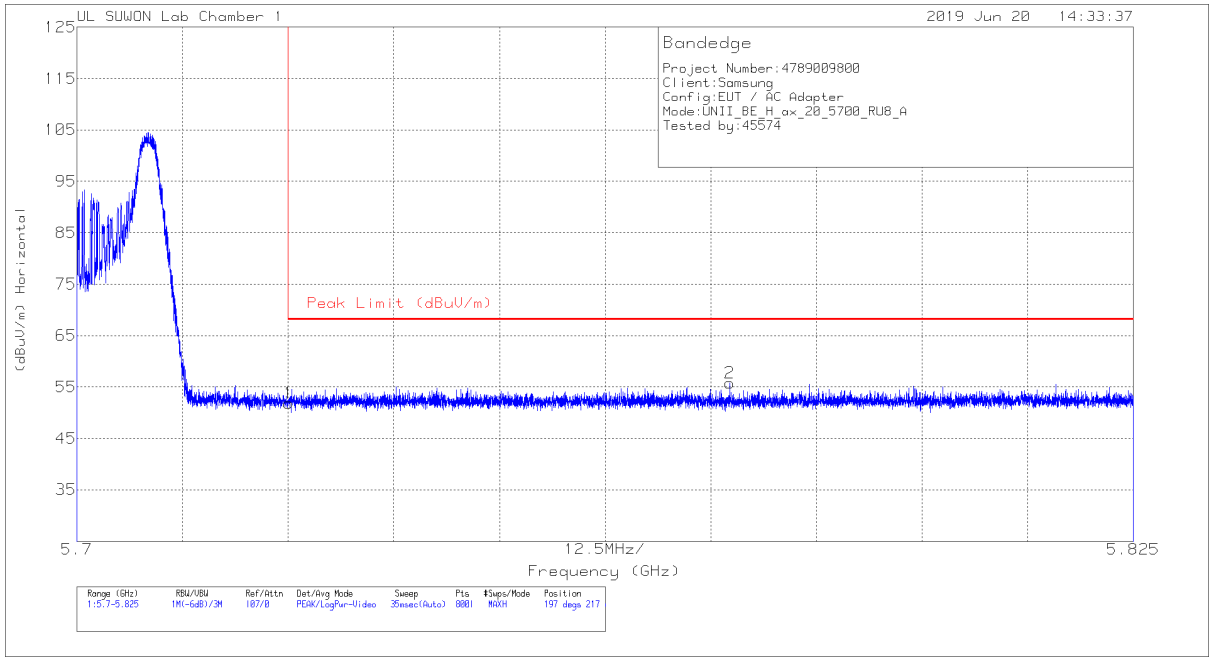

HORIZONTAL DATA

Trace Markers

Marker	Frequency (GHz)	Meter Reading (dBuV)	Det	3117_00168717	10dB[dB]	DC Corr (dB)	Corrected Reading (dBuV/m)	Peak Limit (dBuV/m)	PK Margin (dB)	Azimuth (Degs)	Height (cm)	Polarity
1	5.72502	38.2	Pk	34.8	-21.1	0	51.9	68.2	-16.3	197	217	H
2	5.77723	41.96	Pk	34.9	-21.1	0	55.76	68.2	-12.44	197	217	H

Pk - Peak detector

UL Korea, Ltd. Confidential
This report shall not be reproduced except in full, without the written approval of UL Korea, Ltd.

VERTICAL PEAK PLOT

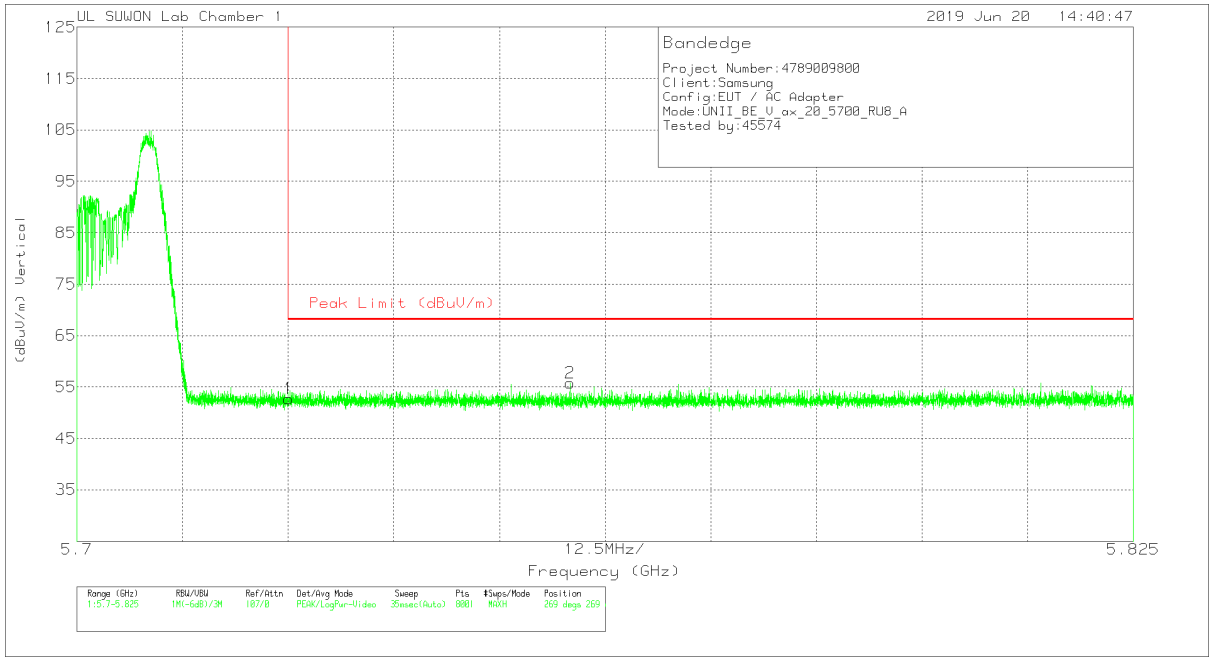

VERTICAL DATA

Trace Markers

Marker	Frequency (GHz)	Meter Reading (dBuV)	Det	3117_00168717	10dB[dB]	DC Corr (dB)	Corrected Reading (dBuV/m)	Peak Limit (dBuV/m)	PK Margin (dB)	Azimuth (Degs)	Height (cm)	Polarity
1	5.72502	39	Pk	34.8	-21.1	0	52.7	68.2	-15.5	269	269	V
2	5.75838	42.05	Pk	34.8	-21.1	0	55.75	68.2	-12.45	269	269	V

Pk - Peak detector

UL Korea, Ltd. Confidential
This report shall not be reproduced except in full, without the written approval of UL Korea, Ltd.

HARMONICS AND SPURIOUS EMISSIONS

HE20 SU mode (MIMO)

LOW CHANNEL HORIZONTAL

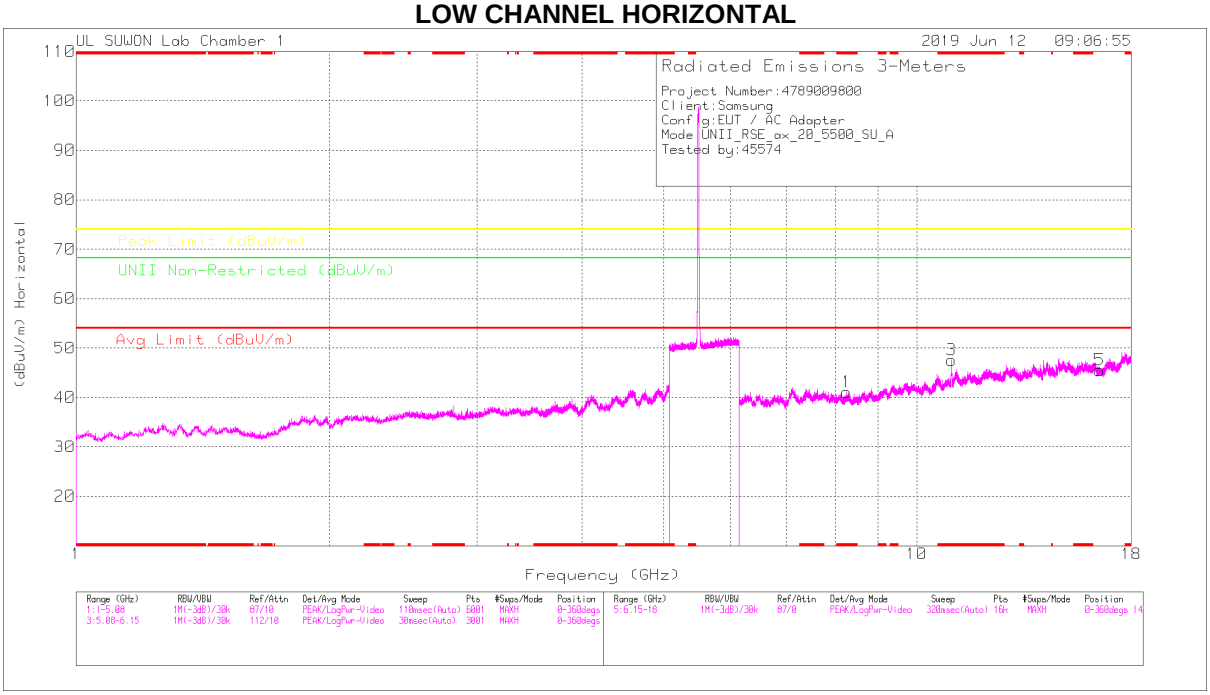

LOW CHANNEL VERTICAL

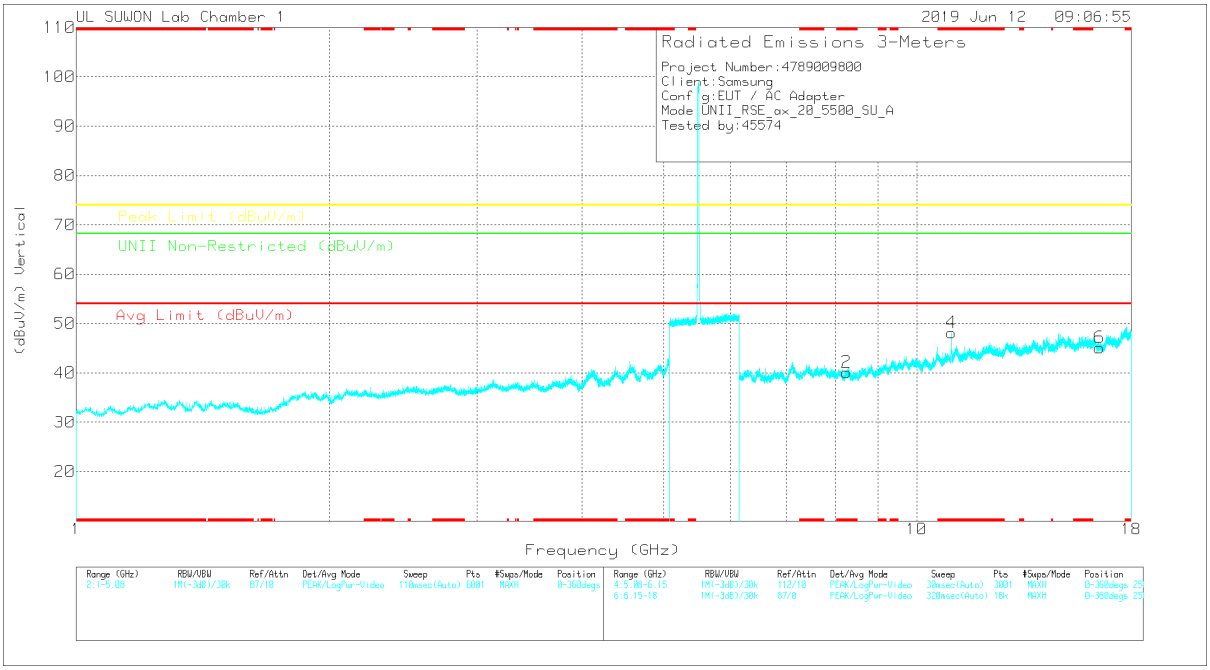

Note: Emission was scanned up to 40GHz; No emissions were detected above the noise floor which was at least 20dB below the specification limit.

UL Korea, Ltd. Confidential
This report shall not be reproduced except in full, without the written approval of UL Korea, Ltd.

LOW CHANNEL DATA

Trace Markers

Marker	Frequency (GHz)	Meter Reading (dBuV)	Det	3117_00168724	6GHz_HP[dB]	DC Corr (dB)	Corrected Reading (dBuV/m)	Avg Limit (dBuV/m)	Margin (dB)	Peak Limit (dBuV/m)	Margin (dB)	UNII Non-Restricted (dBuV/m)	Margin (dB)	Azimuth (Degs)	Height (cm)	Polarity
1	* 8.25176	28.07	PK	36	-23	0	41.07	-	-	74	-32.93	-	-	0-360	250	H
3	* 11.00079	29.96	PK	38.1	-20.5	0	47.56	-	-	74	-26.44	-	-	0-360	250	H
5	16.50033	24.82	PK	40.5	-19.8	0	45.52	-	-	-	-	68.2	-22.68	0-360	250	H
2	* 8.25102	27.15	PK	36	-23	0	40.15	-	-	74	-33.85	-	-	0-360	150	V
4	* 10.99857	30.66	PK	38.1	-20.6	0	48.16	-	-	74	-25.84	-	-	0-360	150	V
6	16.50033	24.43	PK	40.5	-19.8	0	45.13	-	-	-	-	68.2	-23.07	0-360	250	V

* - indicates frequency in CFR47 Pt 15 / IC RSS-Restricted Band
PK – Peak detector

Radiated Emissions

Frequency (GHz)	Meter Reading (dBuV)	Det	3117_00168724	6GHz_HP[dB]	DC Corr (dB)	Corrected Reading (dBuV/m)	Avg Limit (dBuV/m)	Margin (dB)	Peak Limit (dBuV/m)	Margin (dB)	UNII Non-Restricted (dBuV/m)	Margin (dB)	Azimuth (Degs)	Height (cm)	Polarity
* 10.99499	41.65	PK-U	38.1	-20.5	0	59.25	-	-	74	-14.75	-	-	163	187	H
* 10.99933	28.49	ADR	38.1	-20.6	0	45.99	54	-8.01	-	-	-	-	163	187	H
* 11.00121	42.19	PK-U	38.1	-20.5	0	59.79	-	-	74	-14.21	-	-	185	172	V
* 11.00001	28.86	ADR	38.1	-20.6	0	46.36	54	-7.64	-	-	-	-	185	172	V

* - indicates frequency in CFR47 Pt 15 / IC RSS-Restricted Band
PK-U - U-NII: Maximum Peak
ADR - U-NII AD primary method, RMS average

UL Korea, Ltd. Suwon Laboratory FORM ID: FCC_15E
218 Maeyeong-ro, Yeongtong-gu, Suwon-si, Gyeonggi-do, 16675 Korea TEL: (031) 337-9902,FAX: (031) 213-5433
UL Korea, Ltd. Confidential
This report shall not be reproduced except in full, without the written approval of UL Korea, Ltd.

MID CHANNEL HORIZONTAL

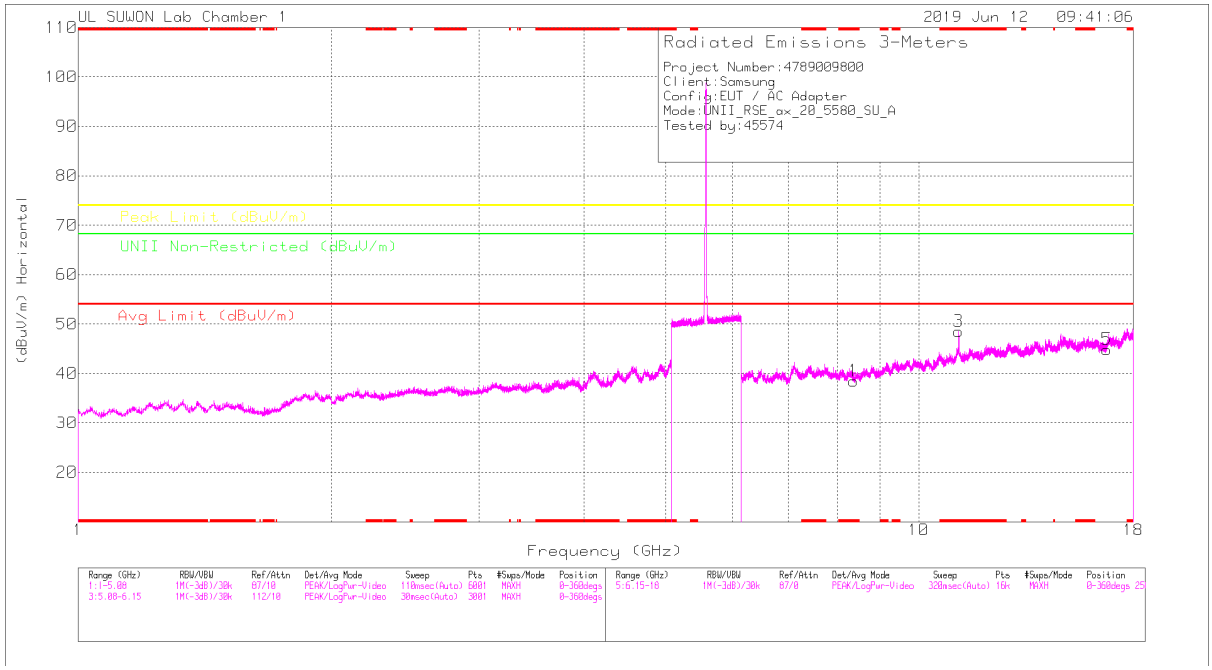

MID CHANNEL VERTICAL

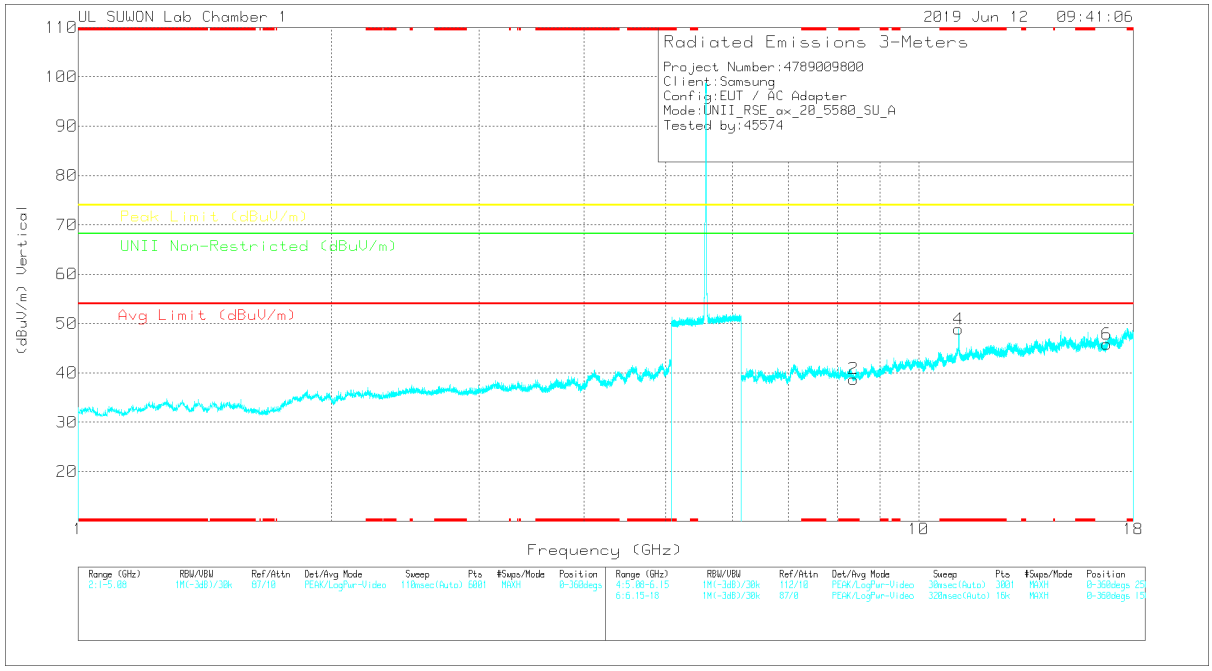

Note: Emission was scanned up to 40GHz; No emissions were detected above the noise floor which was at least 20dB below the specification limit.

UL Korea, Ltd. Confidential
This report shall not be reproduced except in full, without the written approval of UL Korea, Ltd.

MID CHANNEL DATA

Trace Markers

Marker	Frequency (GHz)	Meter Reading (dBuV)	Det	3117_00168724	6GHz_HP[dB]	DC Corr (dB)	Corrected Reading (dBuV/m)	Avg Limit (dBuV/m)	Margin (dB)	Peak Limit (dBuV/m)	Margin (dB)	UNII Non-Restricted (dBuV/m)	Margin (dB)	Azimuth (Degs)	Height (cm)	Polarity
1	* 8.37026	26.3	PK	36	-23.8	0	38.5	-	-	74	-35.5	-	-	0-360	150	H
3	* 11.15854	29.94	PK	38.2	-19.6	0	48.54	-	-	74	-25.46	-	-	0-360	150	H
5	16.74102	23.16	PK	40.9	-19.2	0	44.86	-	-	-	-	68.2	-23.34	0-360	150	H
2	* 8.37026	26.56	PK	36	-23.8	0	38.76	-	-	74	-35.24	-	-	0-360	250	V
4	* 11.15557	30.28	PK	38.2	-19.6	0	48.88	-	-	74	-25.12	-	-	0-360	150	V
6	16.74102	24.1	PK	40.9	-19.2	0	45.8	-	-	-	-	68.2	-22.4	0-360	250	V

* - indicates frequency in CFR47 Pt 15 / IC RSS-Restricted Band
PK – Peak detector

Radiated Emissions

Frequency (GHz)	Meter Reading (dBuV)	Det	3117_00168724	6GHz_HP[dB]	DC Corr (dB)	Corrected Reading (dBuV/m)	Avg Limit (dBuV/m)	Margin (dB)	Peak Limit (dBuV/m)	Margin (dB)	UNII Non-Restricted (dBuV/m)	Margin (dB)	Azimuth (Degs)	Height (cm)	Polarity
* 11.16154	41.52	PK-U	38.2	-19.5	0	60.22	-	-	74	-13.78	-	-	164	181	H
* 11.16024	28.33	ADR	38.2	-19.6	0	46.93	54	-7.07	-	-	-	-	164	181	H
* 11.15916	43.05	PK-U	38.2	-19.6	0	61.65	-	-	74	-12.35	-	-	185	171	V
* 11.15978	29.74	ADR	38.2	-19.6	0	48.34	54	-5.66	-	-	-	-	185	171	V

* - indicates frequency in CFR47 Pt 15 / IC RSS-Restricted Band
PK-U - U-NII: Maximum Peak
ADR - U-NII AD primary method, RMS average

UL Korea, Ltd. Confidential
This report shall not be reproduced except in full, without the written approval of UL Korea, Ltd.

HIGH CHANNEL HORIZONTAL

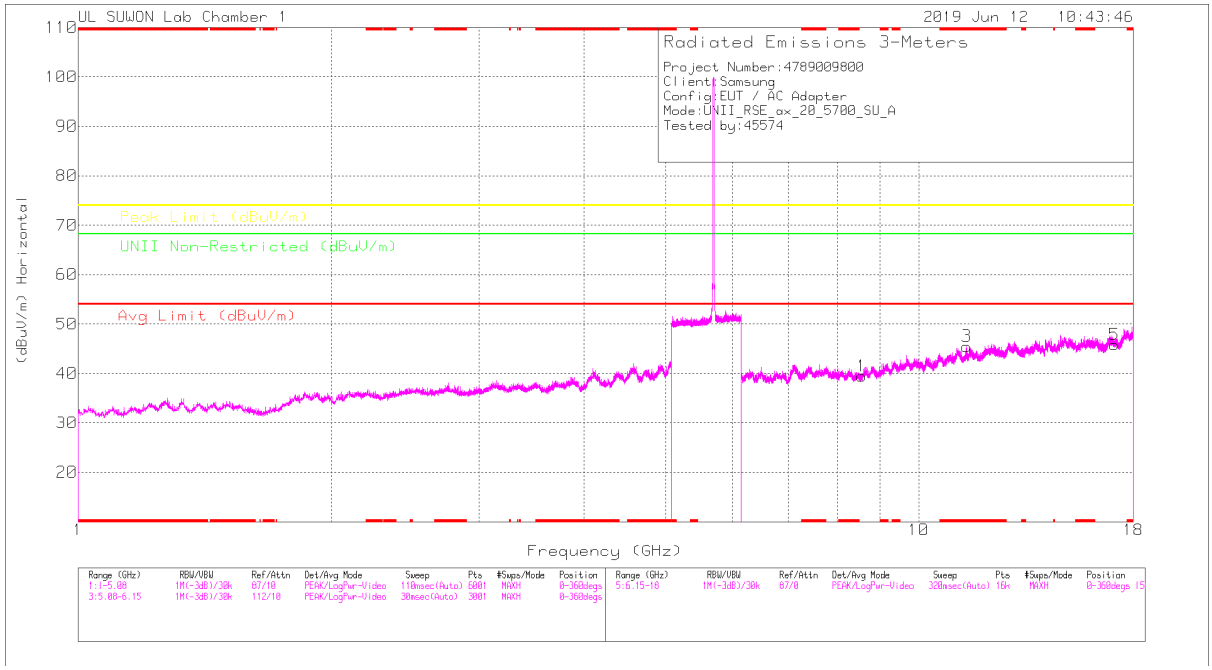

HIGH CHANNEL VERTICAL

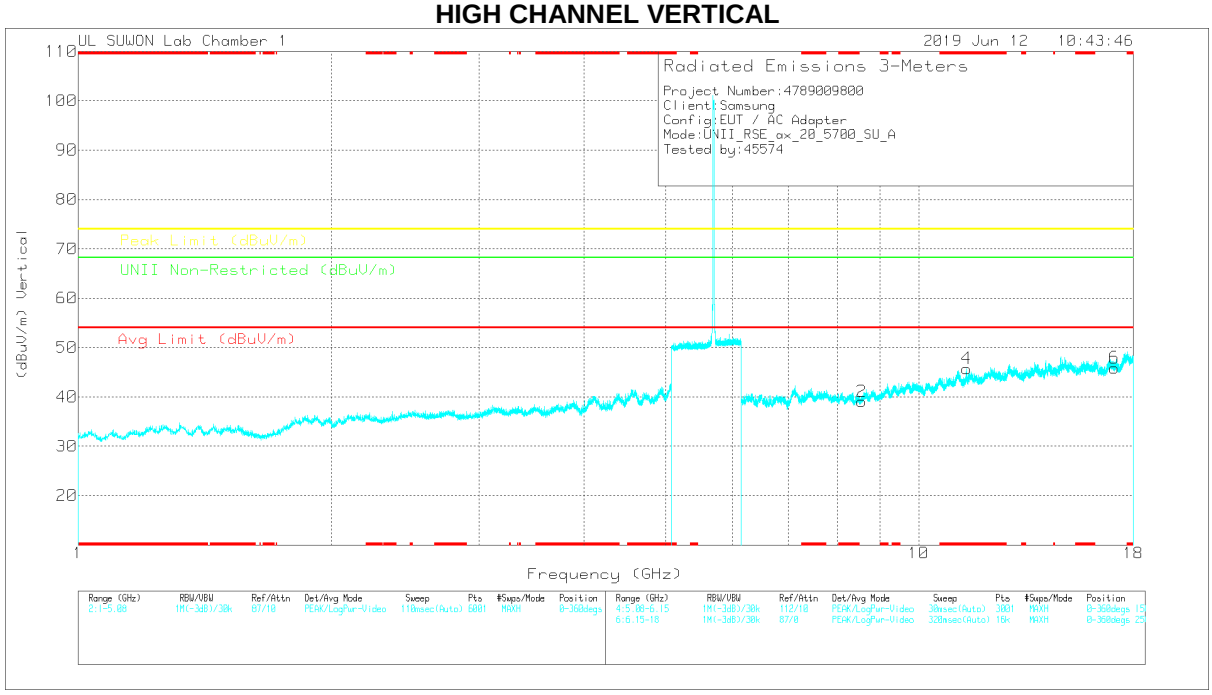

Note: Emission was scanned up to 40GHz; No emissions were detected above the noise floor which was at least 20dB below the specification limit.

UL Korea, Ltd. Confidential
This report shall not be reproduced except in full, without the written approval of UL Korea, Ltd.

HIGH CHANNEL DATA

Trace Markers

Marker	Frequency (GHz)	Meter Reading (dBuV)	Det	3117_00168724	6GHz_HP[dB]	DC Corr (dB)	Corrected Reading (dBuV/m)	Avg Limit (dBuV/m)	Margin (dB)	Peak Limit (dBuV/m)	Margin (dB)	UNII Non-Restricted (dBuV/m)	Margin (dB)	Azimuth (Degs)	Height (cm)	Polarity
1	8.5517	26.04	PK	36.1	-22.7	0	39.44	-	-	-	-	68.2	-28.76	0-360	150	H
3	* 11.40515	27.4	PK	38.3	-20.2	0	45.5	-	-	74	-28.5	-	-	0-360	250	H
5	17.1002	23.2	PK	41.3	-18.7	0	45.8	-	-	-	-	68.2	-22.4	0-360	150	H
2	8.5517	25.67	PK	36.1	-22.7	0	39.07	-	-	-	-	68.2	-29.13	0-360	150	V
4	* 11.40145	27.65	PK	38.3	-20.2	0	45.75	-	-	74	-28.25	-	-	0-360	150	V
6	17.1002	23.28	PK	41.3	-18.7	0	45.88	-	-	-	-	68.2	-22.32	0-360	250	V

* - indicates frequency in CFR47 Pt 15 / IC RSS-Restricted Band
PK – Peak detector

Note: Only peak measurement was performed. Because peak measurement result of unwanted emission is less than average limit (54dBuV/m).

UL Korea, Ltd. Suwon Laboratory FORM ID: FCC_15E
218 Maeyeong-ro, Yeongtong-gu, Suwon-si, Gyeonggi-do, 16675 Korea TEL: (031) 337-9902,FAX: (031) 213-5433
UL Korea, Ltd. Confidential
This report shall not be reproduced except in full, without the written approval of UL Korea, Ltd.

HE40 SU mode (MIMO)

LOW CHANNEL HORIZONTAL

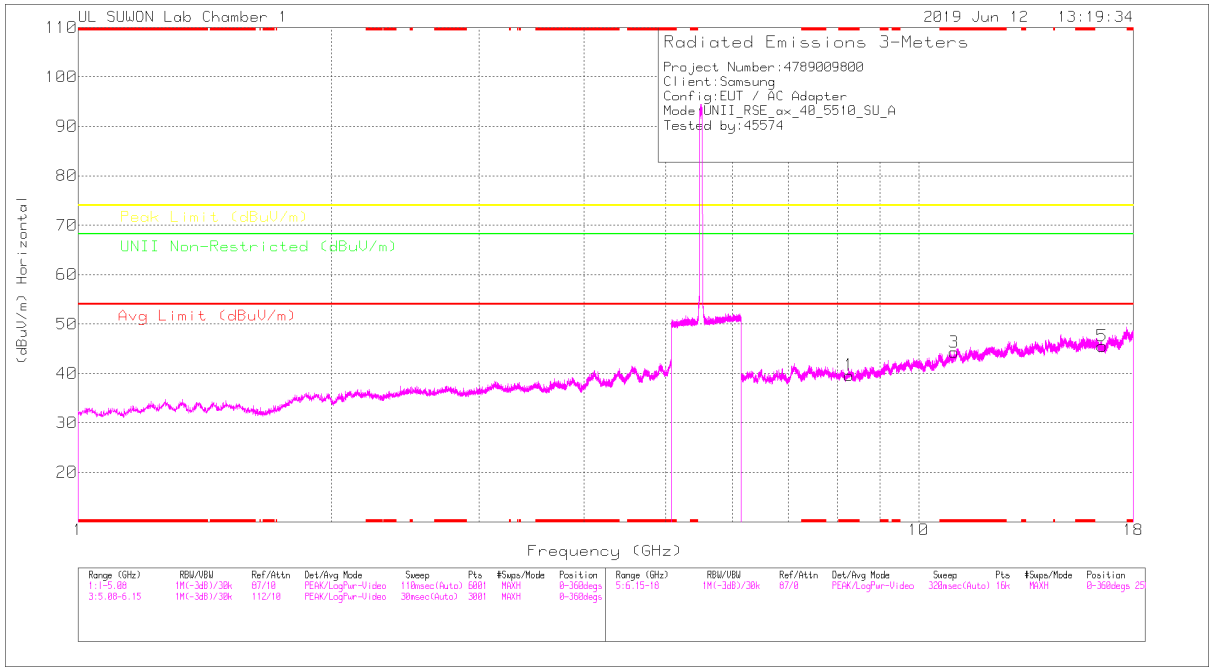

LOW CHANNEL VERTICAL

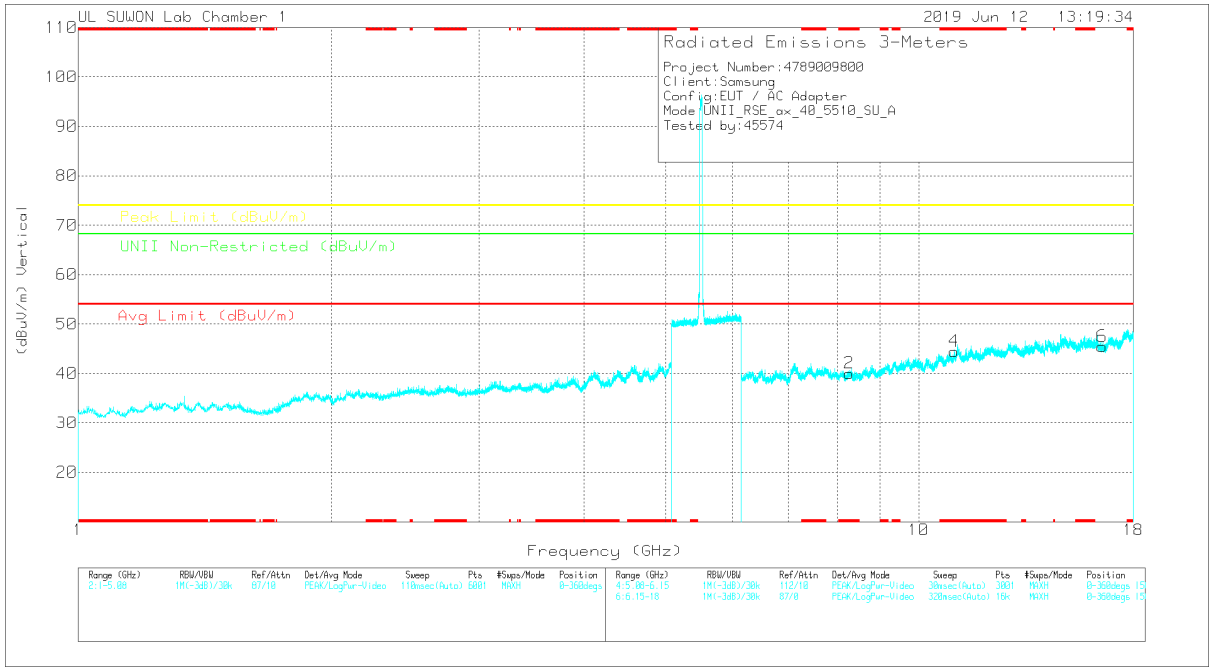

Note: Emission was scanned up to 40GHz; No emissions were detected above the noise floor which was at least 20dB below the specification limit.

UL Korea, Ltd. Confidential
This report shall not be reproduced except in full, without the written approval of UL Korea, Ltd.

LOW CHANNEL DATA

Trace Markers

Marker	Frequency (GHz)	Meter Reading (dBuV)	Det	3117_00168724	6GHz_HP[dB]	DC Corr (dB)	Corrected Reading (dBuV/m)	Avg Limit (dBuV/m)	Margin (dB)	Peak Limit (dBuV/m)	Margin (dB)	UNII Non-Restricted (dBuV/m)	Margin (dB)	Azimuth (Degs)	Height (cm)	Polarity
1	* 8.26583	26.54	PK	36	-22.9	0	39.64	-	-	74	-34.36	-	-	0-360	250	H
3	* 11.02153	26.8	PK	38.1	-20.6	0	44.3	-	-	74	-29.7	-	-	0-360	250	H
5	16.52996	24.84	PK	40.5	-19.8	0	45.54	-	-	-	-	68.2	-22.66	0-360	150	H
2	* 8.26509	26.94	PK	36	-22.9	0	40.04	-	-	74	-33.96	-	-	0-360	250	V
4	* 11.02079	26.98	PK	38.1	-20.6	0	44.48	-	-	74	-29.52	-	-	0-360	150	V
6	16.52996	24.78	PK	40.5	-19.8	0	45.48	-	-	-	-	68.2	-22.72	0-360	250	V

* - indicates frequency in CFR47 Pt 15 / IC RSS-Restricted Band
PK – Peak detector

Note: Only peak measurement was performed. Because peak measurement result of unwanted emission is less than average limit (54dBuV/m).

UL Korea, Ltd. Confidential
This report shall not be reproduced except in full, without the written approval of UL Korea, Ltd.

MID CHANNEL HORIZONTAL

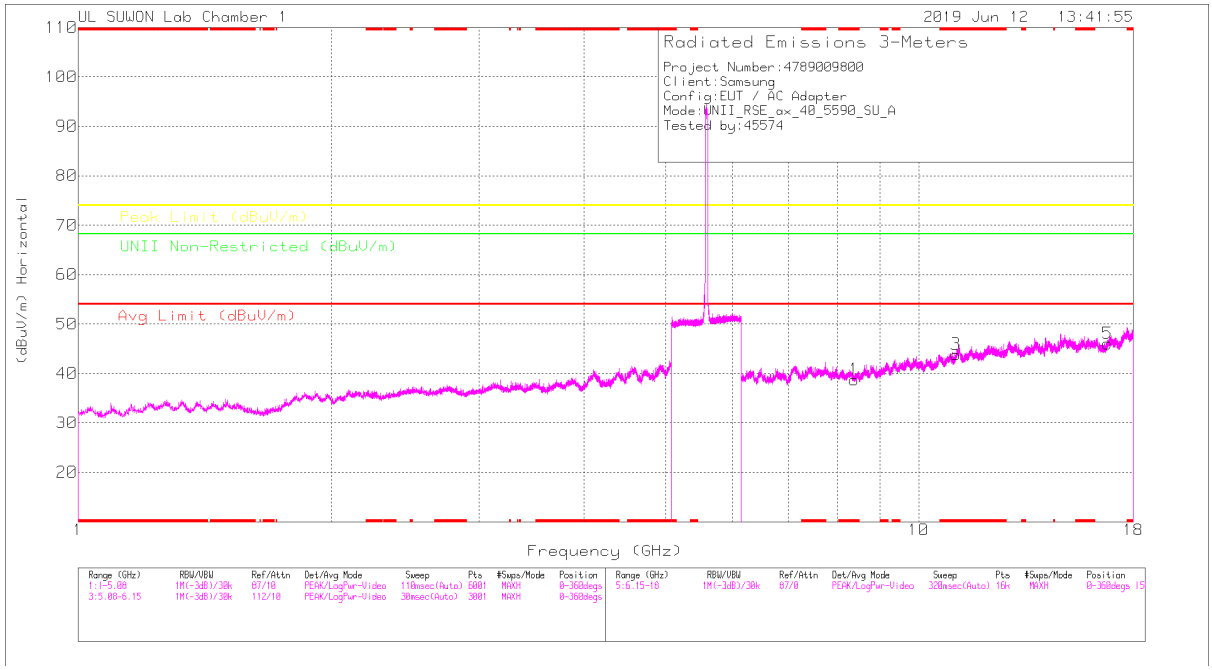

MID CHANNEL VERTICAL

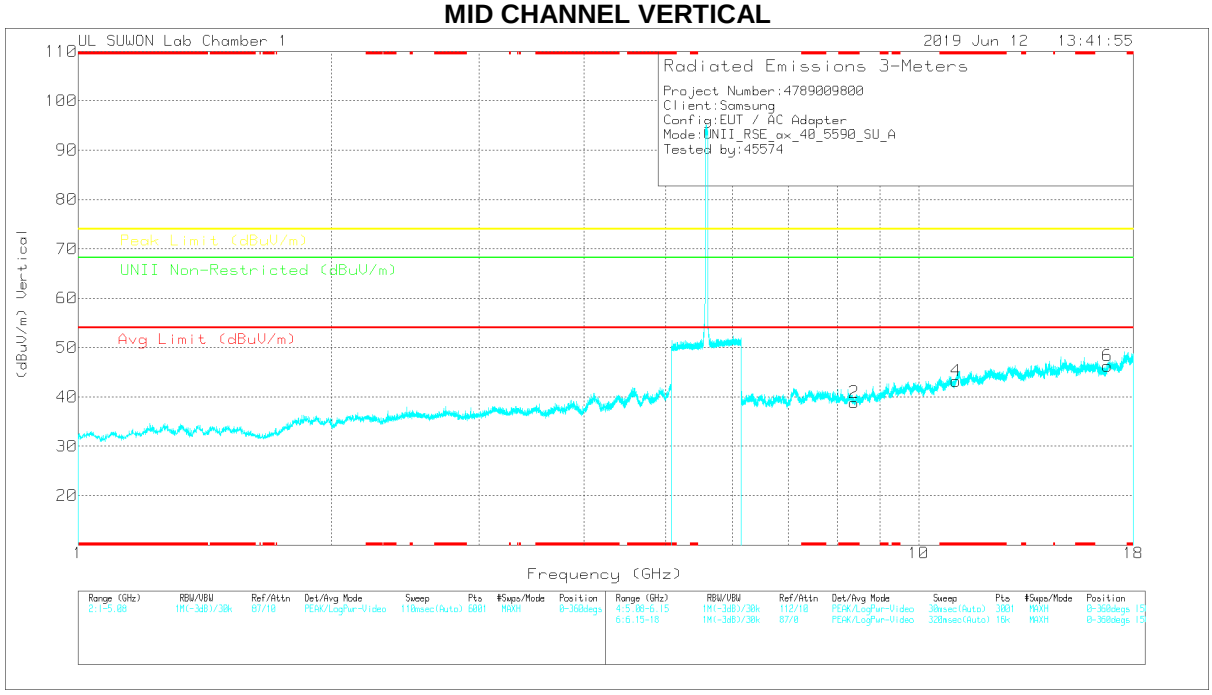

Note: Emission was scanned up to 40GHz; No emissions were detected above the noise floor which was at least 20dB below the specification limit.

UL Korea, Ltd. Confidential
This report shall not be reproduced except in full, without the written approval of UL Korea, Ltd.

MID CHANNEL DATA

Trace Markers

Marker	Frequency (GHz)	Meter Reading (dBuV)	Det	3117_00168724	6GHz_HP[dB]	DC Corr (dB)	Corrected Reading (dBuV/m)	Avg Limit (dBuV/m)	Margin (dB)	Peak Limit (dBuV/m)	Margin (dB)	UNII Non-Restricted (dBuV/m)	Margin (dB)	Azimuth (Degs)	Height (cm)	Polarity
1	* 8.38507	26.54	PK	36	-23.8	0	38.74	-	-	74	-35.26	-	-	0-360	150	H
3	* 11.08078	25.93	PK	38.2	-20.3	0	43.83	-	-	74	-30.17	-	-	0-360	150	H
5	16.77064	23.85	PK	41	-18.8	0	46.05	-	-	-	-	68.2	-22.15	0-360	150	H
2	* 8.38507	26.66	PK	36	-23.8	0	38.86	-	-	74	-35.14	-	-	0-360	250	V
4	* 11.08003	25.34	PK	38.2	-20.3	0	43.24	-	-	74	-30.76	-	-	0-360	150	V
6	16.77064	24.1	PK	41	-18.8	0	46.3	-	-	-	-	68.2	-21.9	0-360	150	V

* - indicates frequency in CFR47 Pt 15 / IC RSS-Restricted Band
PK – Peak detector

Note: Only peak measurement was performed. Because peak measurement result of unwanted emission is less than average limit (54dBuV/m).

UL Korea, Ltd. Suwon Laboratory FORM ID: FCC_15E
218 Maeyeong-ro, Yeongtong-gu, Suwon-si, Gyeonggi-do, 16675 Korea TEL: (031) 337-9902,FAX: (031) 213-5433
UL Korea, Ltd. Confidential
This report shall not be reproduced except in full, without the written approval of UL Korea, Ltd.

HIGH CHANNEL HORIZONTAL

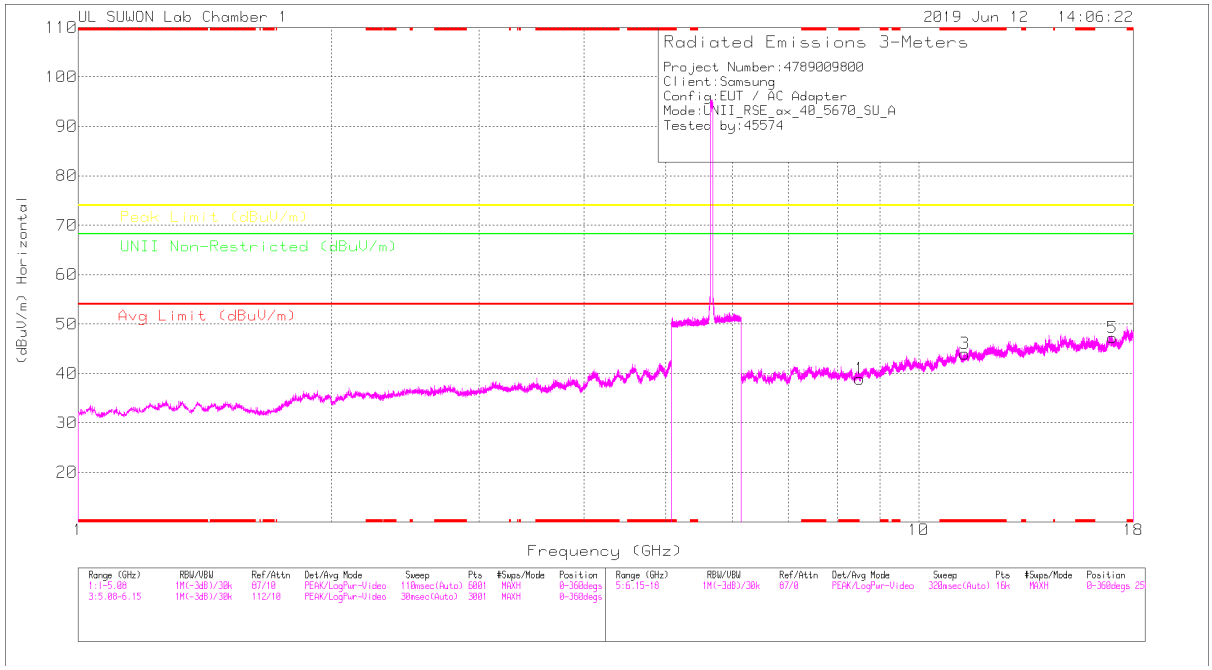

HIGH CHANNEL VERTICAL

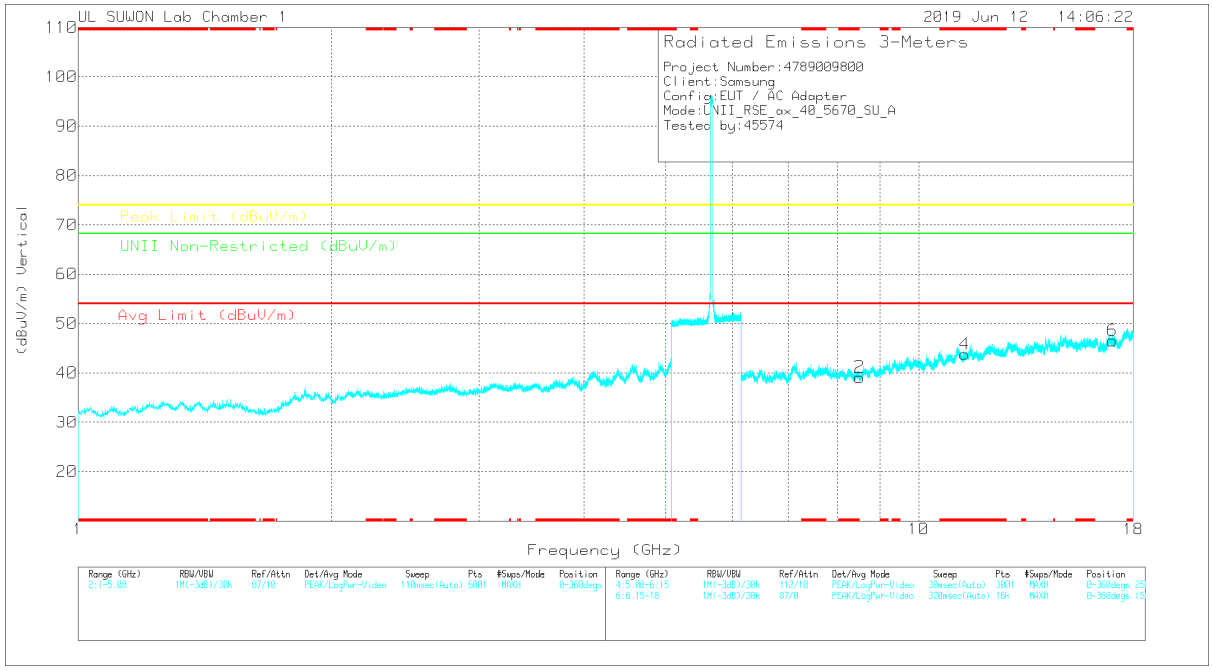

Note: Emission was scanned up to 40GHz; No emissions were detected above the noise floor which was at least 20dB below the specification limit.

UL Korea, Ltd. Confidential
This report shall not be reproduced except in full, without the written approval of UL Korea, Ltd.

HIGH CHANNEL DATA

Trace Markers

Marker	Frequency (GHz)	Meter Reading (dBuV)	Det	3117_00168724	6GHz_HP[dB]	DC Corr (dB)	Corrected Reading (dBuV/m)	Avg Limit (dBuV/m)	Margin (dB)	Peak Limit (dBuV/m)	Margin (dB)	UNII Non-Restricted (dBuV/m)	Margin (dB)	Azimuth (Degs)	Height (cm)	Polarity
1	8.50578	26.22	PK	36.1	-23.4	0	38.92	-	-	-	-	68.2	-29.28	0-360	250	H
3	* 11.33998	26	PK	38.3	-20.3	0	44	-	-	74	-30	-	-	0-360	250	H
5	17.01133	24.6	PK	41.3	-18.7	0	47.2	-	-	-	-	68.2	-21	0-360	150	H
2	8.50504	26.43	PK	36.1	-23.4	0	39.13	-	-	-	-	68.2	-29.07	0-360	150	V
4	* 11.33998	25.76	PK	38.3	-20.3	0	43.76	-	-	74	-30.24	-	-	0-360	150	V
6	17.01059	23.95	PK	41.3	-18.7	0	46.55	-	-	-	-	68.2	-21.65	0-360	150	V

* - indicates frequency in CFR47 Pt 15 / IC RSS-Restricted Band
PK – Peak detector

Note: Only peak measurement was performed. Because peak measurement result of unwanted emission is less than average limit (54dBuV/m).

UL Korea, Ltd. Confidential
This report shall not be reproduced except in full, without the written approval of UL Korea, Ltd.

HE80 SU mode (MIMO)

LOW CHANNEL HORIZONTAL

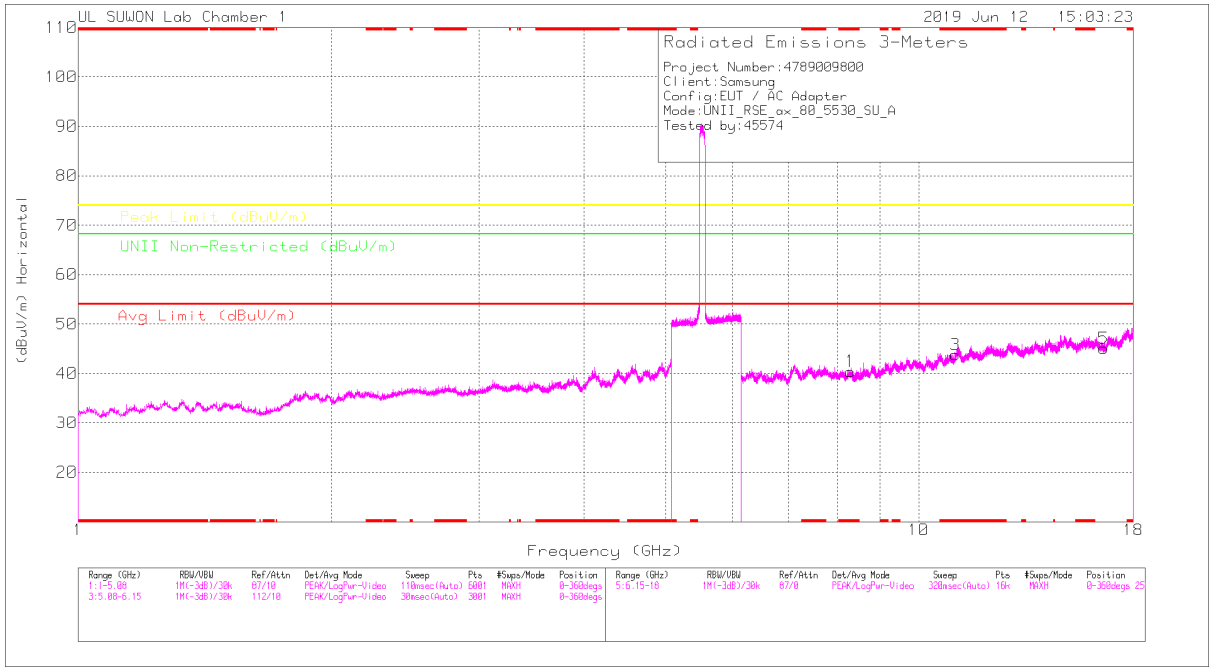

LOW CHANNEL VERTICAL

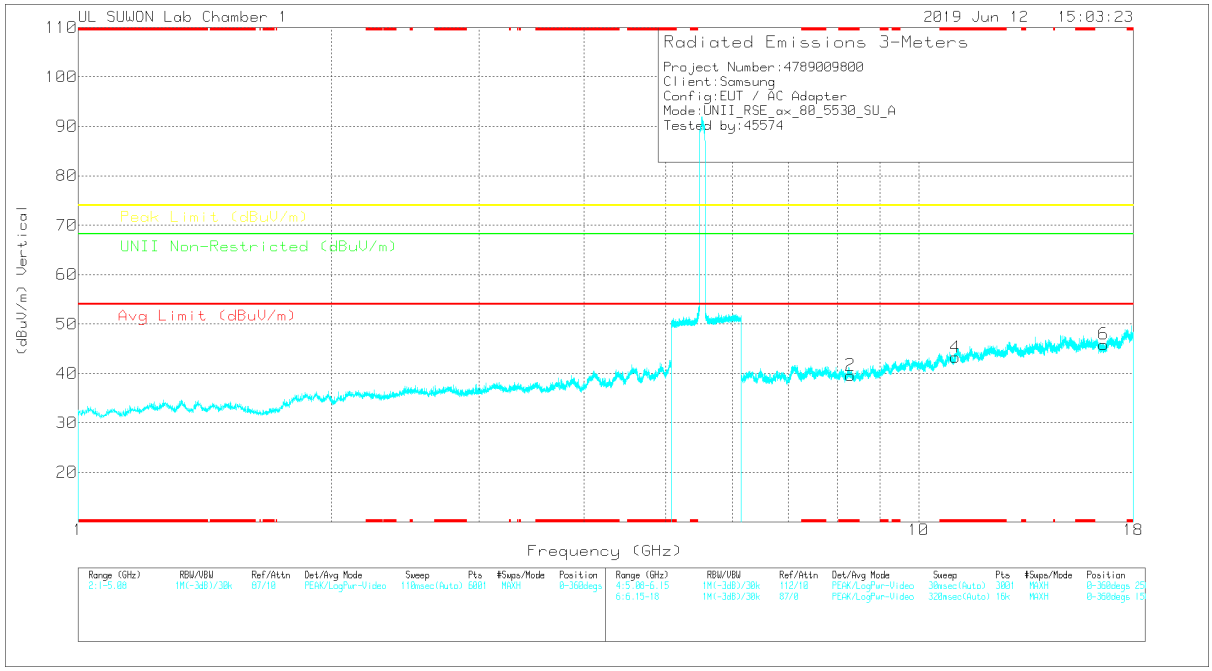

Note: Emission was scanned up to 40GHz; No emissions were detected above the noise floor which was at least 20dB below the specification limit.

UL Korea, Ltd. Suwon Laboratory FORM ID: FCC_15E
218 Maeyeong-ro, Yeongtong-gu, Suwon-si, Gyeonggi-do, 16675 Korea TEL: (031) 337-9902,FAX: (031) 213-5433
UL Korea, Ltd. Confidential
This report shall not be reproduced except in full, without the written approval of UL Korea, Ltd.

LOW CHANNEL DATA

Trace Markers

Marker	Frequency (GHz)	Meter Reading (dBuV)	Det	3117_00168724	6GHz_HP[dB]	DC Corr (dB)	Corrected Reading (dBuV/m)	Avg Limit (dBuV/m)	Margin (dB)	Peak Limit (dBuV/m)	Margin (dB)	UNII Non-Restricted (dBuV/m)	Margin (dB)	Azimuth (Degs)	Height (cm)	Polarity
1	* 8.2962	27.2	PK	36	-22.8	0	40.4	-	-	74	-33.6	-	-	0-360	250	H
3	* 11.06004	26.09	PK	38.2	-20.5	0	43.79	-	-	74	-30.21	-	-	0-360	150	H
5	16.59142	24.18	PK	40.6	-19.7	0	45.08	-	-	-	-	68.2	-23.12	0-360	150	H
2	* 8.29546	26.44	PK	36	-22.8	0	39.64	-	-	74	-34.36	-	-	0-360	250	V
4	* 11.06078	25.6	PK	38.2	-20.5	0	43.3	-	-	74	-30.7	-	-	0-360	250	V
6	16.5892	25	PK	40.6	-19.7	0	45.9	-	-	-	-	68.2	-22.3	0-360	250	V

* - indicates frequency in CFR47 Pt 15 / IC RSS-Restricted Band
PK – Peak detector

Note: Only peak measurement was performed. Because peak measurement result of unwanted emission is less than average limit (54dBuV/m).

UL Korea, Ltd. Confidential
This report shall not be reproduced except in full, without the written approval of UL Korea, Ltd.