HIGH CHANNEL HORIZONTAL

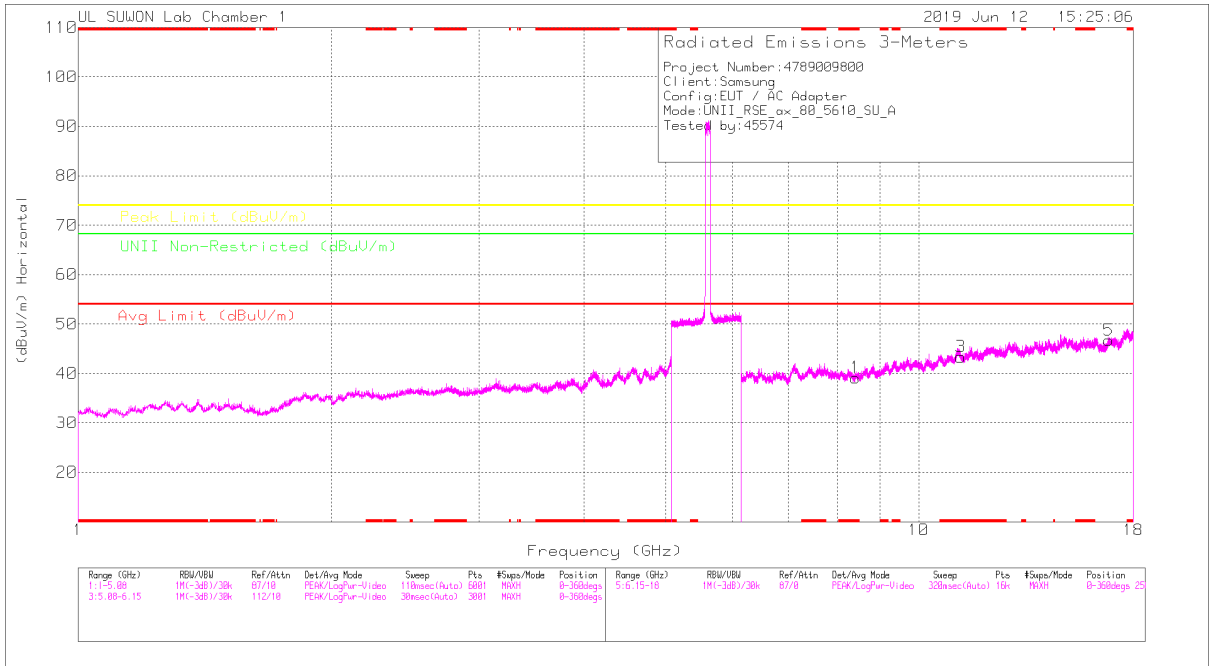

HIGH CHANNEL VERTICAL

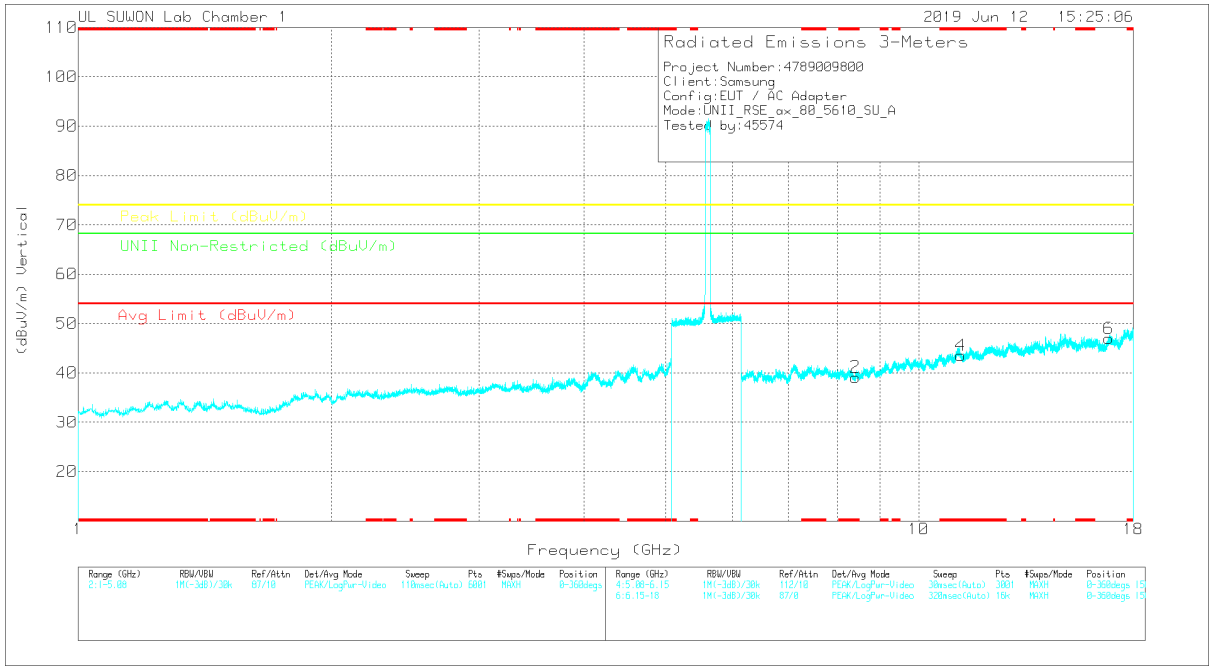

Note: Emission was scanned up to 40GHz; No emissions were detected above the noise floor which was at least 20dB below the specification limit.

UL Korea, Ltd. Confidential
This report shall not be reproduced except in full, without the written approval of UL Korea, Ltd.

HIGH CHANNEL DATA

Trace Markers

Marker	Frequency (GHz)	Meter Reading (dBuV)	Det	3117_00168724	6GHz_HP[dB]	DC Corr (dB)	Corrected Reading (dBuV/m)	Avg Limit (dBuV/m)	Margin (dB)	Peak Limit (dBuV/m)	Margin (dB)	UNII Non-Restricted (dBuV/m)	Margin (dB)	Azimuth (Degs)	Height (cm)	Polarity
1	* 8.41543	26.64	PK	36	-23.5	0	39.14	-	-	74	-34.86	-	-	0-360	150	H
3	* 11.22	25.27	PK	38.3	-20.2	0	43.37	-	-	74	-30.63	-	-	0-360	250	H
5	16.83137	24.23	PK	41.1	-18.6	0	46.73	-	-	-	-	68.2	-21.47	0-360	150	H
2	* 8.41543	26.62	PK	36	-23.5	0	39.12	-	-	74	-34.88	-	-	0-360	250	V
4	* 11.21926	25.45	PK	38.3	-20.2	0	43.55	-	-	74	-30.45	-	-	0-360	150	V
6	16.82915	24.39	PK	41.1	-18.5	0	46.99	-	-	-	-	68.2	-21.21	0-360	250	V

* - indicates frequency in CFR47 Pt 15 / IC RSS-Restricted Band
PK – Peak detector

Note: Only peak measurement was performed. Because peak measurement result of unwanted emission is less than average limit (54dBuV/m).

UL Korea, Ltd. Suwon Laboratory FORM ID: FCC_15E
218 Maeyeong-ro, Yeongtong-gu, Suwon-si, Gyeonggi-do, 16675 Korea TEL: (031) 337-9902,FAX: (031) 213-5433
UL Korea, Ltd. Confidential
This report shall not be reproduced except in full, without the written approval of UL Korea, Ltd.

HE20 RU mode (MIMO / 26T / Low: 4, Mid: 0, High: 8)

LOW CHANNEL HORIZONTAL

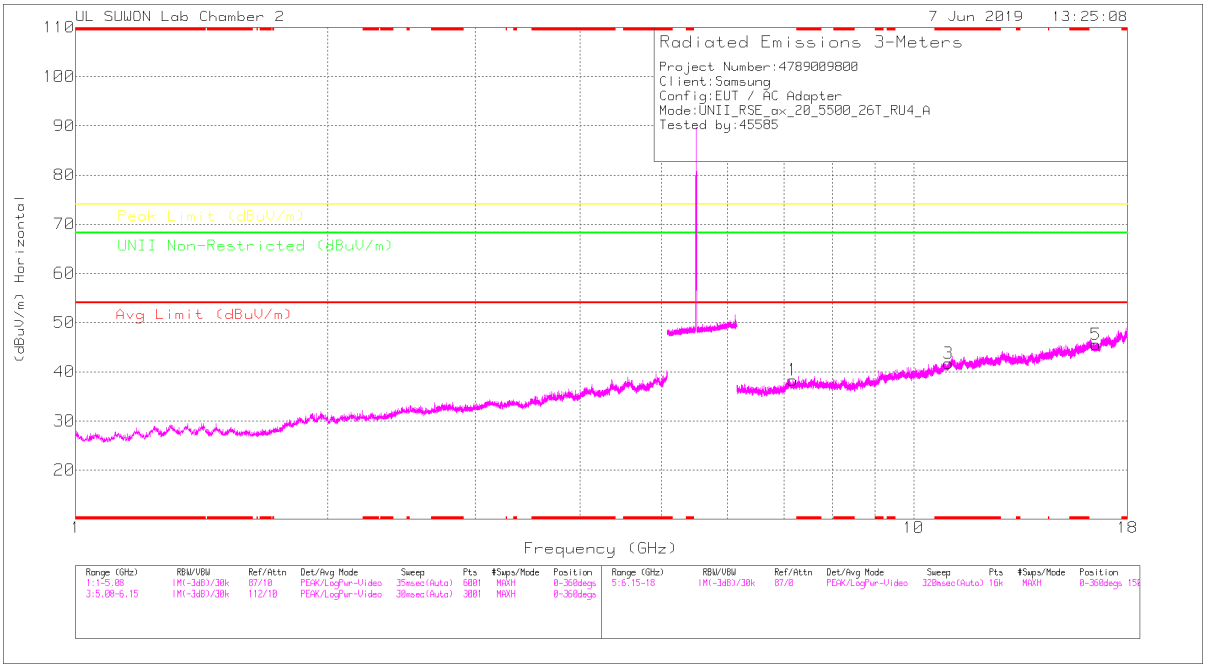

LOW CHANNEL VERTICAL

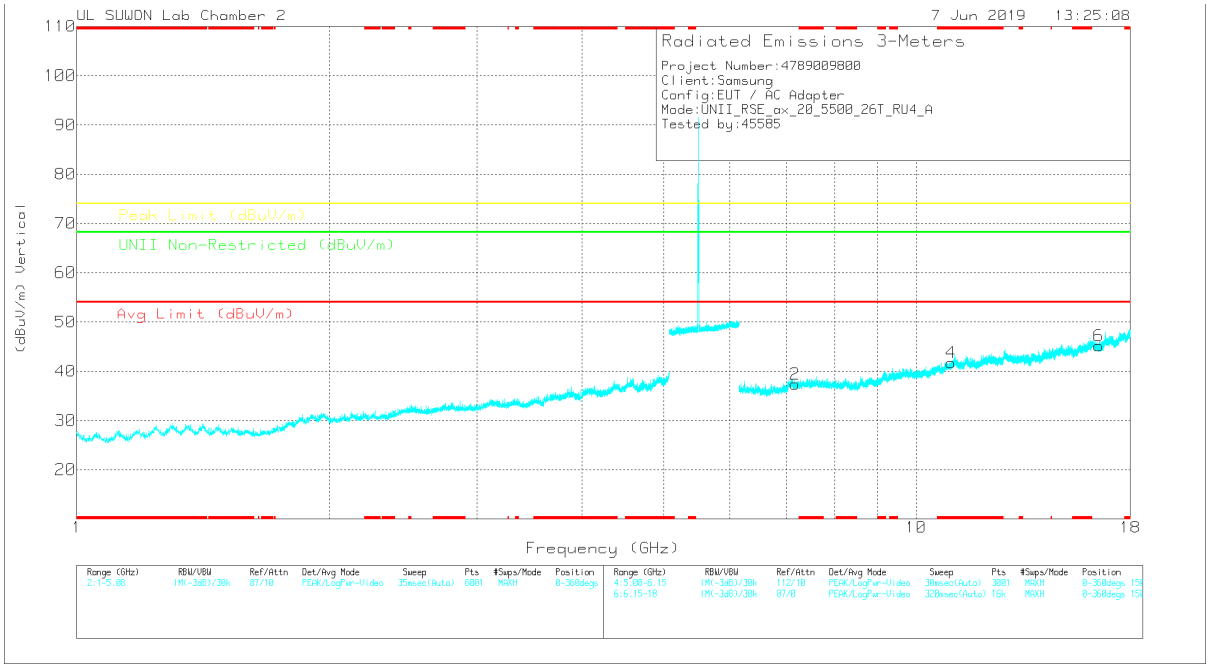

Note: Emission was scanned up to 40GHz; No emissions were detected above the noise floor which was at least 20dB below the specification limit.

UL Korea, Ltd. Suwon Laboratory FORM ID: FCC_15E
218 Maeyeong-ro, Yeongtong-gu, Suwon-si, Gyeonggi-do, 16675 Korea TEL: (031) 337-9902,FAX: (031) 213-5433
UL Korea, Ltd. Confidential
This report shall not be reproduced except in full, without the written approval of UL Korea, Ltd.

LOW CHANNEL DATA

Trace Markers

Marker	Frequency (GHz)	Meter Reading (dBuV)	Det	3117_00168724	6GHz_HP(dB)	DC Corr (dB)	Corrected Reading (dBuV/m)	Avg Limit (dBuV/m)	Margin (dB)	Peak Limit (dBuV/m)	Margin (dB)	UNII Non-Restricted (dBuV/m)	Margin (dB)	Azimuth (Degs)	Height (cm)	Polarity
1	7.172	27.13	PK	36.1	-24.9	0	38.33	-	-	-	-	68.2	-29.87	0-360	150	H
3	* 11.007	24.21	PK	38.1	-20.6	0	41.71	-	-	74	-32.29	-	-	0-360	150	H
5	16.501	24.84	PK	40.5	-19.8	0	45.54	-	-	-	-	68.2	-22.66	0-360	150	H
2	7.172	26.18	PK	36.1	-24.9	0	37.38	-	-	-	-	68.2	-30.82	0-360	150	V
4	* 11.007	24.22	PK	38.1	-20.6	0	41.72	-	-	74	-32.28	-	-	0-360	250	V
6	16.505	24.55	PK	40.5	-19.9	0	45.15	-	-	-	-	68.2	-23.05	0-360	150	V

* - indicates frequency in CFR47 Pt 15 / IC RSS-Restricted Band
PK – Peak detector

Note: Only peak measurement was performed. Because peak measurement result of unwanted emission is less than average limit (54dBuV/m).

UL Korea, Ltd. Confidential
This report shall not be reproduced except in full, without the written approval of UL Korea, Ltd.

MID CHANNEL HORIZONTAL

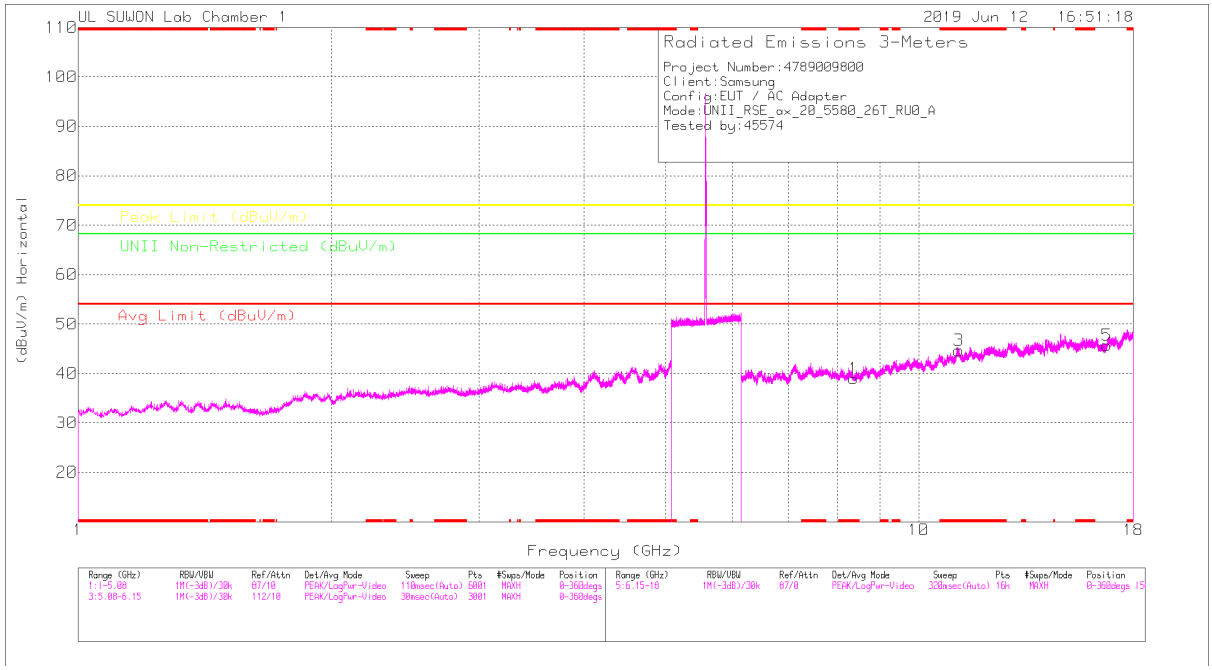

MID CHANNEL VERTICAL

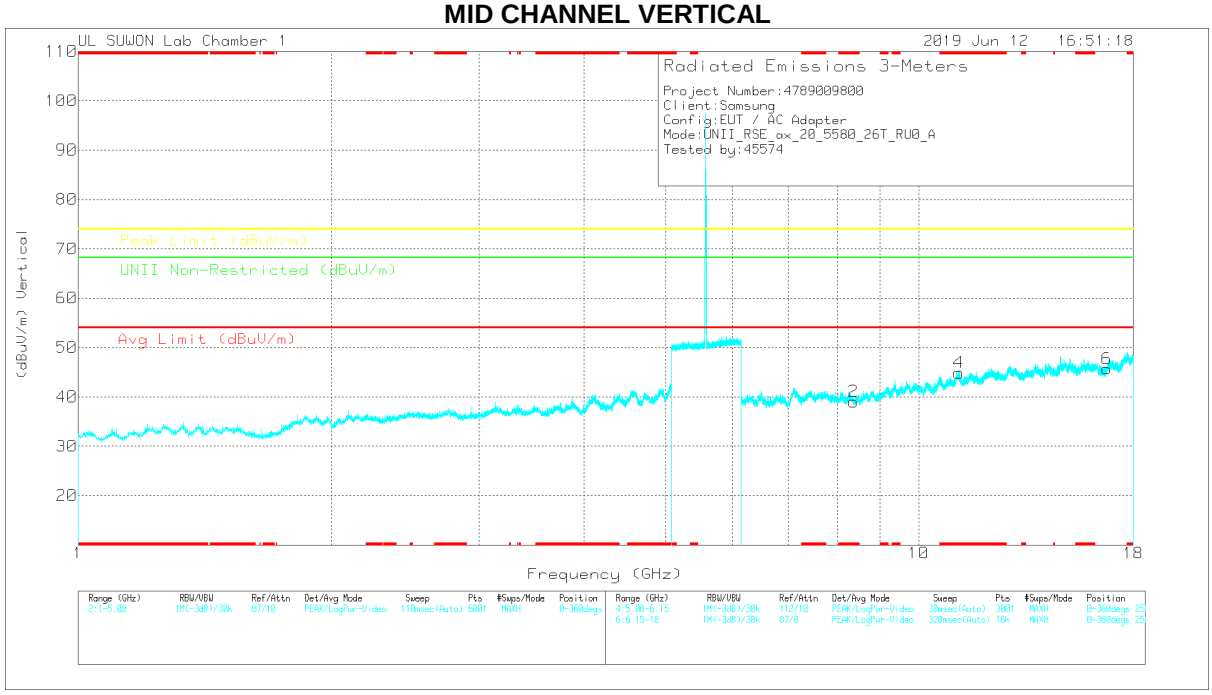

Note: Emission was scanned up to 40GHz; No emissions were detected above the noise floor which was at least 20dB below the specification limit.

UL Korea, Ltd. Confidential
This report shall not be reproduced except in full, without the written approval of UL Korea, Ltd.

MID CHANNEL DATA

Trace Markers

Marker	Frequency (GHz)	Meter Reading (dBuV)	Det	3117_00168724	6GHz_HP[dB]	DC Corr (dB)	Corrected Reading (dBuV/m)	Avg Limit (dBuV/m)	Margin (dB)	Peak Limit (dBuV/m)	Margin (dB)	UNII Non-Restricted (dBuV/m)	Margin (dB)	Azimuth (Degs)	Height (cm)	Polarity
1	* 8.371	26.75	PK	36	-23.8	0	38.95	-	-	74	-35.05	-	-	0-360	150	H
3	* 11.16372	25.94	PK	38.2	-19.5	0	44.64	-	-	74	-29.36	-	-	0-360	150	H
5	16.74176	24	PK	40.9	-19.2	0	45.7	-	-	-	-	68.2	-22.5	0-360	250	H
2	* 8.371	26.84	PK	36	-23.8	0	39.04	-	-	74	-34.96	-	-	0-360	250	V
4	* 11.16224	26.3	PK	38.2	-19.6	0	44.9	-	-	74	-29.1	-	-	0-360	150	V
6	16.74028	23.98	PK	40.9	-19.2	0	45.68	-	-	-	-	68.2	-22.52	0-360	150	V

* - indicates frequency in CFR47 Pt 15 / IC RSS-Restricted Band
PK – Peak detector

Note: Only peak measurement was performed. Because peak measurement result of unwanted emission is less than average limit (54dBuV/m).

UL Korea, Ltd. Suwon Laboratory FORM ID: FCC_15E
218 Maeyeong-ro, Yeongtong-gu, Suwon-si, Gyeonggi-do, 16675 Korea TEL: (031) 337-9902,FAX: (031) 213-5433
UL Korea, Ltd. Confidential
This report shall not be reproduced except in full, without the written approval of UL Korea, Ltd.

HIGH CHANNEL HORIZONTAL

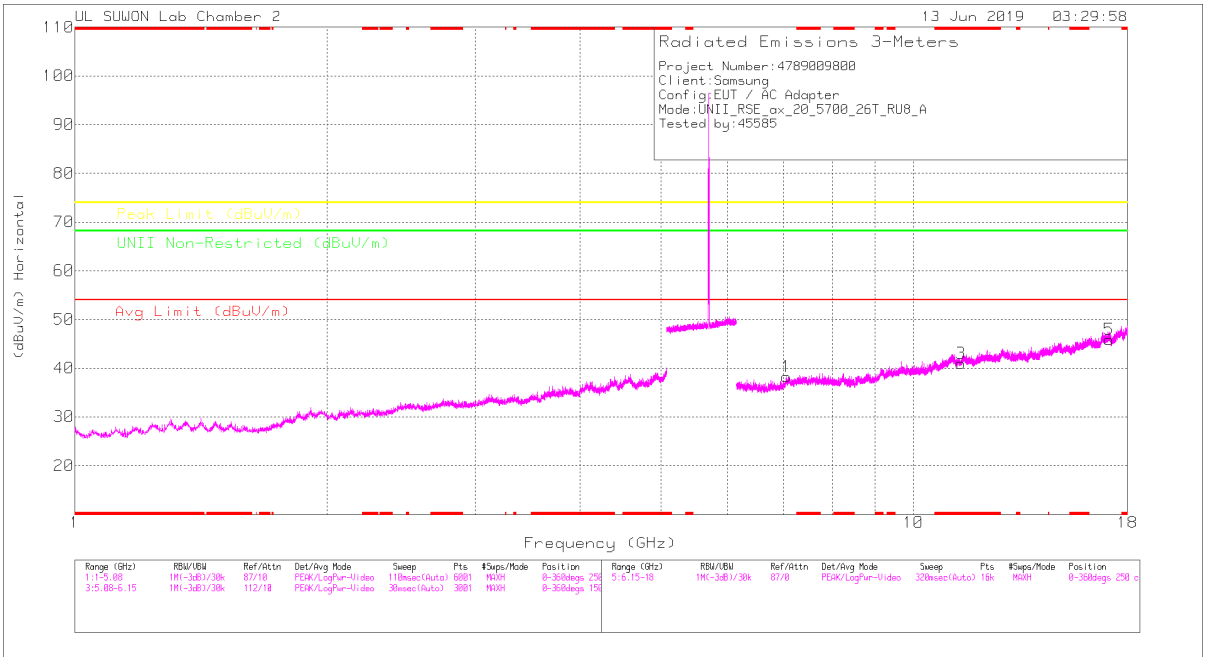

HIGH CHANNEL VERTICAL

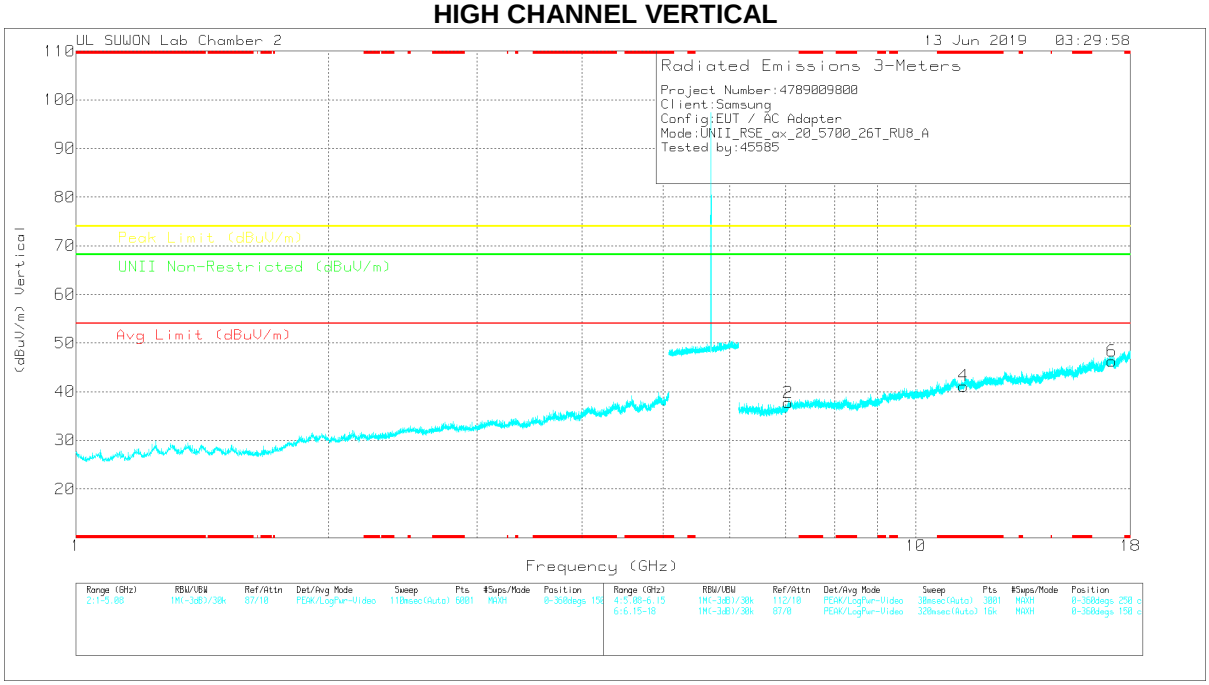

Note: Emission was scanned up to 40GHz; No emissions were detected above the noise floor which was at least 20dB below the specification limit.

UL Korea, Ltd. Suwon Laboratory FORM ID: FCC_15E
218 Maeyeong-ro, Yeongtong-gu, Suwon-si, Gyeonggi-do, 16675 Korea TEL: (031) 337-9902,FAX: (031) 213-5433
UL Korea, Ltd. Confidential
This report shall not be reproduced except in full, without the written approval of UL Korea, Ltd.

HIGH CHANNEL DATA

Trace Markers

Marker	Frequency (GHz)	Meter Reading (dBuV)	Det	3117_00168724	6GHz_HP(dB)	DC Corr (dB)	Corrected Reading (dBuV/m)	Avg Limit (dBuV/m)	Margin (dB)	Peak Limit (dBuV/m)	Margin (dB)	UNII Non-Restricted (dBuV/m)	Margin (dB)	Azimuth (Degs)	Height (cm)	Polarity
1	7.059	26.78	PK	35.9	-24.4	0	38.28	-	-	-	-	68.2	-29.92	0-360	250	H
3	* 11.401	22.88	PK	38.3	-20.2	0	40.98	-	-	74	-33.02	-	-	0-360	150	H
5	17.1	23.23	PK	41.3	-18.7	0	45.83	-	-	-	-	68.2	-22.37	0-360	250	H
2	7.047	26.53	PK	35.9	-24.7	0	37.73	-	-	-	-	68.2	-30.47	0-360	150	V
4	* 11.4	23.07	PK	38.3	-20.2	0	41.17	-	-	74	-32.83	-	-	0-360	250	V
6	17.1	23.71	PK	41.3	-18.7	0	46.31	-	-	-	-	68.2	-21.89	0-360	150	V

* - indicates frequency in CFR47 Pt 15 / IC RSS-Restricted Band
PK – Peak detector

Note: Only peak measurement was performed. Because peak measurement result of unwanted emission is less than average limit (54dBuV/m).

UL Korea, Ltd. Suwon Laboratory FORM ID: FCC_15E
218 Maeyeong-ro, Yeongtong-gu, Suwon-si, Gyeonggi-do, 16675 Korea TEL: (031) 337-9902,FAX: (031) 213-5433
UL Korea, Ltd. Confidential
This report shall not be reproduced except in full, without the written approval of UL Korea, Ltd.

HE40 RU mode (MIMO / 26T / Low: 0, Mid: 9, High: 0)

LOW CHANNEL HORIZONTAL

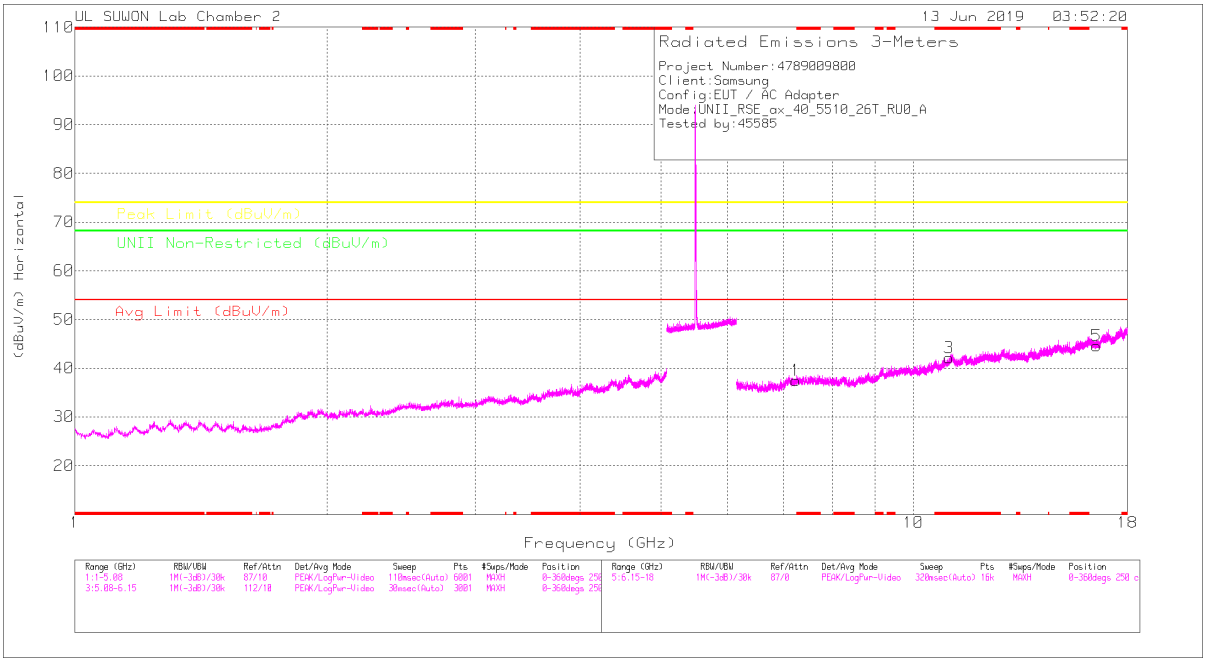

LOW CHANNEL VERTICAL

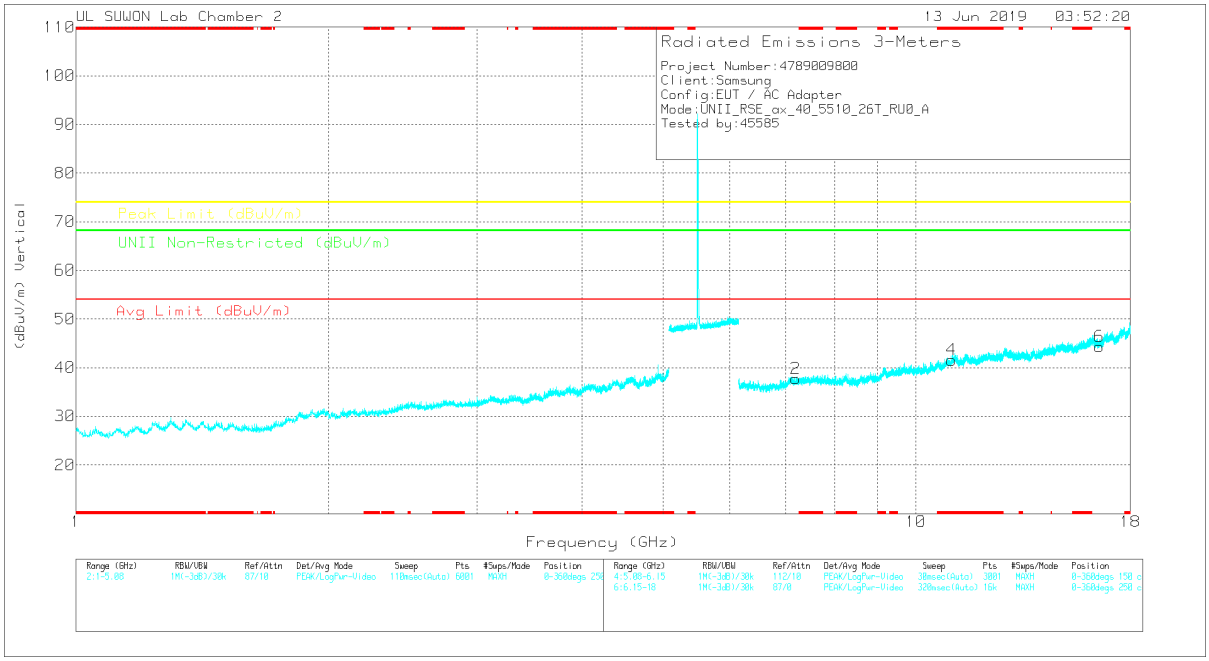

Note: Emission was scanned up to 40GHz; No emissions were detected above the noise floor which was at least 20dB below the specification limit.

UL Korea, Ltd. Confidential
This report shall not be reproduced except in full, without the written approval of UL Korea, Ltd.

LOW CHANNEL DATA

Trace Markers

Marker	Frequency (GHz)	Meter Reading (dBuV)	Det	3117_00168724	6GHz_HP(dB)	DC Corr (dB)	Corrected Reading (dBuV/m)	Avg Limit (dBuV/m)	Margin (dB)	Peak Limit (dBuV/m)	Margin (dB)	UNII Non-Restricted (dBuV/m)	Margin (dB)	Azimuth (Degs)	Height (cm)	Polarity
1	7.242	26.71	PK	36.1	-25.3	0	37.51	-	-	-	-	68.2	-30.69	0-360	150	H
3	* 11.022	24.65	PK	38.1	-20.6	0	42.15	-	-	74	-31.85	-	-	0-360	250	H
5	16.53	23.84	PK	40.5	-19.8	0	44.54	-	-	-	-	68.2	-23.66	0-360	150	H
2	7.195	26.96	PK	36.1	-25.3	0	37.76	-	-	-	-	68.2	-30.44	0-360	250	V
4	* 11.022	24.06	PK	38.1	-20.6	0	41.56	-	-	74	-32.44	-	-	0-360	250	V
6	16.53	23.6	PK	40.5	-19.8	0	44.3	-	-	-	-	68.2	-23.9	0-360	250	V

* - indicates frequency in CFR47 Pt 15 / IC RSS-Restricted Band
PK – Peak detector

Note: Only peak measurement was performed. Because peak measurement result of unwanted emission is less than average limit (54dBuV/m).

UL Korea, Ltd. Confidential
This report shall not be reproduced except in full, without the written approval of UL Korea, Ltd.

MID CHANNEL HORIZONTAL

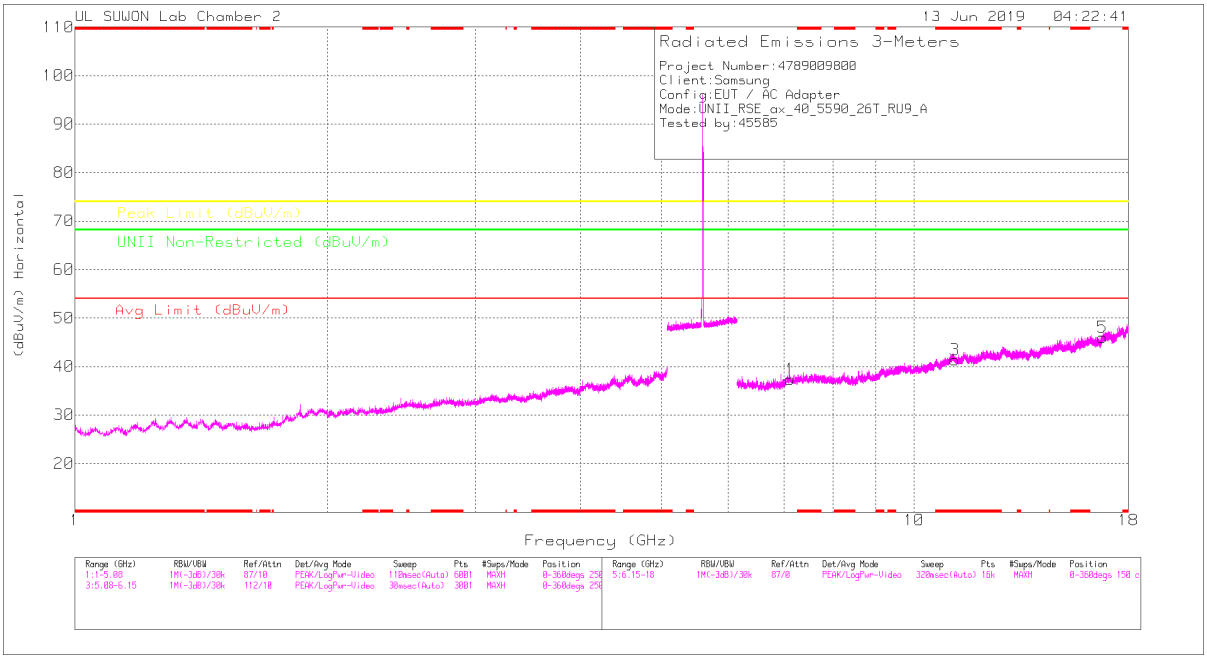

MID CHANNEL VERTICAL

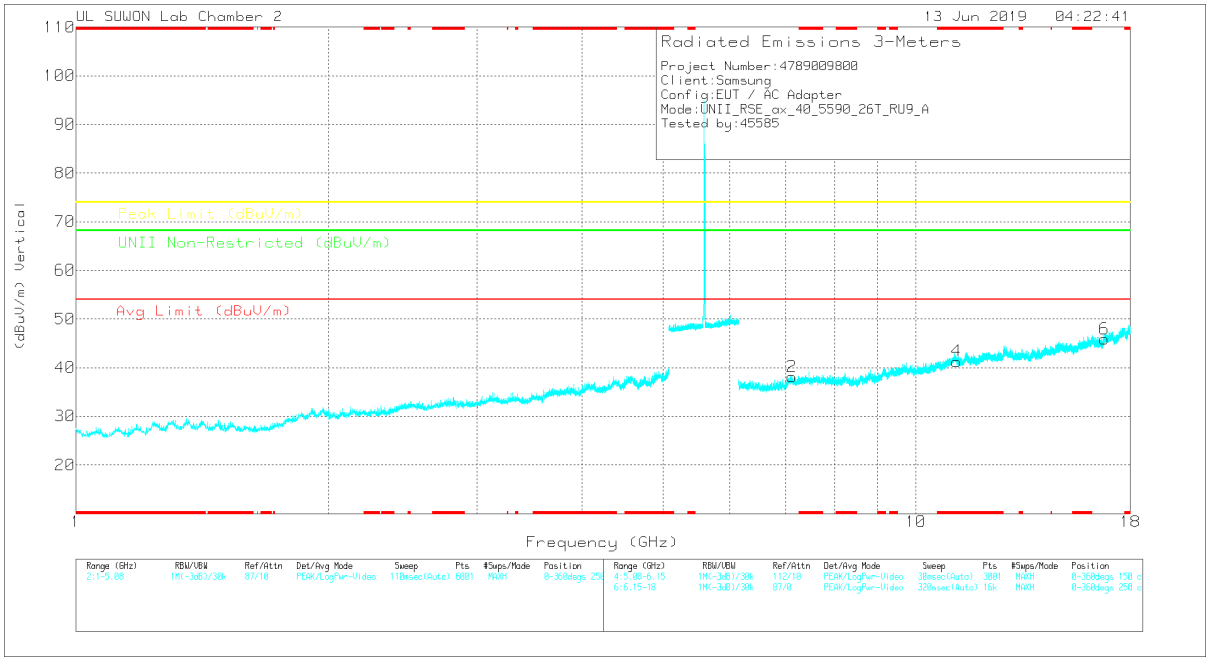

Note: Emission was scanned up to 40GHz; No emissions were detected above the noise floor which was at least 20dB below the specification limit.

UL Korea, Ltd. Confidential
This report shall not be reproduced except in full, without the written approval of UL Korea, Ltd.

MID CHANNEL DATA

Trace Markers

Marker	Frequency (GHz)	Meter Reading (dBuV)	Det	3117_00168724	6GHz_HP[dB]	DC Corr (dB)	Corrected Reading (dBuV/m)	Avg Limit (dBuV/m)	Margin (dB)	Peak Limit (dBuV/m)	Margin (dB)	UNII Non-Restricted (dBuV/m)	Margin (dB)	Azimuth (Degs)	Height (cm)	Polarity
1	7.121	25.16	PK	36	-23.8	0	37.36	-	-	-	-	68.2	-30.84	0-360	250	H
3	* 11.182	22.92	PK	38.2	-19.7	0	41.42	-	-	74	-32.58	-	-	0-360	250	H
5	16.771	23.82	PK	41	-18.8	0	46.02	-	-	-	-	68.2	-22.18	0-360	250	H
2	7.122	25.98	PK	36	-23.8	0	38.18	-	-	-	-	68.2	-30.02	0-360	250	V
4	* 11.182	22.8	PK	38.2	-19.7	0	41.3	-	-	74	-32.7	-	-	0-360	250	V
6	16.77	23.74	PK	41	-18.8	0	45.94	-	-	-	-	68.2	-22.26	0-360	150	V

* - indicates frequency in CFR47 Pt 15 / IC RSS-Restricted Band
PK – Peak detector

Note: Only peak measurement was performed. Because peak measurement result of unwanted emission is less than average limit (54dBuV/m).

UL Korea, Ltd. Suwon Laboratory FORM ID: FCC_15E
218 Maeyeong-ro, Yeongtong-gu, Suwon-si, Gyeonggi-do, 16675 Korea TEL: (031) 337-9902,FAX: (031) 213-5433
UL Korea, Ltd. Confidential
This report shall not be reproduced except in full, without the written approval of UL Korea, Ltd.

HIGH CHANNEL HORIZONTAL

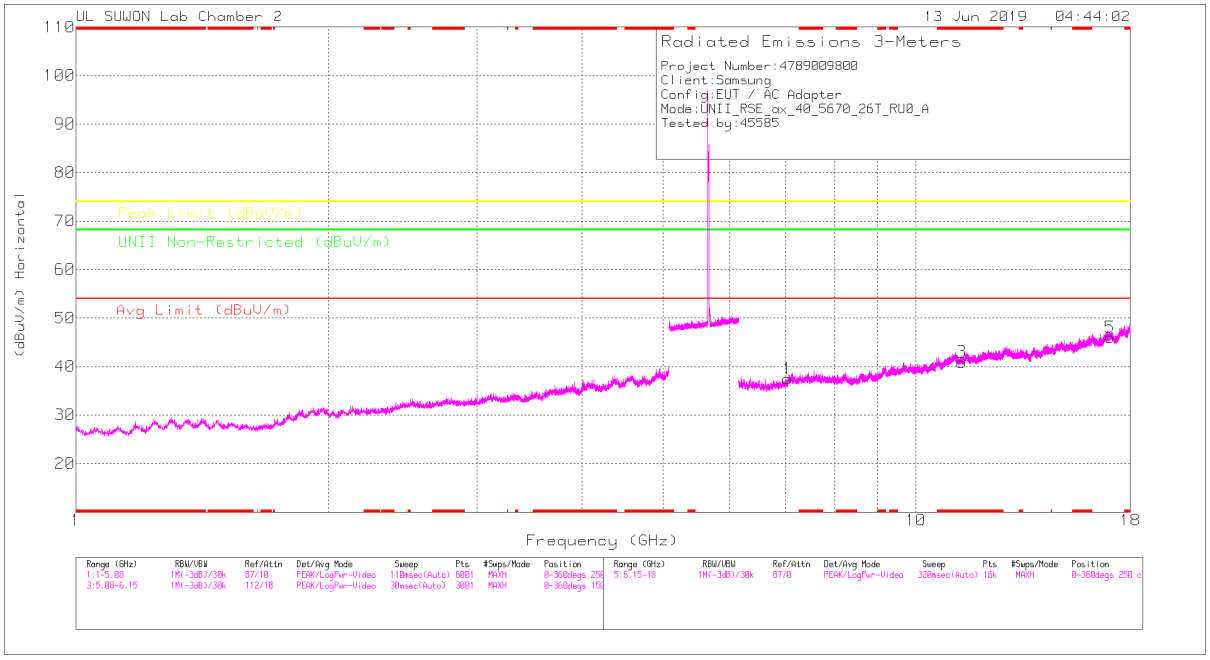

HIGH CHANNEL VERTICAL

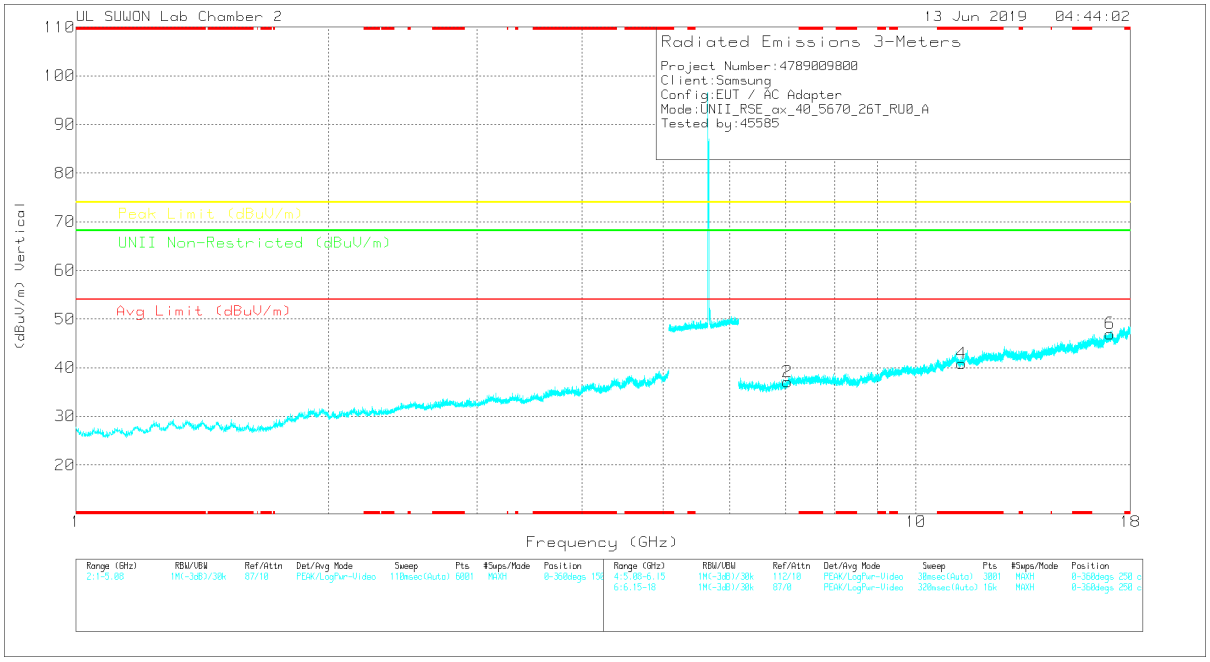

Note: Emission was scanned up to 40GHz; No emissions were detected above the noise floor which was at least 20dB below the specification limit.

UL Korea, Ltd. Confidential
This report shall not be reproduced except in full, without the written approval of UL Korea, Ltd.

HIGH CHANNEL DATA

Trace Markers

Marker	Frequency (GHz)	Meter Reading (dBuV)	Det	3117_00168724	6GHz_HP(dB)	DC Corr (dB)	Corrected Reading (dBuV/m)	Avg Limit (dBuV/m)	Margin (dB)	Peak Limit (dBuV/m)	Margin (dB)	UNII Non-Restricted (dBuV/m)	Margin (dB)	Azimuth (Degs)	Height (cm)	Polarity
1	7.031	26.68	PK	35.9	-25.1	0	37.48	-	-	-	-	68.2	-30.72	0-360	150	H
3	* 11.341	22.91	PK	38.3	-20.3	0	40.91	-	-	74	-33.09	-	-	0-360	250	H
5	17.011	23.41	PK	41.3	-18.7	0	46.01	-	-	-	-	68.2	-22.19	0-360	250	H
2	7.033	26.24	PK	35.9	-25.1	0	37.04	-	-	-	-	68.2	-31.16	0-360	250	V
4	* 11.341	22.82	PK	38.3	-20.3	0	40.82	-	-	74	-33.18	-	-	0-360	250	V
6	17.011	24.39	PK	41.3	-18.7	0	46.99	-	-	-	-	68.2	-21.21	0-360	150	V

* - indicates frequency in CFR47 Pt 15 / IC RSS-Restricted Band
PK – Peak detector

Note: Only peak measurement was performed. Because peak measurement result of unwanted emission is less than average limit (54dBuV/m).

UL Korea, Ltd. Suwon Laboratory FORM ID: FCC_15E
218 Maeyeong-ro, Yeongtong-gu, Suwon-si, Gyeonggi-do, 16675 Korea TEL: (031) 337-9902,FAX: (031) 213-5433
UL Korea, Ltd. Confidential
This report shall not be reproduced except in full, without the written approval of UL Korea, Ltd.

HE80 RU mode (MIMO / 26T / Low: 0, High: 18)

LOW CHANNEL HORIZONTAL

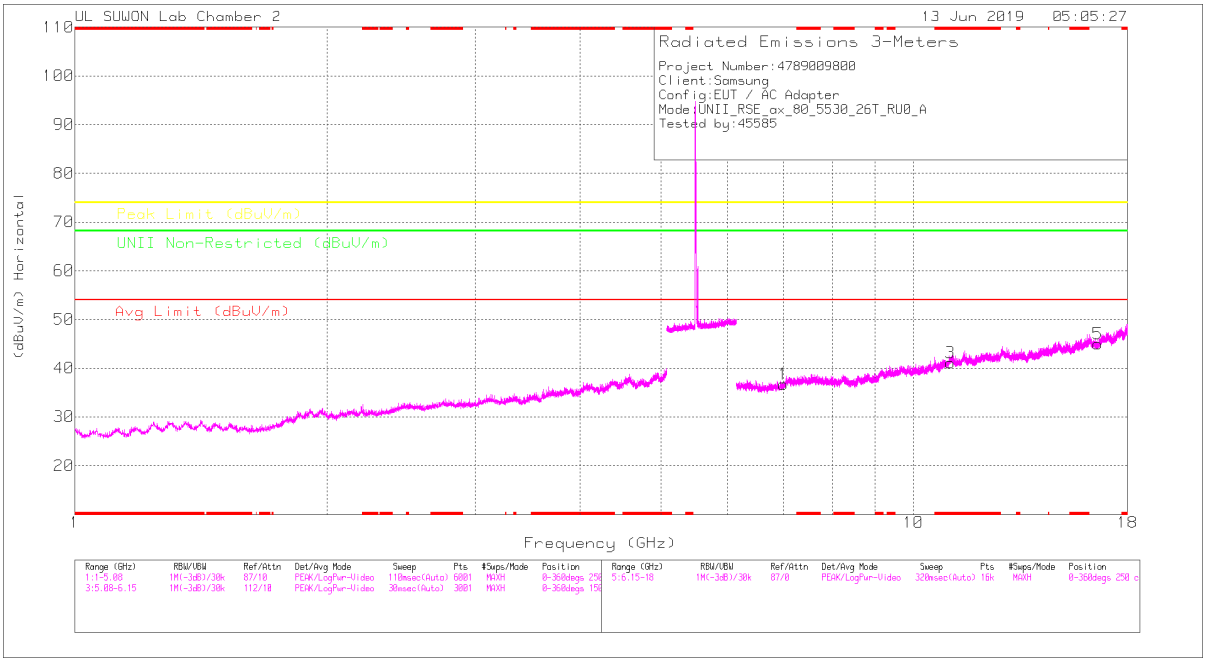

LOW CHANNEL VERTICAL

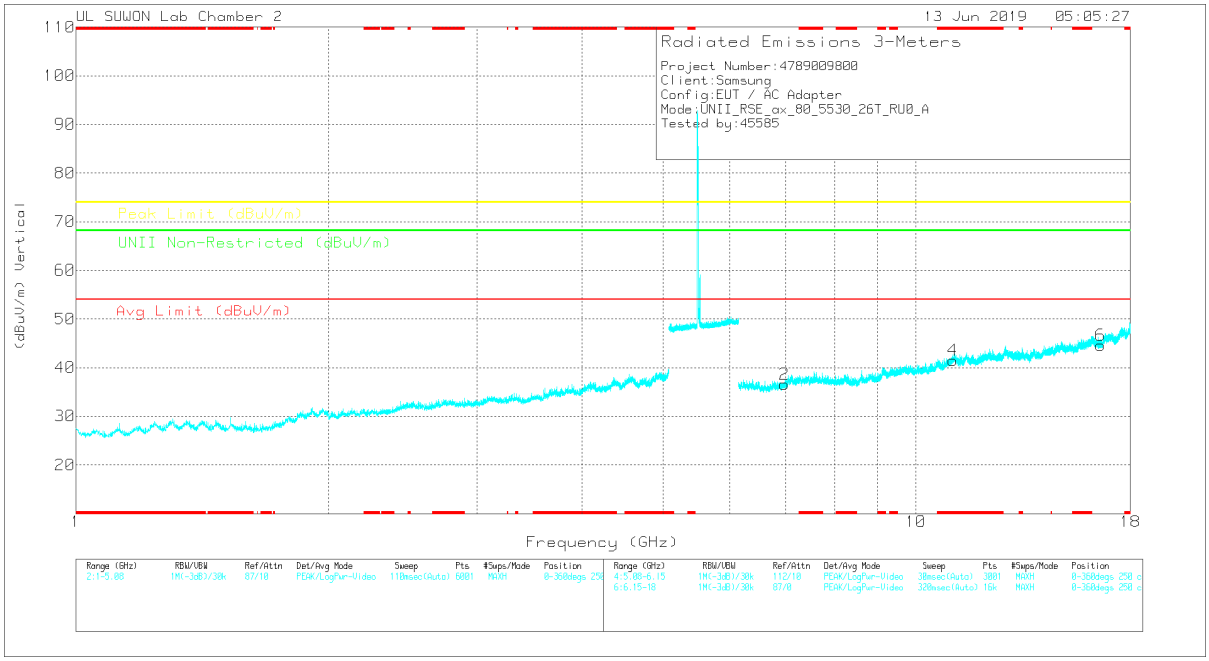

Note: Emission was scanned up to 40GHz; No emissions were detected above the noise floor which was at least 20dB below the specification limit.

UL Korea, Ltd. Confidential
This report shall not be reproduced except in full, without the written approval of UL Korea, Ltd.

LOW CHANNEL DATA

Trace Markers

Marker	Frequency (GHz)	Meter Reading (dBuV)	Det	3117_00168724	6GHz_HP(dB)	DC Corr (dB)	Corrected Reading (dBuV/m)	Avg Limit (dBuV/m)	Margin (dB)	Peak Limit (dBuV/m)	Margin (dB)	UNII Non-Restricted (dBuV/m)	Margin (dB)	Azimuth (Degs)	Height (cm)	Polarity
1	6.999	26.65	PK	35.8	-25.7	0	36.75	-	-	-	-	68.2	-31.45	0-360	150	H
3	* 11.061	23.41	PK	38.2	-20.5	0	41.11	-	-	74	-32.89	-	-	0-360	250	H
5	16.591	24.14	PK	40.6	-19.8	0	44.94	-	-	-	-	68.2	-23.26	0-360	250	H
2	6.975	26.44	PK	35.8	-25.7	0	36.54	-	-	-	-	68.2	-31.66	0-360	250	V
4	* 11.061	23.79	PK	38.2	-20.5	0	41.49	-	-	74	-32.51	-	-	0-360	150	V
6	16.591	23.83	PK	40.6	-19.8	0	44.63	-	-	-	-	68.2	-23.57	0-360	250	V

* - indicates frequency in CFR47 Pt 15 / IC RSS-Restricted Band
PK – Peak detector

Note: Only peak measurement was performed. Because peak measurement result of unwanted emission is less than average limit (54dBuV/m).

UL Korea, Ltd. Confidential
This report shall not be reproduced except in full, without the written approval of UL Korea, Ltd.

HIGH CHANNEL HORIZONTAL

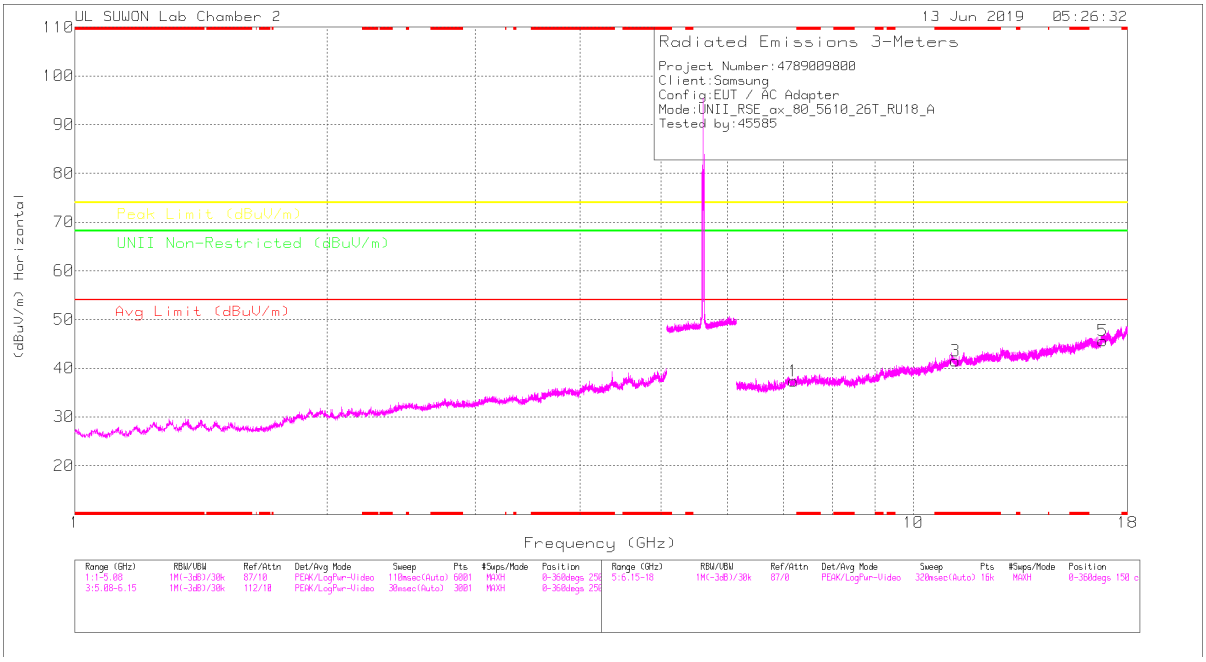

HIGH CHANNEL VERTICAL

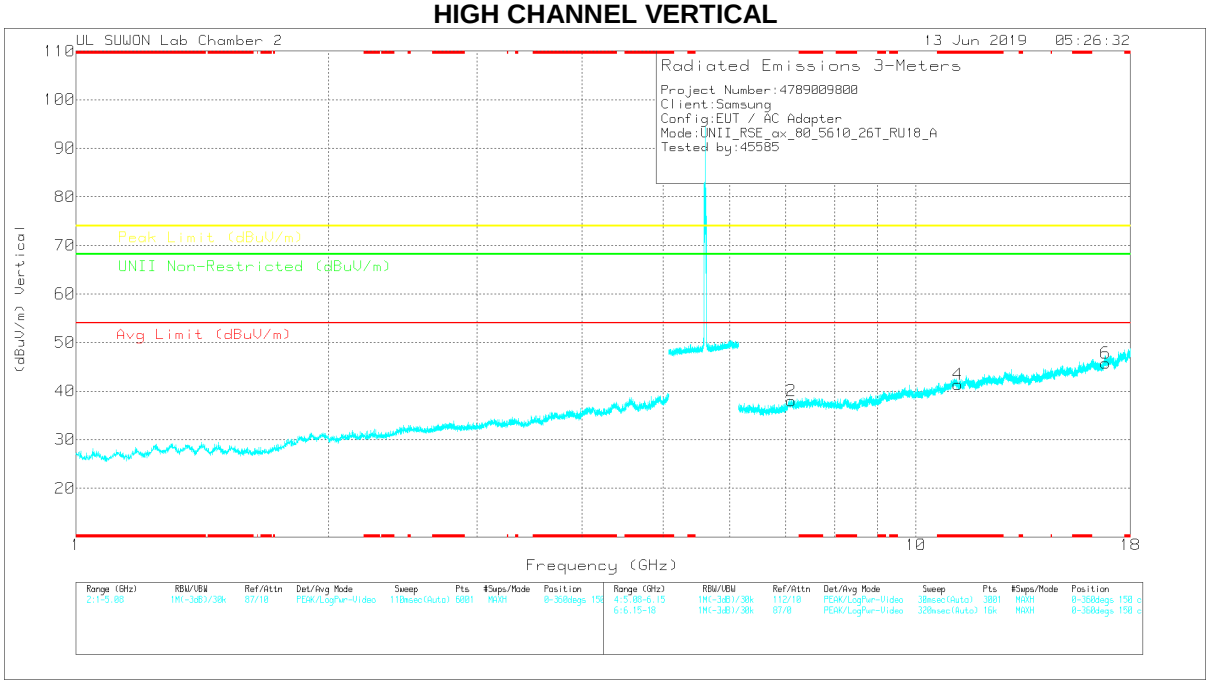

Note: Emission was scanned up to 40GHz; No emissions were detected above the noise floor which was at least 20dB below the specification limit.

UL Korea, Ltd. Confidential
This report shall not be reproduced except in full, without the written approval of UL Korea, Ltd.

HIGH CHANNEL DATA

Trace Markers

Marker	Frequency (GHz)	Meter Reading (dBuV)	Det	3117_00168724	6GHz_HP(dB)	DC Corr (dB)	Corrected Reading (dBuV/m)	Avg Limit (dBuV/m)	Margin (dB)	Peak Limit (dBuV/m)	Margin (dB)	UNII Non-Restricted (dBuV/m)	Margin (dB)	Azimuth (Degs)	Height (cm)	Polarity
1	7.194	26.6	PK	36.1	-25.3	0	37.4	-	-	-	-	68.2	-30.8	0-360	150	H
3	* 11.222	23.55	PK	38.3	-20.3	0	41.55	-	-	74	-32.45	-	-	0-360	250	H
5	16.831	23.08	PK	41.1	-18.5	0	45.68	-	-	-	-	68.2	-22.52	0-360	150	H
2	7.109	25.68	PK	36	-23.7	0	37.98	-	-	-	-	68.2	-30.22	0-360	150	V
4	* 11.221	23.27	PK	38.3	-20.2	0	41.37	-	-	74	-32.63	-	-	0-360	150	V
6	16.831	23.17	PK	41.1	-18.5	0	45.77	-	-	-	-	68.2	-22.43	0-360	250	V

* - indicates frequency in CFR47 Pt 15 / IC RSS-Restricted Band
PK – Peak detector

Note: Only peak measurement was performed. Because peak measurement result of unwanted emission is less than average limit (54dBuV/m).

UL Korea, Ltd. Suwon Laboratory FORM ID: FCC_15E
218 Maeyeong-ro, Yeongtong-gu, Suwon-si, Gyeonggi-do, 16675 Korea TEL: (031) 337-9902,FAX: (031) 213-5433
UL Korea, Ltd. Confidential
This report shall not be reproduced except in full, without the written approval of UL Korea, Ltd.

11.8. 5.8 GHz_2Tx (MIMO)

11.8.1.TX ABOVE 1GHz 802.11ax MODE IN THE 5.8GHz BAND BANDEDGE (LOW CHANNEL)

HE20 SU mode (MIMO)

HORIZONTAL PEAK PLOT

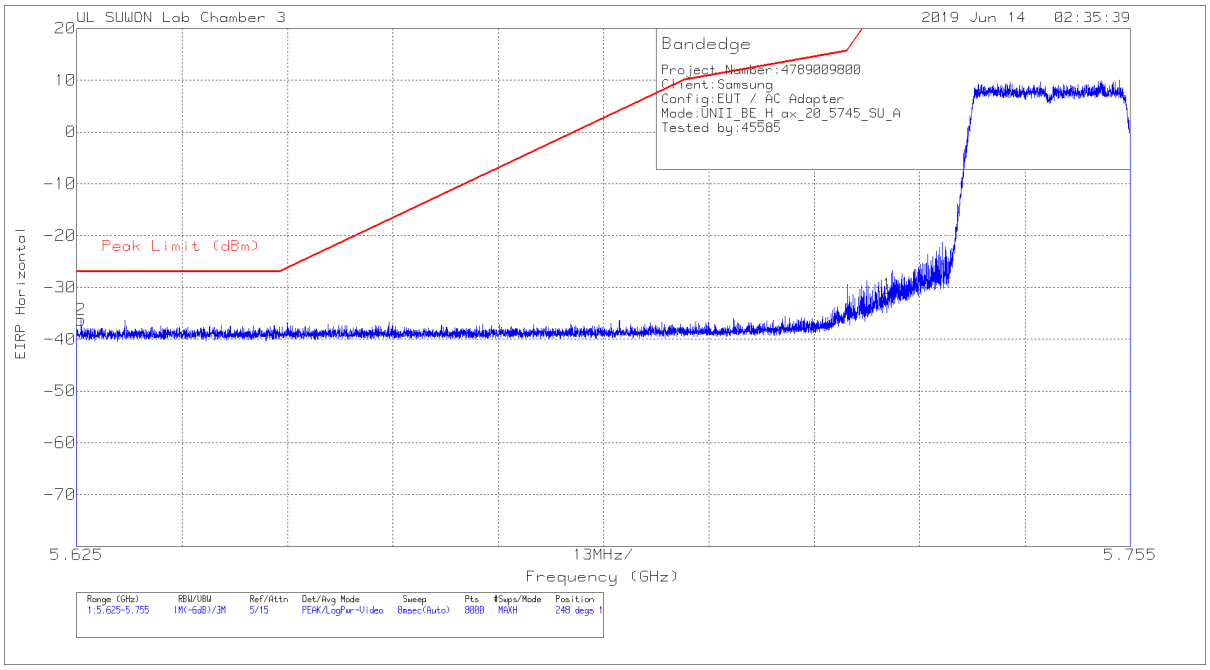

HORIZONTAL DATA

Trace Markers

Marker	Frequency (GHz)	Meter Reading (dBm)	Det	3117_00205959	10dB[dB]	Conversion Factor (dB)	DC Corr (dB)	Corrected Reading EIRP	Peak Limit (dBm)	PK Margin (dB)	Azimuth (Degs)	Height (cm)	Polarity
1	5.725	-60.06	Pk	34.8	-17.9	11.8	0	-31.36	27	-58.36	248	110	H
2	5.626	-64.46	Pk	34.7	-18.3	11.8	0	-36.26	-27	-9.26	248	110	H

Pk - Peak detector

UL Korea, Ltd. Confidential
This report shall not be reproduced except in full, without the written approval of UL Korea, Ltd.

VERTICAL PEAK PLOT

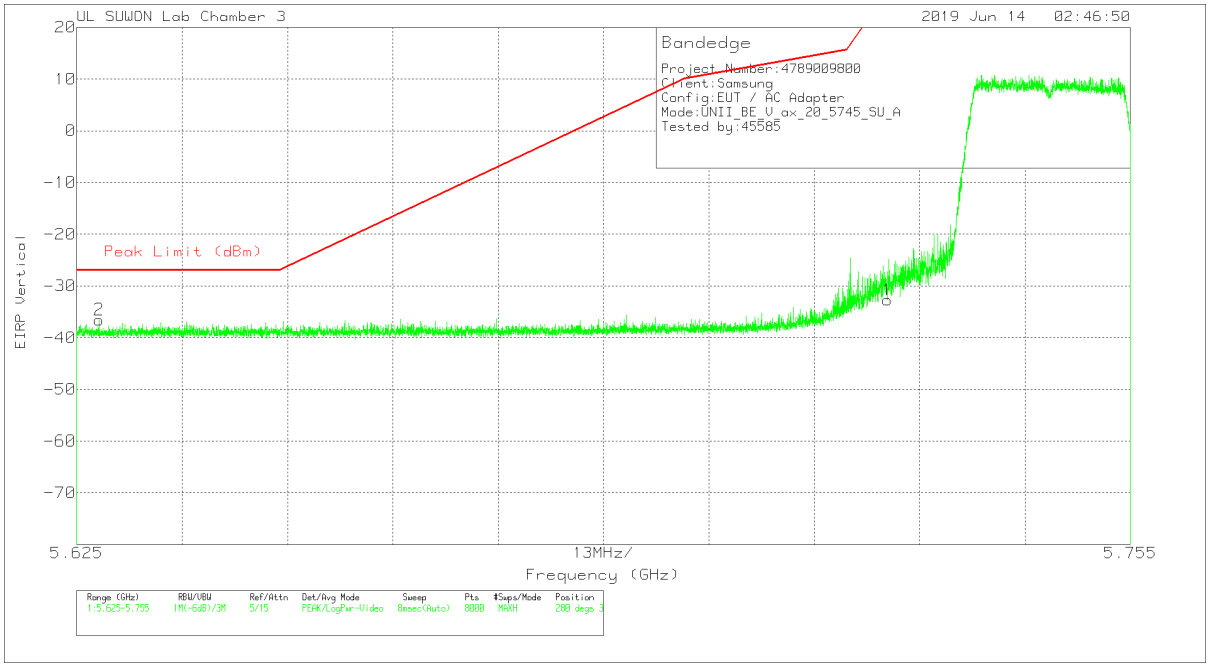

VERTICAL DATA

Trace Markers

Marker	Frequency (GHz)	Meter Reading (dBm)	Det	3117_002059 59	10dB[dB]	Conversion Factor (dB)	DC Corr (dB)	Corrected Reading EIRP	Peak Limit (dBm)	PK Margin (dB)	Azimuth (Degs)	Height (cm)	Polarity
1	5.725	-61.44	Pk	34.8	-17.9	11.8	0	-32.74	27	-59.74	280	302	V
2	5.628	-64.74	Pk	34.7	-18.3	11.8	0	-36.54	-27	-9.54	280	302	V

Pk - Peak detector

UL Korea, Ltd. Confidential
This report shall not be reproduced except in full, without the written approval of UL Korea, Ltd.

HE40 SU mode (MIMO)

HORIZONTAL PEAK PLOT

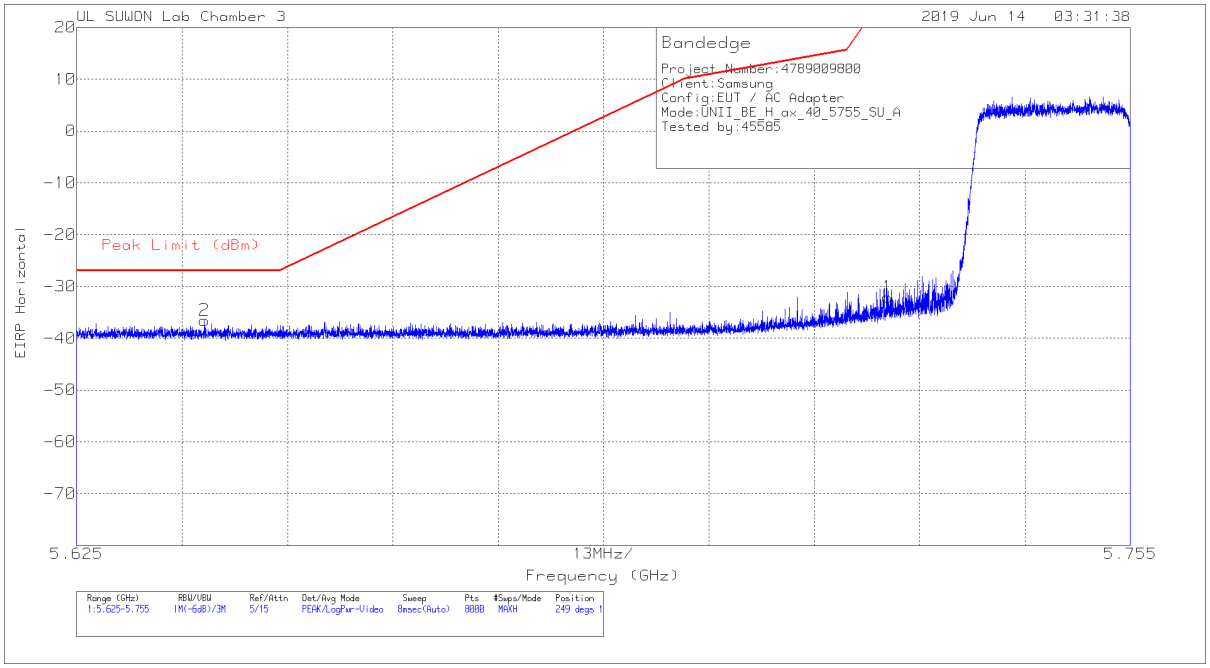

HORIZONTAL DATA

Trace Markers

Marker	Frequency (GHz)	Meter Reading (dBm)	Det	3117_002059 59	10dB[dB]	Conversion Factor (dB)	DC Corr (dB)	Corrected Reading EIRP	Peak Limit (dBm)	PK Margin (dB)	Azimuth (Degs)	Height (cm)	Polarity
1	5.725	-60.76	Pk	34.8	-17.9	11.8	0	-32.06	27	-59.06	249	114	H
2	5.641	-64.75	Pk	34.7	-18.3	11.8	0	-36.55	-27	-9.55	249	114	H

Pk - Peak detector

UL Korea, Ltd. Suwon Laboratory FORM ID: FCC_15E
218 Maeyeong-ro, Yeongtong-gu, Suwon-si, Gyeonggi-do, 16675 Korea TEL: (031) 337-9902,FAX: (031) 213-5433
UL Korea, Ltd. Confidential
This report shall not be reproduced except in full, without the written approval of UL Korea, Ltd.

VERTICAL PEAK PLOT

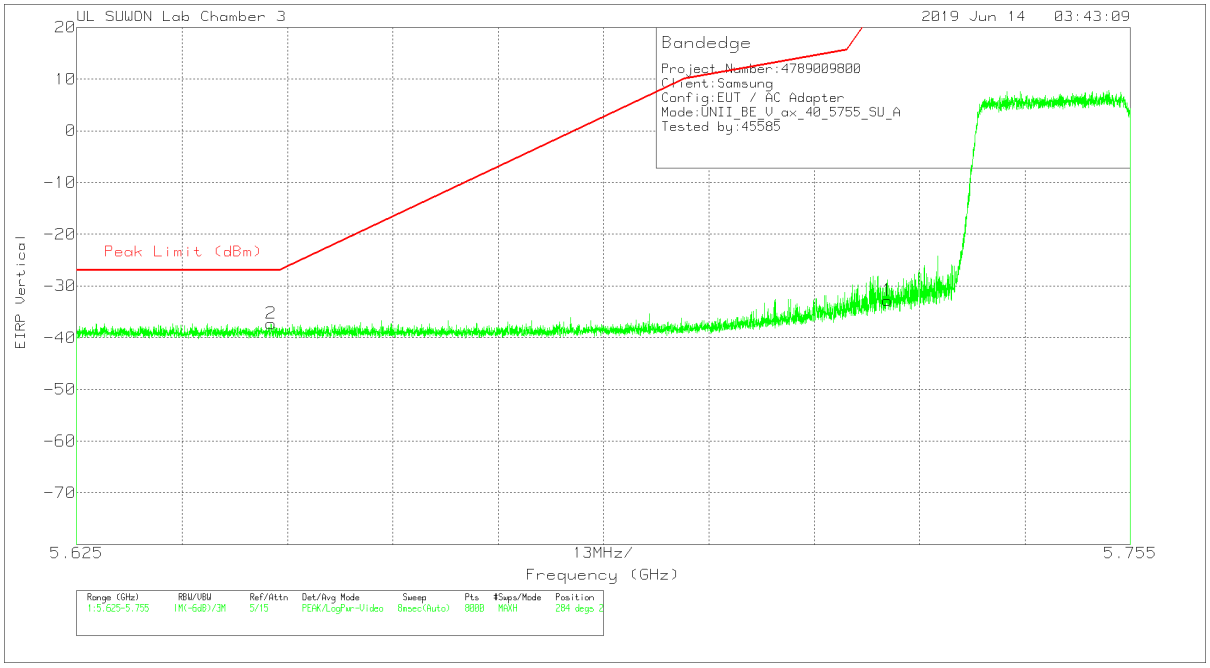

VERTICAL DATA

Trace Markers

Marker	Frequency (GHz)	Meter Reading (dBm)	Det	3117_002059 59	10dB[dB]	Conversion Factor (dB)	DC Corr (dB)	Corrected Reading EIRP	Peak Limit (dBm)	PK Margin (dB)	Azimuth (Degs)	Height (cm)	Polarity
1	5.725	-61.47	Pk	34.8	-17.9	11.8	0	-32.77	27	-59.77	284	219	V
2	5.649	-65.55	Pk	34.7	-18.2	11.8	0	-37.25	-27	-10.25	284	219	V

Pk - Peak detector

UL Korea, Ltd. Confidential
This report shall not be reproduced except in full, without the written approval of UL Korea, Ltd.

HE80 SU mode (MIMO)

HORIZONTAL PEAK PLOT

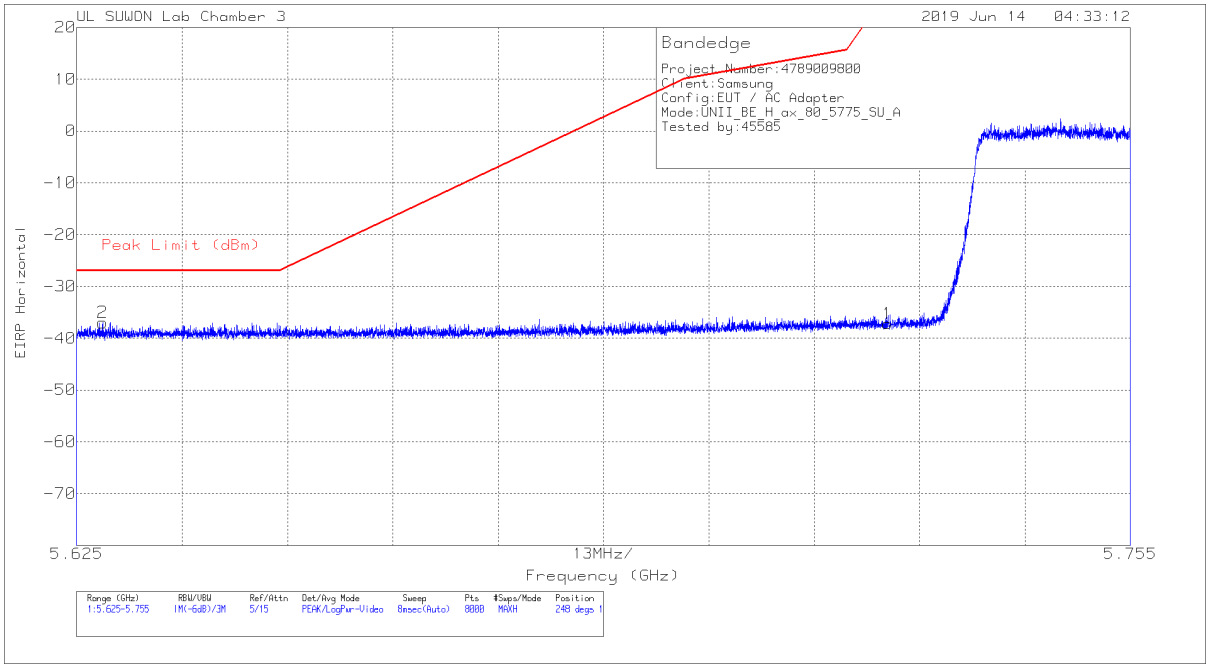

HORIZONTAL DATA

Trace Markers

Marker	Frequency (GHz)	Meter Reading (dBm)	Det	3117_002059 59	10dB[dB]	Conversion Factor (dB)	DC Corr (dB)	Corrected Reading EIRP	Peak Limit (dBm)	PK Margin (dB)	Azimuth (Degs)	Height (cm)	Polarity
1	5.725	-65.88	Pk	34.8	-17.9	11.8	0	-37.18	27	-64.18	248	114	H
2	5.628	-65.19	Pk	34.7	-18.3	11.8	0	-36.99	-27	-9.99	248	114	H

Pk - Peak detector

UL Korea, Ltd. Confidential
This report shall not be reproduced except in full, without the written approval of UL Korea, Ltd.

VERTICAL PEAK PLOT

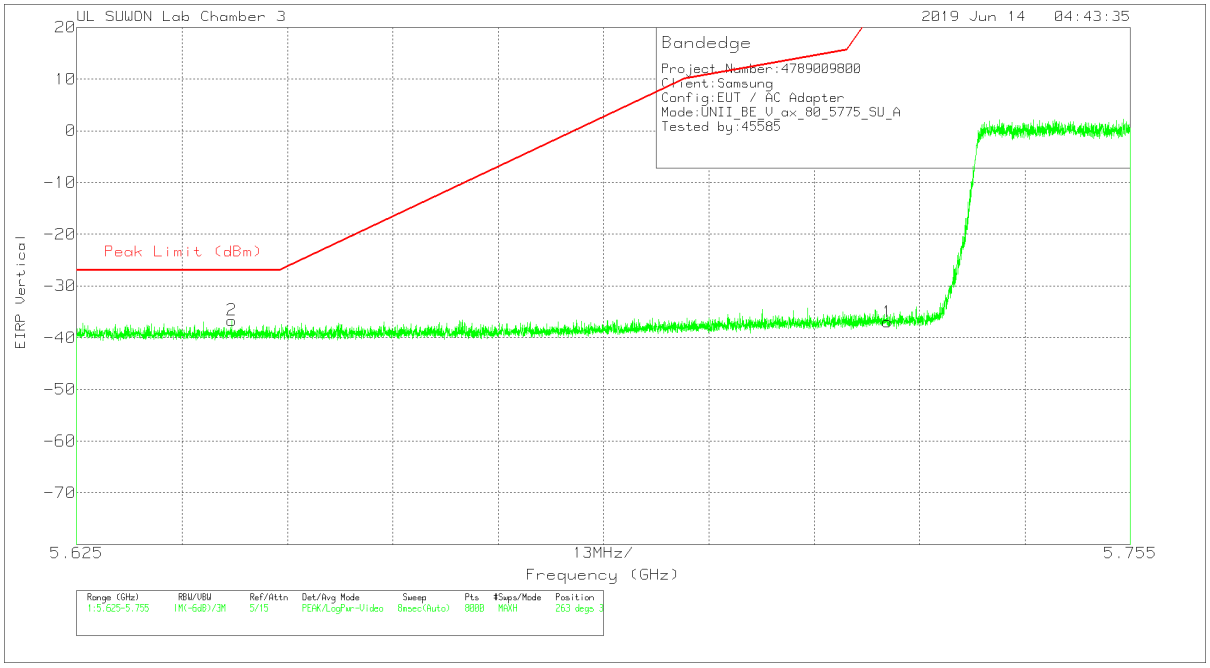

VERTICAL DATA

Trace Markers

Marker	Frequency (GHz)	Meter Reading (dBm)	Det	3117_002059 59	10dB[dB]	Conversion Factor (dB)	DC Corr (dB)	Corrected Reading EIRP	Peak Limit (dBm)	PK Margin (dB)	Azimuth (Degs)	Height (cm)	Polarity
1	5.725	-65.65	Pk	34.8	-17.9	11.8	0	-36.95	27	-63.95	263	302	V
2	5.644	-64.95	Pk	34.7	-18.2	11.8	0	-36.65	-27	-9.65	263	302	V

* - indicates frequency in CFR47 Pt 15 / IC RSS-Restricted Band
Pk - Peak detector
RMS - RMS detection

UL Korea, Ltd. Confidential
This report shall not be reproduced except in full, without the written approval of UL Korea, Ltd.

484T RU mode (MIMO / HE80 / RU offset 65)

HORIZONTAL PEAK PLOT

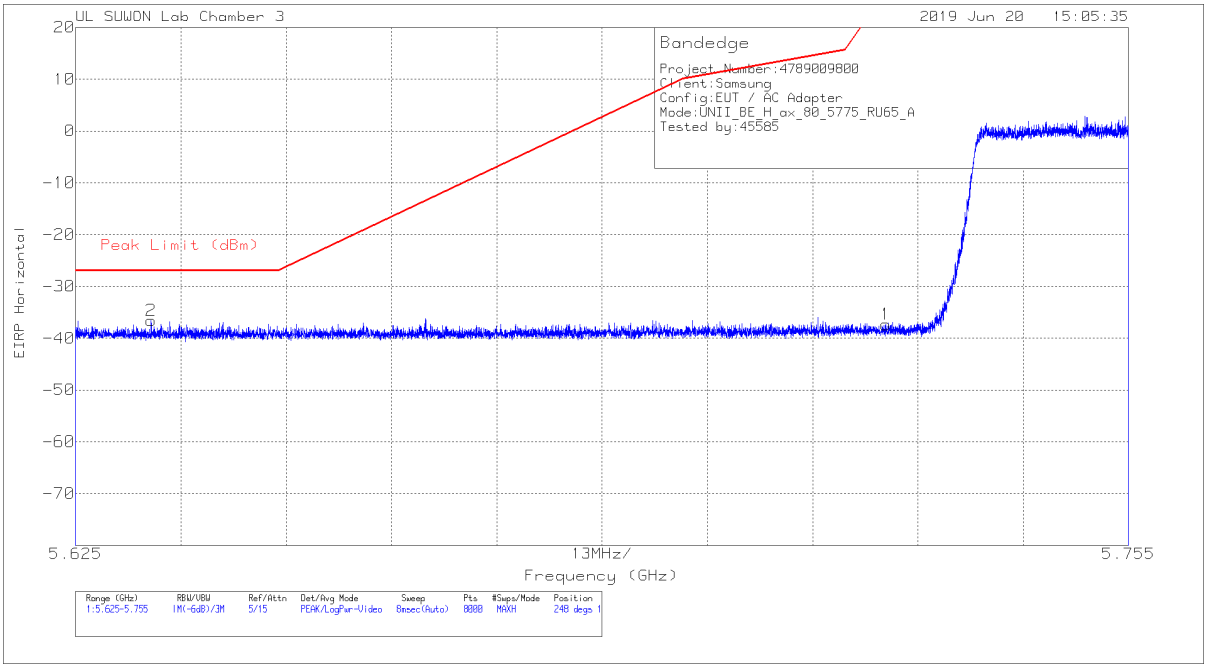

HORIZONTAL DATA

Trace Markers

Marker	Frequency (GHz)	Meter Reading (dBm)	Det	3117_002059 59	10dB[dB]	Conversion Factor (dB)	DC Corr (dB)	Corrected Reading EIRP	Peak Limit (dBm)	PK Margin (dB)	Azimuth (Degs)	Height (cm)	Polarity
1	5.725	-66.06	Pk	34.8	-17.9	11.8	0	-37.36	27	-64.36	248	104	H
2	5.634	-64.8	Pk	34.7	-18.3	11.8	0	-36.6	-27	-9.6	248	104	H

Pk - Peak detector

UL Korea, Ltd. Suwon Laboratory FORM ID: FCC_15E
218 Maeyeong-ro, Yeongtong-gu, Suwon-si, Gyeonggi-do, 16675 Korea TEL: (031) 337-9902,FAX: (031) 213-5433
UL Korea, Ltd. Confidential
This report shall not be reproduced except in full, without the written approval of UL Korea, Ltd.

VERTICAL PEAK PLOT

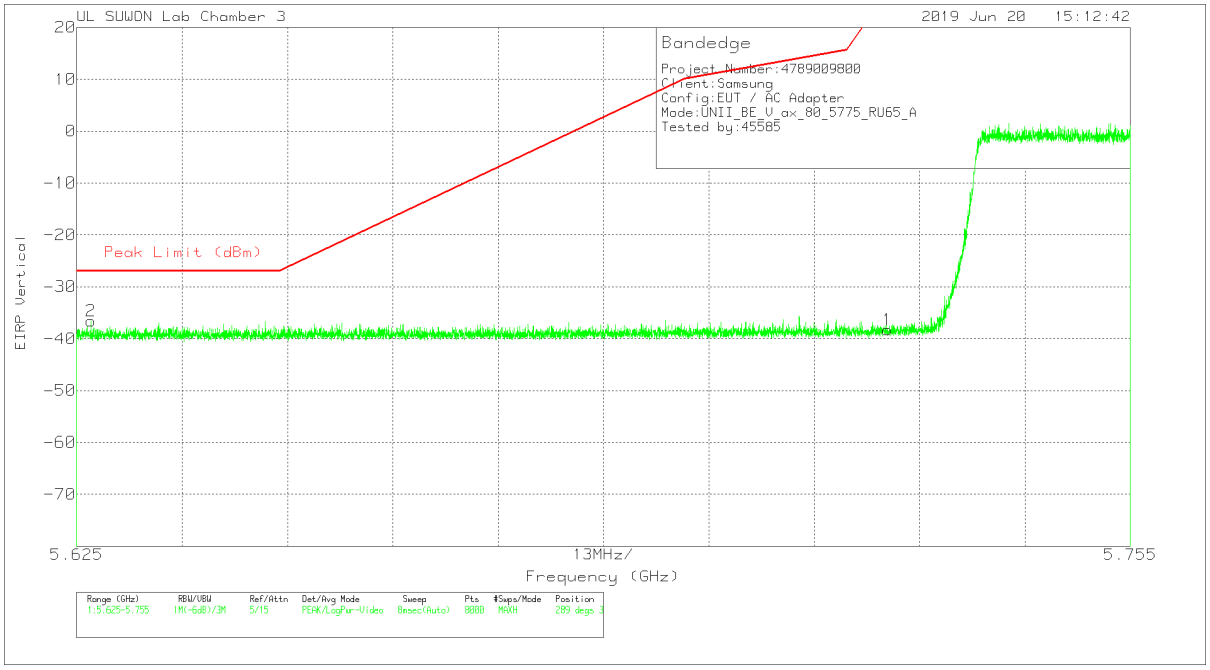

VERTICAL DATA

Trace Markers

Marker	Frequency(GHz)	Meter Reading (dBm)	Det	3117_00205959	10dB[dB]	Conversion Factor (dB)	DC Corr (dB)	Corrected Reading EIRP	Peak Limit (dBm)	PK Margin (dB)	Azimuth (Degs)	Height (cm)	Polarity
1	5.725	-67	Pk	34.8	-17.9	11.8	0	-38.3	27	-65.3	289	302	V
2	5.627	-64.8	Pk	34.7	-18.3	11.8	0	-36.6	-27	-9.6	289	302	V

Pk - Peak detector

UL Korea, Ltd. Confidential
This report shall not be reproduced except in full, without the written approval of UL Korea, Ltd.

242T RU mode (MIMO / HE80 / RU offset 61)

HORIZONTAL PEAK PLOT

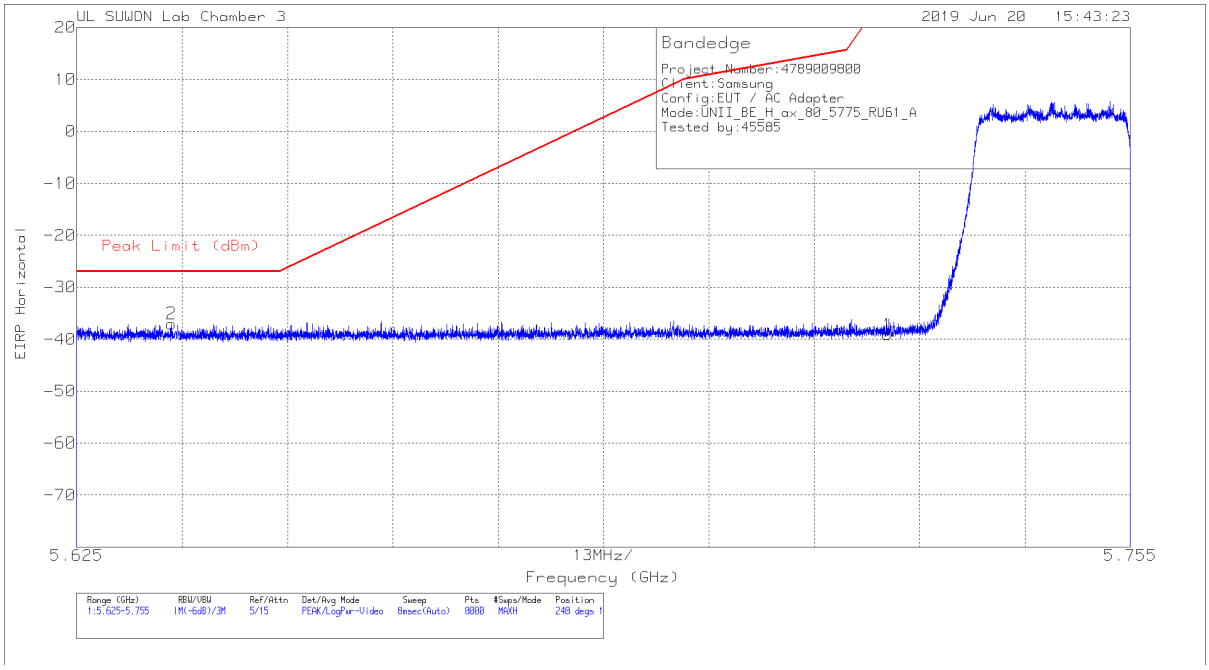

HORIZONTAL DATA

Trace Markers

Marker	Frequency (GHz)	Meter Reading (dBm)	Det	3117_002059 59	10dB[dB]	Conversion Factor (dB)	DC Corr (dB)	Corrected Reading EIRP	Peak Limit (dBm)	PK Margin (dB)	Azimuth (Degs)	Height (cm)	Polarity
1	5.725	-67.87	Pk	34.8	-17.9	11.8	0	-39.17	27	-66.17	248	104	H
2	5.637	-65.34	Pk	34.7	-18.2	11.8	0	-37.04	-27	-10.04	248	104	H

Pk - Peak detector

UL Korea, Ltd. Confidential
This report shall not be reproduced except in full, without the written approval of UL Korea, Ltd.

VERTICAL PEAK PLOT

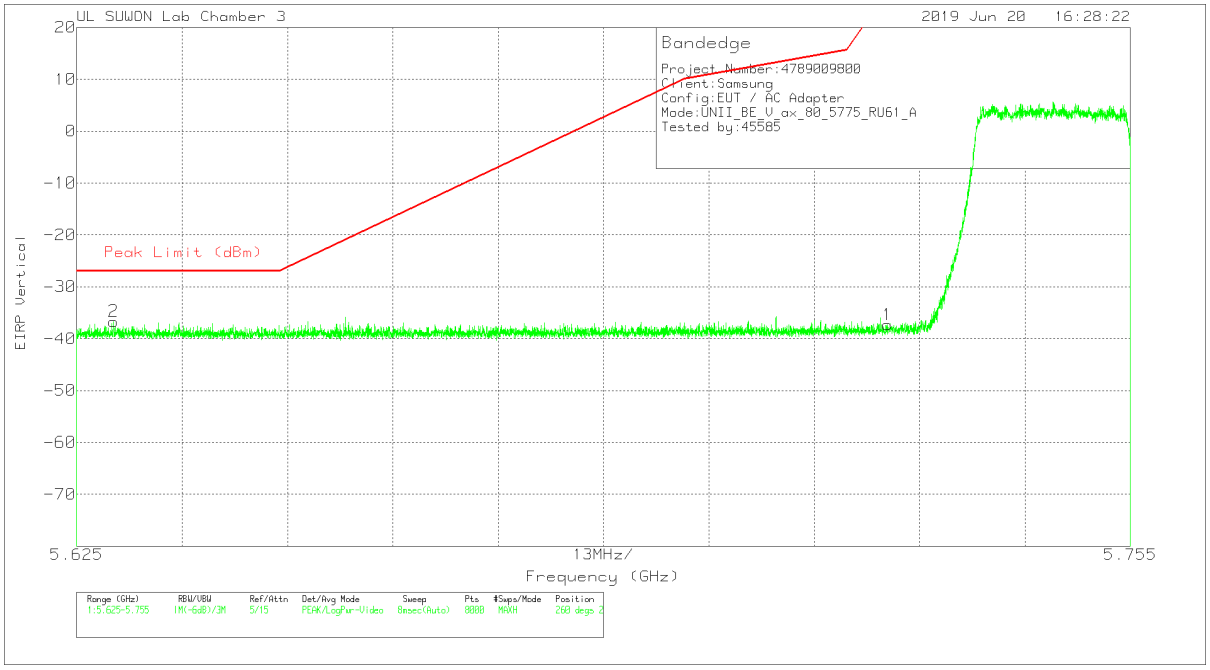

VERTICAL DATA

Trace Markers

Marker	Frequency (GHz)	Meter Reading (dBm)	Det	3117_002059 59	10dB[dB]	Conversion Factor (dB)	DC Corr (dB)	Corrected Reading EIRP	Peak Limit (dBm)	PK Margin (dB)	Azimuth (Degs)	Height (cm)	Polarity
1	5.725	-66.02	Pk	34.8	-17.9	11.8	0	-37.32	27	-64.32	260	242	V
2	5.63	-64.87	Pk	34.7	-18.3	11.8	0	-36.67	-27	-9.67	260	242	V

Pk - Peak detector

UL Korea, Ltd. Suwon Laboratory FORM ID: FCC_15E
218 Maeyeong-ro, Yeongtong-gu, Suwon-si, Gyeonggi-do, 16675 Korea TEL: (031) 337-9902,FAX: (031) 213-5433
UL Korea, Ltd. Confidential
This report shall not be reproduced except in full, without the written approval of UL Korea, Ltd.

106T RU mode (MIMO / HE20 / RU offset 53)

HORIZONTAL PEAK PLOT

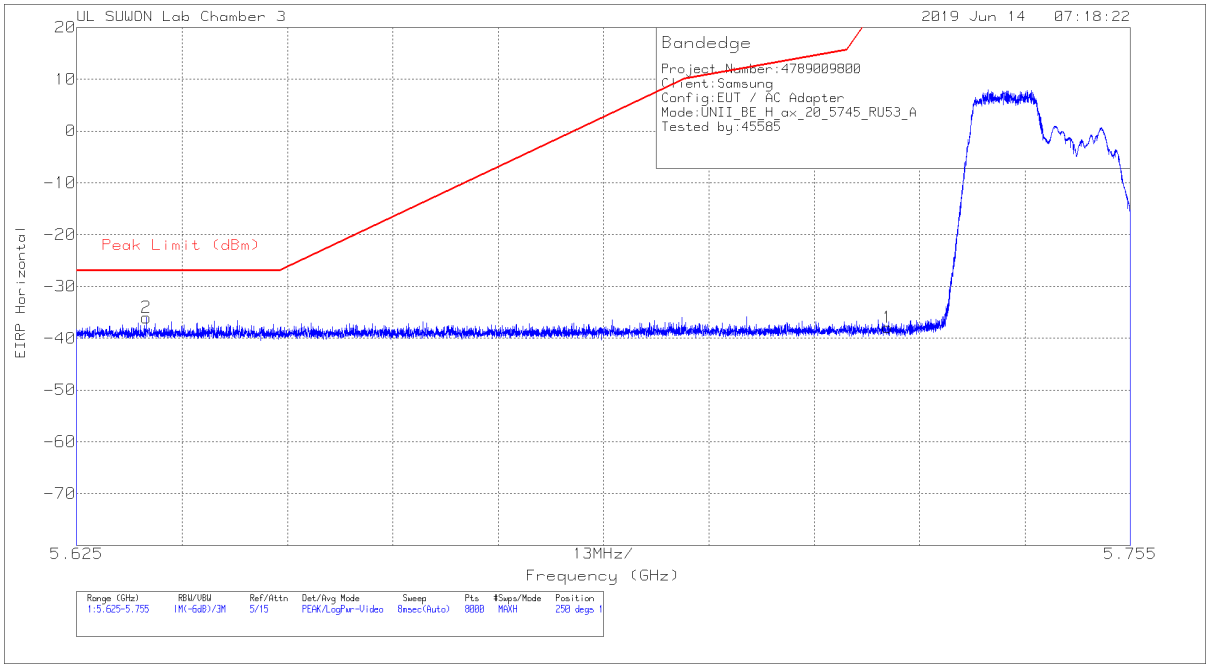

HORIZONTAL DATA

Trace Markers

Marker	Frequency (GHz)	Meter Reading (dBm)	Det	3117_00205959	10dB[dB]	Conversion Factor (dB)	DC Corr (dB)	Corrected Reading EIRP	Peak Limit (dBm)	PK Margin (dB)	Azimuth (Degs)	Height (cm)	Polarity
1	5.725	-66.62	Pk	34.8	-17.9	11.8	0	-37.92	27	-64.92	250	114	H
2	5.634	-64.23	Pk	34.7	-18.3	11.8	0	-36.03	-27	-9.03	250	114	H

Pk - Peak detector

UL Korea, Ltd. Confidential
This report shall not be reproduced except in full, without the written approval of UL Korea, Ltd.

VERTICAL PEAK PLOT

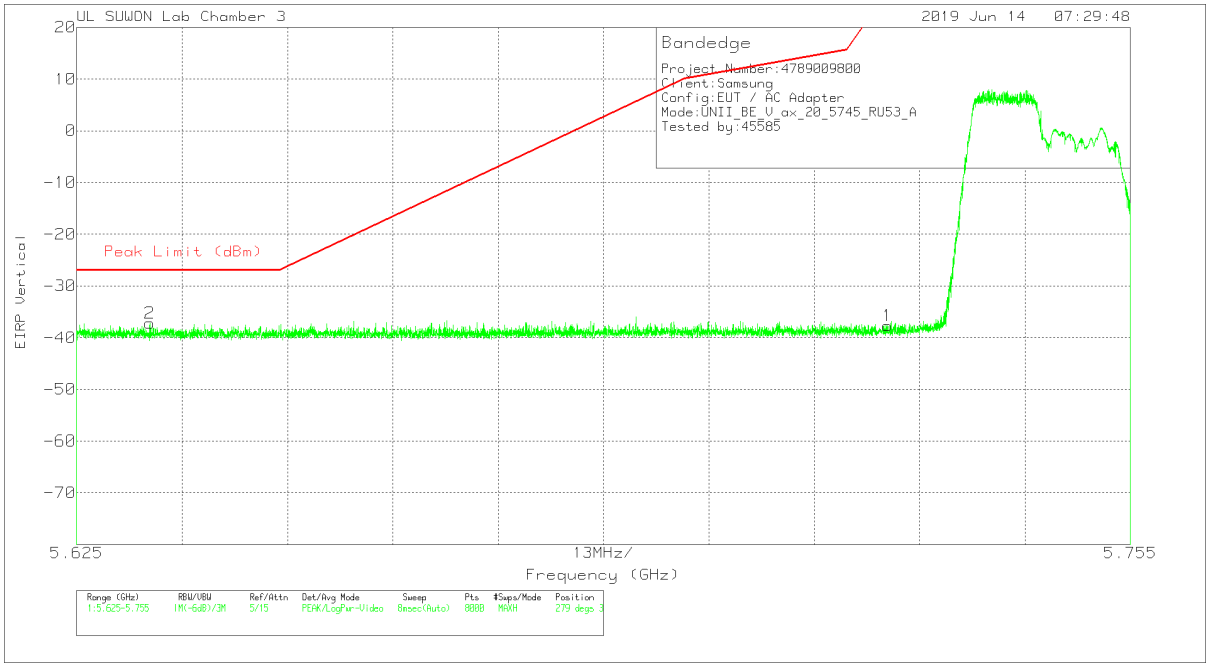

VERTICAL DATA

Trace Markers

Marker	Frequency (GHz)	Meter Reading (dBm)	Det	3117_002059 59	10dB[dB]	Conversion Factor (dB)	DC Corr (dB)	Corrected Reading EIRP	Peak Limit (dBm)	PK Margin (dB)	Azimuth (Degs)	Height (cm)	Polarity
1	5.725	-66.36	Pk	34.8	-17.9	11.8	0	-37.66	27	-64.66	279	317	V
2	5.634	-65.42	Pk	34.7	-18.3	11.8	0	-37.22	-27	-10.22	279	317	V

Pk - Peak detector

UL Korea, Ltd. Suwon Laboratory FORM ID: FCC_15E
218 Maeyeong-ro, Yeongtong-gu, Suwon-si, Gyeonggi-do, 16675 Korea TEL: (031) 337-9902,FAX: (031) 213-5433
UL Korea, Ltd. Confidential
This report shall not be reproduced except in full, without the written approval of UL Korea, Ltd.

52T RU mode (MIMO / HE40 / RU offset 37)

HORIZONTAL PEAK PLOT

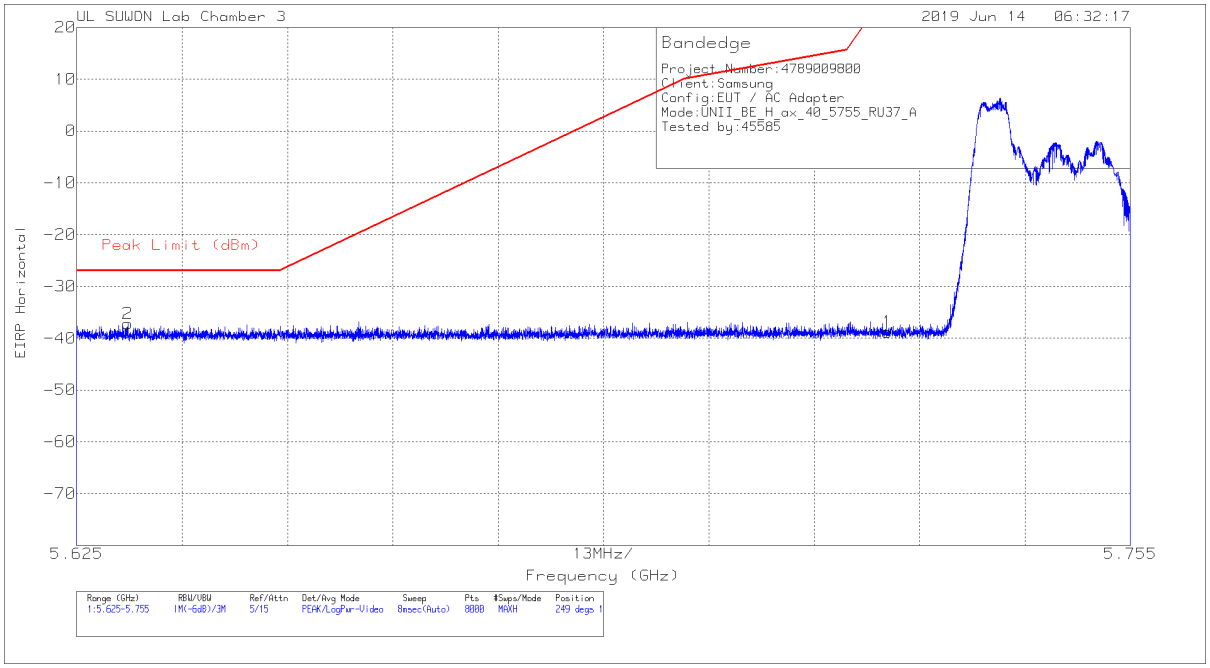

HORIZONTAL DATA

Trace Markers

Marker	Frequency (GHz)	Meter Reading (dBm)	Det	3117_002059 59	10dB[dB]	Conversion Factor (dB)	DC Corr (dB)	Corrected Reading EIRP	Peak Limit (dBm)	PK Margin (dB)	Azimuth (Degs)	Height (cm)	Polarity
1	5.725	-67.52	Pk	34.8	-17.9	11.8	0	-38.82	27	-65.82	249	109	H
2	5.631	-65.38	Pk	34.7	-18.3	11.8	0	-37.18	-27	-10.18	249	109	H

Pk - Peak detector

UL Korea, Ltd. Confidential
This report shall not be reproduced except in full, without the written approval of UL Korea, Ltd.

VERTICAL PEAK PLOT

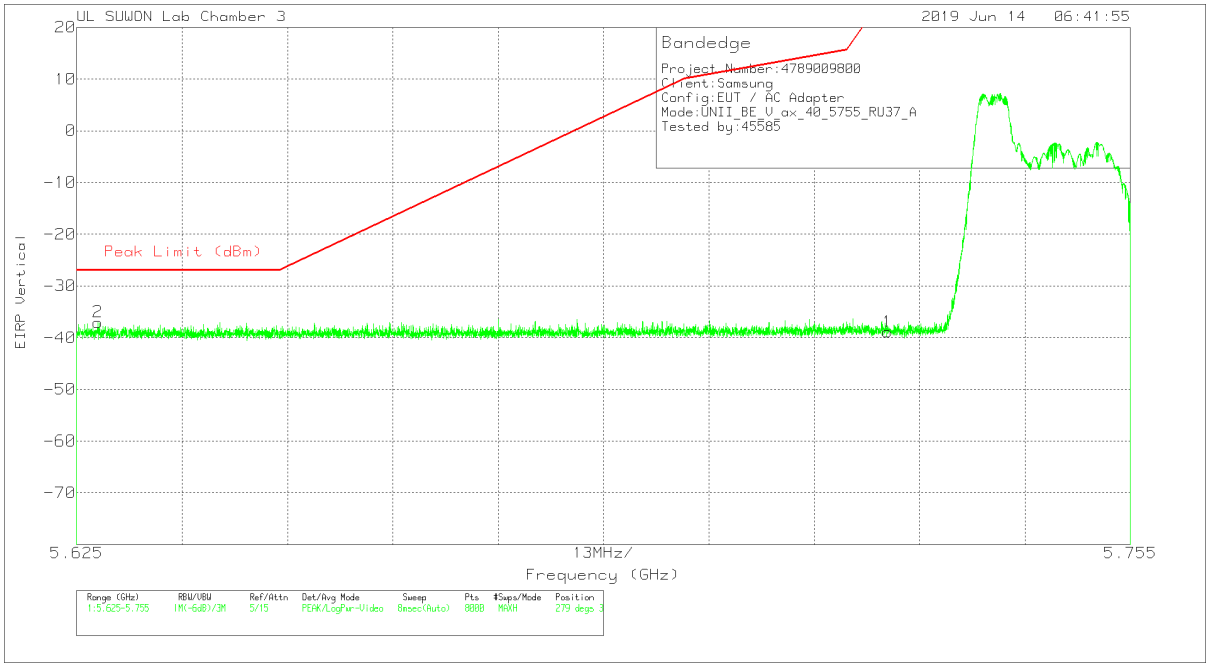

VERTICAL DATA

Trace Markers

Marker	Frequency (GHz)	Meter Reading (dBm)	Det	3117_002059 59	10dB[dB]	Conversion Factor (dB)	DC Corr (dB)	Corrected Reading EIRP	Peak Limit (dBm)	PK Margin (dB)	Azimuth (Degs)	Height (cm)	Polarity
1	5.725	-67.61	Pk	34.8	-17.9	11.8	0	-38.91	27	-65.91	279	302	V
2	5.628	-65.21	Pk	34.7	-18.3	11.8	0	-37.01	-27	-10.01	279	302	V

Pk - Peak detector

UL Korea, Ltd. Confidential
This report shall not be reproduced except in full, without the written approval of UL Korea, Ltd.

26T RU mode (MIMO / HE20 / RU offset 0)

HORIZONTAL PEAK PLOT

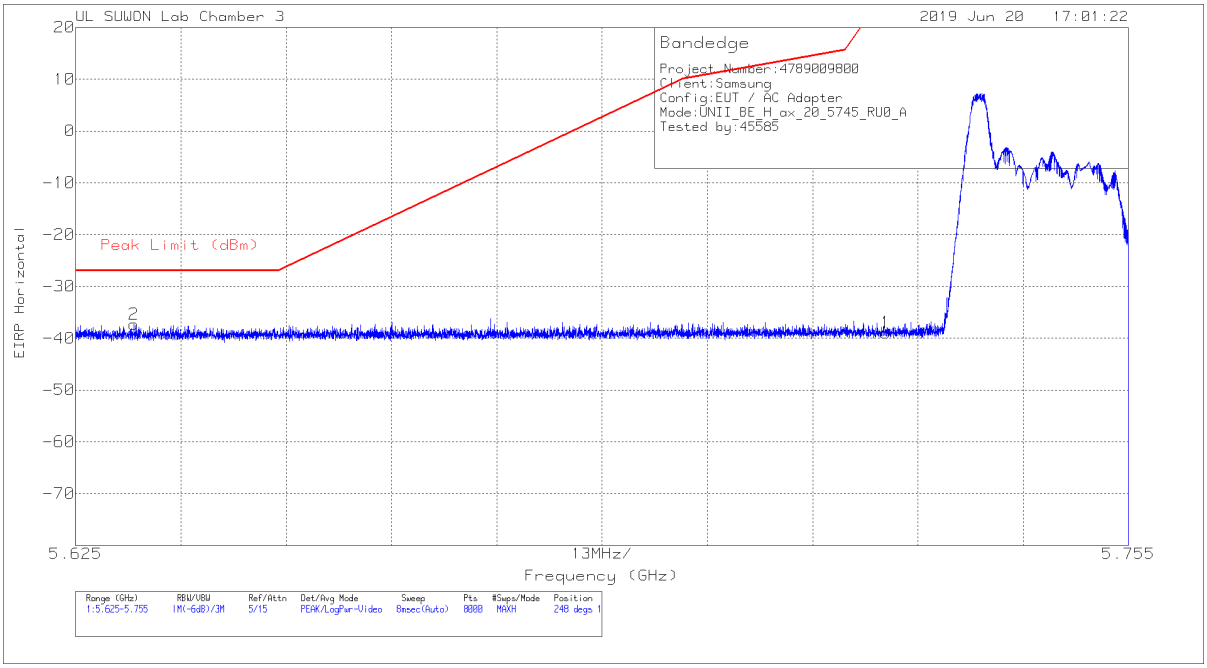

HORIZONTAL DATA

Trace Markers

Marker	Frequency (GHz)	Meter Reading (dBm)	Det	3117_002059 59	10dB[dB]	Conversion Factor (dB)	DC Corr (dB)	Corrected Reading EIRP	Peak Limit (dBm)	PK Margin (dB)	Azimuth (Degs)	Height (cm)	Polarity
1	5.725	-67.68	Pk	34.8	-17.9	11.8	0	-38.98	27	-65.98	248	105	H
2	5.632	-65.51	Pk	34.7	-18.3	11.8	0	-37.31	-27	-10.31	248	105	H

Pk - Peak detector

UL Korea, Ltd. Suwon Laboratory FORM ID: FCC_15E
218 Maeyeong-ro, Yeongtong-gu, Suwon-si, Gyeonggi-do, 16675 Korea TEL: (031) 337-9902,FAX: (031) 213-5433
UL Korea, Ltd. Confidential
This report shall not be reproduced except in full, without the written approval of UL Korea, Ltd.

VERTICAL PEAK PLOT

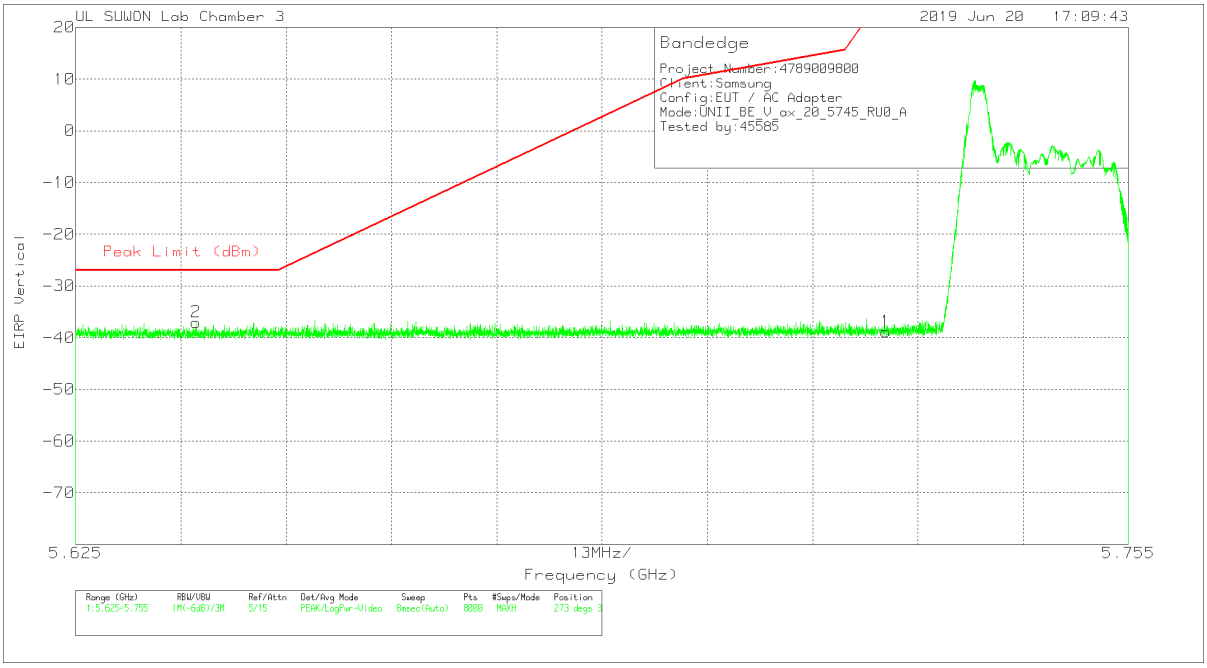

VERTICAL DATA

Trace Markers

Marker	Frequency (GHz)	Meter Reading (dBm)	Det	3117_002059 59	10dB[dB]	Conversion Factor (dB)	DC Corr (dB)	Corrected Reading EIRP	Peak Limit (dBm)	PK Margin (dB)	Azimuth (Degs)	Height (cm)	Polarity
1	5.725	-67.54	Pk	34.8	-17.9	11.8	0	-38.84	27	-65.84	273	330	V
2	5.64	-65.21	Pk	34.7	-18.3	11.8	0	-37.01	-27	-10.01	273	330	V

Pk - Peak detector

UL Korea, Ltd. Confidential
This report shall not be reproduced except in full, without the written approval of UL Korea, Ltd.

BANDEDGE (HIGH CHANNEL)

HE20 SU mode (MIMO)

HORIZONTAL PEAK PLOT

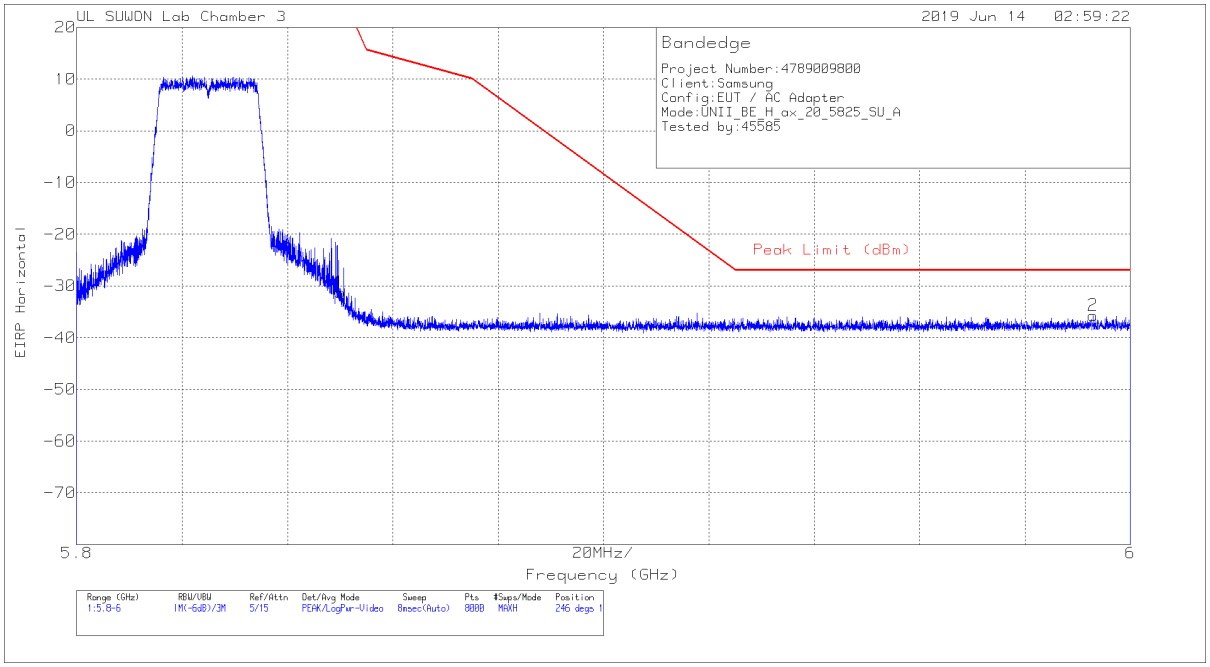

HORIZONTAL DATA

Trace Markers

Marker	Frequency (GHz)	Meter Reading (dBm)	Det	3117_002059 59	10dB[dB]	Conversion Factor (dB)	DC Corr (dB)	Corrected Reading EIRP	Peak Limit (dBm)	PK Margin (dB)	Azimuth (Degs)	Height (cm)	Polarity
1	5.85	-60.29	Pk	35	-17.7	11.8	0	-31.19	26.99	-58.18	246	111	H
2	5.993	-64.89	Pk	35.1	-17.7	11.8	0	-35.69	-27	-8.69	246	111	H

Pk - Peak detector

UL Korea, Ltd. Confidential
This report shall not be reproduced except in full, without the written approval of UL Korea, Ltd.

VERTICAL PEAK PLOT

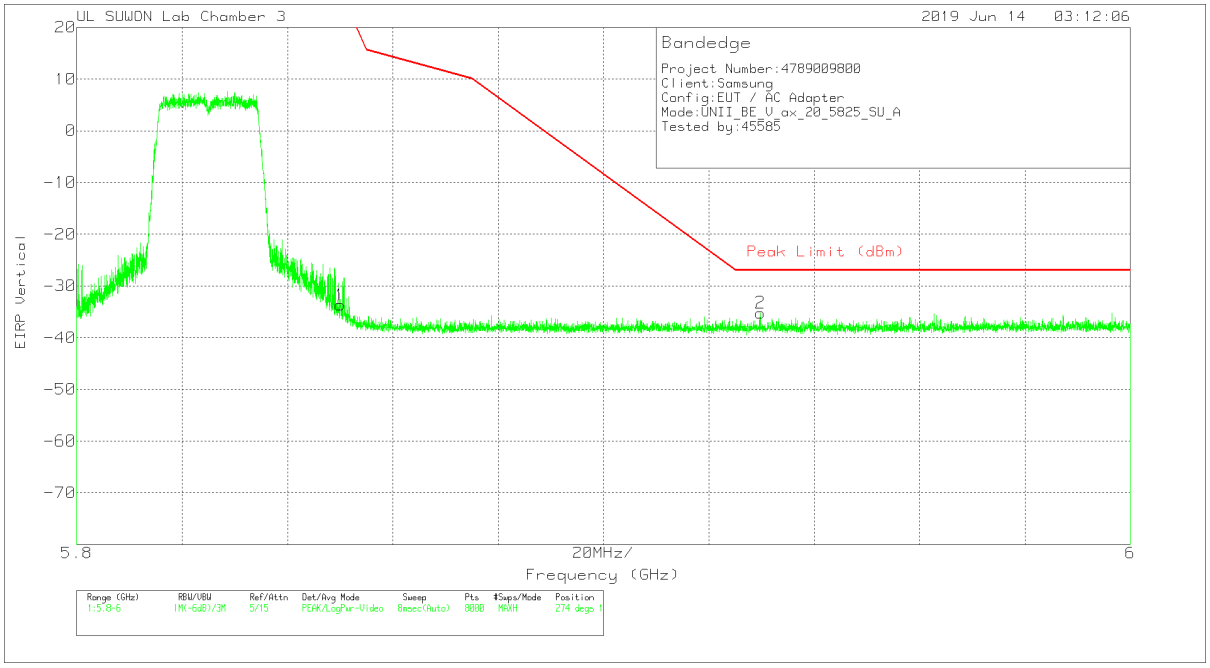

VERTICAL DATA

Trace Markers

Marker	Frequency (GHz)	Meter Reading (dBm)	Det	3117_002059 59	10dB[dB]	Conversion Factor (dB)	DC Corr (dB)	Corrected Reading EIRP	Peak Limit (dBm)	PK Margin (dB)	Azimuth (Degs)	Height (cm)	Polarity
1	5.85	-62.77	Pk	35	-17.7	11.8	0	-33.67	26.99	-60.66	274	158	V
2	5.93	-64.4	Pk	35.1	-17.7	11.8	0	-35.2	-27	-8.2	274	158	V

Pk - Peak detector

UL Korea, Ltd. Confidential
This report shall not be reproduced except in full, without the written approval of UL Korea, Ltd.

HE40 SU mode (MIMO)

HORIZONTAL PEAK PLOT

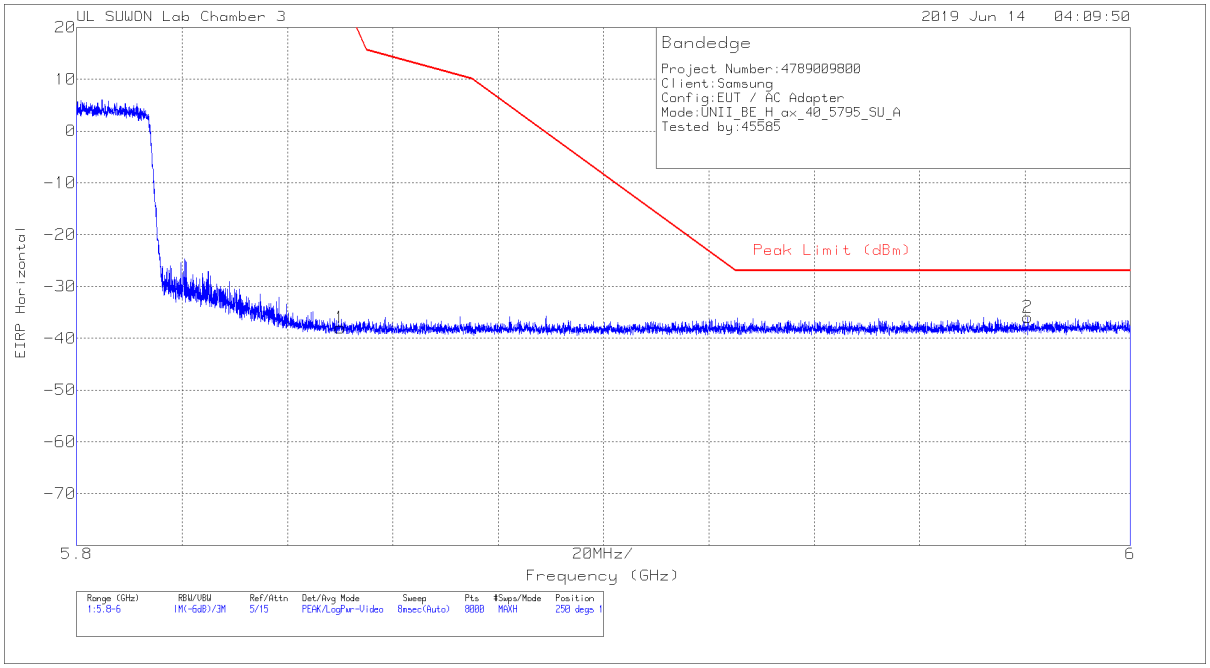

HORIZONTAL DATA

Trace Markers

Marker	Frequency (GHz)	Meter Reading (dBm)	Det	3117_00205959	10dB[dB]	Conversion Factor (dB)	DC Corr (dB)	Corrected Reading EIRP	Peak Limit (dBm)	PK Margin (dB)	Azimuth (Degs)	Height (cm)	Polarity
1	5.85	-67.06	Pk	35	-17.7	11.8	0	-37.96	26.99	-64.95	250	106	H
2	5.981	-65.13	Pk	35.1	-17.7	11.8	0	-35.93	-27	-8.93	250	106	H

Pk - Peak detector

UL Korea, Ltd. Confidential
This report shall not be reproduced except in full, without the written approval of UL Korea, Ltd.

VERTICAL PEAK PLOT

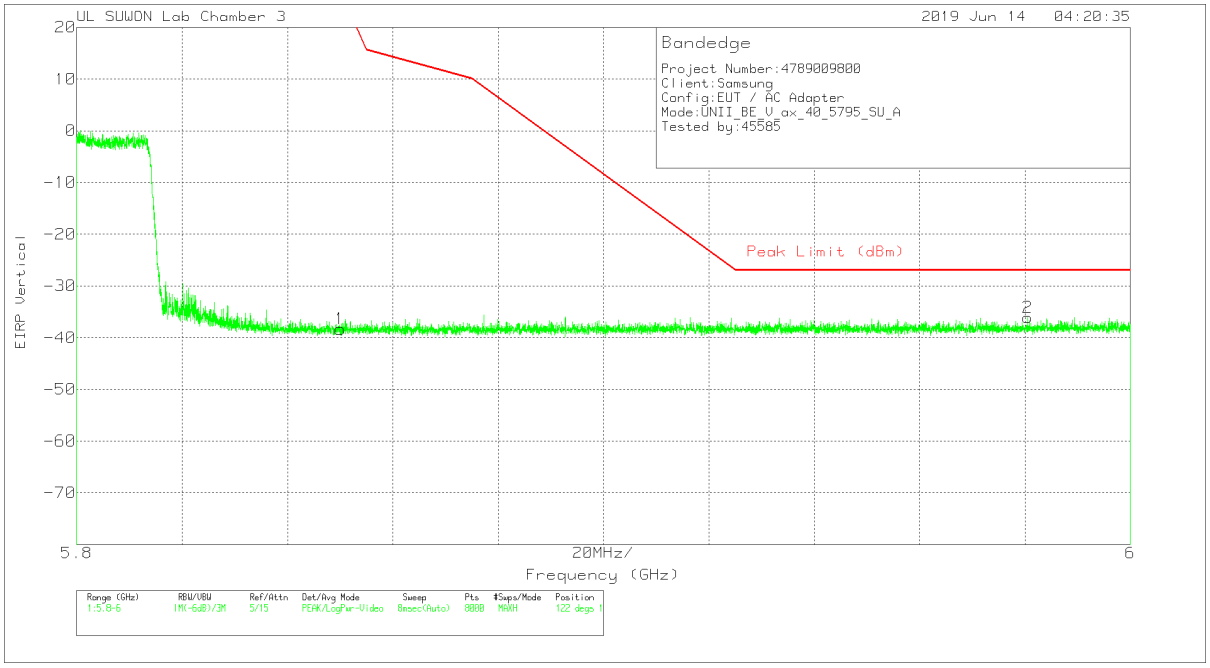

VERTICAL DATA

Trace Markers

Marker	Frequency (GHz)	Meter Reading (dBm)	Det	3117_00205959	10dB[dB]	Conversion Factor (dB)	DC Corr (dB)	Corrected Reading EIRP	Peak Limit (dBm)	PK Margin (dB)	Azimuth (Degs)	Height (cm)	Polarity
1	5.85	-67.43	Pk	35	-17.7	11.8	0	-38.33	26.99	-65.32	122	104	V
2	5.98	-65.29	Pk	35.1	-17.7	11.8	0	-36.09	-27	-9.09	122	104	V

Pk - Peak detector

UL Korea, Ltd. Confidential
This report shall not be reproduced except in full, without the written approval of UL Korea, Ltd.

HE80 SU mode (MIMO)

HORIZONTAL PEAK PLOT

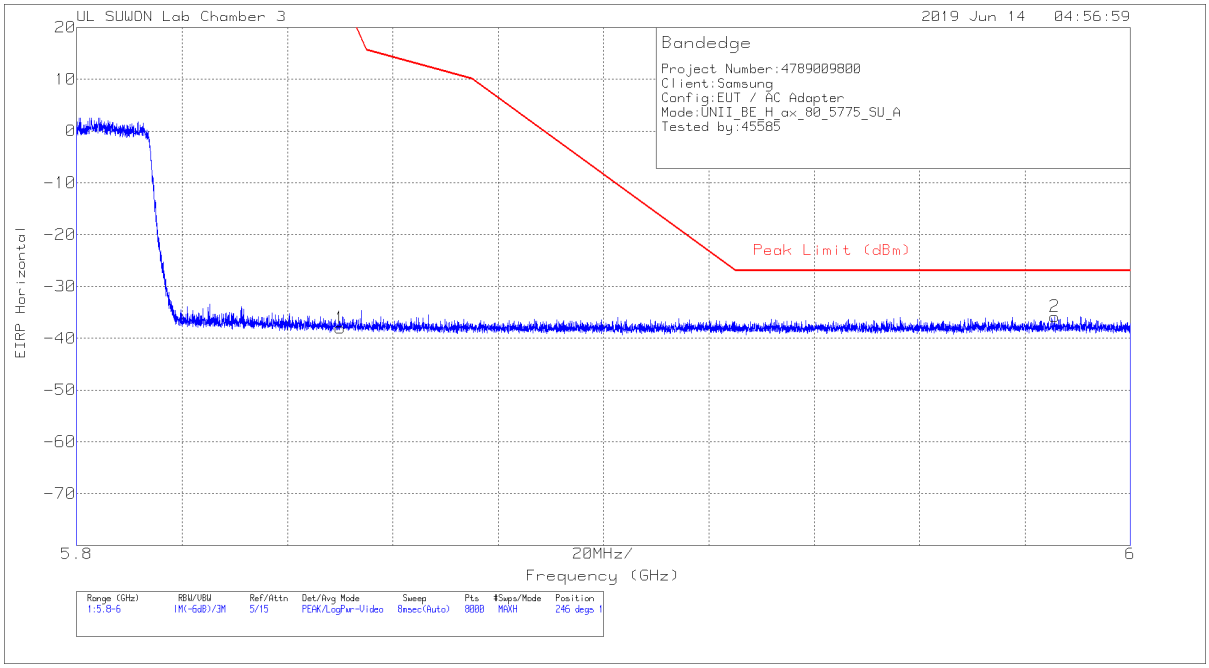

HORIZONTAL DATA

Trace Markers

Marker	Frequency (GHz)	Meter Reading (dBm)	Det	3117_00205959	10dB[dB]	Conversion Factor (dB)	DC Corr (dB)	Corrected Reading EIRP	Peak Limit (dBm)	PK Margin (dB)	Azimuth (Degs)	Height (cm)	Polarity
1	5.85	-67.11	Pk	35	-17.7	11.8	0	-38.01	26.99	-65	246	106	H
2	5.986	-65.02	Pk	35.1	-17.7	11.8	0	-35.82	-27	-8.82	246	106	H

Pk - Peak detector

UL Korea, Ltd. Suwon Laboratory FORM ID: FCC_15E
218 Maeyeong-ro, Yeongtong-gu, Suwon-si, Gyeonggi-do, 16675 Korea TEL: (031) 337-9902,FAX: (031) 213-5433
UL Korea, Ltd. Confidential
This report shall not be reproduced except in full, without the written approval of UL Korea, Ltd.

VERTICAL PEAK PLOT

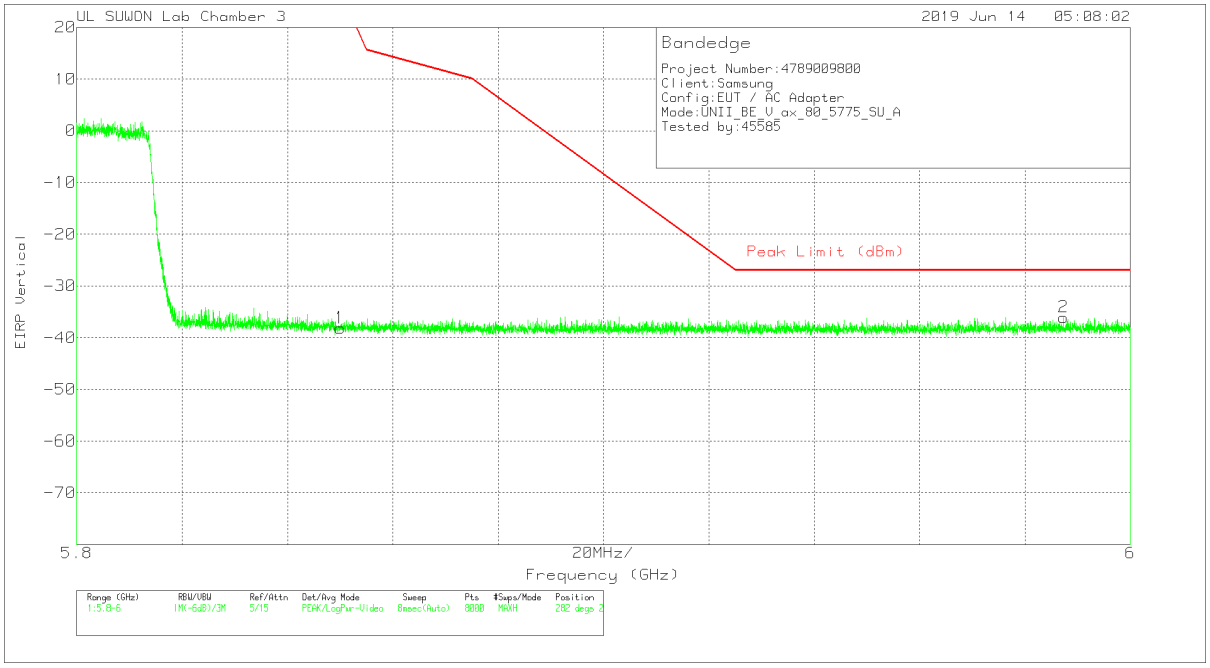

VERTICAL DATA

Trace Markers

Marker	Frequency (GHz)	Meter Reading (dBm)	Det	3117_002059 59	10dB[dB]	Conversion Factor (dB)	DC Corr (dB)	Corrected Reading EIRP	Peak Limit (dBm)	PK Margin (dB)	Azimuth (Degs)	Height (cm)	Polarity
1	5.85	-67.23	Pk	35	-17.7	11.8	0	-38.13	26.99	-65.12	282	261	V
2	5.987	-65.34	Pk	35.1	-17.6	11.8	0	-36.04	-27	-9.04	282	261	V

Pk - Peak detector

UL Korea, Ltd. Confidential
This report shall not be reproduced except in full, without the written approval of UL Korea, Ltd.

484T RU mode (MIMO / HE80 / RU offset 66)

HORIZONTAL PEAK PLOT

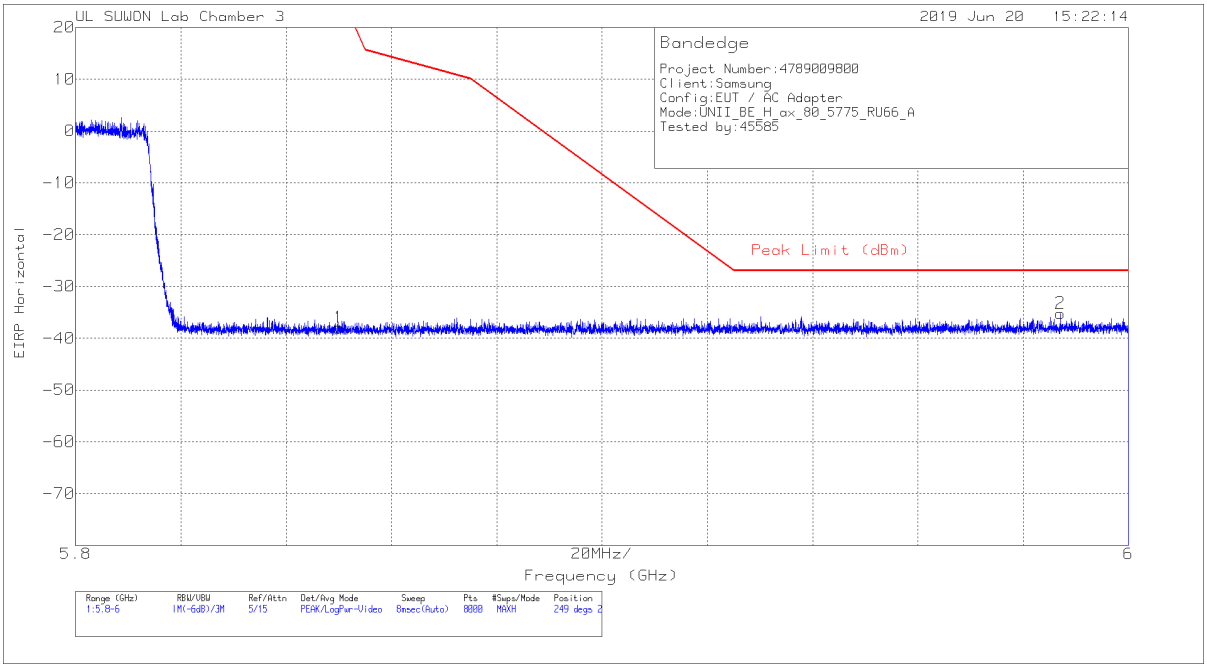

HORIZONTAL DATA

Trace Markers

Marker	Frequency (GHz)	Meter Reading (dBm)	Det	3117_002059 59	10dB[dB]	Conversion Factor (dB)	DC Corr (dB)	Corrected Reading EIRP	Peak Limit (dBm)	PK Margin (dB)	Azimuth (Degs)	Height (cm)	Polarity
1	5.85	-67.06	Pk	35	-17.7	11.8	0	-37.96	26.99	-64.95	249	240	H
2	5.987	-64.51	Pk	35.1	-17.6	11.8	0	-35.21	-27	-8.21	249	240	H

Pk - Peak detector

UL Korea, Ltd. Confidential
This report shall not be reproduced except in full, without the written approval of UL Korea, Ltd.

VERTICAL PEAK PLOT

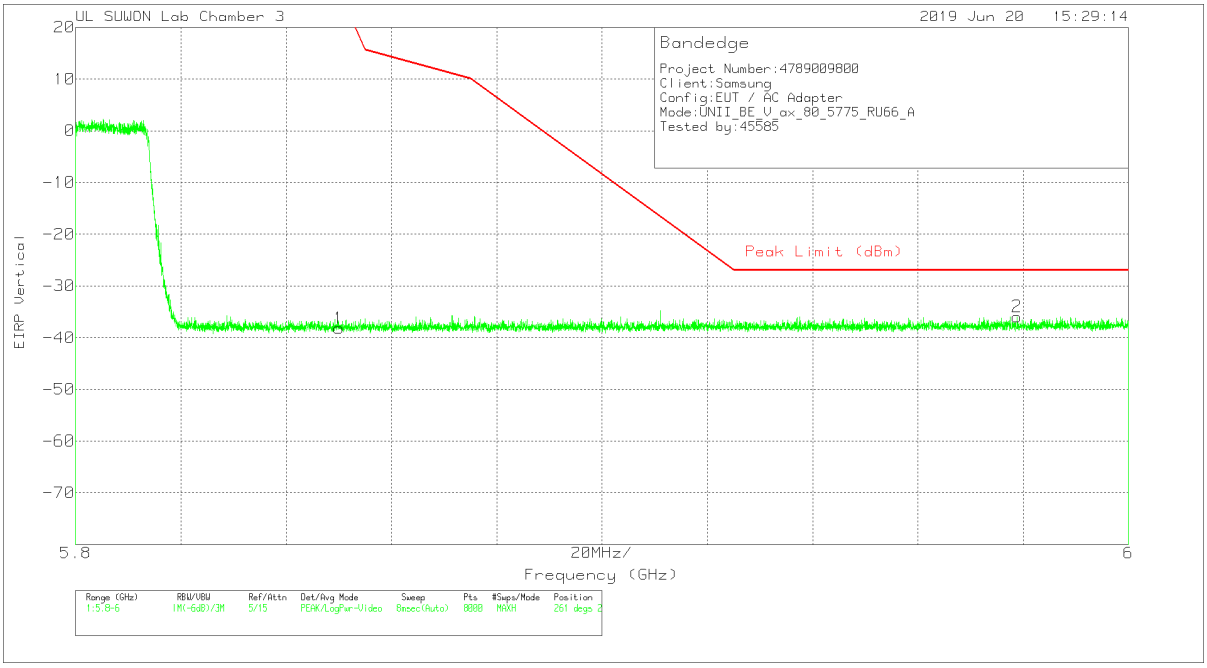

VERTICAL DATA

Trace Markers

Marker	Frequency (GHz)	Meter Reading (dBm)	Det	3117_002059 59	10dB[dB]	Conversion Factor (dB)	DC Corr (dB)	Corrected Reading EIRP	Peak Limit (dBm)	PK Margin (dB)	Azimuth (Degs)	Height (cm)	Polarity
1	5.85	-67.25	Pk	35	-17.7	11.8	0	-38.15	26.99	-65.14	261	261	V
2	5.979	-65.14	Pk	35.1	-17.7	11.8	0	-35.94	-27	-8.94	261	261	V

Pk - Peak detector

UL Korea, Ltd. Confidential
This report shall not be reproduced except in full, without the written approval of UL Korea, Ltd.

242T RU mode (MIMO / HE40 / RU offset 62)

HORIZONTAL PEAK PLOT

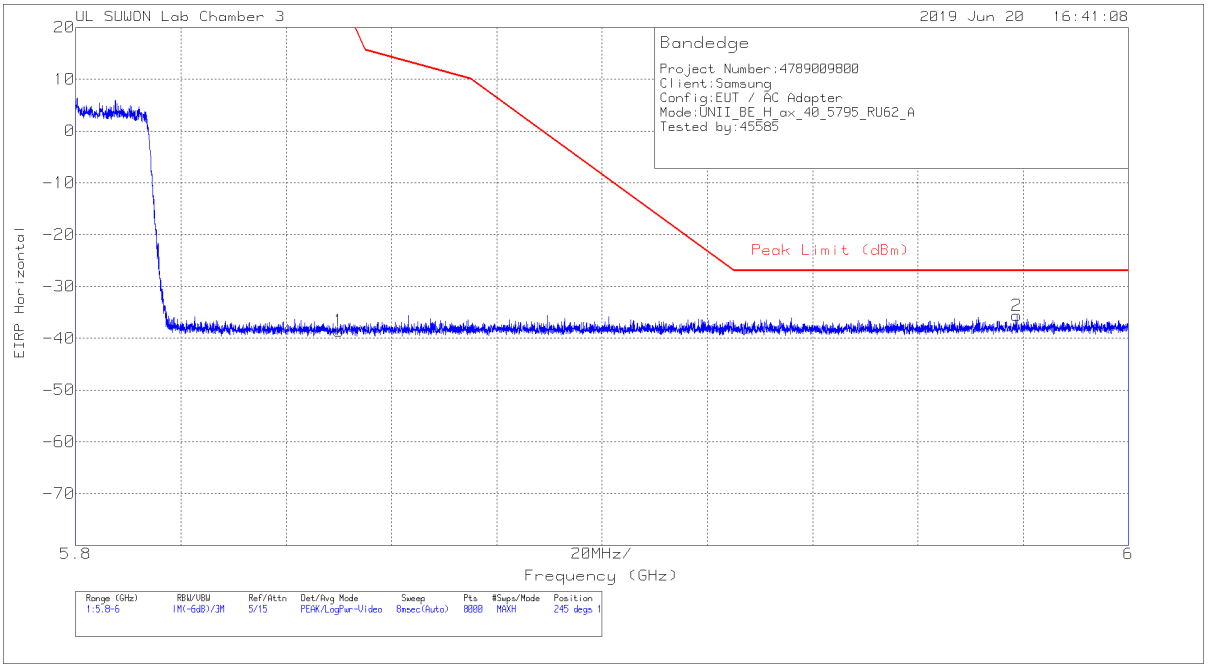

HORIZONTAL DATA

Trace Markers

Marker	Frequency (GHz)	Meter Reading (dBm)	Det	3117_00205959	10dB[dB]	Conversion Factor (dB)	DC Corr (dB)	Corrected Reading EIRP	Peak Limit (dBm)	PK Margin (dB)	Azimuth (Degs)	Height (cm)	Polarity
1	5.85	-67.69	Pk	35	-17.7	11.8	0	-38.59	26.99	-65.58	245	102	H
2	5.979	-64.79	Pk	35.1	-17.7	11.8	0	-35.59	-27	-8.59	245	102	H

Pk - Peak detector

UL Korea, Ltd. Confidential
This report shall not be reproduced except in full, without the written approval of UL Korea, Ltd.

VERTICAL PEAK PLOT

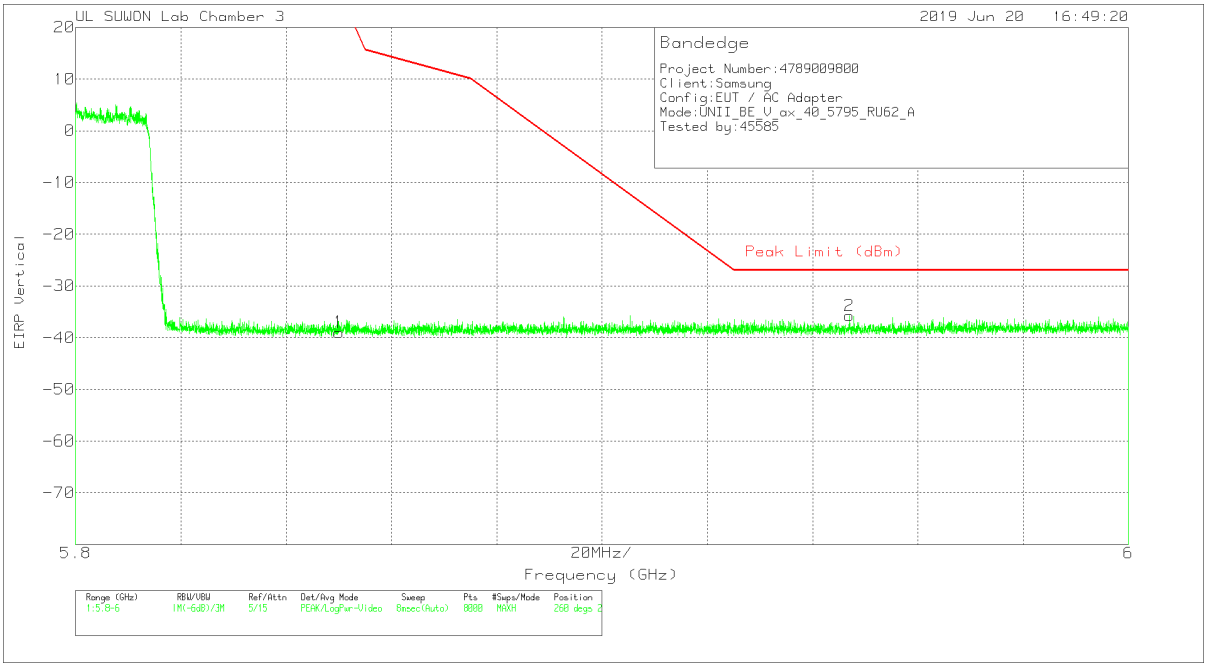

VERTICAL DATA

Trace Markers

Marker	Frequency (GHz)	Meter Reading (dBm)	Det	3117_002059 59	10dB[dB]	Conversion Factor (dB)	DC Corr (dB)	Corrected Reading EIRP	Peak Limit (dBm)	PK Margin (dB)	Azimuth (Degs)	Height (cm)	Polarity
1	5.85	-68.07	Pk	35	-17.7	11.8	0	-38.97	26.99	-65.96	260	259	V
2	5.947	-64.94	Pk	35.1	-17.7	11.8	0	-35.74	-27	-8.74	260	259	V

Pk - Peak detector

UL Korea, Ltd. Confidential
This report shall not be reproduced except in full, without the written approval of UL Korea, Ltd.

106T RU mode (MIMO / HE20 / RU offset 54)

HORIZONTAL PEAK PLOT

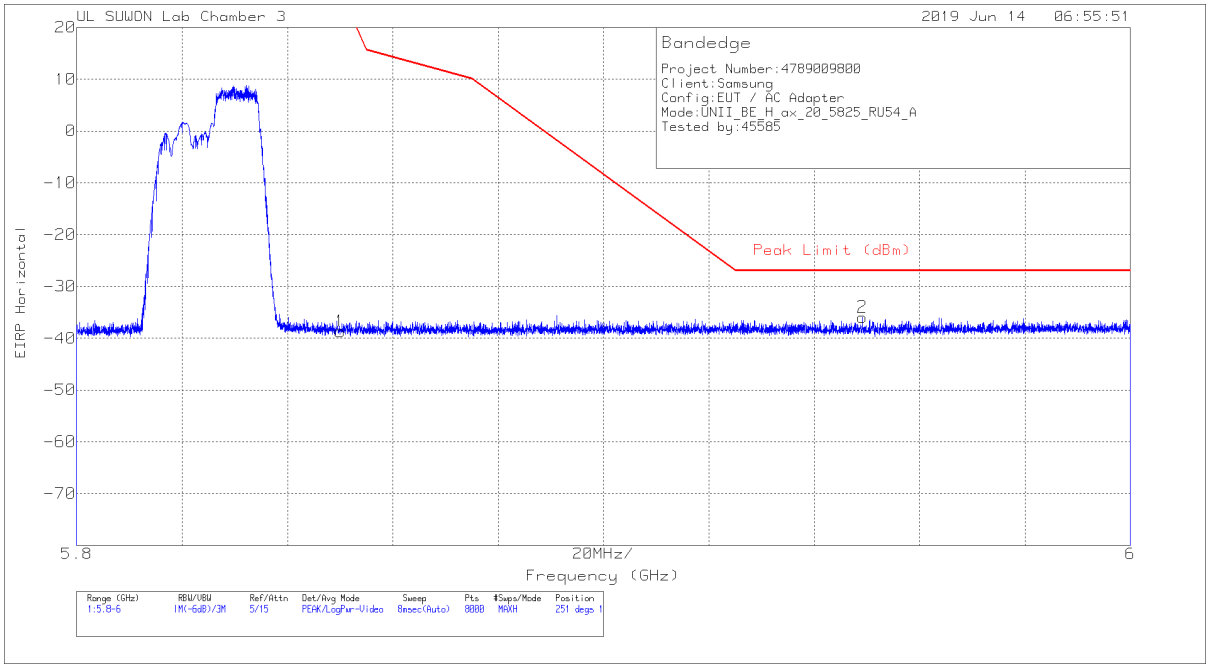

HORIZONTAL DATA

Trace Markers

Marker	Frequency (GHz)	Meter Reading (dBm)	Det	3117_002059 59	10dB[dB]	Conversion Factor (dB)	DC Corr (dB)	Corrected Reading EIRP	Peak Limit (dBm)	PK Margin (dB)	Azimuth (Degs)	Height (cm)	Polarity
1	5.85	-67.79	Pk	35	-17.7	11.8	0	-38.69	26.99	-65.68	251	100	H
2	5.949	-65.14	Pk	35.1	-17.7	11.8	0	-35.94	-27	-8.94	251	100	H

Pk - Peak detector

UL Korea, Ltd. Confidential
This report shall not be reproduced except in full, without the written approval of UL Korea, Ltd.

VERTICAL PEAK PLOT

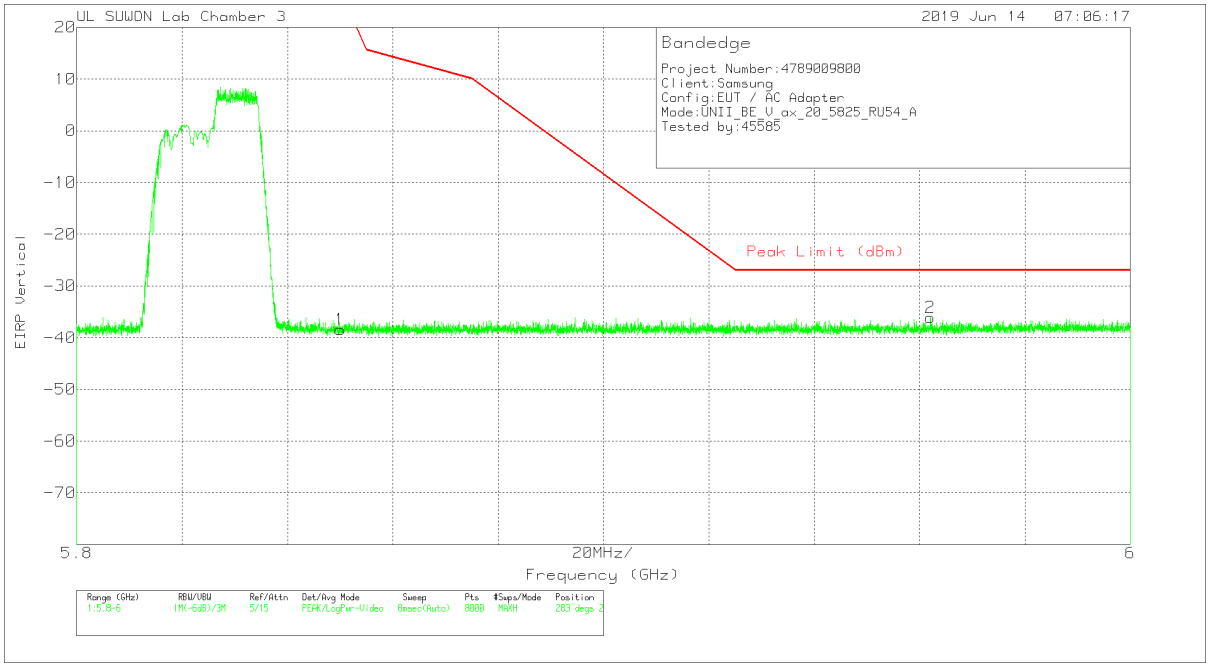

VERTICAL DATA

Trace Markers

Marker	Frequency (GHz)	Meter Reading (dBm)	Det	3117_002059 59	10dB[dB]	Conversion Factor (dB)	DC Corr (dB)	Corrected Reading EIRP	Peak Limit (dBm)	PK Margin (dB)	Azimuth (Degs)	Height (cm)	Polarity
1	5.85	-67.54	Pk	35	-17.7	11.8	0	-38.44	26.99	-65.43	283	261	V
2	5.962	-65.33	Pk	35.1	-17.7	11.8	0	-36.13	-27	-9.13	283	261	V

Pk - Peak detector

UL Korea, Ltd. Confidential
This report shall not be reproduced except in full, without the written approval of UL Korea, Ltd.

52T RU mode (MIMO / HE80 / RU offset 52)

HORIZONTAL PEAK PLOT

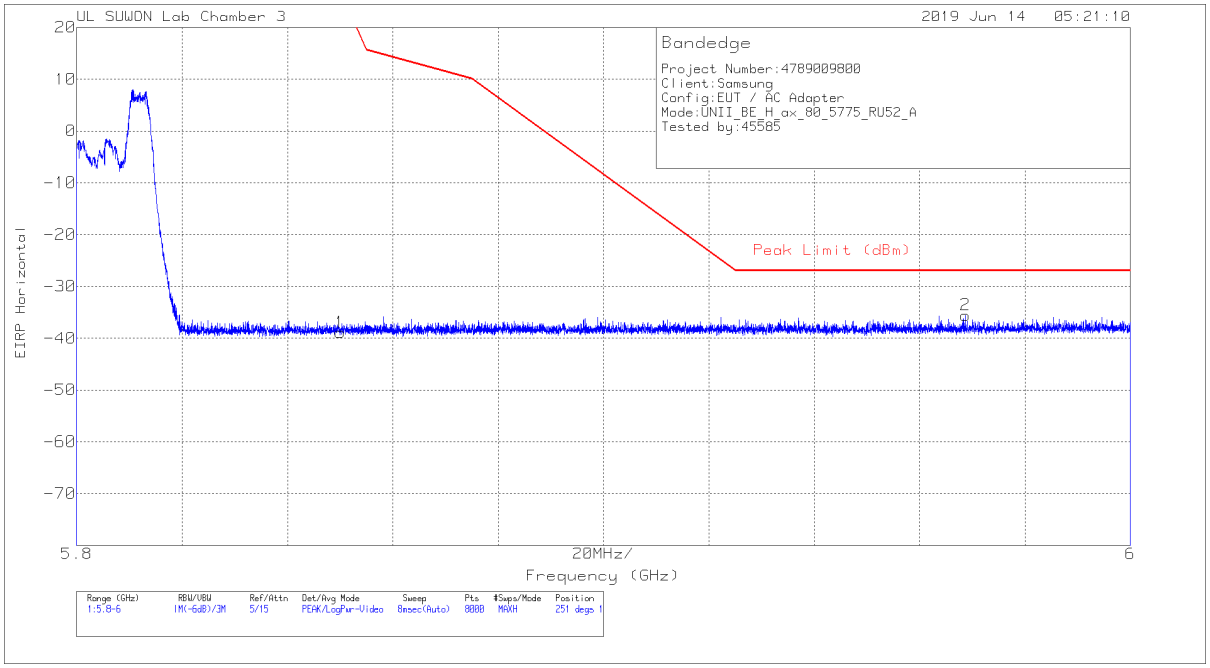

HORIZONTAL DATA

Trace Markers

Marker	Frequency (GHz)	Meter Reading (dBm)	Det	3117_002059 59	10dB[dB]	Conversion Factor (dB)	DC Corr (dB)	Corrected Reading EIRP	Peak Limit (dBm)	PK Margin (dB)	Azimuth (Degs)	Height (cm)	Polarity
1	5.85	-68	Pk	35	-17.7	11.8	0	-38.9	26.99	-65.89	251	106	H
2	5.969	-64.75	Pk	35.1	-17.7	11.8	0	-35.55	-27	-8.55	251	106	H

Pk - Peak detector

UL Korea, Ltd. Suwon Laboratory FORM ID: FCC_15E
218 Maeyeong-ro, Yeongtong-gu, Suwon-si, Gyeonggi-do, 16675 Korea TEL: (031) 337-9902,FAX: (031) 213-5433
UL Korea, Ltd. Confidential
This report shall not be reproduced except in full, without the written approval of UL Korea, Ltd.

VERTICAL PEAK PLOT

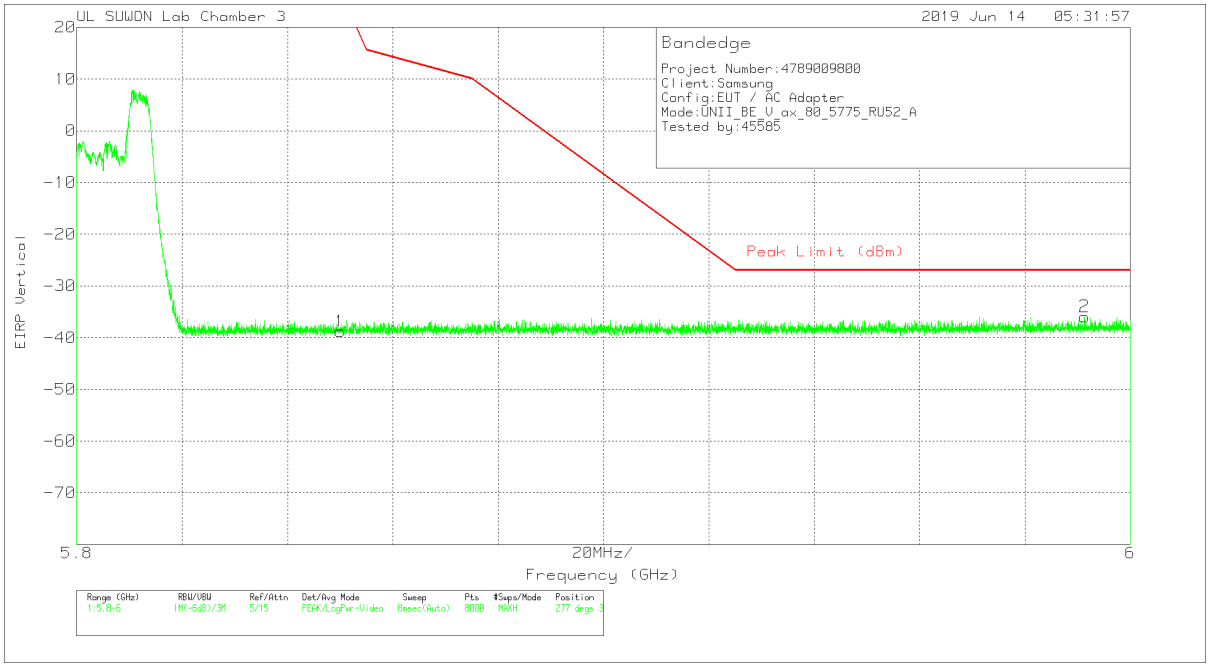

VERTICAL DATA

Trace Markers

Marker	Frequency (GHz)	Meter Reading (dBm)	Det	3117_002059 59	10dB[dB]	Conversion Factor (dB)	DC Corr (dB)	Corrected Reading EIRP	Peak Limit (dBm)	PK Margin (dB)	Azimuth (Degs)	Height (cm)	Polarity
1	5.85	-67.88	Pk	35	-17.7	11.8	0	-38.78	26.99	-65.77	277	306	V
2	5.991	-65.23	Pk	35.1	-17.6	11.8	0	-35.93	-27	-8.93	277	306	V

Pk - Peak detector

UL Korea, Ltd. Confidential
This report shall not be reproduced except in full, without the written approval of UL Korea, Ltd.

26T RU mode (MIMO / HE40 / RU offset 17)

HORIZONTAL PEAK PLOT

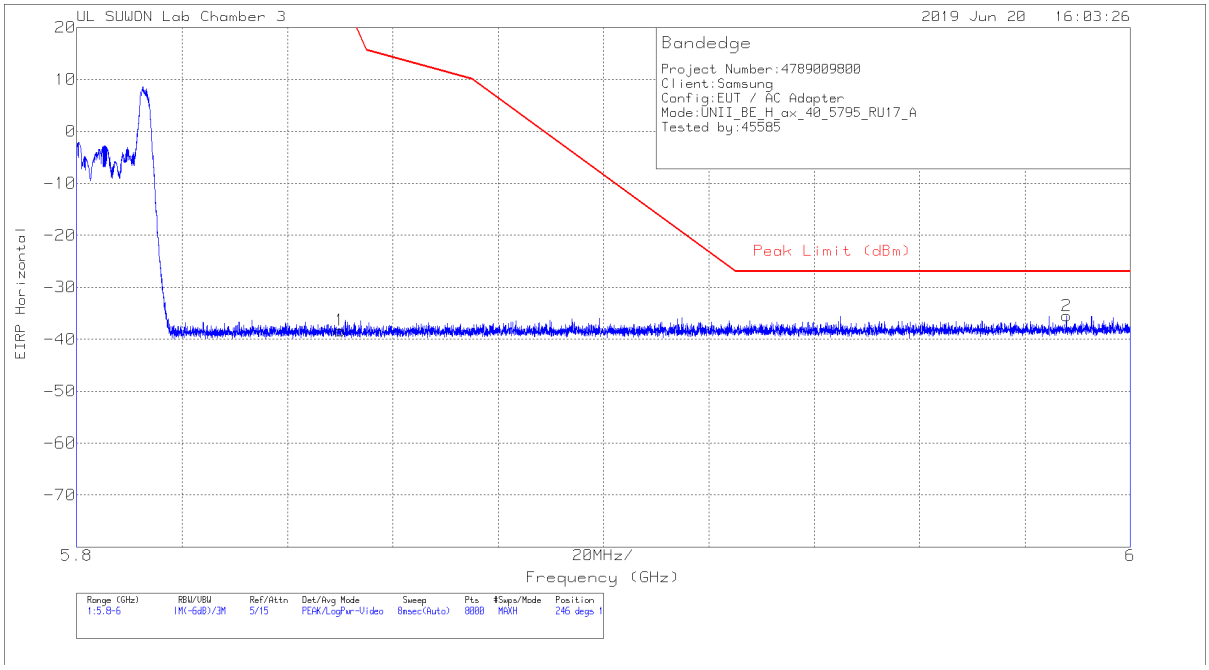

HORIZONTAL DATA

Trace Markers

Marker	Frequency (GHz)	Meter Reading (dBm)	Det	3117_002059 59	10dB[dB]	Conversion Factor (dB)	DC Corr (dB)	Corrected Reading EIRP	Peak Limit (dBm)	PK Margin (dB)	Azimuth (Degs)	Height (cm)	Polarity
1	5.85	-67.44	Pk	35	-17.7	11.8	0	-38.34	26.99	-65.33	246	102	H
2	5.988	-64.82	Pk	35.1	-17.6	11.8	0	-35.52	-27	-8.52	246	102	H

Pk - Peak detector

UL Korea, Ltd. Confidential
This report shall not be reproduced except in full, without the written approval of UL Korea, Ltd.

VERTICAL PEAK PLOT

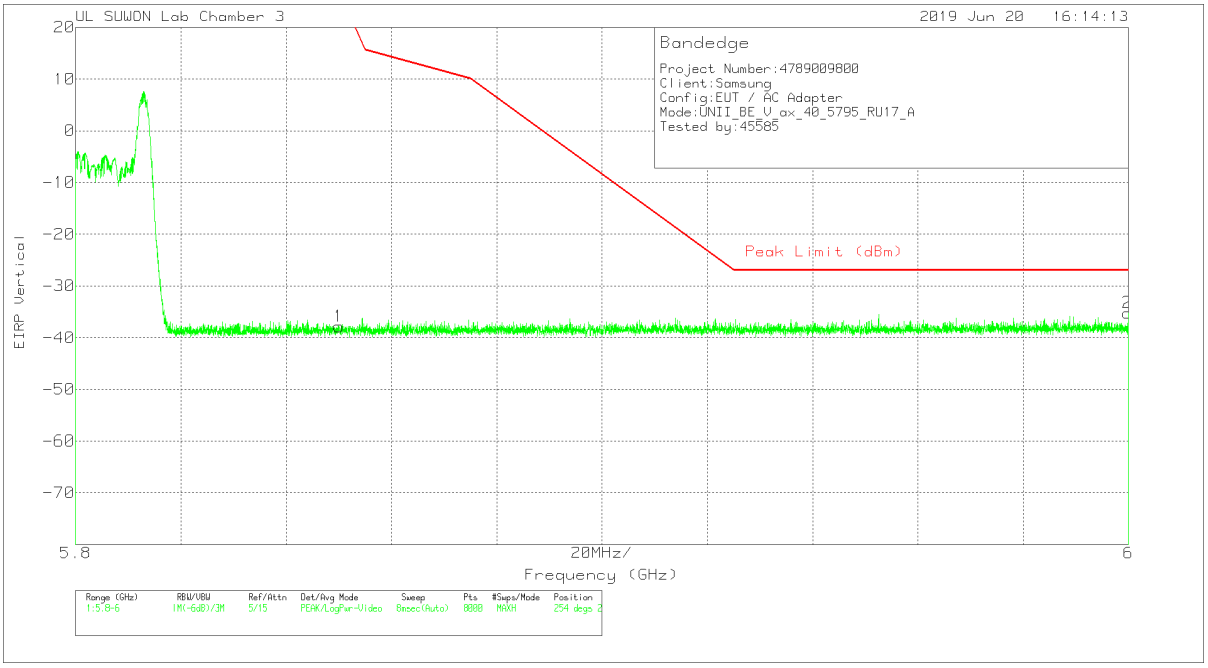

VERTICAL DATA

Trace Markers

Marker	Frequency (GHz)	Meter Reading (dBm)	Det	3117_002059 59	10dB[dB]	Conversion Factor (dB)	DC Corr (dB)	Corrected Reading EIRP	Peak Limit (dBm)	PK Margin (dB)	Azimuth (Degs)	Height (cm)	Polarity
1	5.85	-66.94	Pk	35	-17.7	11.8	0	-37.84	26.99	-64.83	254	259	V
2	6	-64.49	Pk	35.1	-17.6	11.8	0	-35.19	-27	-8.19	254	259	V

Pk - Peak detector

UL Korea, Ltd. Confidential
This report shall not be reproduced except in full, without the written approval of UL Korea, Ltd.

HARMONICS AND SPURIOUS EMISSIONS

HE20 SU mode (MIMO)

LOW CHANNEL HORIZONTAL

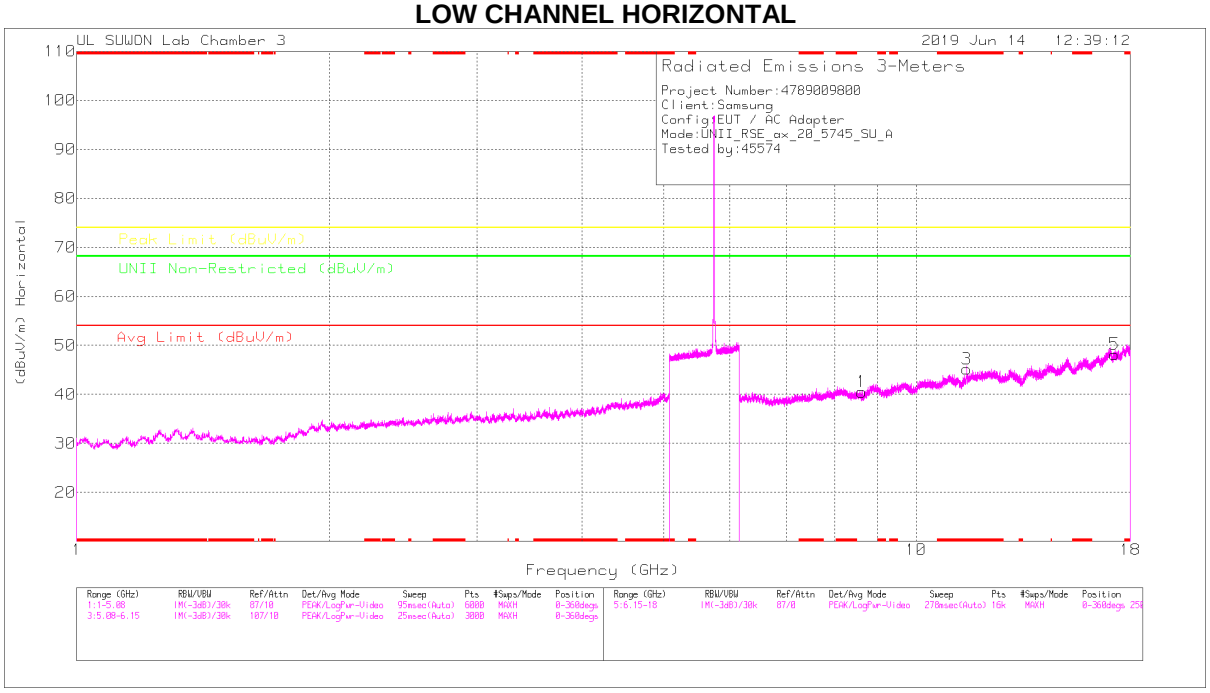

LOW CHANNEL VERTICAL

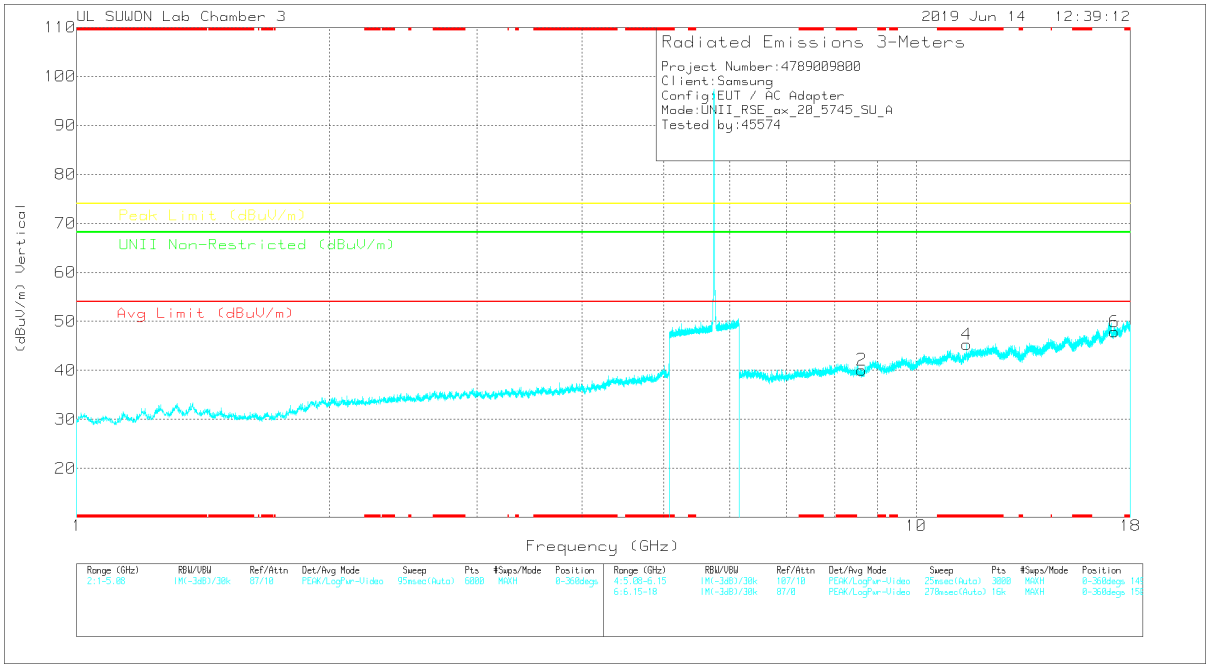

Note: Emission was scanned up to 40GHz; No emissions were detected above the noise floor which was at least 20dB below the specification limit.

UL Korea, Ltd. Confidential
This report shall not be reproduced except in full, without the written approval of UL Korea, Ltd.

LOW CHANNEL DATA

Trace Markers

Marker	Frequency (GHz)	Meter Reading (dBuV)	Det	3117_00205959	6GHz_HP[dB]	DC Corr (dB)	Corrected Reading (dBuV/m)	Avg Limit (dBuV/m)	Margin (dB)	Peak Limit (dBuV/m)	Margin (dB)	UNII Non-Restricted (dBuV/m)	Margin (dB)	Azimuth (Degs)	Height (cm)	Polarity
1	8.619	25.71	PK	36.3	-21.5	0	40.51	-	-	-	-	68.2	-27.69	0-360	149	H
3	* 11.487	26.29	PK	38.5	-19.6	0	45.19	-	-	74	-28.81	-	-	0-360	250	H
5	17.234	22.07	PK	41.3	-15.2	0	48.17	-	-	-	-	68.2	-20.03	0-360	149	H
2	8.617	25.38	PK	36.3	-21.6	0	40.08	-	-	-	-	68.2	-28.12	0-360	250	V
4	* 11.487	26.38	PK	38.5	-19.6	0	45.28	-	-	74	-28.72	-	-	0-360	150	V
6	17.234	21.74	PK	41.3	-15.2	0	47.84	-	-	-	-	68.2	-20.36	0-360	250	V

* - indicates frequency in CFR47 Pt 15 / IC RSS-Restricted Band
PK – Peak Detector

Radiated Emissions

Frequency (GHz)	Meter Reading (dBuV)	Det	3117_00205959	6GHz_HP[dB]	DC Corr (dB)	Corrected Reading (dBuV/m)	Avg Limit (dBuV/m)	Margin (dB)	Peak Limit (dBuV/m)	Margin (dB)	UNII Non-Restricted (dBuV/m)	Margin (dB)	Azimuth (Degs)	Height (cm)	Polarity
* 11.487	32.11	PK-U	38.5	-19.6	0	51.01	-	-	74	-22.99	-	-	167	267	H
* 11.487	24.93	ADR	38.5	-19.6	0	43.83	54	-10.17	-	-	-	-	167	267	H
* 11.491	32.89	PK-U	38.5	-19.5	0	51.89	-	-	74	-22.11	-	-	179	137	V
* 11.489	24.85	ADR	38.5	-19.5	0	43.85	54	-10.15	-	-	-	-	179	137	V

* - indicates frequency in CFR47 Pt 15 / IC RSS-Restricted Band
PK-U - U-NII: Maximum Peak
ADR - U-NII AD primary method, RMS average

UL Korea, Ltd. Suwon Laboratory FORM ID: FCC_15E
218 Maeyeong-ro, Yeongtong-gu, Suwon-si, Gyeonggi-do, 16675 Korea TEL: (031) 337-9902,FAX: (031) 213-5433
UL Korea, Ltd. Confidential
This report shall not be reproduced except in full, without the written approval of UL Korea, Ltd.

MID CHANNEL HORIZONTAL

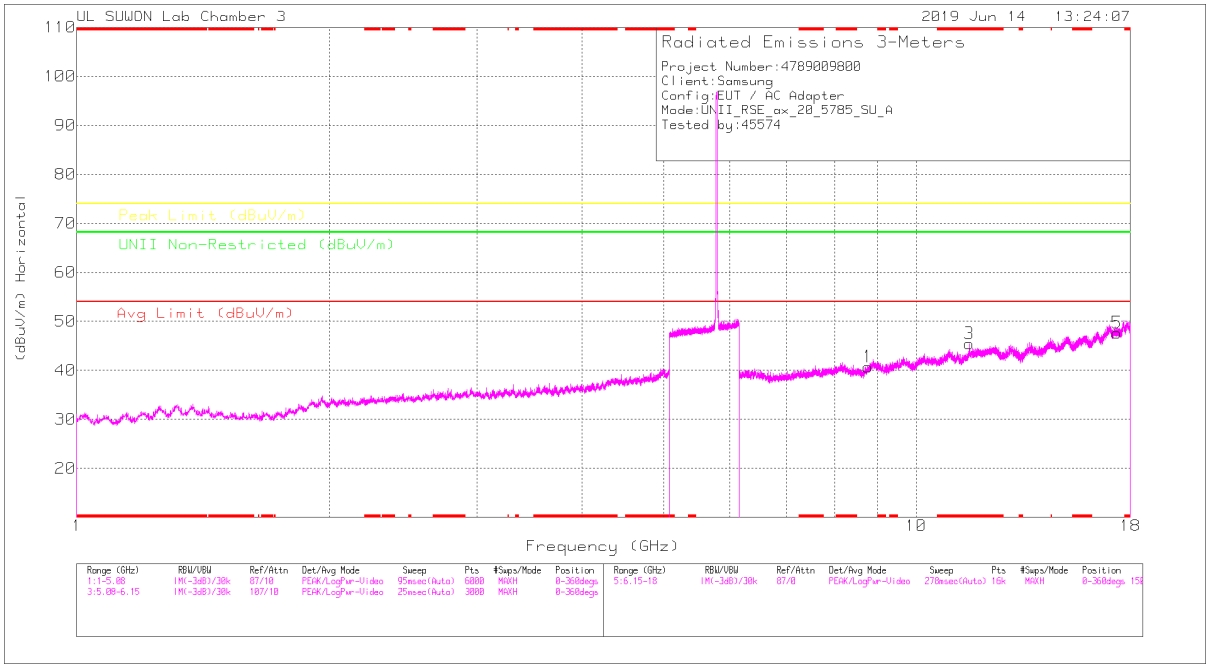

MID CHANNEL VERTICAL

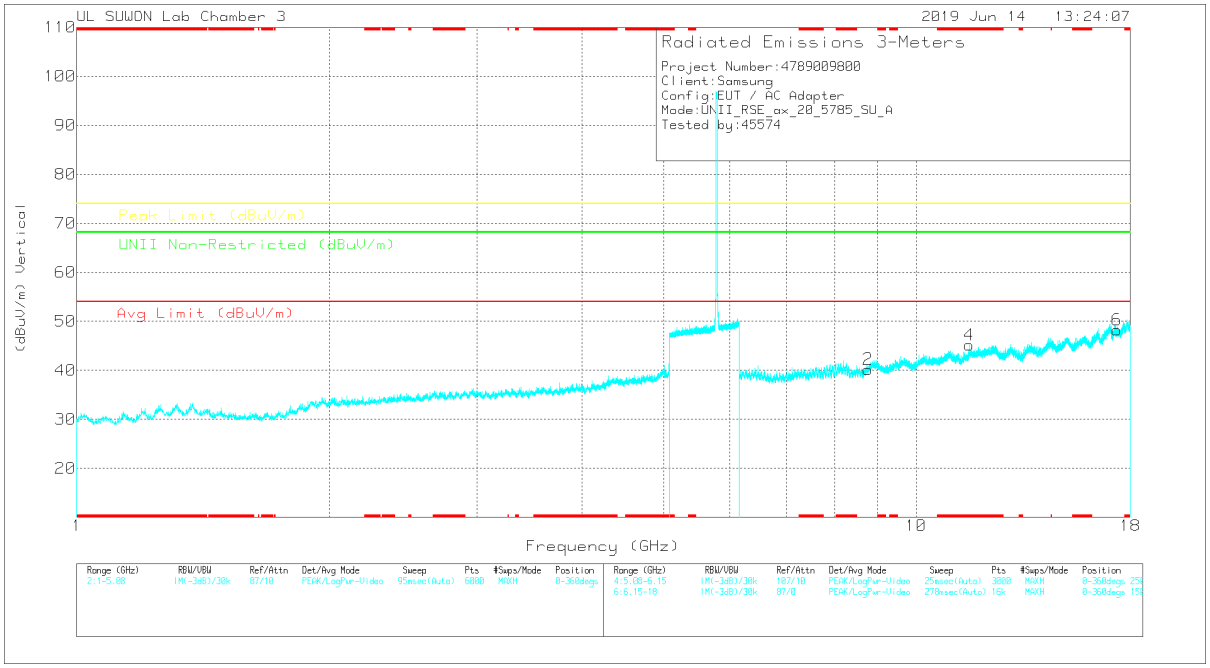

Note: Emission was scanned up to 40GHz; No emissions were detected above the noise floor which was at least 20dB below the specification limit.

UL Korea, Ltd. Confidential
This report shall not be reproduced except in full, without the written approval of UL Korea, Ltd.

MID CHANNEL DATA

Trace Markers

Marker	Frequency (GHz)	Meter Reading (dBuV)	Det	3117_00205959	6GHz_HP[dB]	DC Corr (dB)	Corrected Reading (dBuV/m)	Avg Limit (dBuV/m)	Margin (dB)	Peak Limit (dBuV/m)	Margin (dB)	UNII Non-Restricted (dBuV/m)	Margin (dB)	Azimuth (Degs)	Height (cm)	Polarity
1	8.769	25.23	PK	36.5	-21	0	40.73	-	-	-	-	68.2	-27.47	0-360	150	H
3	* 11.57	26.56	PK	38.6	-19.7	0	45.46	-	-	74	-28.54	-	-	0-360	250	H
5	17.355	21.84	PK	41.2	-15.4	0	47.64	-	-	-	-	68.2	-20.56	0-360	150	H
2	8.769	24.7	PK	36.5	-21	0	40.2	-	-	-	-	68.2	-28	0-360	150	V
4	* 11.569	26.36	PK	38.6	-19.8	0	45.16	-	-	74	-28.84	-	-	0-360	150	V
6	17.355	22.46	PK	41.2	-15.4	0	48.26	-	-	-	-	68.2	-19.94	0-360	250	V

* - indicates frequency in CFR47 Pt 15 / IC RSS-Restricted Band
PK – Peak detector

Note: Only peak measurement was performed. Because peak measurement result of unwanted emission is less than average limit (54dBuV/m).

UL Korea, Ltd. Suwon Laboratory FORM ID: FCC_15E
218 Maeyeong-ro, Yeongtong-gu, Suwon-si, Gyeonggi-do, 16675 Korea TEL: (031) 337-9902,FAX: (031) 213-5433
UL Korea, Ltd. Confidential
This report shall not be reproduced except in full, without the written approval of UL Korea, Ltd.

HIGH CHANNEL HORIZONTAL

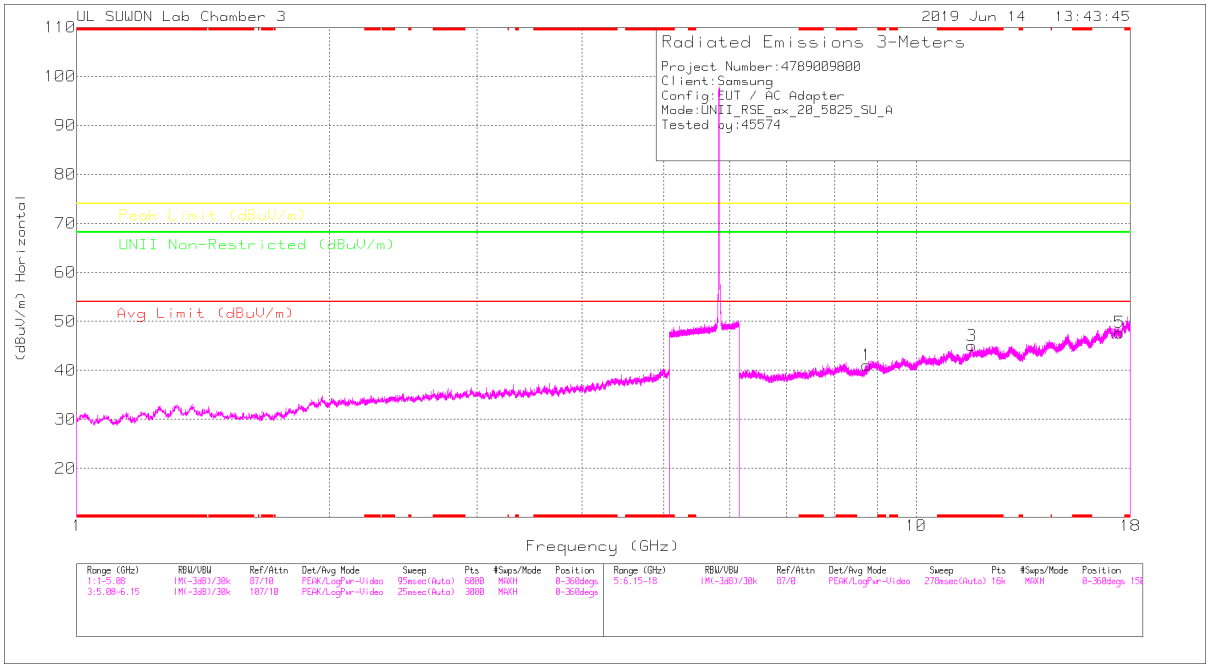

HIGH CHANNEL VERTICAL

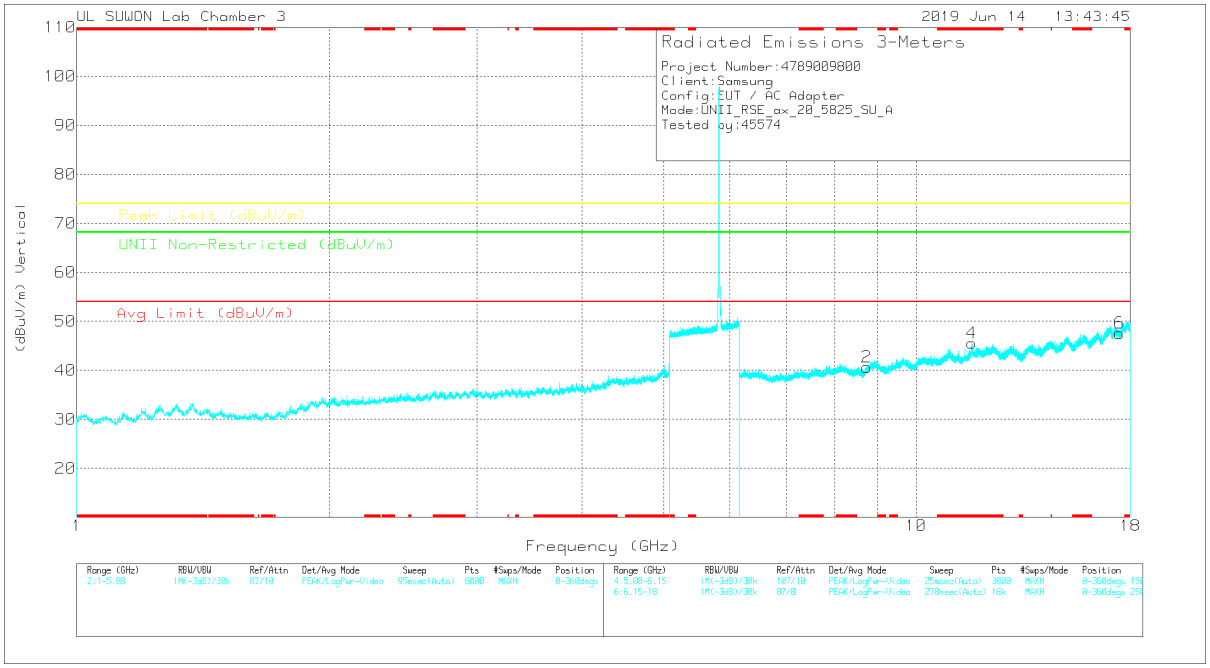

Note: Emission was scanned up to 40GHz; No emissions were detected above the noise floor which was at least 20dB below the specification limit.

UL Korea, Ltd. Confidential
This report shall not be reproduced except in full, without the written approval of UL Korea, Ltd.

HIGH CHANNEL DATA

Trace Markers

Marker	Frequency (GHz)	Meter Reading (dBuV)	Det	3117_00205959	6GHz_HP[dB]	DC Corr (dB)	Corrected Reading (dBuV/m)	Avg Limit (dBuV/m)	Margin (dB)	Peak Limit (dBuV/m)	Margin (dB)	UNII Non-Restricted (dBuV/m)	Margin (dB)	Azimuth (Degs)	Height (cm)	Polarity
1	8.736	25.86	PK	36.4	-21.2	0	41.06	-	-	-	-	68.2	-27.14	0-360	150	H
3	* 11.651	25.86	PK	38.7	-19.5	0	45.06	-	-	74	-28.94	-	-	0-360	150	H
5	17.477	21.38	PK	41.2	-14.9	0	47.68	-	-	-	-	68.2	-20.52	0-360	150	H
2	8.736	25.44	PK	36.4	-21.2	0	40.64	-	-	-	-	68.2	-27.56	0-360	150	V
4	* 11.651	26.34	PK	38.7	-19.5	0	45.54	-	-	74	-28.46	-	-	0-360	150	V
6	17.478	21.36	PK	41.2	-15	0	47.56	-	-	-	-	68.2	-20.64	0-360	250	V

* - indicates frequency in CFR47 Pt 15 / IC RSS-Restricted Band
PK – Peak detector

Note: Only peak measurement was performed. Because peak measurement result of unwanted emission is less than average limit (54dBuV/m).

UL Korea, Ltd. Suwon Laboratory FORM ID: FCC_15E
218 Maeyeong-ro, Yeongtong-gu, Suwon-si, Gyeonggi-do, 16675 Korea TEL: (031) 337-9902,FAX: (031) 213-5433
UL Korea, Ltd. Confidential
This report shall not be reproduced except in full, without the written approval of UL Korea, Ltd.

HE40 SU mode (MIMO)

LOW CHANNEL HORIZONTAL

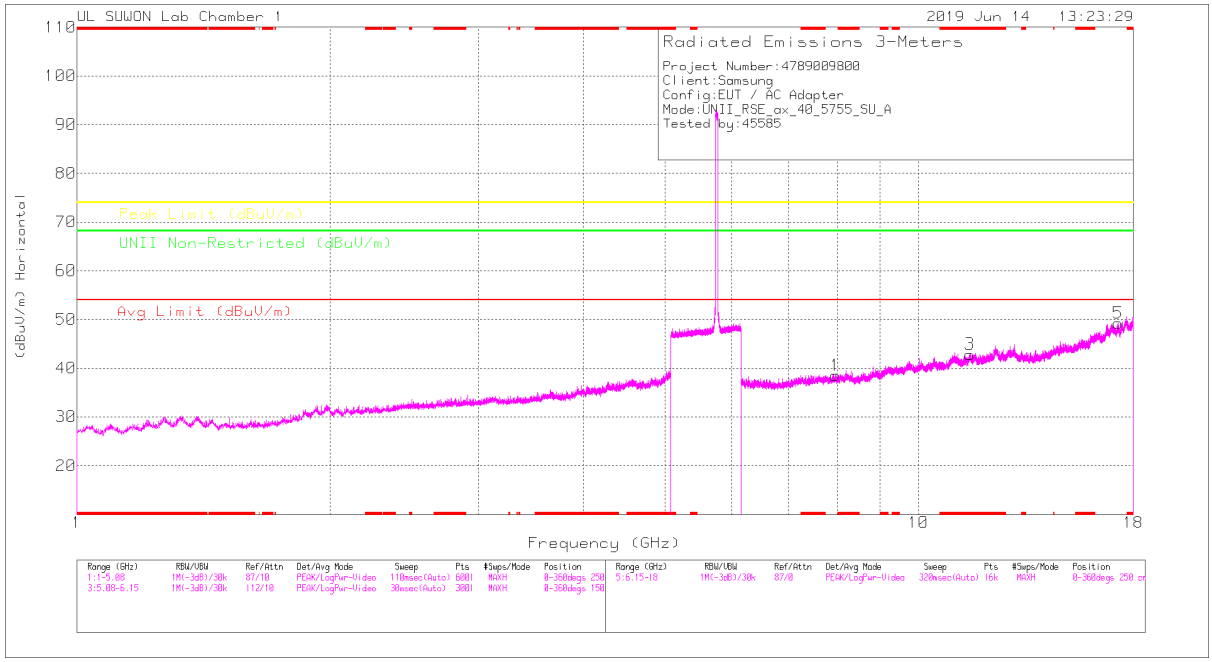

LOW CHANNEL VERTICAL

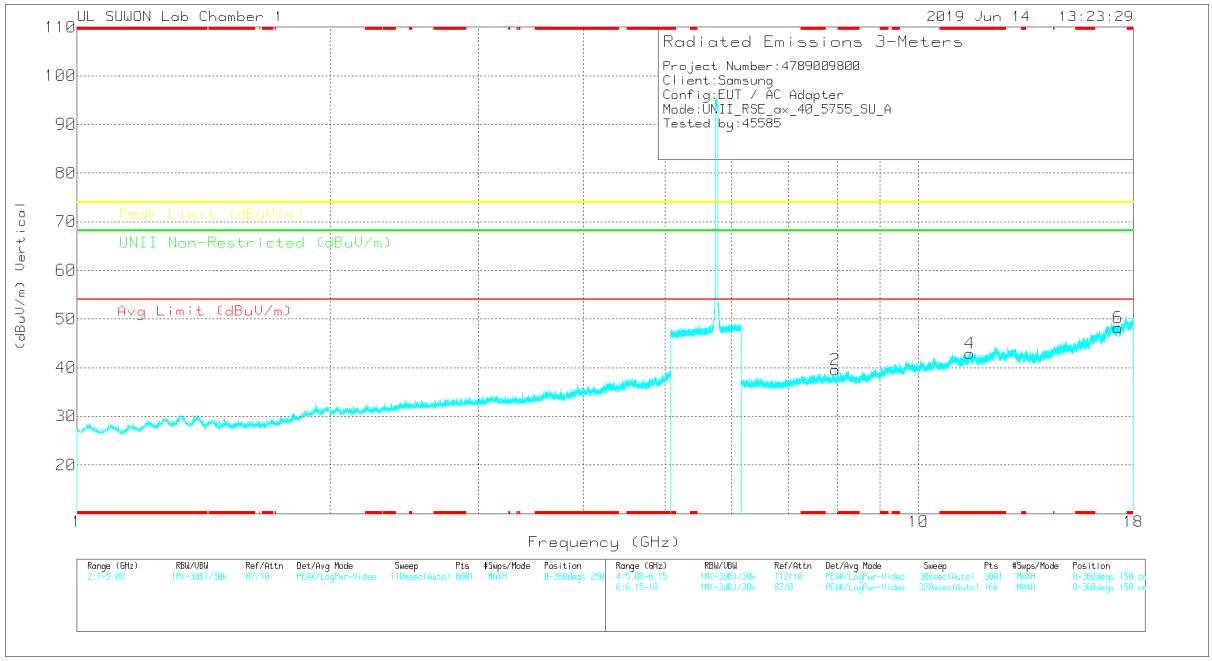

Note: Emission was scanned up to 40GHz; No emissions were detected above the noise floor which was at least 20dB below the specification limit.

UL Korea, Ltd. Confidential
This report shall not be reproduced except in full, without the written approval of UL Korea, Ltd.

LOW CHANNEL DATA

Trace Markers

Marker	Frequency (GHz)	Meter Reading (dBuV)	Det	3117_00168717	6GHz_HP[dB]	DC Corr (dB)	Corrected Reading (dBuV/m)	Avg Limit (dBuV/m)	Margin (dB)	Peak Limit (dBuV/m)	Margin (dB)	UNII Non-Restricted (dBuV/m)	Margin (dB)	Azimuth (Degs)	Height (cm)	Polarity
1	7.96738	28.72	PK	36	-26.2	0	38.52	-	-	-	-	68.2	-29.68	0-360	150	H
3	* 11.50439	26.65	PK	38.5	-22.3	0	42.85	-	-	74	-31.15	-	-	0-360	250	H
5	17.26979	24.42	PK	41.3	-16.5	0	49.22	-	-	-	-	68.2	-18.98	0-360	250	H
2	7.95923	29.77	PK	36	-26.2	0	39.57	-	-	-	-	68.2	-28.63	0-360	150	V
4	* 11.50735	26.73	PK	38.5	-22.3	0	42.93	-	-	74	-31.07	-	-	0-360	150	V
6	17.27276	23.42	PK	41.3	-16.5	0	48.22	-	-	-	-	68.2	-19.98	0-360	150	V

* - indicates frequency in CFR47 Pt 15 / IC RSS-Restricted Band
PK – Peak detector

Note: Only peak measurement was performed. Because peak measurement result of unwanted emission is less than average limit (54dBuV/m).

UL Korea, Ltd. Confidential
This report shall not be reproduced except in full, without the written approval of UL Korea, Ltd.

HIGH CHANNEL HORIZONTAL

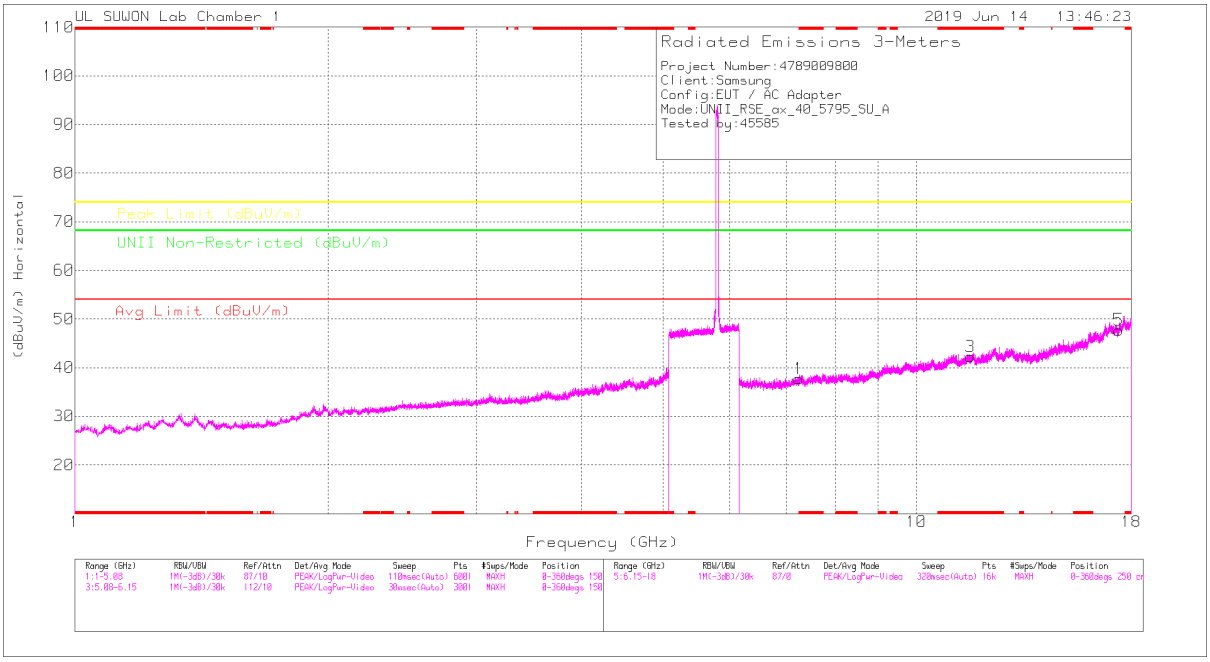

HIGH CHANNEL VERTICAL

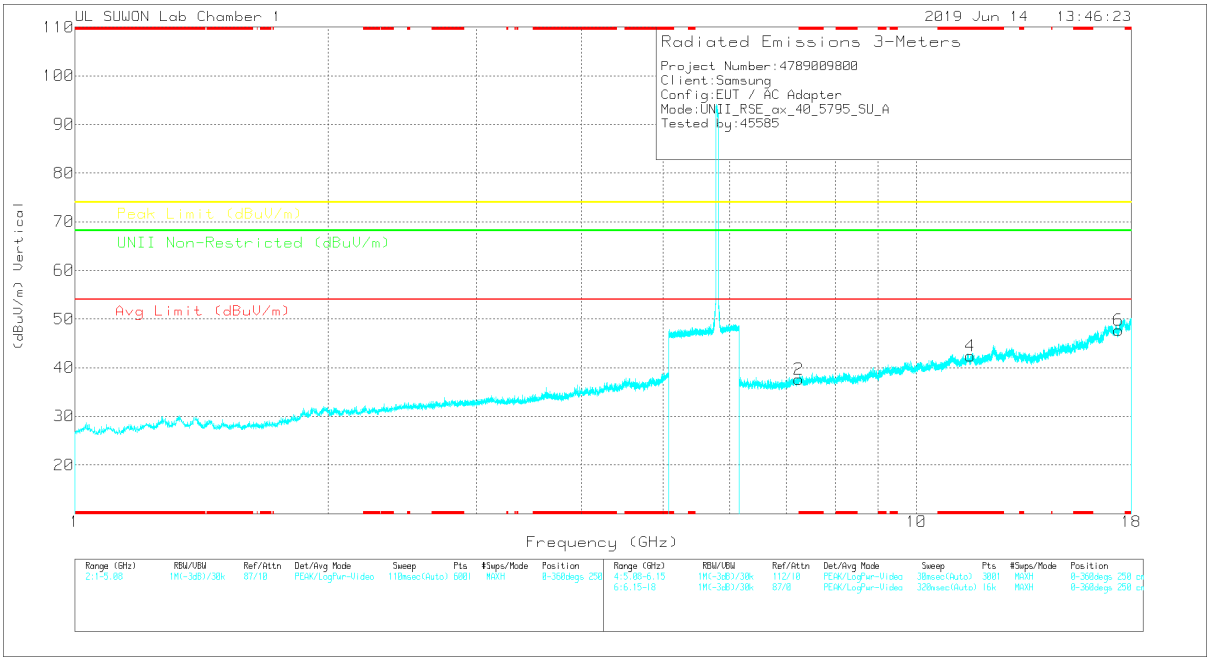

Note: Emission was scanned up to 40GHz; No emissions were detected above the noise floor which was at least 20dB below the specification limit.

UL Korea, Ltd. Confidential
This report shall not be reproduced except in full, without the written approval of UL Korea, Ltd.

HIGH CHANNEL DATA

Trace Markers

Marker	Frequency (GHz)	Meter Reading (dBuV)	Det	3117_00168717	6GHz_HP[dB]	DC Corr (dB)	Corrected Reading (dBuV/m)	Avg Limit (dBuV/m)	Margin (dB)	Peak Limit (dBuV/m)	Margin (dB)	UNII Non-Restricted (dBuV/m)	Margin (dB)	Azimuth (Degs)	Height (cm)	Polarity
1	7.24458	28.9	PK	35.8	-27	0	37.7	-	-	-	-	68.2	-30.5	0-360	150	H
3	* 11.59474	26.08	PK	38.6	-22.4	0	42.28	-	-	74	-31.72	-	-	0-360	250	H
5	17.39051	23.66	PK	41.2	-17.1	0	47.76	-	-	-	-	68.2	-20.44	0-360	250	H
2	7.24828	28.68	PK	35.8	-26.9	0	37.58	-	-	-	-	68.2	-30.62	0-360	150	V
4	* 11.58881	26.18	PK	38.6	-22.4	0	42.38	-	-	74	-31.62	-	-	0-360	250	V
6	17.38607	23.68	PK	41.2	-17.2	0	47.68	-	-	-	-	68.2	-20.52	0-360	150	V

* - indicates frequency in CFR47 Pt 15 / IC RSS-Restricted Band
PK – Peak detector

Note: Only peak measurement was performed. Because peak measurement result of unwanted emission is less than average limit (54dBuV/m).

UL Korea, Ltd. Confidential
This report shall not be reproduced except in full, without the written approval of UL Korea, Ltd.

HE80 SU mode (MIMO)

MID CHANNEL HORIZONTAL

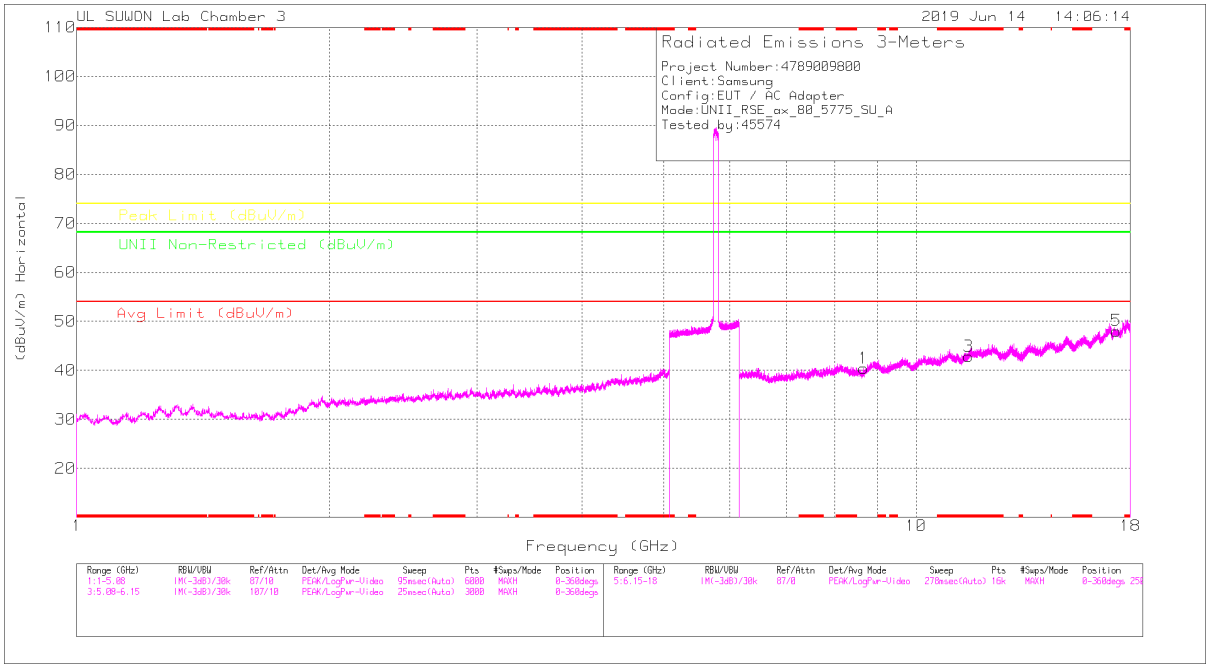

MID CHANNEL VERTICAL

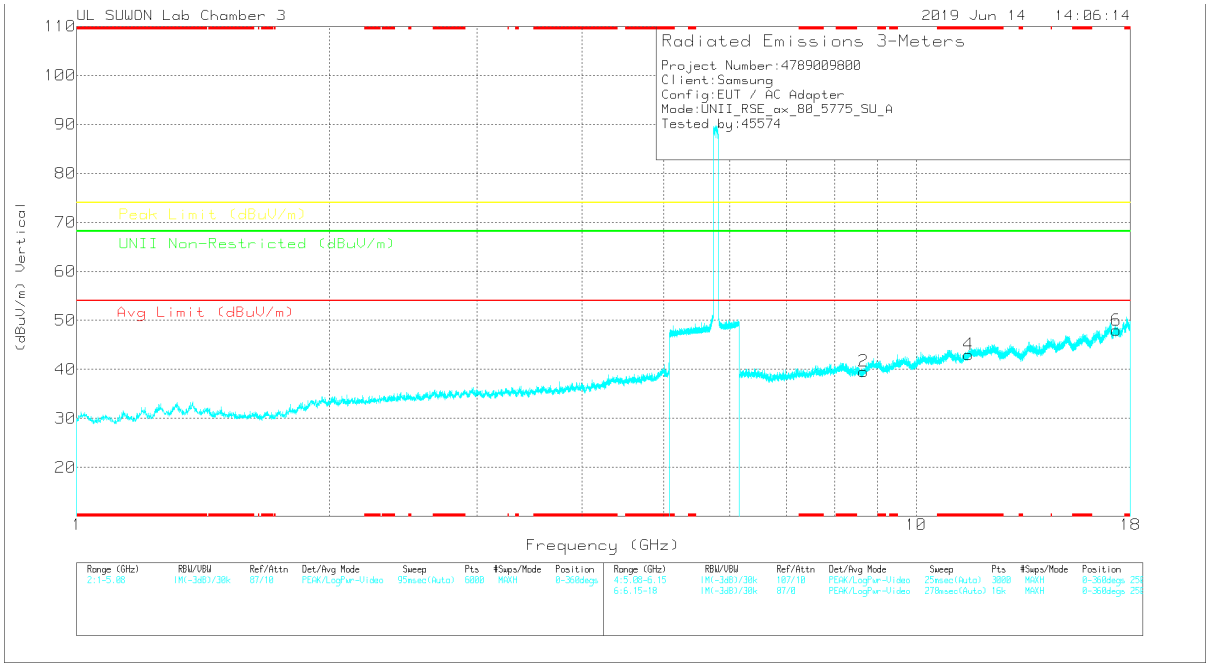

Note: Emission was scanned up to 40GHz; No emissions were detected above the noise floor which was at least 20dB below the specification limit.

UL Korea, Ltd. Confidential
This report shall not be reproduced except in full, without the written approval of UL Korea, Ltd.

MID CHANNEL DATA

Trace Markers

Marker	Frequency (GHz)	Meter Reading (dBuV)	Det	3117_00205959	6GHz_HP[dB]	DC Corr (dB)	Corrected Reading (dBuV/m)	Avg Limit (dBuV/m)	Margin (dB)	Peak Limit (dBuV/m)	Margin (dB)	UNII Non-Restricted (dBuV/m)	Margin (dB)	Azimuth (Degs)	Height (cm)	Polarity
1	8.664	25.63	PK	36.4	-21.6	0	40.43	-	-	-	-	68.2	-27.77	0-360	250	H
3	* 11.549	24.04	PK	38.5	-19.7	0	42.84	-	-	74	-31.16	-	-	0-360	250	H
5	17.325	22.16	PK	41.3	-15.4	0	48.06	-	-	-	-	68.2	-20.14	0-360	150	H
2	8.663	24.8	PK	36.4	-21.6	0	39.6	-	-	-	-	68.2	-28.6	0-360	250	V
4	* 11.55	24.14	PK	38.6	-19.7	0	43.04	-	-	74	-30.96	-	-	0-360	150	V
6	17.325	22.18	PK	41.2	-15.4	0	47.98	-	-	-	-	68.2	-20.22	0-360	250	V

* - indicates frequency in CFR47 Pt 15 / IC RSS-Restricted Band
PK – Peak detector

Note: Only peak measurement was performed. Because peak measurement result of unwanted emission is less than average limit (54dBuV/m).

UL Korea, Ltd. Suwon Laboratory FORM ID: FCC_15E
218 Maeyeong-ro, Yeongtong-gu, Suwon-si, Gyeonggi-do, 16675 Korea TEL: (031) 337-9902,FAX: (031) 213-5433
UL Korea, Ltd. Confidential
This report shall not be reproduced except in full, without the written approval of UL Korea, Ltd.

HE20 RU mode (MIMO / 26T / Low: 0, Mid: 0, High: 4)

LOW CHANNEL HORIZONTAL

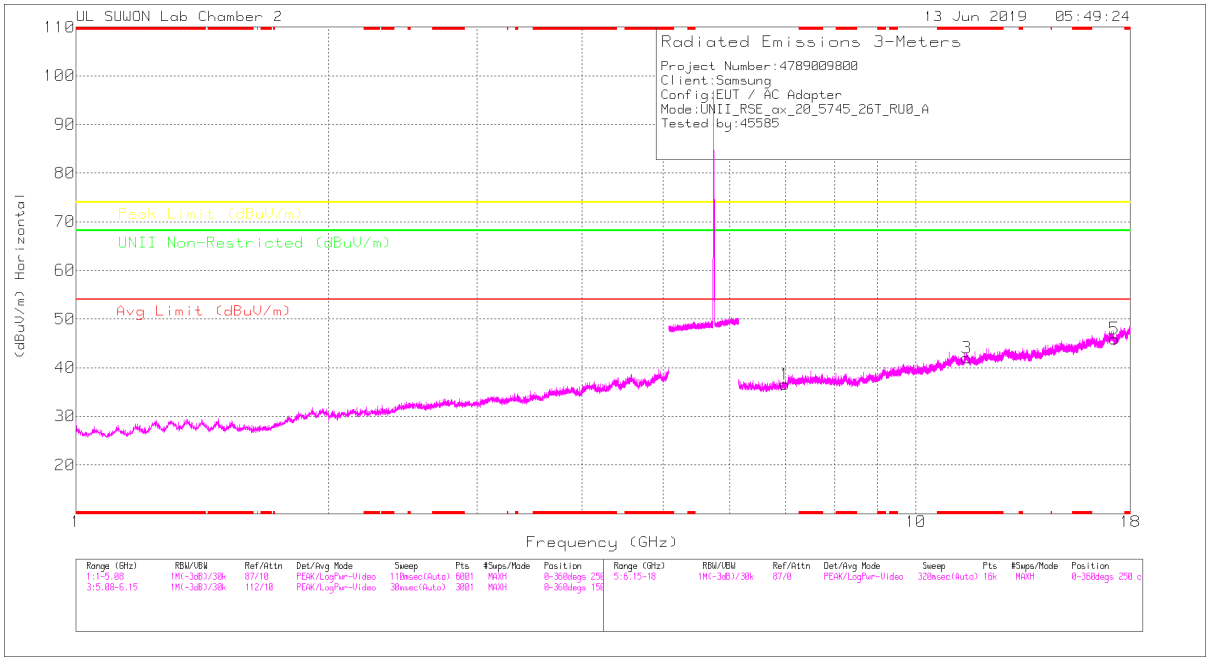

LOW CHANNEL VERTICAL

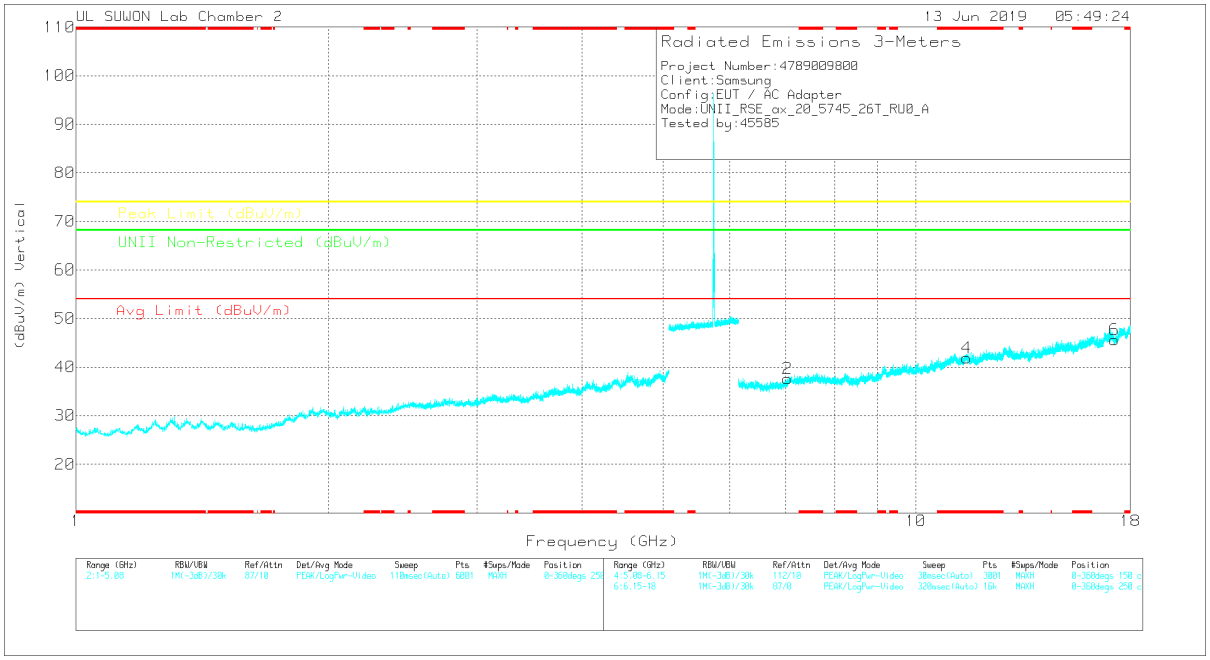

Note: Emission was scanned up to 40GHz; No emissions were detected above the noise floor which was at least 20dB below the specification limit.

UL Korea, Ltd. Confidential
This report shall not be reproduced except in full, without the written approval of UL Korea, Ltd.

LOW CHANNEL DATA

Trace Markers

Marker	Frequency (GHz)	Meter Reading (dBuV)	Det	3117_00168724	6GHz_HP[dB]	DC Corr (dB)	Corrected Reading (dBuV/m)	Avg Limit (dBuV/m)	Margin (dB)	Peak Limit (dBuV/m)	Margin (dB)	UNII Non-Restricted (dBuV/m)	Margin (dB)	Azimuth (Degs)	Height (cm)	Polarity
1	6.98	26.47	PK	35.8	-25.7	0	36.57	-	-	-	-	68.2	-31.63	0-360	250	H
3	* 11.49	23.56	PK	38.3	-19.9	0	41.96	-	-	74	-32.04	-	-	0-360	150	H
5	17.238	23.45	PK	41.3	-18.8	0	45.95	-	-	-	-	68.2	-22.25	0-360	250	H
2	7.034	26.76	PK	35.9	-25	0	37.66	-	-	-	-	68.2	-30.54	0-360	150	V
4	* 11.49	23.53	PK	38.3	-19.9	0	41.93	-	-	74	-32.07	-	-	0-360	150	V
6	17.236	23.05	PK	41.3	-18.7	0	45.65	-	-	-	-	68.2	-22.55	0-360	250	V

* - indicates frequency in CFR47 Pt 15 / IC RSS-Restricted Band
PK – Peak detector

Note: Only peak measurement was performed. Because peak measurement result of unwanted emission is less than average limit (54dBuV/m).

UL Korea, Ltd. Confidential
This report shall not be reproduced except in full, without the written approval of UL Korea, Ltd.

MID CHANNEL HORIZONTAL

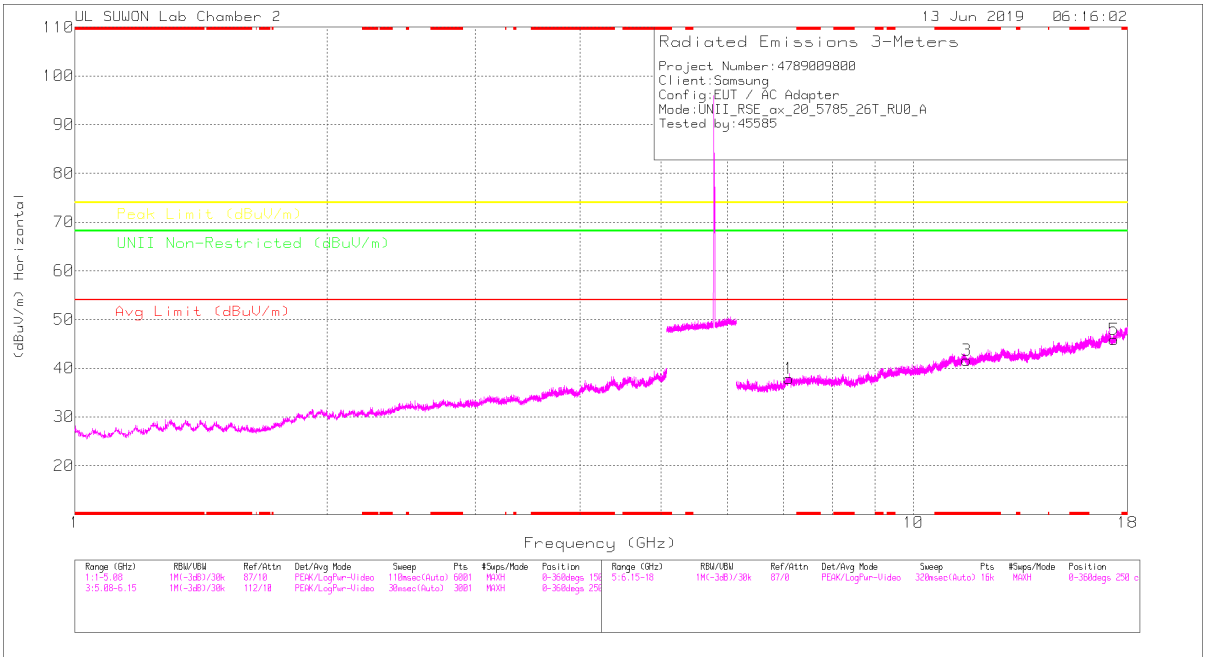

MID CHANNEL VERTICAL

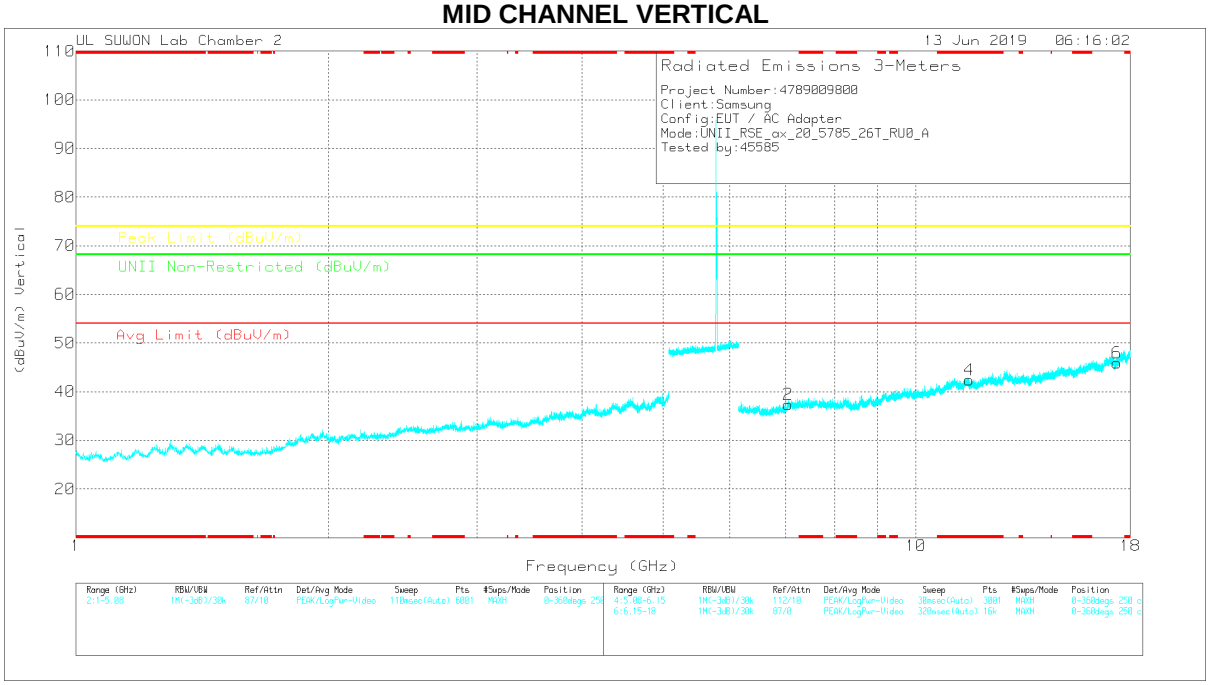

Note: Emission was scanned up to 40GHz; No emissions were detected above the noise floor which was at least 20dB below the specification limit.

UL Korea, Ltd. Confidential
This report shall not be reproduced except in full, without the written approval of UL Korea, Ltd.

MID CHANNEL DATA

Trace Markers

Marker	Frequency (GHz)	Meter Reading (dBuV)	Det	3117_00168724	6GHz_HP[dB]	DC Corr (dB)	Corrected Reading (dBuV/m)	Avg Limit (dBuV/m)	Margin (dB)	Peak Limit (dBuV/m)	Margin (dB)	UNII Non-Restricted (dBuV/m)	Margin (dB)	Azimuth (Degs)	Height (cm)	Polarity
1	7.109	25.53	PK	36	-23.7	0	37.83	-	-	-	-	68.2	-30.37	0-360	150	H
3	* 11.571	23.22	PK	38.4	-20	0	41.62	-	-	74	-32.38	-	-	0-360	150	H
5	17.356	23.54	PK	41.3	-18.9	0	45.94	-	-	-	-	68.2	-22.26	0-360	150	H
2	7.047	26.18	PK	35.9	-24.7	0	37.38	-	-	-	-	68.2	-30.82	0-360	150	V
4	* 11.571	23.98	PK	38.4	-20	0	42.38	-	-	74	-31.62	-	-	0-360	250	V
6	17.356	23.43	PK	41.3	-18.9	0	45.83	-	-	-	-	68.2	-22.37	0-360	150	V

* - indicates frequency in CFR47 Pt 15 / IC RSS-Restricted Band
PK – Peak detector

Note: Only peak measurement was performed. Because peak measurement result of unwanted emission is less than average limit (54dBuV/m).

UL Korea, Ltd. Suwon Laboratory FORM ID: FCC_15E
218 Maeyeong-ro, Yeongtong-gu, Suwon-si, Gyeonggi-do, 16675 Korea TEL: (031) 337-9902,FAX: (031) 213-5433
UL Korea, Ltd. Confidential
This report shall not be reproduced except in full, without the written approval of UL Korea, Ltd.

HIGH CHANNEL HORIZONTAL

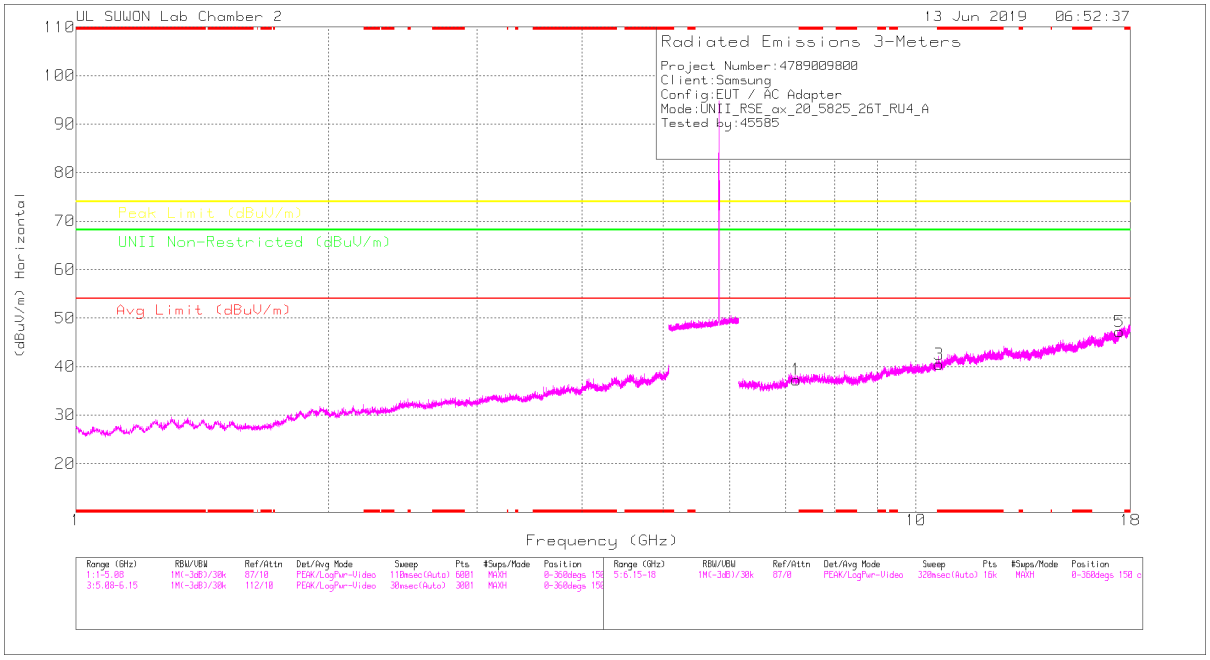

HIGH CHANNEL VERTICAL

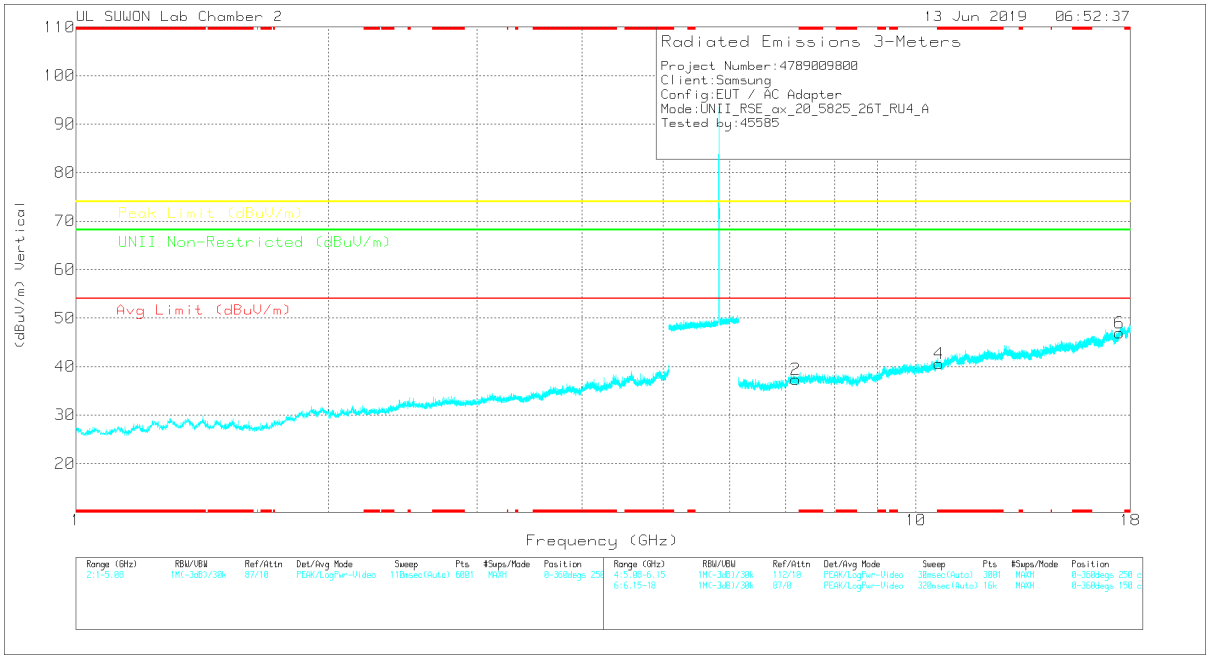

Note: Emission was scanned up to 40GHz; No emissions were detected above the noise floor which was at least 20dB below the specification limit.

UL Korea, Ltd. Confidential
This report shall not be reproduced except in full, without the written approval of UL Korea, Ltd.

HIGH CHANNEL DATA

Trace Markers

Marker	Frequency (GHz)	Meter Reading (dBuV)	Det	3117_00168724	6GHz_HP[dB]	DC Corr (dB)	Corrected Reading (dBuV/m)	Avg Limit (dBuV/m)	Margin (dB)	Peak Limit (dBuV/m)	Margin (dB)	UNII Non-Restricted (dBuV/m)	Margin (dB)	Azimuth (Degs)	Height (cm)	Polarity
1	7.206	26.59	PK	36.1	-25.4	0	37.29	-	-	-	-	68.2	-30.91	0-360	250	H
3	* 10.65	22.41	PK	37.8	-19.7	0	40.51	-	-	74	-33.49	-	-	0-360	250	H
5	17.475	24.04	PK	41.4	-18.2	0	47.24	-	-	-	-	68.2	-20.96	0-360	250	H
2	7.193	26.55	PK	36.1	-25.3	0	37.35	-	-	-	-	68.2	-30.85	0-360	250	V
4	* 10.65	22.53	PK	37.8	-19.7	0	40.63	-	-	74	-33.37	-	-	0-360	150	V
6	17.476	23.69	PK	41.4	-18.2	0	46.89	-	-	-	-	68.2	-21.31	0-360	250	V

* - indicates frequency in CFR47 Pt 15 / IC RSS-Restricted Band
PK – Peak detector

Note: Only peak measurement was performed. Because peak measurement result of unwanted emission is less than average limit (54dBuV/m).

UL Korea, Ltd. Suwon Laboratory FORM ID: FCC_15E
218 Maeyeong-ro, Yeongtong-gu, Suwon-si, Gyeonggi-do, 16675 Korea TEL: (031) 337-9902,FAX: (031) 213-5433
UL Korea, Ltd. Confidential
This report shall not be reproduced except in full, without the written approval of UL Korea, Ltd.

HE40 RU mode (MIMO / 26T / Low: 0, High: 9)

LOW CHANNEL HORIZONTAL

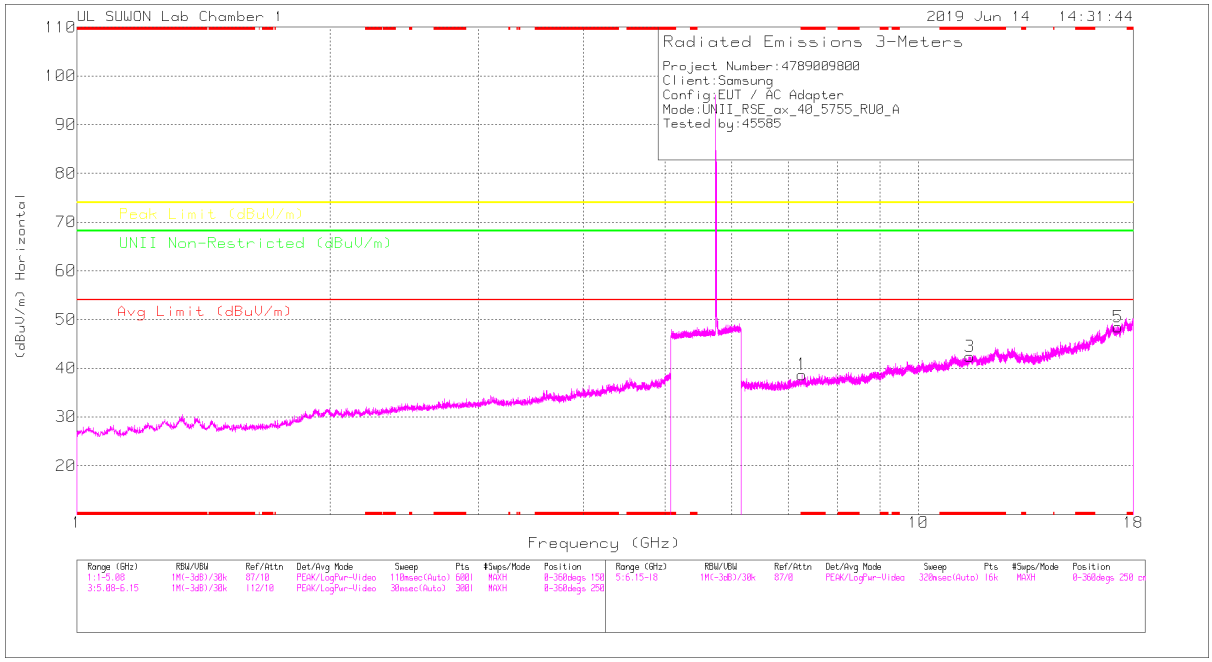

LOW CHANNEL VERTICAL

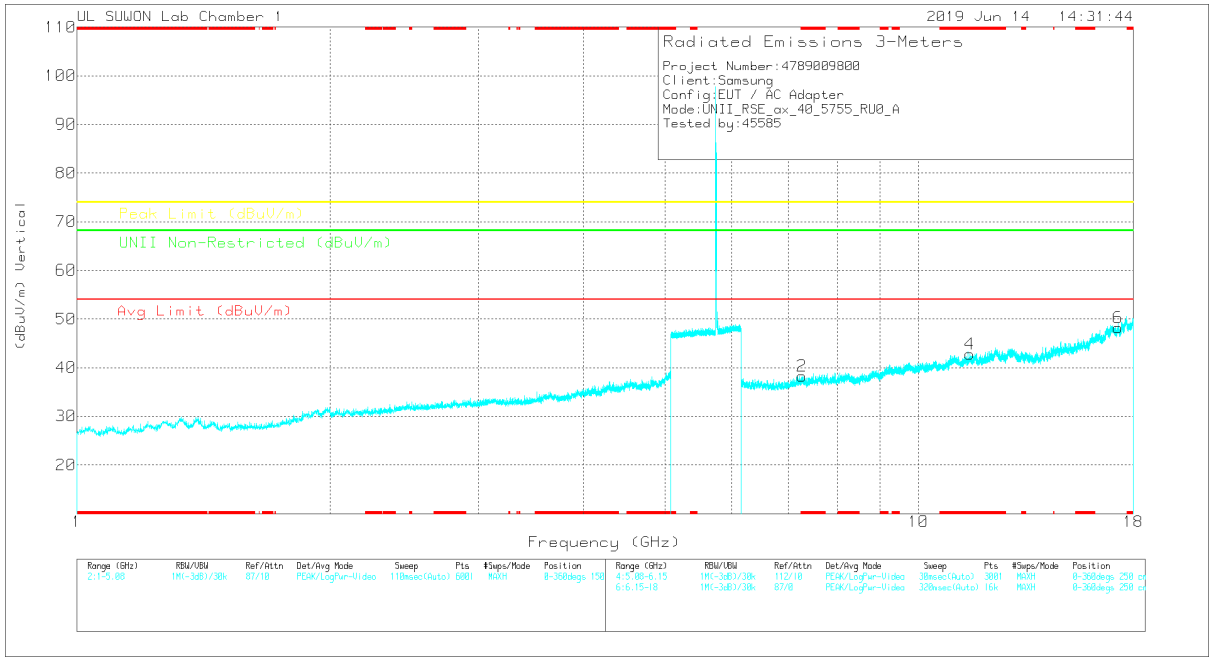

Note: Emission was scanned up to 40GHz; No emissions were detected above the noise floor which was at least 20dB below the specification limit.

UL Korea, Ltd. Confidential
This report shall not be reproduced except in full, without the written approval of UL Korea, Ltd.

LOW CHANNEL DATA

Trace Markers

Marker	Frequency (GHz)	Meter Reading (dBuV)	Det	3117_00168717	6GHz_HP[dB]	DC Corr (dB)	Corrected Reading (dBuV/m)	Avg Limit (dBuV/m)	Margin (dB)	Peak Limit (dBuV/m)	Margin (dB)	UNII Non-Restricted (dBuV/m)	Margin (dB)	Azimuth (Degs)	Height (cm)	Polarity
1	* 7.27124	29.81	PK	35.8	-26.9	0	38.71	-	-	74	-35.29	-	-	0-360	150	H
3	* 11.50735	26.16	PK	38.5	-22.3	0	42.36	-	-	74	-31.64	-	-	0-360	150	H
5	17.26979	23.63	PK	41.3	-16.5	0	48.43	-	-	-	-	68.2	-19.77	0-360	250	H
2	* 7.26827	29.34	PK	35.8	-26.9	0	38.24	-	-	74	-35.76	-	-	0-360	250	V
4	* 11.50735	26.57	PK	38.5	-22.3	0	42.77	-	-	74	-31.23	-	-	0-360	150	V
6	17.26239	23.42	PK	41.3	-16.5	0	48.22	-	-	-	-	68.2	-19.98	0-360	150	V

* - indicates frequency in CFR47 Pt 15 / IC RSS-Restricted Band
PK – Peak detector

Note: Only peak measurement was performed. Because peak measurement result of unwanted emission is less than average limit (54dBuV/m).

UL Korea, Ltd. Confidential
This report shall not be reproduced except in full, without the written approval of UL Korea, Ltd.

HIGH CHANNEL HORIZONTAL

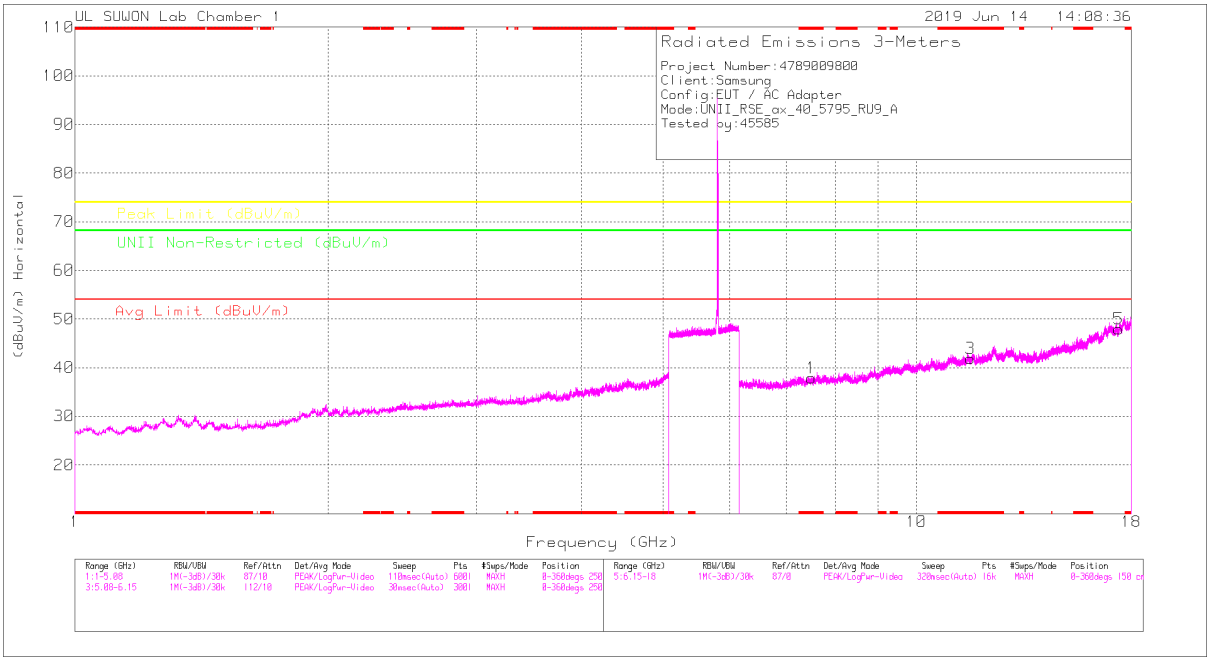

HIGH CHANNEL VERTICAL

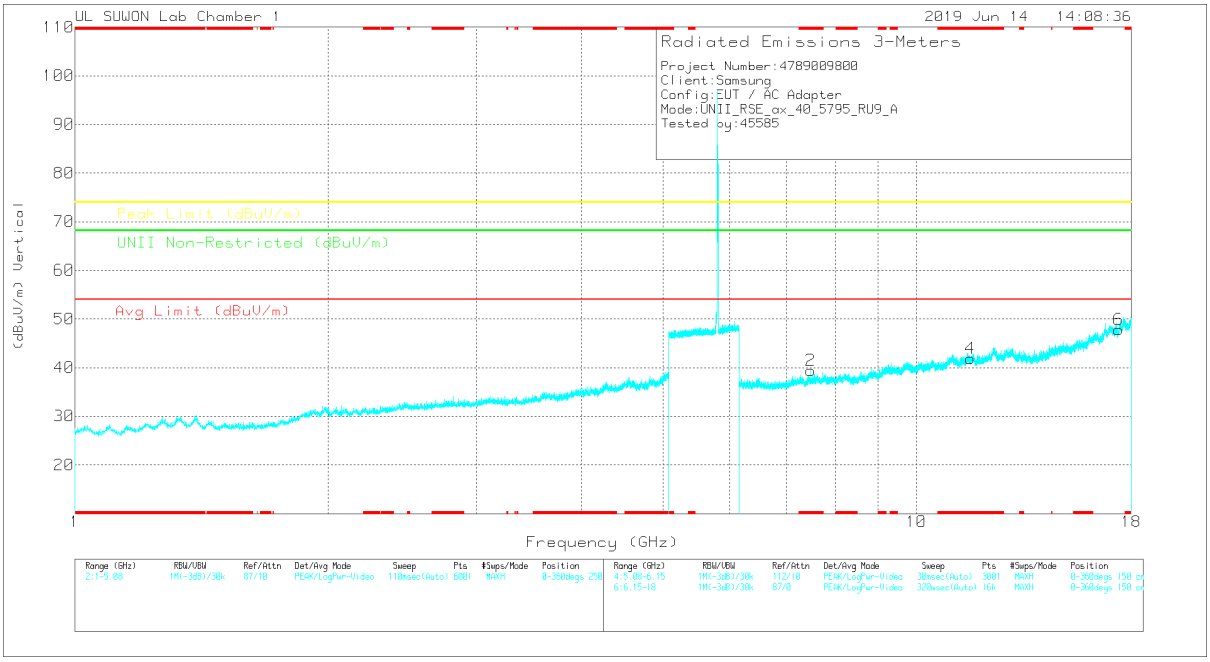

Note: Emission was scanned up to 40GHz; No emissions were detected above the noise floor which was at least 20dB below the specification limit.

UL Korea, Ltd. Confidential
This report shall not be reproduced except in full, without the written approval of UL Korea, Ltd.

HIGH CHANNEL DATA

Trace Markers

Marker	Frequency (GHz)	Meter Reading (dBuV)	Det	3117_00168717	6GHz_HP[dB]	DC Corr (dB)	Corrected Reading (dBuV/m)	Avg Limit (dBuV/m)	Margin (dB)	Peak Limit (dBuV/m)	Margin (dB)	UNII Non-Restricted (dBuV/m)	Margin (dB)	Azimuth (Degs)	Height (cm)	Polarity
1	* 7.50008	29.12	PK	35.8	-27	0	37.92	-	-	74	-36.08	-	-	0-360	250	H
3	* 11.59177	25.69	PK	38.6	-22.4	0	41.89	-	-	74	-32.11	-	-	0-360	150	H
5	17.38607	23.95	PK	41.2	-17.2	0	47.95	-	-	-	-	68.2	-20.25	0-360	250	H
2	* 7.49267	30.62	PK	35.8	-27	0	39.42	-	-	74	-34.58	-	-	0-360	250	V
4	* 11.59103	25.72	PK	38.6	-22.4	0	41.92	-	-	74	-32.08	-	-	0-360	250	V
6	17.37496	24.03	PK	41.2	-17.4	0	47.83	-	-	-	-	68.2	-20.37	0-360	250	V

* - indicates frequency in CFR47 Pt 15 / IC RSS-Restricted Band
PK – Peak detector

Note: Only peak measurement was performed. Because peak measurement result of unwanted emission is less than average limit (54dBuV/m).

UL Korea, Ltd. Suwon Laboratory FORM ID: FCC_15E
218 Maeyeong-ro, Yeongtong-gu, Suwon-si, Gyeonggi-do, 16675 Korea TEL: (031) 337-9902,FAX: (031) 213-5433
UL Korea, Ltd. Confidential
This report shall not be reproduced except in full, without the written approval of UL Korea, Ltd.

HE80 RU mode (MIMO / 26T / Mid: 18)

MID CHANNEL HORIZONTAL

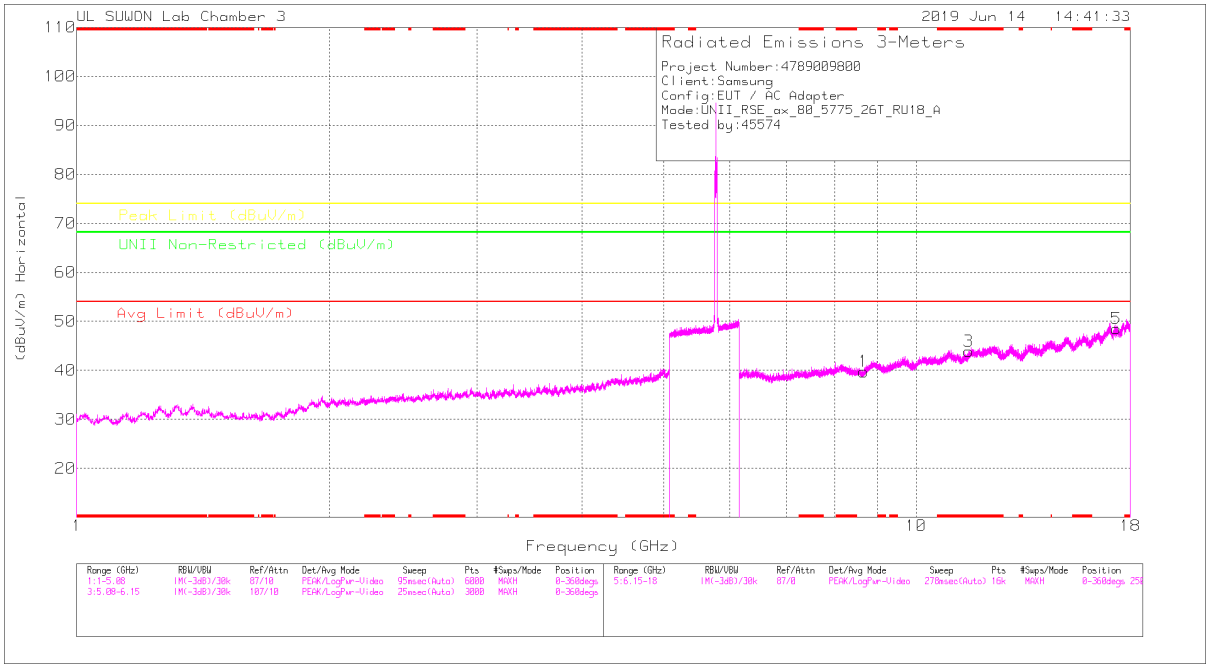

MID CHANNEL VERTICAL

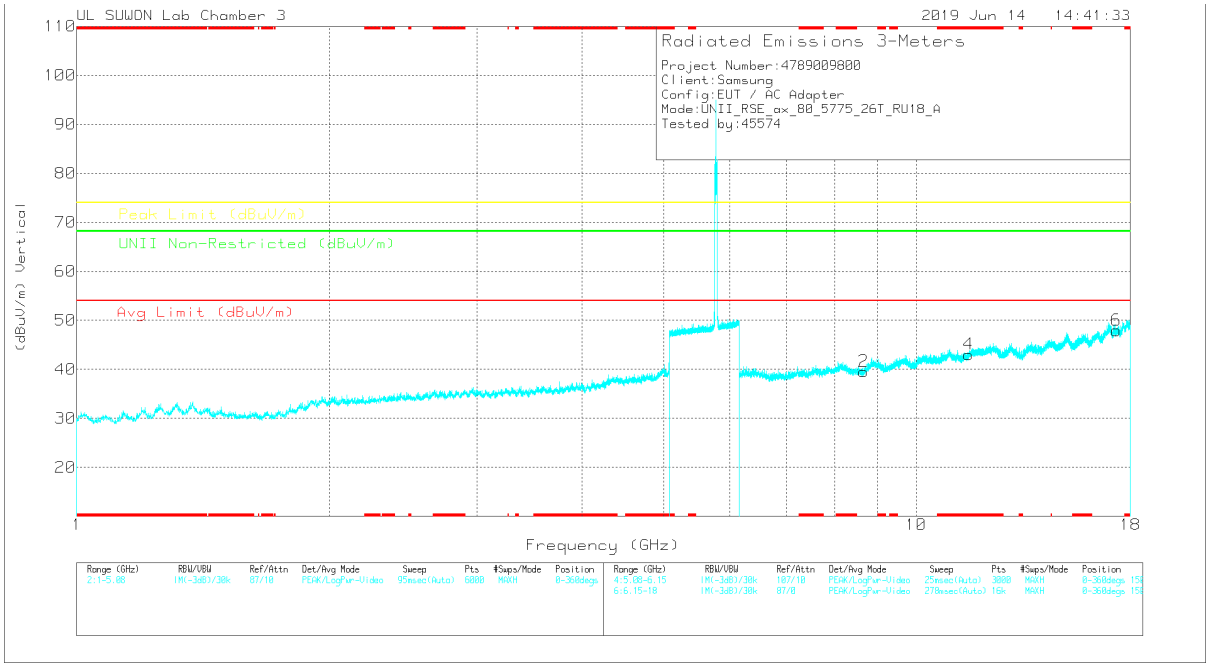

Note: Emission was scanned up to 40GHz; No emissions were detected above the noise floor which was at least 20dB below the specification limit.

UL Korea, Ltd. Confidential
This report shall not be reproduced except in full, without the written approval of UL Korea, Ltd.

MID CHANNEL DATA

Trace Markers

Marker	Frequency (GHz)	Meter Reading (dBuV)	Det	3117_00205959	6GHz_HP[dB]	DC Corr (dB)	Corrected Reading (dBuV/m)	Avg Limit (dBuV/m)	Margin (dB)	Peak Limit (dBuV/m)	Margin (dB)	UNII Non-Restricted (dBuV/m)	Margin (dB)	Azimuth (Degs)	Height (cm)	Polarity
1	8.663	24.94	PK	36.4	-21.6	0	39.74	-	-	-	-	68.2	-28.46	0-360	150	H
3	* 11.549	25.08	PK	38.5	-19.7	0	43.88	-	-	74	-30.12	-	-	0-360	250	H
5	17.326	22.71	PK	41.2	-15.4	0	48.51	-	-	-	-	68.2	-19.69	0-360	150	H
2	8.664	24.77	PK	36.4	-21.6	0	39.57	-	-	-	-	68.2	-28.63	0-360	150	V
4	* 11.549	24.26	PK	38.5	-19.7	0	43.06	-	-	74	-30.94	-	-	0-360	250	V
6	17.326	22.15	PK	41.2	-15.4	0	47.95	-	-	-	-	68.2	-20.25	0-360	250	V

* - indicates frequency in CFR47 Pt 15 / IC RSS-Restricted Band
PK – Peak detector

Note: Only peak measurement was performed. Because peak measurement result of unwanted emission is less than average limit (54dBuV/m).

UL Korea, Ltd. Confidential
This report shall not be reproduced except in full, without the written approval of UL Korea, Ltd.

11.9. Spurious Emissions for Simultaneous Transmission

Simultaneous TX Condition

Simultaneous Tx condition - **RSDB**

Mode	# of TX	5GHz		2.4GHz		Test Case
		Ant1	Ant2	Ant1	Ant2	
2.4GHz + 5GHz RSDB Only	2	**A**	-	-	**B**	**V**
	2	-	**A**	**B**	-	**V**
	2	A	-	B	-	-
	2	-	A	-	B	-
2.4GHz + 5GHz RSDB & MIMO	3	A	A	B	-	-
	3	A	A	-	B	-
	3	A	-	B	B	-
	3	-	A	B	B	-
2.4GHz + 5GHz RSDB MIMO	4	**A**	**A**	**B**	**B**	**V**

Simultaneous Tx condition - **Bluetooth with 5 GHz WLAN(not RSDB)**

Mode	# of TX	5GHz WLAN		2.4GHz Bluetooth	Test Case
		Ant1	Ant2	Ant1	
2.4GHz Bluetooth +5GHz WLAN (Not RSDB)	2	A	-	B	-
	2	-	A	B	-
	3	**A**		**B**	**V**

UL Korea, Ltd. Confidential
This report shall not be reproduced except in full, without the written approval of UL Korea, Ltd.

11.9.1. Worst test case condition

11.9.1.1. Simultaneous Tx condition

Case1	Antenna 1 2.4 GHz WLAN	Antenna 2 5 GHz WLAN
Mode	802.11b mode	802.11n(HT20) mode
Channel	11	64
Frequency	2462 MHz	5320 MHz
Data Rate	1 Mbps	MCS 0
Axis	Y (Worst Case)	

Case2	Antenna 2 2.4 GHz WLAN	Antenna 1 5 GHz WLAN
Mode	802.11b mode	802.11a mode
Channel	6	64
Frequency	2437 MHz	5320 MHz
Data Rate	1 Mbps	6 Mbps
Axis	Y (Worst Case)	

Case3	Antenna ALL 2.4 GHz WLAN	Antenna ALL 5 GHz WLAN
Mode	802.11g mode	802.11n(HT20) mode
Channel	6	64
Frequency	2437 MHz	5320 MHz
Data Rate	6 Mbps	MCS 0
Axis	Y (Worst Case)	

Case4	Antenna 2 2.4 GHz WLAN	Antenna 1 5 GHz WLAN
Mode	802.11ax(HE20) mode	802.11ax(HE40) mode
Channel	6	102
Frequency	2437 MHz	5510 MHz
Data Rate	MCS 0	MCS 0
T.O	26T / 4RU	26T / 0RU
Axis	Y (Worst Case)	

UL Korea, Ltd. Confidential
This report shall not be reproduced except in full, without the written approval of UL Korea, Ltd.

11.9.1.2. Simultaneous Tx condition - Bluetooth with 5 GHz WLAN(not RSDB)

Case5	Antenna 1 2.4 GHz Bluetooth	Antenna ALL 5 GHz WLAN
Mode	BDR	802.11n(HT20) mode
Channel	39	64
Frequency	2441 MHz	5320 MHz
Data Rate	1M	MCS 0
Axis	Y (Worst Case)	

NOTE
The lowest margin condition among the channels and modes were selected for test.
No significant emission detected and emission levels were lower than stand-alone condition.

UL Korea, Ltd. Confidential
This report shall not be reproduced except in full, without the written approval of UL Korea, Ltd.

11.9.2. Test Results

Spurious emission for Simultaneous Transmission

Case1. – Y axis

802.11b mode 11 CHANNEL(Ant 1) + 802.11n HT20 mode 64 CHANNEL(Ant 2) HORIZONTAL

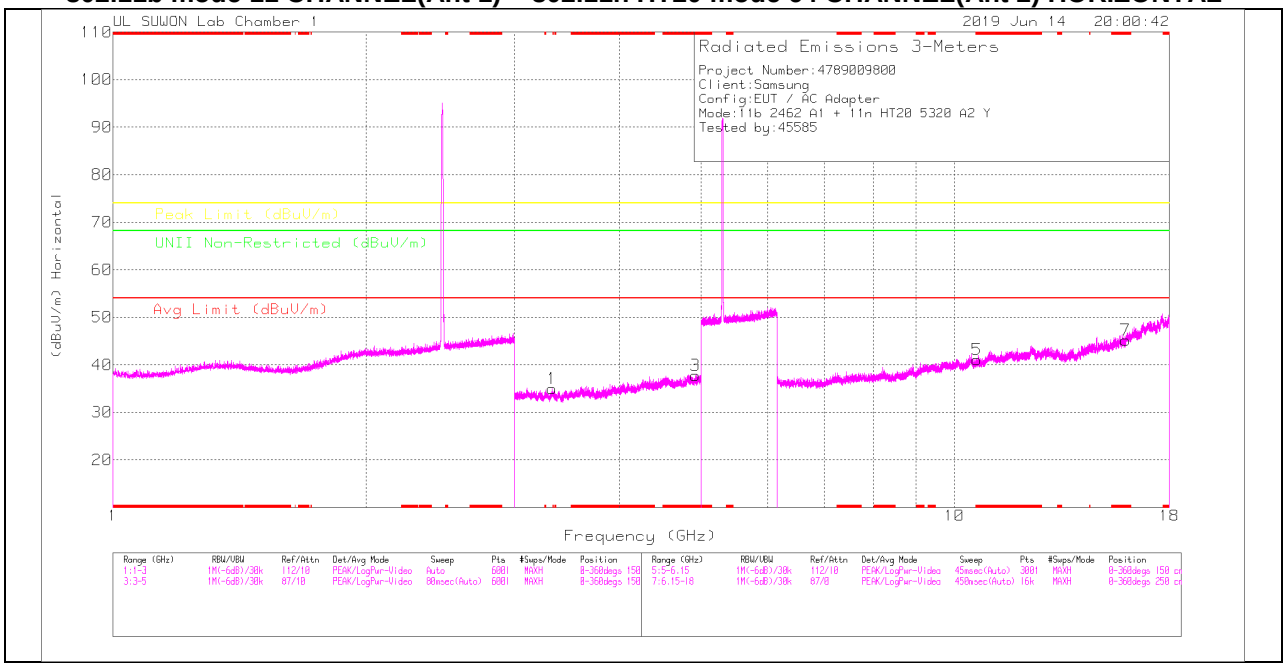

802.11b mode 11 CHANNEL(Ant 1) + 802.11n HT20 mode 64 CHANNEL(Ant 2) VERTICAL

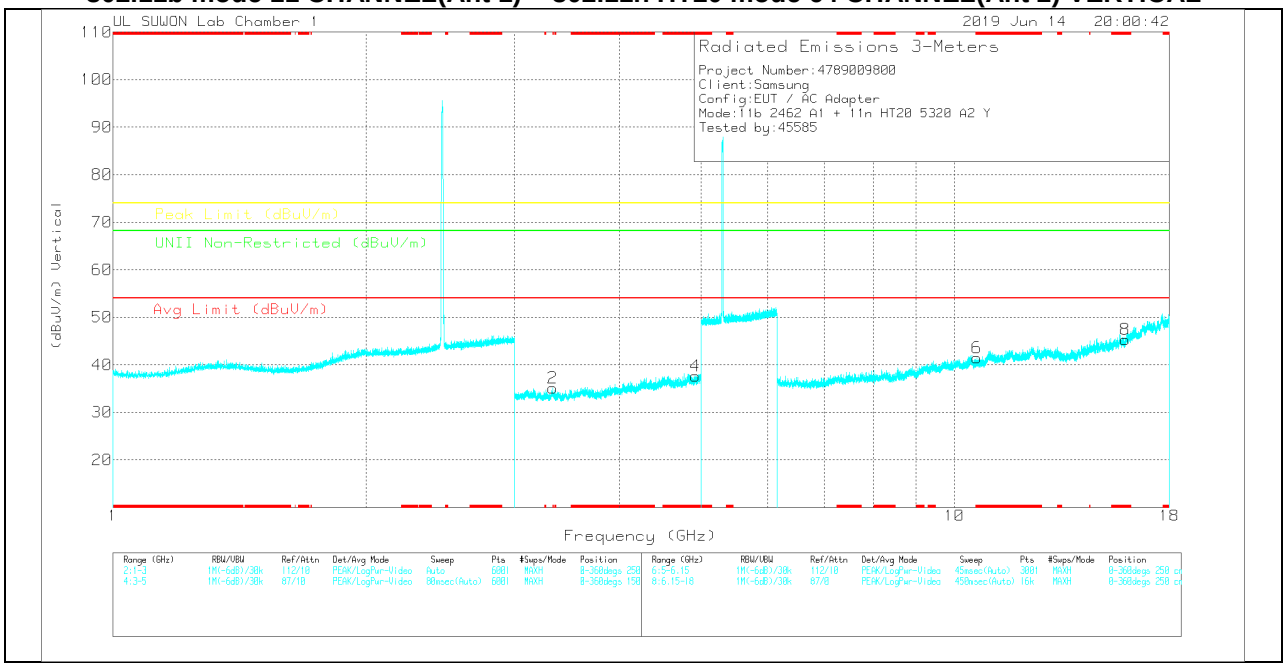

UL Korea, Ltd. Confidential
This report shall not be reproduced except in full, without the written approval of UL Korea, Ltd.

Trace Markers

Marker	Frequency (GHz)	Meter Reading (dBuV)	Det	3117_00168717	5GHz_LP[dB]	DTS_Notch	DC Corr (dB)	Corrected Reading (dBuV/m)	Avg Limit (dBuV/m)	Margin (dB)	Peak Limit (dBuV/m)	Margin (dB)	UNII Non-Restricted (dBuV/m)	Margin (dB)	Azimuth (Degs)	Height (cm)	Polarity
1	3.328	34.29	Avg	32.6	-32.6	.7	0	34.99	-	-	-	-	68.2	-33.21	0-360	150	H
3	* 4.925	33.61	Avg	34.2	-30.4	.4	0	37.81	-	-	74	-36.19	-	-	0-360	150	H
2	3.32867	34.44	Avg	32.6	-32.6	.7	0	35.14	-	-	-	-	68.2	-33.06	0-360	250	V
4	* 4.92567	33.4	Avg	34.2	-30.4	.4	0	37.6	-	-	74	-36.4	-	-	0-360	150	V

Marker	Frequency (GHz)	Meter Reading (dBuV)	Det	3117_00168717	6GHz_HP[dB]	DC Corr (dB)	Corrected Reading (dBuV/m)	Avg Limit (dBuV/m)	Margin (dB)	Peak Limit (dBuV/m)	Margin (dB)	UNII Non-Restricted (dBuV/m)	Margin (dB)	Azimuth (Degs)	Height (cm)	Polarity
5	* 10.63569	25.36	Avg	37.8	-22.1	0	41.06	-	-	74	-32.94	-	-	0-360	250	H
7	* 15.9686	25.23	Avg	40.7	-20.7	0	45.23	-	-	74	-28.77	-	-	0-360	150	H
6	* 10.63495	25.82	Avg	37.8	-22.1	0	41.52	-	-	74	-32.48	-	-	0-360	150	V
8	* 15.96712	25.38	Avg	40.7	-20.8	0	45.28	-	-	74	-28.72	-	-	0-360	250	V

* - indicates frequency in CFR47 Pt 15 / IC RSS-Restricted Band
PK – Peak Detector

Note: Only peak measurement was performed. Because peak measurement result of unwanted emission is less than average limit (54dBuV/m).

UL Korea, Ltd. Confidential
This report shall not be reproduced except in full, without the written approval of UL Korea, Ltd.

Case2. – Y axis

802.11b mode 6 CHANNEL(Ant 2) + 802.11a mode 64 CHANNEL(Ant 1) HORIZONTAL

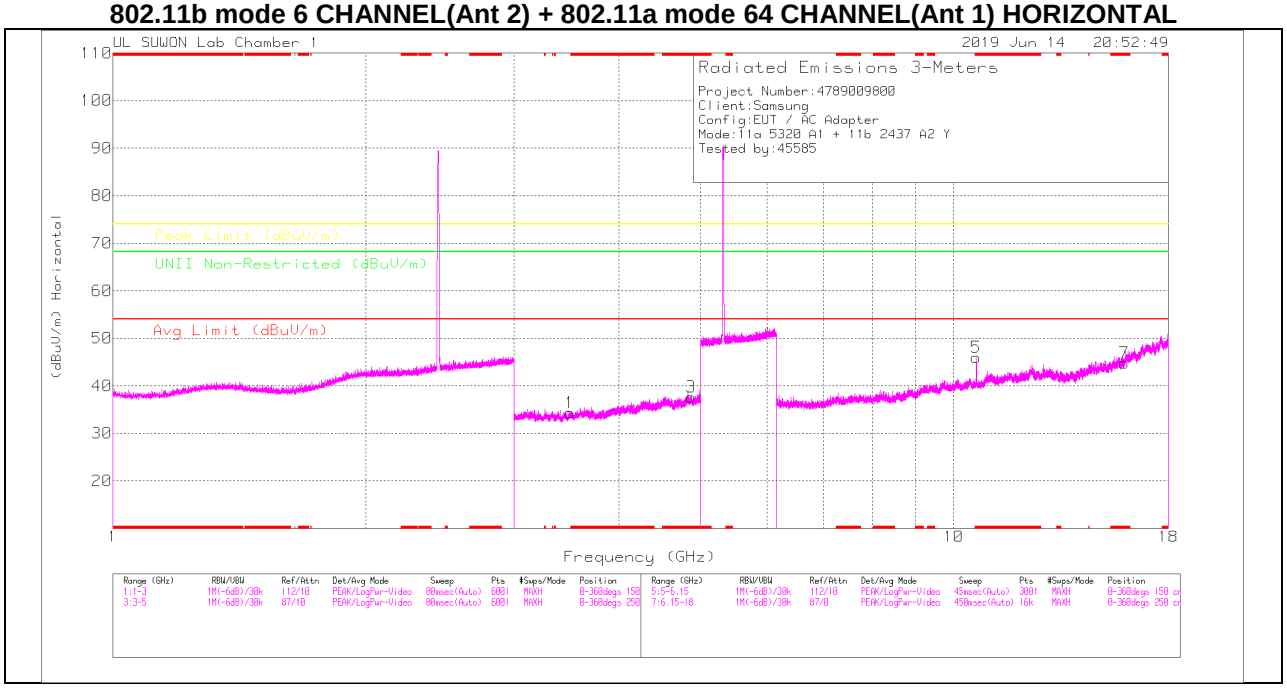

802.11b mode 6 CHANNEL(Ant 2) + 802.11a mode 64 CHANNEL(Ant 1) VERTICAL

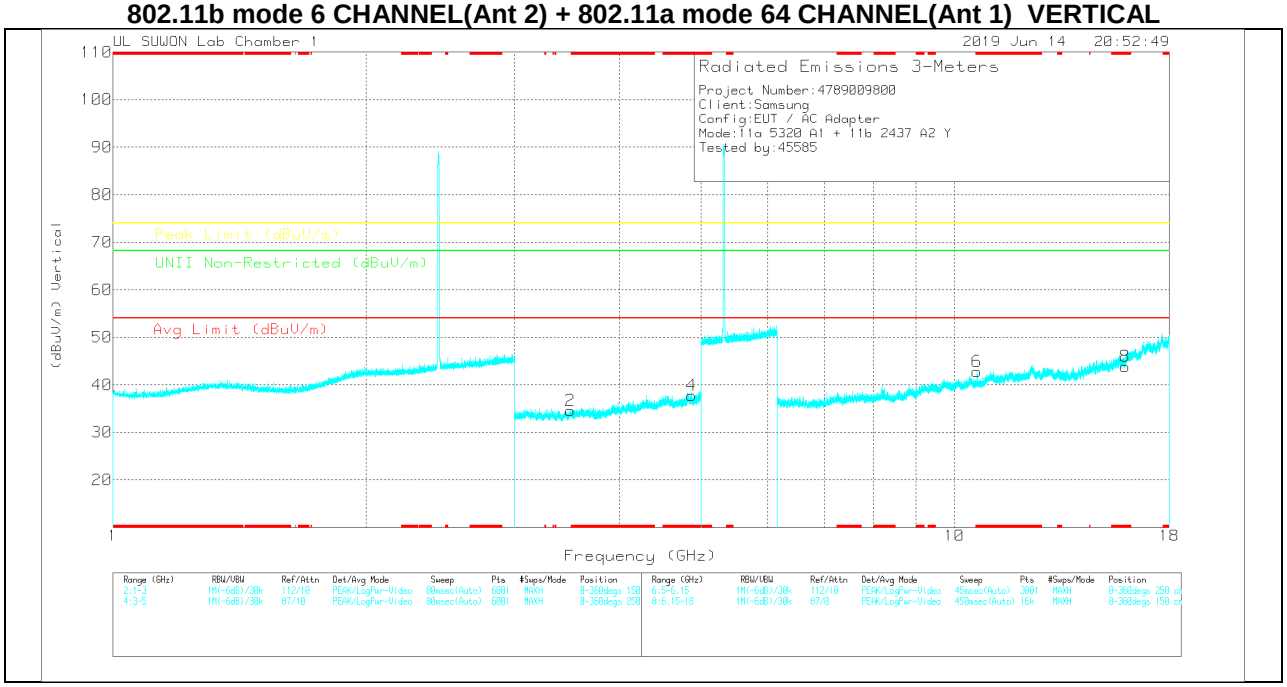

UL Korea, Ltd. Confidential
This report shall not be reproduced except in full, without the written approval of UL Korea, Ltd.

Trace Markers

Marker	Frequency (GHz)	Meter Reading (dBuV)	Det	3117_00168717	5GHz_LP[dB]	DTS_Notch	DC Corr (dB)	Corrected Reading (dBuV/m)	Avg Limit (dBuV/m)	Margin (dB)	Peak Limit (dBuV/m)	Margin (dB)	UNII Non-Restricted (dBuV/m)	Margin (dB)	Azimuth (Degs)	Height (cm)	Polarity
1	3.49567	34.28	PK	32.8	-33.2	.5	0	34.38	-	-	-	-	68.2	-33.82	0-360	150	H
3	* 4.87433	33.15	PK	34.2	-30.1	.4	0	37.65	-	-	74	-36.35	-	-	0-360	150	H
2	3.494	34.25	PK	32.8	-33.1	.6	0	34.55	-	-	-	-	68.2	-33.65	0-360	250	V
4	* 4.87433	33.26	PK	34.2	-30.1	.4	0	37.76	-	-	74	-36.24	-	-	0-360	250	V

Marker	Frequency (GHz)	Meter Reading (dBuV)	Det	3117_00168717	6GHz_HP[dB]	DC Corr (dB)	Corrected Reading (dBuV/m)	Avg Limit (dBuV/m)	Margin (dB)	Peak Limit (dBuV/m)	Margin (dB)	UNII Non-Restricted (dBuV/m)	Margin (dB)	Azimuth (Degs)	Height (cm)	Polarity
5	* 10.63939	30.25	PK	37.8	-22.1	0	45.95	-	-	74	-28.05	-	-	0-360	250	H
7	* 15.96045	24.9	PK	40.7	-20.8	0	44.8	-	-	74	-29.2	-	-	0-360	250	H
6	* 10.63717	27.12	PK	37.8	-22.1	0	42.82	-	-	74	-31.18	-	-	0-360	150	V
8	* 15.96045	23.97	PK	40.7	-20.8	0	43.87	-	-	74	-30.13	-	-	0-360	250	V

* - indicates frequency in CFR47 Pt 15 / IC RSS-Restricted Band

PK – Peak Detector

Radiated Emissions

Frequency (GHz)	Meter Reading (dBuV)	Det	3117_00168717	6GHz_HP[dB]	DC Corr (dB)	Corrected Reading (dBuV/m)	Avg Limit (dBuV/m)	Margin (dB)	Peak Limit (dBuV/m)	Margin (dB)	UNII Non-Restricted (dBuV/m)	Margin (dB)	Azimuth (Degs)	Height (cm)	Polarity
* 10.6387	40.17	PK-U	37.8	-22.1	0	55.87	-	-	74	-18.13	-	-	144	179	H
* 10.64195	27.29	ADR	37.8	-22.1	0	42.99	54	-11.01	-	-	-	-	144	179	H
* 10.6433	37.22	PK-U	37.8	-22.1	0	52.92	-	-	74	-21.08	-	-	172	169	V
* 10.641	24.55	ADR	37.8	-22.1	0	40.25	54	-13.75	-	-	-	-	172	169	V

* - indicates frequency in CFR47 Pt 15 / IC RSS-Restricted Band

PK-U - U-NII: Maximum Peak

ADR - U-NII AD primary method, RMS average

UL Korea, Ltd. Confidential
This report shall not be reproduced except in full, without the written approval of UL Korea, Ltd.

Case3. – Y axis

802.11g mode 6 CHANNEL(Ant ALL) + 802.11n HT20 64 CHANNEL(Ant ALL) HORIZONTAL

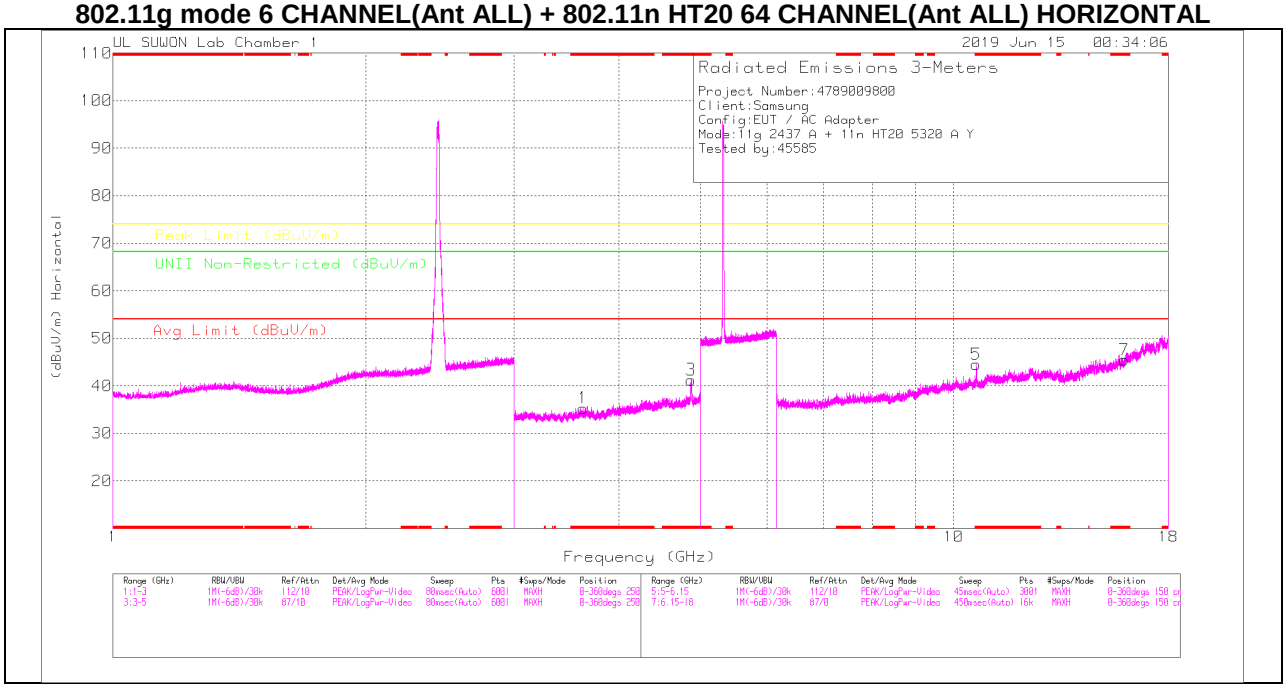

802.11g mode 6 CHANNEL(Ant ALL) + 802.11n HT20 64 CHANNEL(Ant ALL) VERTICAL

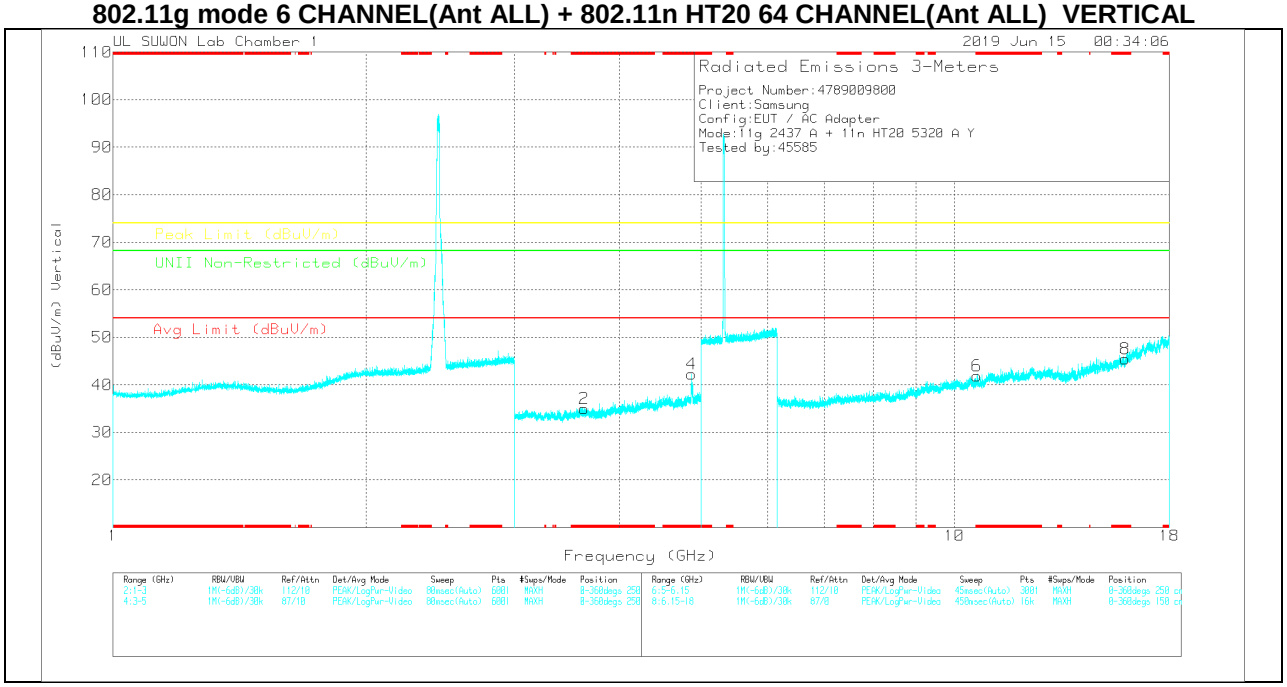

UL Korea, Ltd. Confidential
This report shall not be reproduced except in full, without the written approval of UL Korea, Ltd.

Trace Markers

Marker	Frequency (GHz)	Meter Reading (dBuV)	Det	3117_00168717	5GHz_LP[dB]	DTS_Notch	DC Corr (dB)	Corrected Reading (dBuV/m)	Avg Limit (dBuV/m)	Margin (dB)	Peak Limit (dBuV/m)	Margin (dB)	UNII Non-Restricted (dBuV/m)	Margin (dB)	Azimuth (Degs)	Height (cm)	Polarity
1	* 3.626	33.93	PK	33.1	-32.2	.5	0	35.33	-	-	74	-38.67	-	-	0-360	150	H
3	* 4.87367	36.78	PK	34.2	-30.1	.4	0	41.28	-	-	74	-32.72	-	-	0-360	150	H
2	* 3.62967	33.69	PK	33.1	-32.2	.4	0	34.99	-	-	74	-39.01	-	-	0-360	150	V
4	* 4.87433	37.72	PK	34.2	-30.1	.4	0	42.22	-	-	74	-31.78	-	-	0-360	250	V

Marker	Frequency (GHz)	Meter Reading (dBuV)	Det	3117_00168717	6GHz_HP[dB]	DC Corr (dB)	Corrected Reading (dBuV/m)	Avg Limit (dBuV/m)	Margin (dB)	Peak Limit (dBuV/m)	Margin (dB)	UNII Non-Restricted (dBuV/m)	Margin (dB)	Azimuth (Degs)	Height (cm)	Polarity
5	* 10.63865	28.87	PK	37.8	-22.1	0	44.57	-	-	74	-29.43	-	-	0-360	250	H
7	* 15.95897	25.66	PK	40.7	-20.9	0	45.46	-	-	74	-28.54	-	-	0-360	250	H
6	* 10.63939	26.19	PK	37.8	-22.1	0	41.89	-	-	74	-32.11	-	-	0-360	250	V
8	* 15.95897	25.7	PK	40.7	-20.9	0	45.5	-	-	74	-28.5	-	-	0-360	250	V

* - indicates frequency in CFR47 Pt 15 / IC RSS-Restricted Band
PK – Peak Detector

Radiated Emissions

Frequency (GHz)	Meter Reading (dBuV)	Det	3117_00168717	5GHz_LP[dB]	DTS_Notch	DC Corr (dB)	Corrected Reading (dBuV/m)	Avg Limit (dBuV/m)	Margin (dB)	Peak Limit (dBuV/m)	Margin (dB)	UNII Non-Restricted (dBuV/m)	Margin (dB)	Azimuth (Degs)	Height (cm)	Polarity
* 4.87264	46.84	PK2	34.2	-30.1	.4	0	51.34	-	-	74	-22.66	-	-	250	121	H
* 4.87342	33.81	MAv1	34.2	-30.1	.4	0	38.31	54	-15.69	-	-	-	-	250	121	H
* 4.87405	47.76	PK2	34.2	-30.1	.4	0	52.26	-	-	74	-21.74	-	-	270	327	V
* 4.87355	34.77	MAv1	34.2	-30.1	.4	0	39.27	54	-14.73	-	-	-	-	270	327	V

* - indicates frequency in CFR47 Pt 15 / IC RSS-Restricted Band
PK2 - KDB558074 Method: Maximum Peak
MAv1 - KDB558074 Option 1 Maximum RMS Average

Frequency (GHz)	Meter Reading (dBuV)	Det	3117_00168717	6GHz_HP[dB]	DC Corr (dB)	Corrected Reading (dBuV/m)	Avg Limit (dBuV/m)	Margin (dB)	Peak Limit (dBuV/m)	Margin (dB)	UNII Non-Restricted (dBuV/m)	Margin (dB)	Azimuth (Degs)	Height (cm)	Polarity
* 10.64045	24.48	ADR	37.8	-22.1	0	40.18	54	-13.82	-	-	-	-	173	164	V
* 10.6398	25.25	ADR	37.8	-22.1	0	40.95	54	-13.05	-	-	-	-	253	171	H
* 10.6449	29.89	PK-U	37.8	-22.1	0	45.59	-	-	74	-28.41	-	-	173	164	V
* 10.6426	38.38	PK-U	37.8	-22.1	0	54.08	-	-	74	-19.92	-	-	253	171	H

* - indicates frequency in CFR47 Pt 15 / IC RSS-Restricted Band
PK-U - U-NII: Maximum Peak
ADR - U-NII AD primary method, RMS average

UL Korea, Ltd. Confidential
This report shall not be reproduced except in full, without the written approval of UL Korea, Ltd.

Case4. – Y axis

802.11ax HE20 mode 6 CHANNEL(Ant 2) + 802.11ax HE40 102 CHANNEL(Ant 1) HORIZONTAL

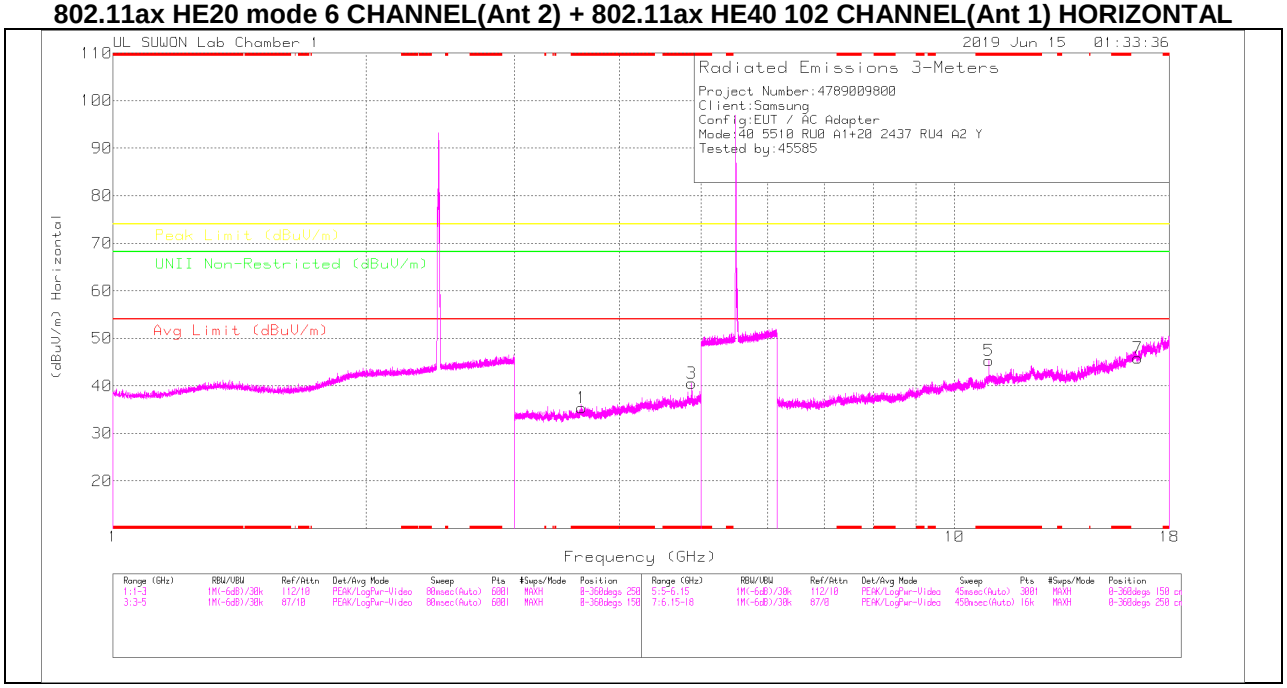

802.11ax HE20 mode 6 CHANNEL(Ant 2) + 802.11ax HE40 102 CHANNEL(Ant 1) VERTICAL

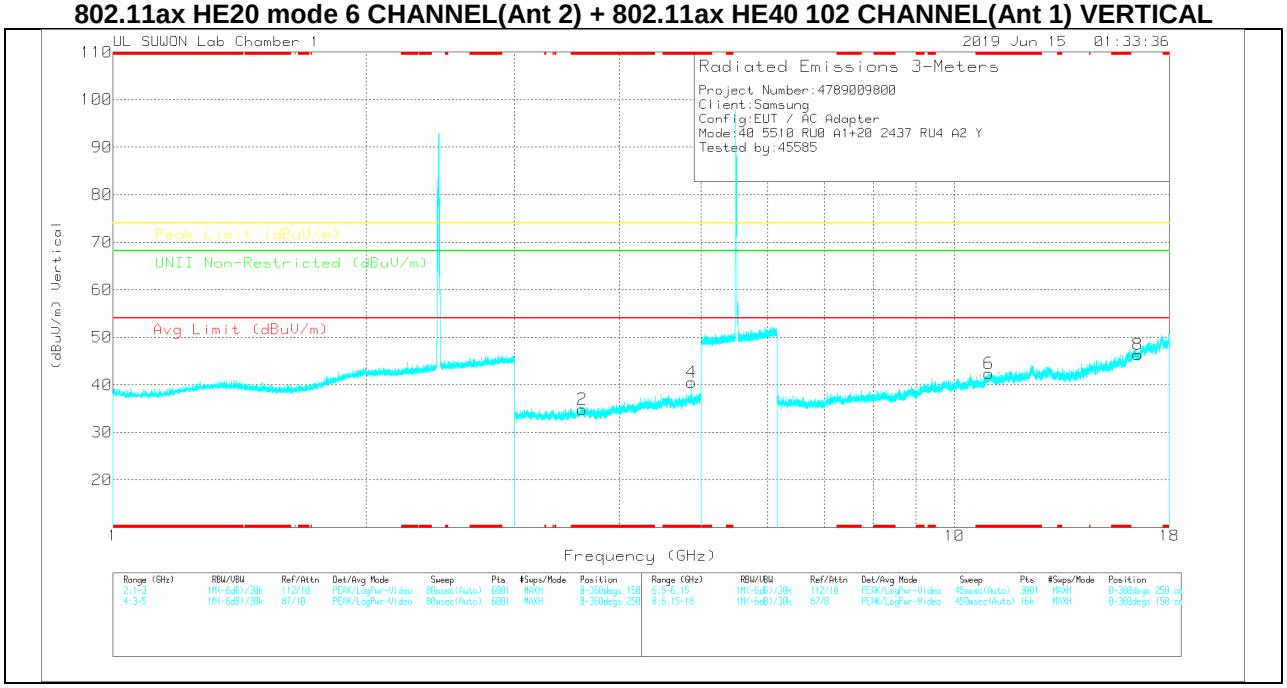

UL Korea, Ltd. Confidential
This report shall not be reproduced except in full, without the written approval of UL Korea, Ltd.

Trace Markers

Marker	Frequency (GHz)	Meter Reading (dBuV)	Det	3117_00168717	5GHz_LP[dB]	DTS_Notch	DC Corr (dB)	Corrected Reading (dBuV/m)	Avg Limit (dBuV/m)	Margin (dB)	Peak Limit (dBuV/m)	Margin (dB)	UNII Non-Restricted (dBuV/m)	Margin (dB)	Azimuth (Degs)	Height (cm)	Polarity
1	* 3.604	34.21	PK	33.1	-32.4	.5	0	35.41	-	-	74	-38.59	-	-	0-360	150	H
3	* 4.874	36.01	PK	34.2	-30.1	.4	0	40.51	-	-	74	-33.49	-	-	0-360	150	H
2	* 3.613	33.59	PK	33.1	-32.3	.5	0	34.89	-	-	74	-39.11	-	-	0-360	150	V
4	* 4.87367	36.06	PK	34.2	-30.1	.4	0	40.56	-	-	74	-33.44	-	-	0-360	250	V

Marker	Frequency (GHz)	Meter Reading (dBuV)	Det	3117_00168717	6GHz_HP[dB]	DC Corr (dB)	Corrected Reading (dBuV/m)	Avg Limit (dBuV/m)	Margin (dB)	Peak Limit (dBuV/m)	Margin (dB)	UNII Non-Restricted (dBuV/m)	Margin (dB)	Azimuth (Degs)	Height (cm)	Polarity
5	* 10.98376	28.83	PK	38.2	-21.7	0	45.33	-	-	74	-28.67	-	-	0-360	250	H
7	16.52033	24.32	PK	40.9	-19.4	0	45.82	-	-	-	-	68.2	-22.38	0-360	250	H
6	* 10.98598	25.89	PK	38.2	-21.7	0	42.39	-	-	74	-31.61	-	-	0-360	250	V
8	16.52033	24.9	PK	40.9	-19.4	0	46.4	-	-	-	-	68.2	-21.8	0-360	150	V

* - indicates frequency in CFR47 Pt 15 / IC RSS-Restricted Band
PK – Peak Detector

Radiated Emissions

Frequency (GHz)	Meter Reading (dBuV)	Det	3117_00168717	5GHz_LP[dB]	DTS_Notch	DC Corr (dB)	Corrected Reading (dBuV/m)	Avg Limit (dBuV/m)	Margin (dB)	Peak Limit (dBuV/m)	Margin (dB)	UNII Non-Restricted (dBuV/m)	Margin (dB)	Azimuth (Degs)	Height (cm)	Polarity
* 4.87241	48.56	PK2	34.2	-30.1	.4	0	53.06	-	-	74	-20.94	-	-	248	101	H
* 4.87381	35.51	MAv1	34.2	-30.1	.4	0	40.01	54	-13.99	-	-	-	-	248	101	H
* 4.87252	48.14	PK2	34.2	-30.1	.4	0	52.64	-	-	74	-21.36	-	-	270	297	V
* 4.87393	34.93	MAv1	34.2	-30.1	.4	0	39.43	54	-14.57	-	-	-	-	270	297	V

* - indicates frequency in CFR47 Pt 15 / IC RSS-Restricted Band
PK2 - KDB558074 Method: Maximum Peak
MAv1 - KDB558074 Option 1 Maximum RMS Average

Frequency (GHz)	Meter Reading (dBuV)	Det	3117_00168717	6GHz_HP[dB]	DC Corr (dB)	Corrected Reading (dBuV/m)	Avg Limit (dBuV/m)	Margin (dB)	Peak Limit (dBuV/m)	Margin (dB)	UNII Non-Restricted (dBuV/m)	Margin (dB)	Azimuth (Degs)	Height (cm)	Polarity
* 10.98406	24.18	ADR	38.2	-21.7	0	40.68	54	-13.32	-	-	-	-	177	169	V
* 10.98413	26.26	ADR	38.2	-21.7	0	42.76	54	-11.24	-	-	-	-	148	184	H
* 10.98358	38.21	PK-U	38.2	-21.7	0	54.71	-	-	74	-19.29	-	-	177	169	V
* 10.98324	42.92	PK-U	38.2	-21.7	0	59.42	-	-	74	-14.58	-	-	148	184	H

* - indicates frequency in CFR47 Pt 15 / IC RSS-Restricted Band
PK-U - U-NII: Maximum Peak
ADR - U-NII AD primary method, RMS average

UL Korea, Ltd. Confidential
This report shall not be reproduced except in full, without the written approval of UL Korea, Ltd.

Case5. – Y axis

Bluetooth BDR 39 CHANNEL(Ant 1) + 802.11n HT20 64 CHANNEL(Ant ALL) HORIZONTAL

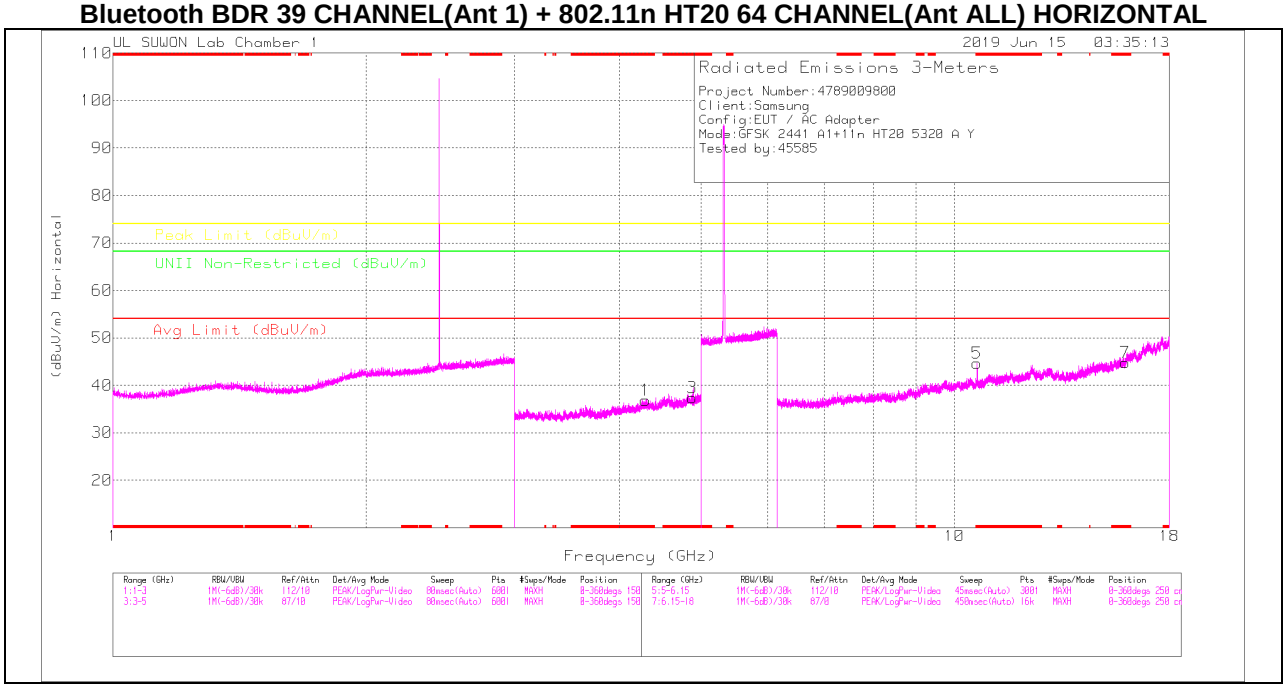

Bluetooth BDR 39 CHANNEL(Ant 1) + 802.11n HT20 64 CHANNEL(Ant ALL) VERTICAL

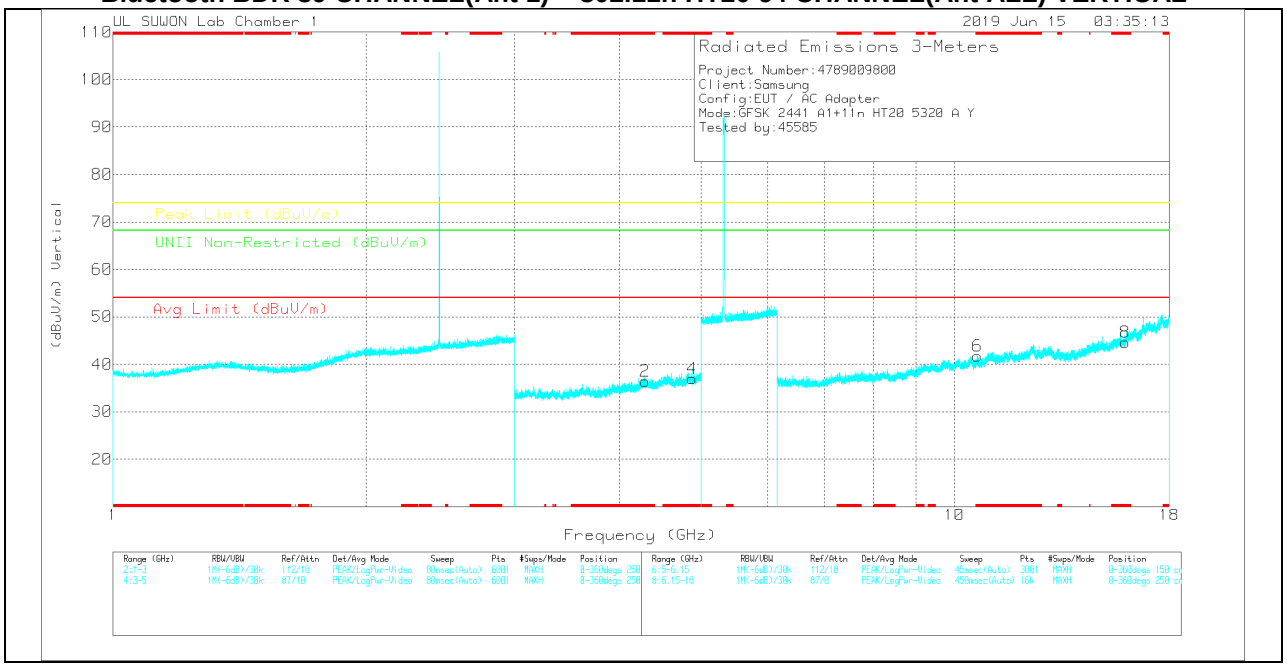

UL Korea, Ltd. Confidential
This report shall not be reproduced except in full, without the written approval of UL Korea, Ltd.

Trace Markers

Marker	Frequency (GHz)	Meter Reading (dBuV)	Det	3117_00168717	5GHz_LP[dB]	DTS_Notch	DC Corr (dB)	Corrected Reading (dBuV/m)	Avg Limit (dBuV/m)	Margin (dB)	Peak Limit (dBuV/m)	Margin (dB)	UNII Non-Restricted (dBuV/m)	Margin (dB)	Azimuth (Degs)	Height (cm)	Polarity
1	* 4.293	33.21	PK	33.9	-30.7	.4	0	36.81	-	-	74	-37.19	-	-	0-360	250	H
3	* 4.88167	32.99	PK	34.2	-30.2	.4	0	37.39	-	-	74	-36.61	-	-	0-360	150	H
2	* 4.29033	32.91	PK	33.9	-30.7	.4	0	36.51	-	-	74	-37.49	-	-	0-360	150	V
4	* 4.88233	32.56	PK	34.2	-30.2	.4	0	36.96	-	-	74	-37.04	-	-	0-360	150	V

Marker	Frequency (GHz)	Meter Reading (dBuV)	Det	3117_00168717	6GHz_HP[dB]	DC Corr (dB)	Corrected Reading (dBuV/m)	Avg Limit (dBuV/m)	Margin (dB)	Peak Limit (dBuV/m)	Margin (dB)	UNII Non-Restricted (dBuV/m)	Margin (dB)	Azimuth (Degs)	Height (cm)	Polarity
5	* 10.64013	28.9	PK	37.8	-22.1	0	44.6	-	-	74	-29.4	-	-	0-360	250	H
7	* 15.95823	24.96	PK	40.7	-20.9	0	44.76	-	-	74	-29.24	-	-	0-360	150	H
6	* 10.64309	26.04	PK	37.8	-22.1	0	41.74	-	-	74	-32.26	-	-	0-360	250	V
8	* 15.95823	24.83	PK	40.7	-20.9	0	44.63	-	-	74	-29.37	-	-	0-360	250	V

* - indicates frequency in CFR47 Pt 15 / IC RSS-Restricted Band

PK – Peak Detector

Radiated Emissions

Frequency (GHz)	Meter Reading (dBuV)	Det	3117_00168717	6GHz_HP[dB]	DC Corr (dB)	Corrected Reading (dBuV/m)	Avg Limit (dBuV/m)	Margin (dB)	Peak Limit (dBuV/m)	Margin (dB)	UNII Non-Restricted (dBuV/m)	Margin (dB)	Azimuth (Degs)	Height (cm)	Polarity
* 10.6394	39.89	PK-U	37.8	-22.1	0	55.59	-	-	74	-18.41	-	-	144	181	H
* 10.63975	26.98	ADR	37.8	-22.1	0	42.68	54	-11.32	-	-	-	-	144	181	H
* 10.6412	37.12	PK-U	37.8	-22.1	0	52.82	-	-	74	-21.18	-	-	172	163	V
* 10.64125	24.07	ADR	37.8	-22.1	0	39.77	54	-14.23	-	-	-	-	172	163	V

* - indicates frequency in CFR47 Pt 15 / IC RSS-Restricted Band

PK-U - U-NII: Maximum Peak

ADR - U-NII AD primary method, RMS average

UL Korea, Ltd. Suwon Laboratory FORM ID: FCC_15E
218 Maeyeong-ro, Yeongtong-gu, Suwon-si, Gyeonggi-do, 16675 Korea TEL: (031) 337-9902,FAX: (031) 213-5433

UL Korea, Ltd. Confidential
This report shall not be reproduced except in full, without the written approval of UL Korea, Ltd.

12. WORST-CASE BELOW 1 GHz

SPURIOUS EMISSIONS 30 TO 1000 MHz

Note.

Please refer to the FCC Report UNII 802.11a_n_ac DFS WLAN Clause 12.
(Report No.: 4789009800-E8)

UL Korea, Ltd. Confidential
This report shall not be reproduced except in full, without the written approval of UL Korea, Ltd.

13. AC POWER LINE CONDUCTED EMISSIONS

LIMITS

FCC §15.207 (a)
IC RSS-GEN Clause 8.8

Frequency of Emission (MHz)	Conducted Limit (dBuV)	
	Quasi-peak	Average
0.15-0.5	66 to 56 *	56 to 46 *
0.5-5	56	46
5-30	60	50

* Decreases with the logarithm of the frequency.

TEST PROCEDURE

The EUT is placed on a non-conducting table 40 cm from the vertical ground plane and 80 cm above the horizontal ground plane. The EUT is configured in accordance with ANSI C63.10.

The receiver is set to a resolution bandwidth of 9 kHz. Peak detection is used unless otherwise noted as quasi-peak or average.

Line conducted data is recorded for both NEUTRAL and HOT lines.

RESULTS

Note.
Please refer to the FCC Report UNII 802.11a_n_ac DFS WLAN Clause 13.
(Report No.: 4789009800-E8)

UL Korea, Ltd. Confidential
This report shall not be reproduced except in full, without the written approval of UL Korea, Ltd.

Appendixes

Refer to separated files for the following appendixes.

4789009800-E9V2 FCC Test setup photo UNII 802.11ax WLAN_App A

4789009800-E9V2 FCC DUTY test plots UNII 802.11ax WLAN_App B

4789009800-E9V2 FCC 26 dB_6dB BW test plots UNII 802.11ax WLAN_App C

4789009800-E9V2 FCC POWER_PPSD test plots UNII 802.11ax WLAN_App D

END OF REPORT

UL Korea, Ltd. Confidential
This report shall not be reproduced except in full, without the written approval of UL Korea, Ltd.