Band 66/4

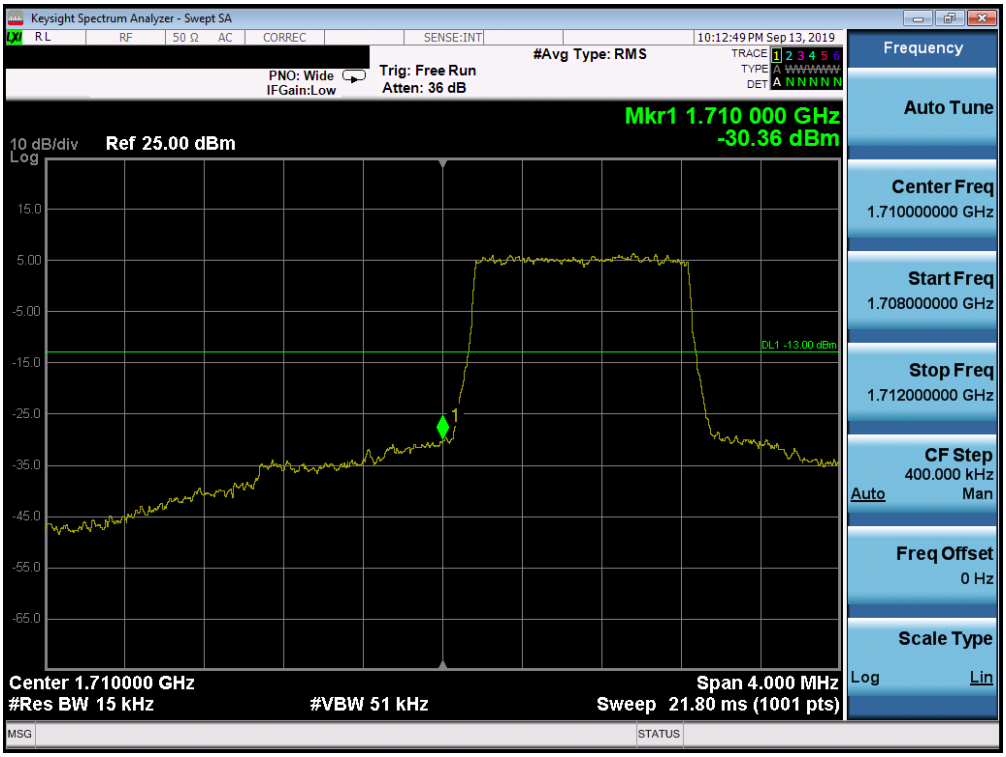

Plot 7-265. Lower Band Edge Plot (Band 66/4 - 1.4MHz QPSK - Full RB Configuration)

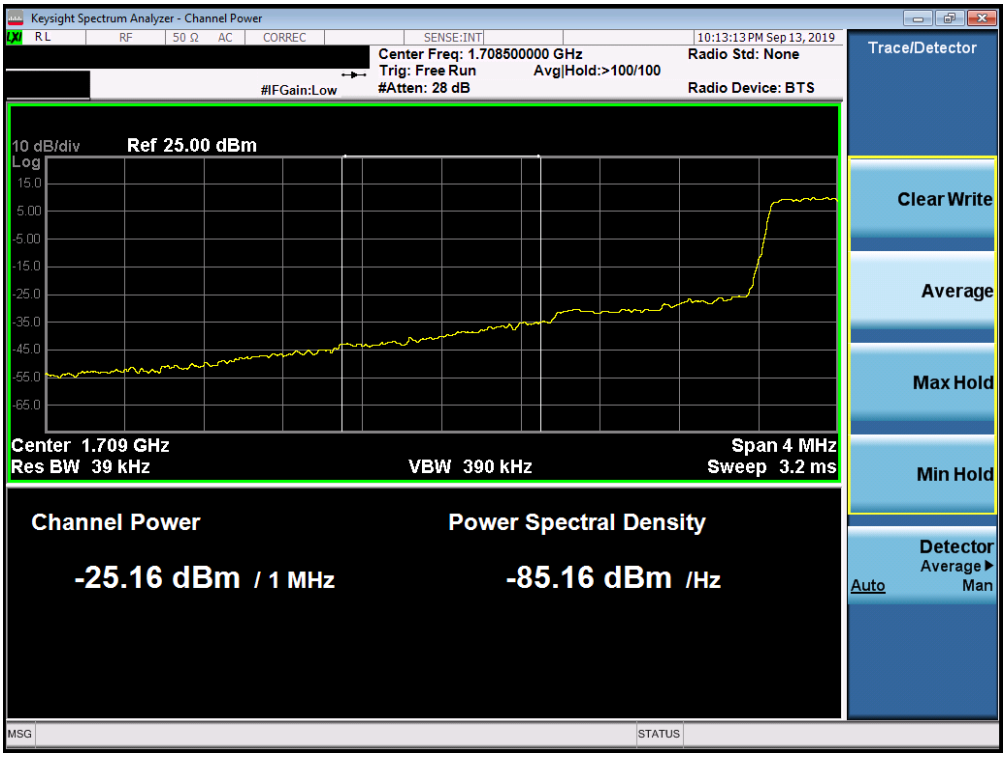

Plot 7-266. Lower Extended Band Edge Plot (Band 66/4 - 1.4MHz QPSK - Full RB Configuration)

© 2019 PCTEST Engineering Laboratory, Inc. V 9.0 02/01/2019
All rights reserved. Unless otherwise specified, no part of this report may be reproduced or utilized in any part, form or by any means, electronic or mechanical, including photocopying and microfilm, without permission in writing from PCTEST Engineering Laboratory, Inc. If you have any questions about this international copyright or have an enquiry about obtaining additional rights to this report or assembly of contents thereof, please contact INFO@PCTEST.COM.

Plot 7-267. Upper Band Edge Plot (Band 4 - 1.4MHz QPSK - Full RB Configuration)

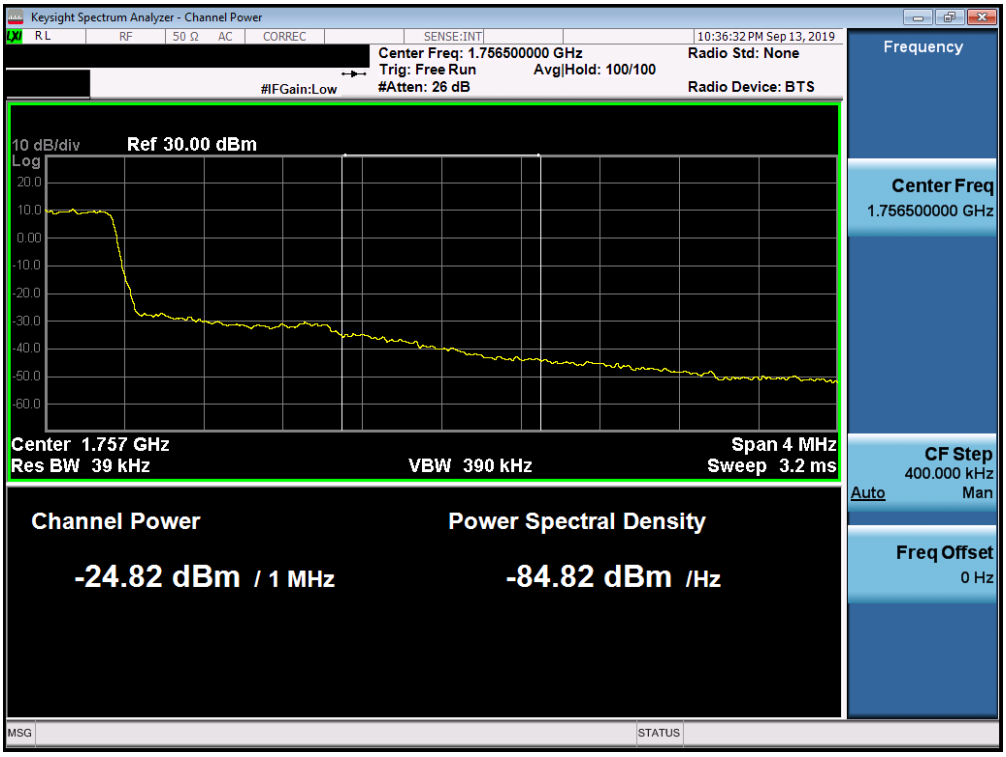

Plot 7-268. Upper Extended Band Edge Plot (Band 4 - 1.4MHz QPSK - Full RB Configuration)

© 2019 PCTEST Engineering Laboratory, Inc. V 9.0 02/01/2019
All rights reserved. Unless otherwise specified, no part of this report may be reproduced or utilized in any part, form or by any means, electronic or mechanical, including photocopying and microfilm, without permission in writing from PCTEST Engineering Laboratory, Inc. If you have any questions about this international copyright or have an enquiry about obtaining additional rights to this report or assembly of contents thereof, please contact INFO@PCTEST.COM.

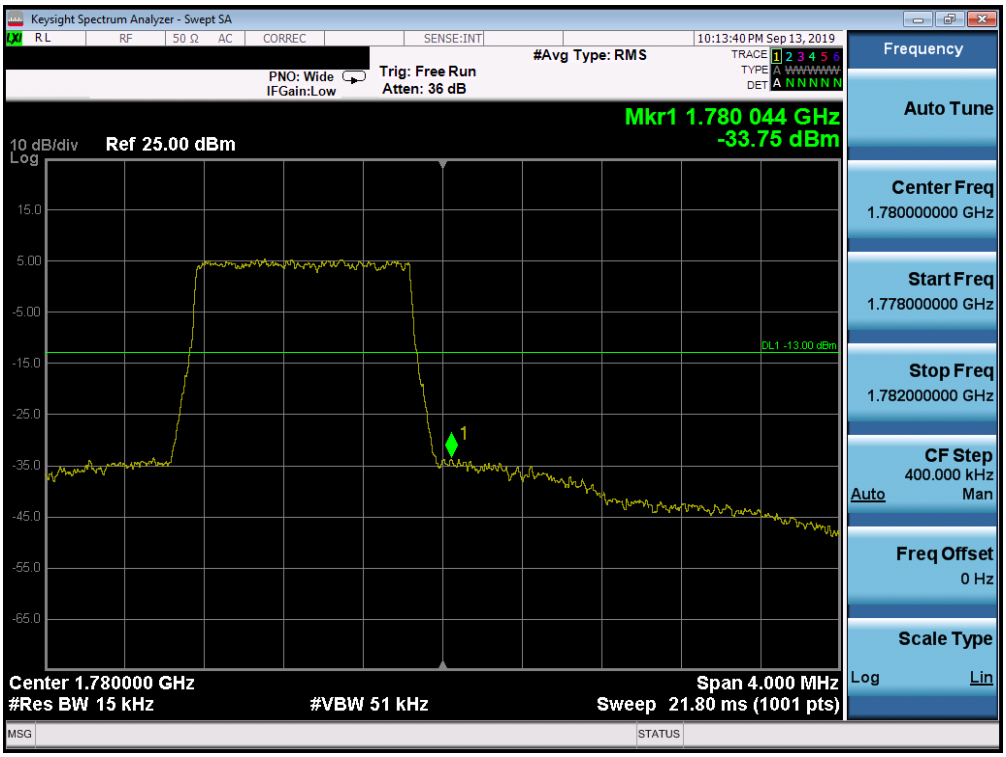

Plot 7-269. Upper Band Edge Plot (Band 66 - 1.4MHz QPSK - Full RB Configuration)

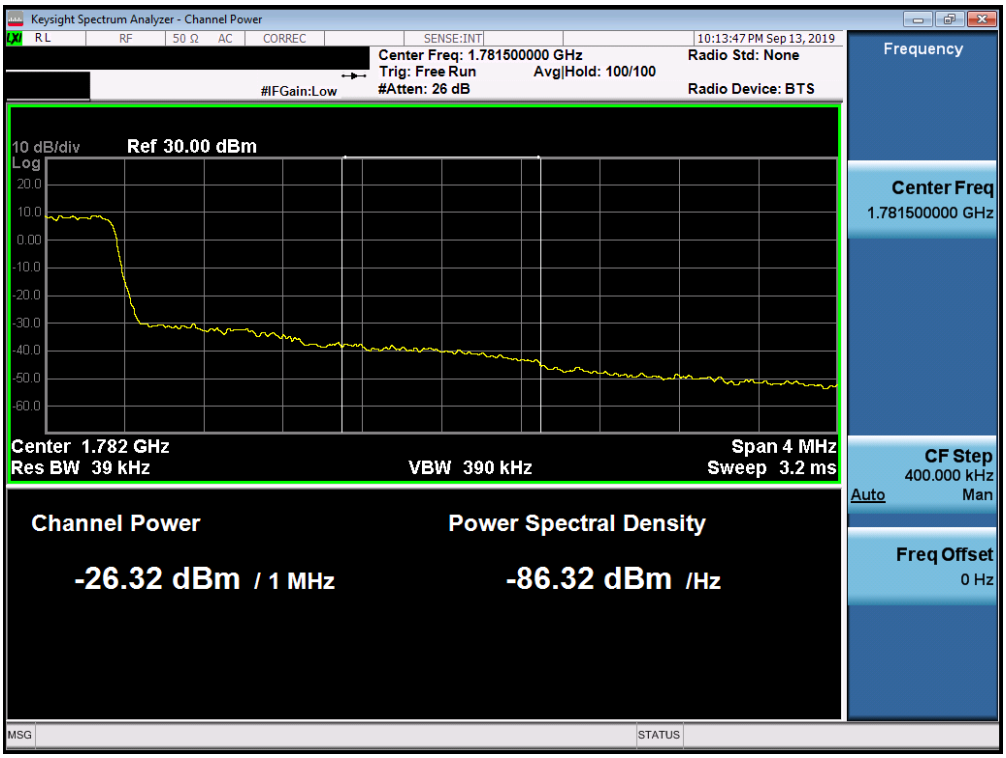

Plot 7-270. Upper Extended Band Edge Plot (Band 66 - 1.4MHz QPSK - Full RB Configuration)

© 2019 PCTEST Engineering Laboratory, Inc. V 9.0 02/01/2019
All rights reserved. Unless otherwise specified, no part of this report may be reproduced or utilized in any part, form or by any means, electronic or mechanical, including photocopying and microfilm, without permission in writing from PCTEST Engineering Laboratory, Inc. If you have any questions about this international copyright or have an enquiry about obtaining additional rights to this report or assembly of contents thereof, please contact INFO@PCTEST.COM.

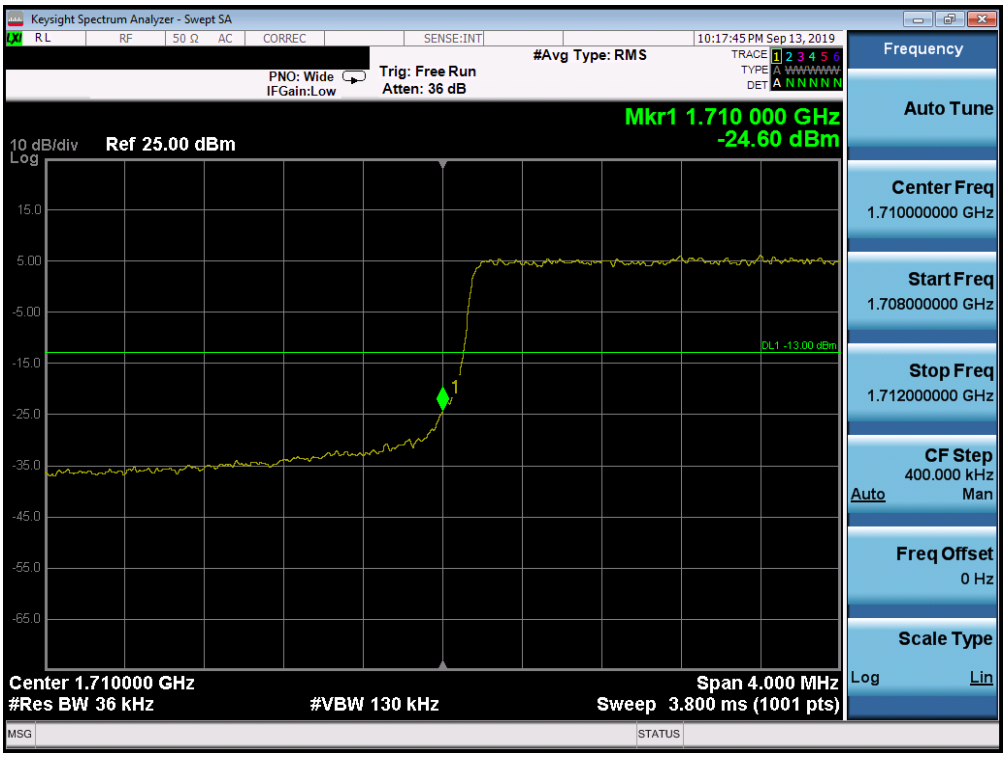

Plot 7-271. Lower Band Edge Plot (Band 66/4 - 3.0MHz QPSK - Full RB Configuration)

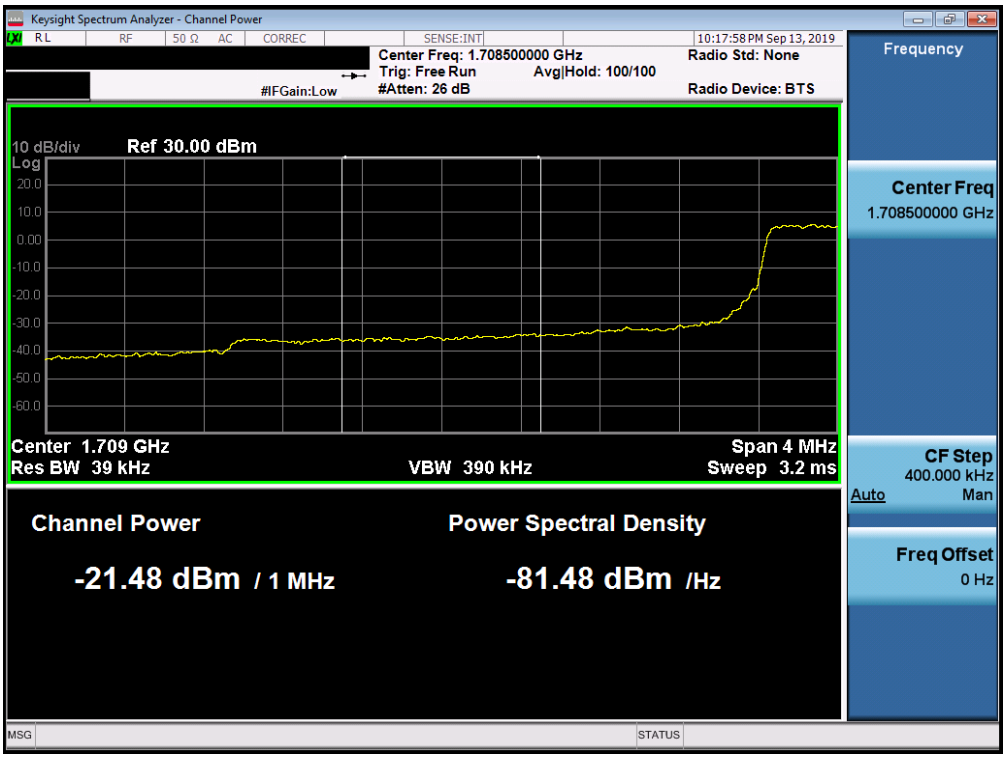

Plot 7-272. Lower Extended Band Edge Plot (Band 66/4 - 3.0MHz QPSK - Full RB Configuration)

© 2019 PCTEST Engineering Laboratory, Inc. V 9.0 02/01/2019
All rights reserved. Unless otherwise specified, no part of this report may be reproduced or utilized in any part, form or by any means, electronic or mechanical, including photocopying and microfilm, without permission in writing from PCTEST Engineering Laboratory, Inc. If you have any questions about this international copyright or have an enquiry about obtaining additional rights to this report or assembly of contents thereof, please contact INFO@PCTEST.COM.

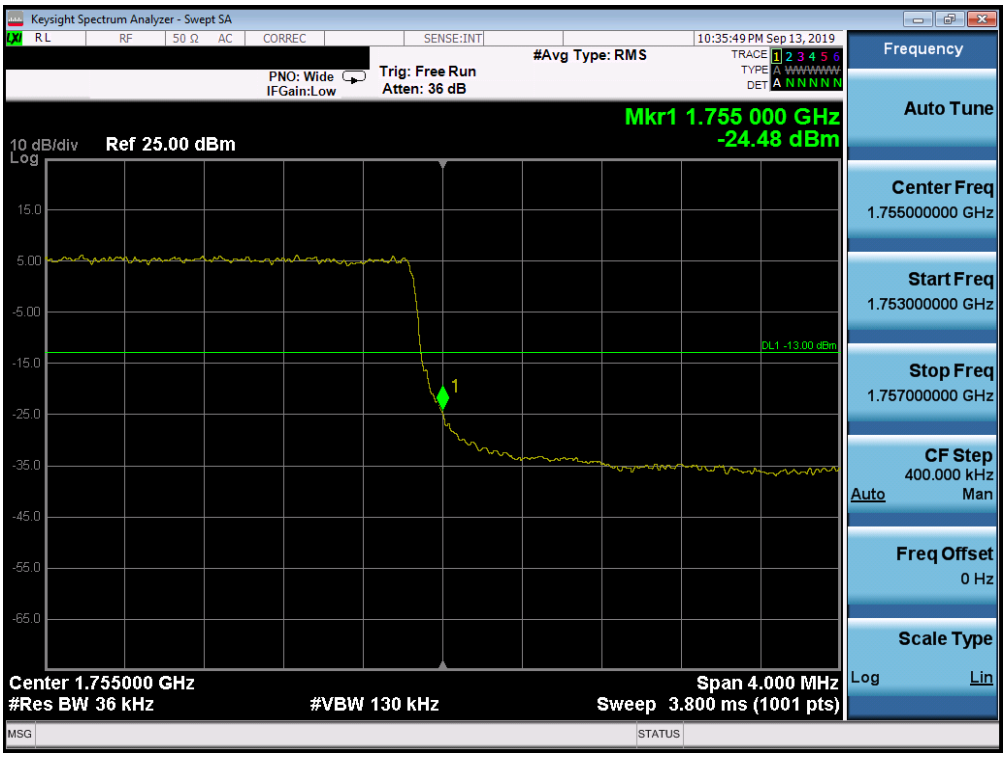

Plot 7-273. Upper Band Edge Plot (Band 4 - 3.0MHz QPSK - Full RB Configuration)

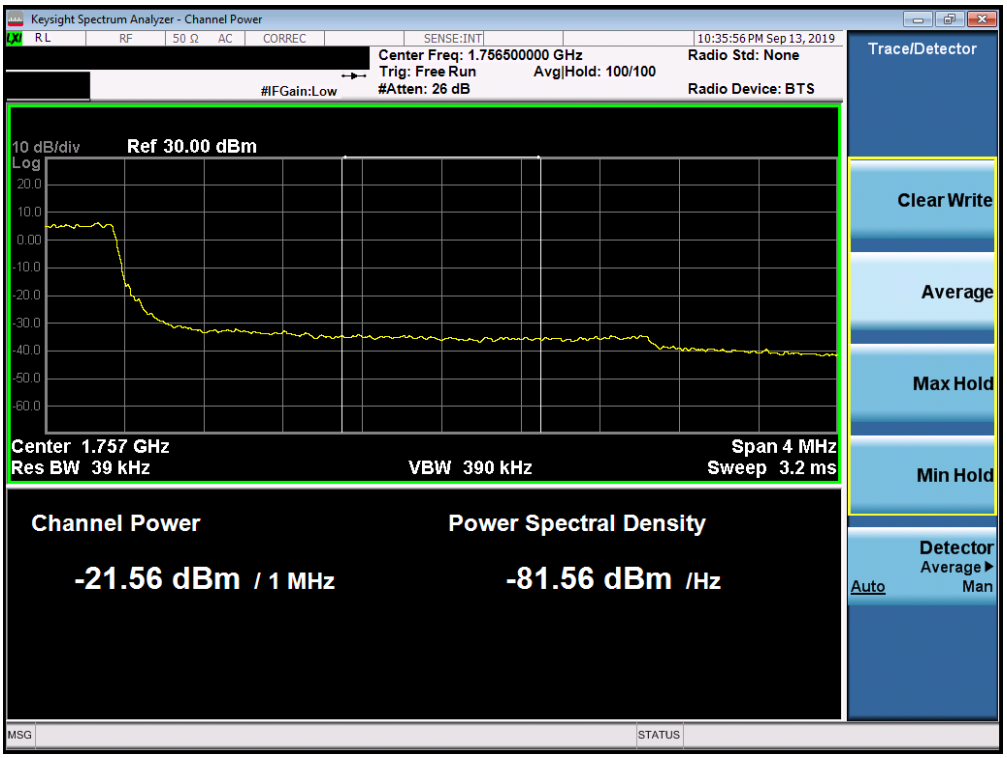

Plot 7-274. Upper Extended Band Edge Plot (Band 4 - 3.0MHz QPSK - Full RB Configuration)

© 2019 PCTEST Engineering Laboratory, Inc. V 9.0 02/01/2019
All rights reserved. Unless otherwise specified, no part of this report may be reproduced or utilized in any part, form or by any means, electronic or mechanical, including photocopying and microfilm, without permission in writing from PCTEST Engineering Laboratory, Inc. If you have any questions about this international copyright or have an enquiry about obtaining additional rights to this report or assembly of contents thereof, please contact INFO@PCTEST.COM.

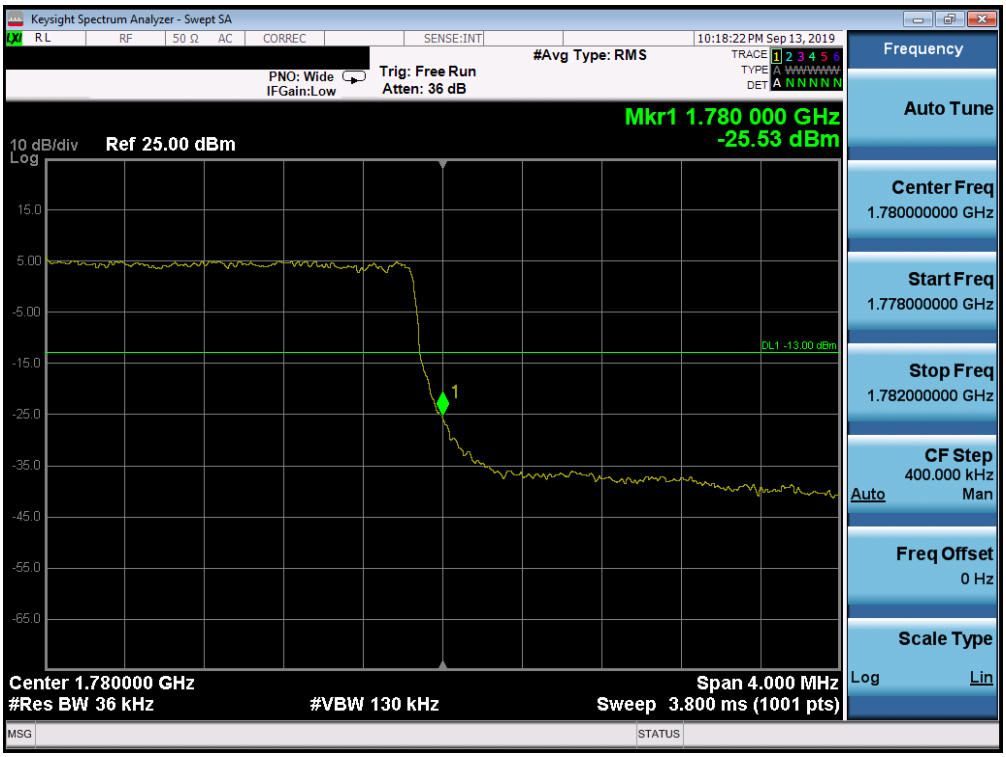

Plot 7-275. Upper Band Edge Plot (Band 66 - 3.0MHz QPSK - Full RB Configuration)

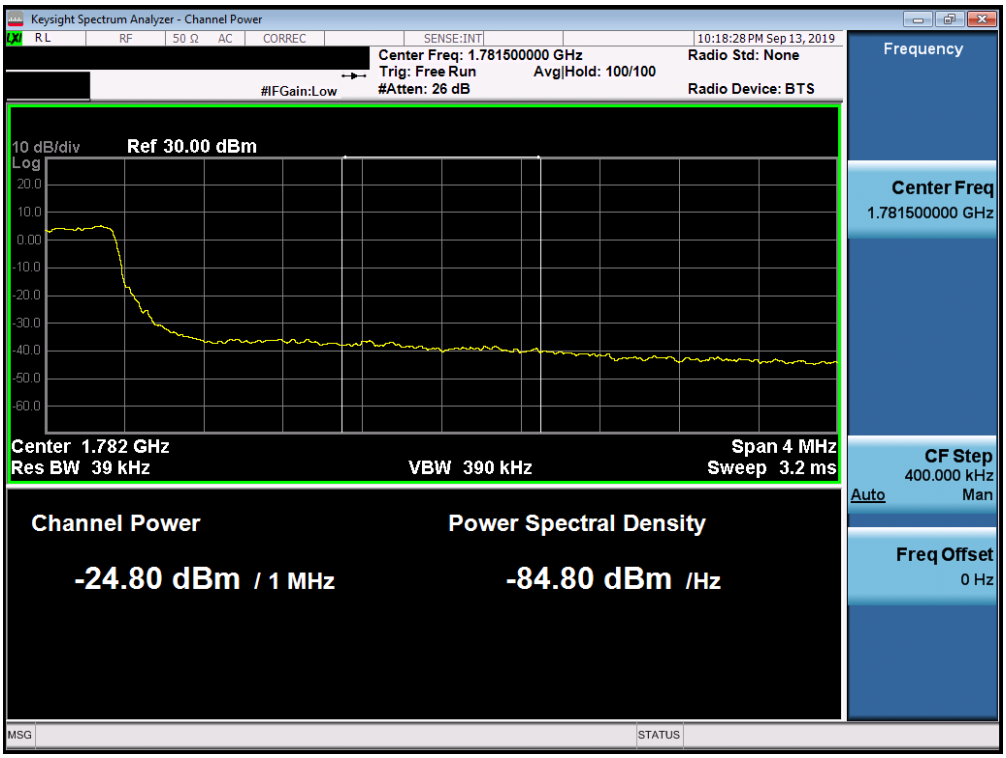

Plot 7-276. Upper Extended Band Edge Plot (Band 66 - 3.0MHz QPSK - Full RB Configuration)

© 2019 PCTEST Engineering Laboratory, Inc. V 9.0 02/01/2019
All rights reserved. Unless otherwise specified, no part of this report may be reproduced or utilized in any part, form or by any means, electronic or mechanical, including photocopying and microfilm, without permission in writing from PCTEST Engineering Laboratory, Inc. If you have any questions about this international copyright or have an enquiry about obtaining additional rights to this report or assembly of contents thereof, please contact INFO@PCTEST.COM.

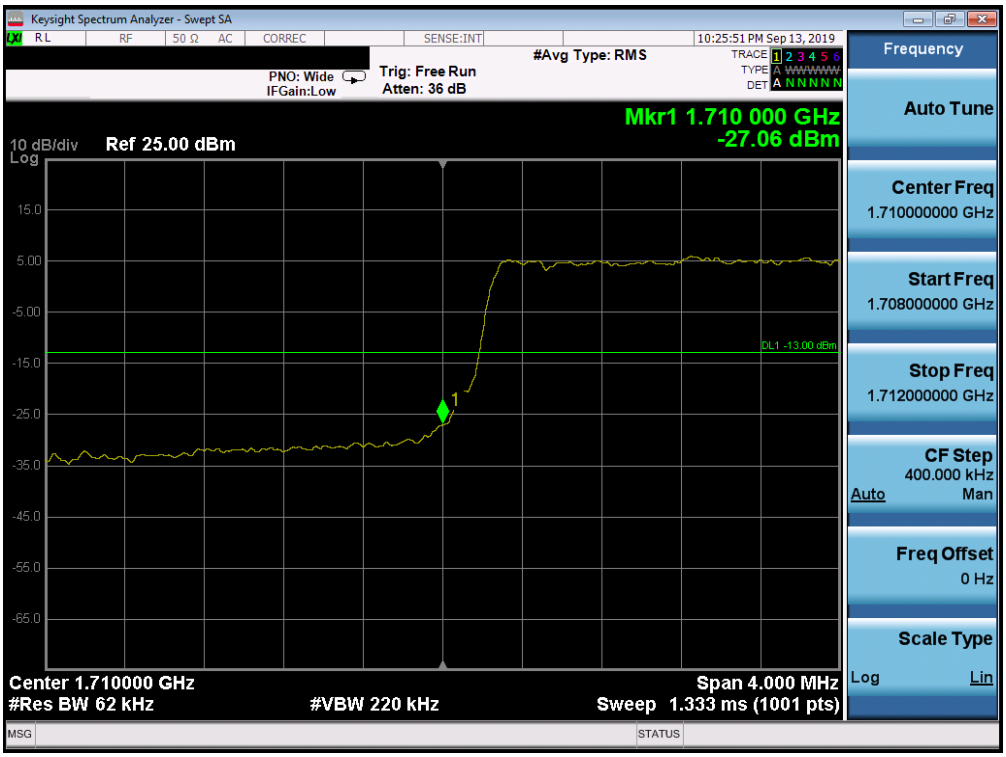

Plot 7-277. Lower Band Edge Plot (Band 66/4 - 5.0MHz QPSK - Full RB Configuration)

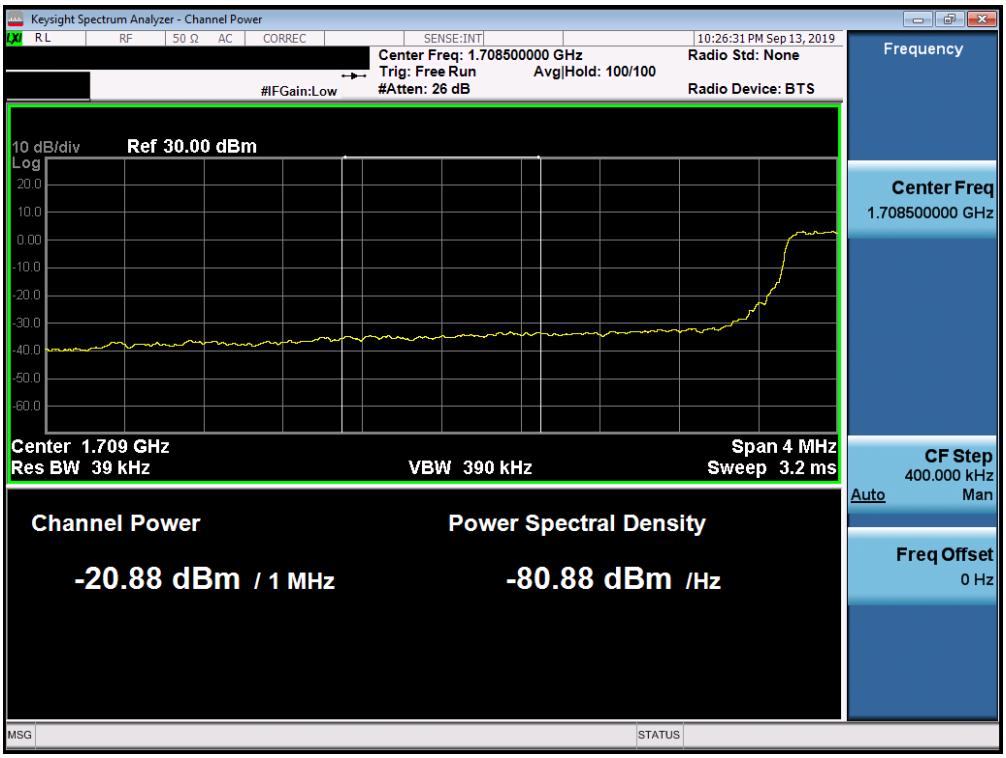

Plot 7-278. Lower Extended Band Edge Plot (Band 66/4 - 5.0MHz QPSK - Full RB Configuration)

© 2019 PCTEST Engineering Laboratory, Inc. V 9.0 02/01/2019
All rights reserved. Unless otherwise specified, no part of this report may be reproduced or utilized in any part, form or by any means, electronic or mechanical, including photocopying and microfilm, without permission in writing from PCTEST Engineering Laboratory, Inc. If you have any questions about this international copyright or have an enquiry about obtaining additional rights to this report or assembly of contents thereof, please contact INFO@PCTEST.COM.

Plot 7-279. Upper Band Edge Plot (Band 4 - 5.0MHz QPSK - Full RB Configuration)

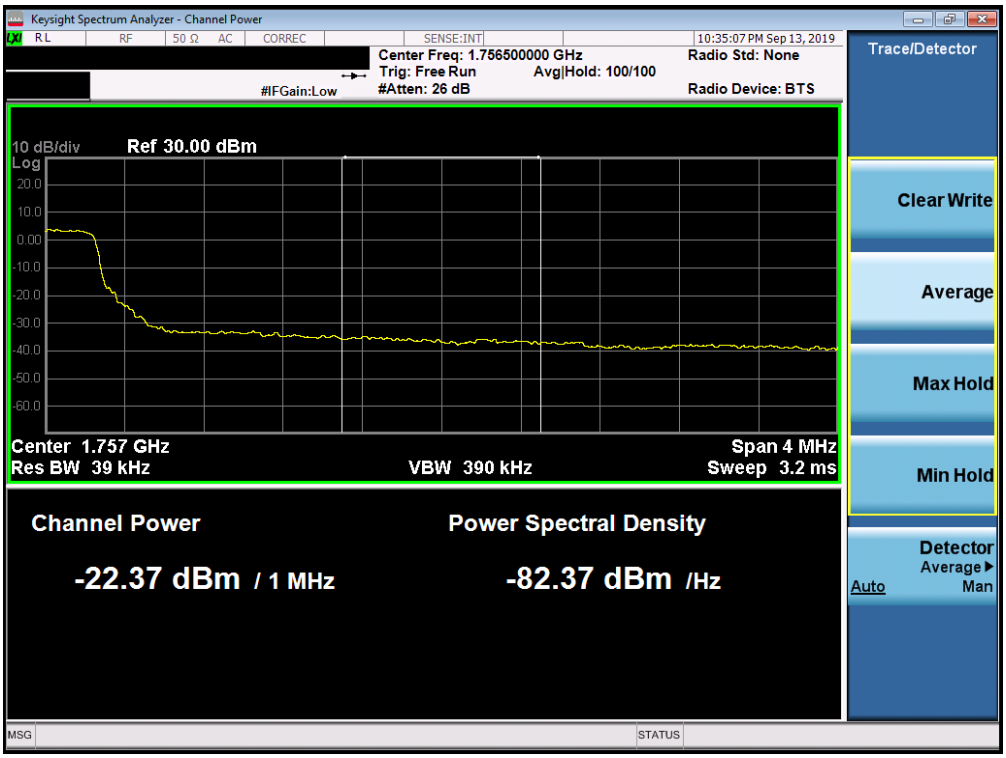

Plot 7-280. Upper Extended Band Edge Plot (Band 4 - 5.0MHz QPSK - Full RB Configuration)

© 2019 PCTEST Engineering Laboratory, Inc. V 9.0 02/01/2019
All rights reserved. Unless otherwise specified, no part of this report may be reproduced or utilized in any part, form or by any means, electronic or mechanical, including photocopying and microfilm, without permission in writing from PCTEST Engineering Laboratory, Inc. If you have any questions about this international copyright or have an enquiry about obtaining additional rights to this report or assembly of contents thereof, please contact INFO@PCTEST.COM.

Plot 7-281. Upper Band Edge Plot (Band 66 - 5.0MHz QPSK - Full RB Configuration)

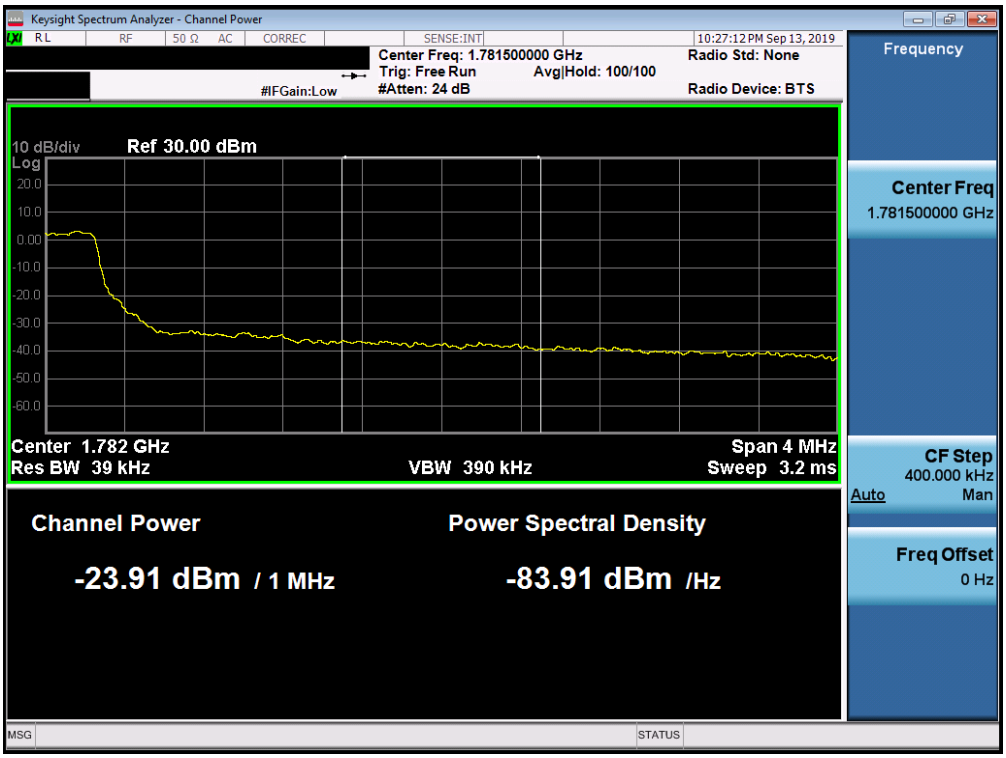

Plot 7-282. Upper Extended Band Edge Plot (Band 66 - 5.0MHz QPSK - Full RB Configuration)

© 2019 PCTEST Engineering Laboratory, Inc. V 9.0 02/01/2019
All rights reserved. Unless otherwise specified, no part of this report may be reproduced or utilized in any part, form or by any means, electronic or mechanical, including photocopying and microfilm, without permission in writing from PCTEST Engineering Laboratory, Inc. If you have any questions about this international copyright or have an enquiry about obtaining additional rights to this report or assembly of contents thereof, please contact INFO@PCTEST.COM.

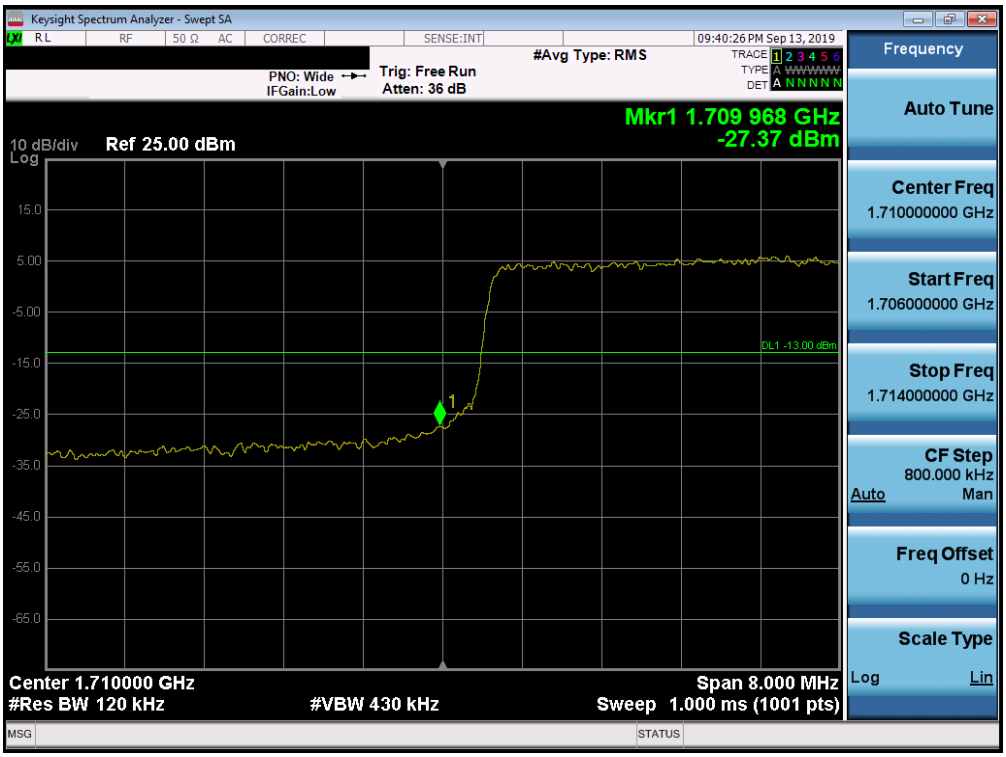

Plot 7-283. Lower Band Edge Plot (Band 66/4 - 10.0MHz QPSK - Full RB Configuration)

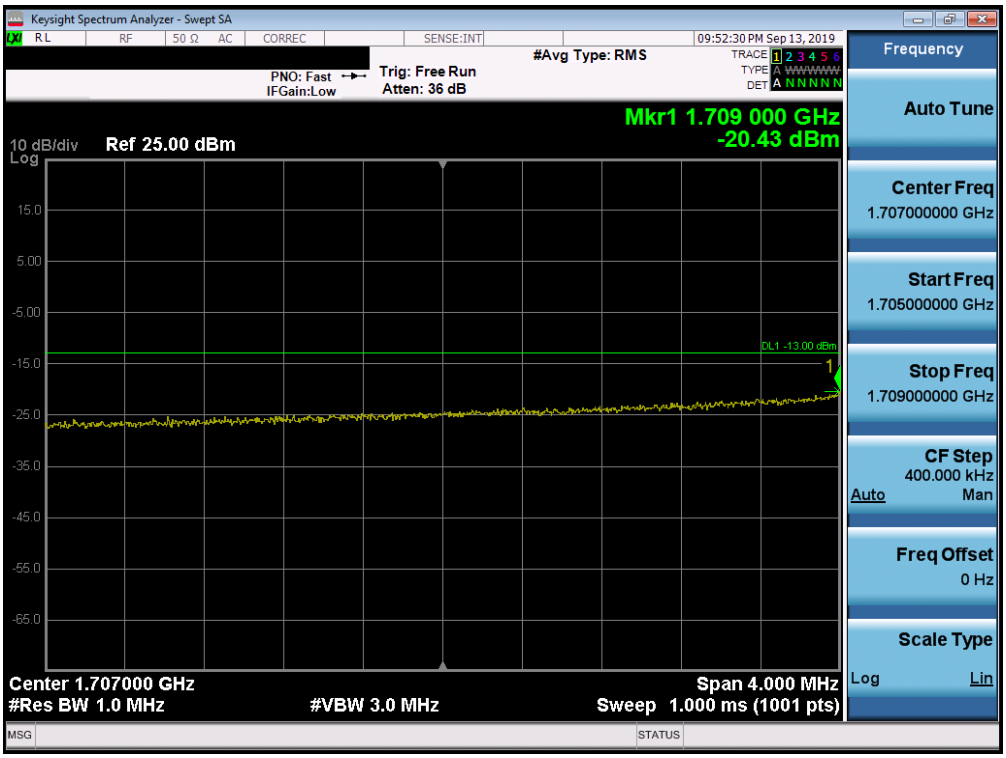

Plot 7-284. Lower Extended Band Edge Plot (Band 66/4 - 10.0MHz QPSK - Full RB Configuration)

© 2019 PCTEST Engineering Laboratory, Inc. V 9.0 02/01/2019
All rights reserved. Unless otherwise specified, no part of this report may be reproduced or utilized in any part, form or by any means, electronic or mechanical, including photocopying and microfilm, without permission in writing from PCTEST Engineering Laboratory, Inc. If you have any questions about this international copyright or have an enquiry about obtaining additional rights to this report or assembly of contents thereof, please contact INFO@PCTEST.COM.

Plot 7-285. Upper Band Edge Plot (Band 4 - 10.0MHz QPSK - Full RB Configuration)

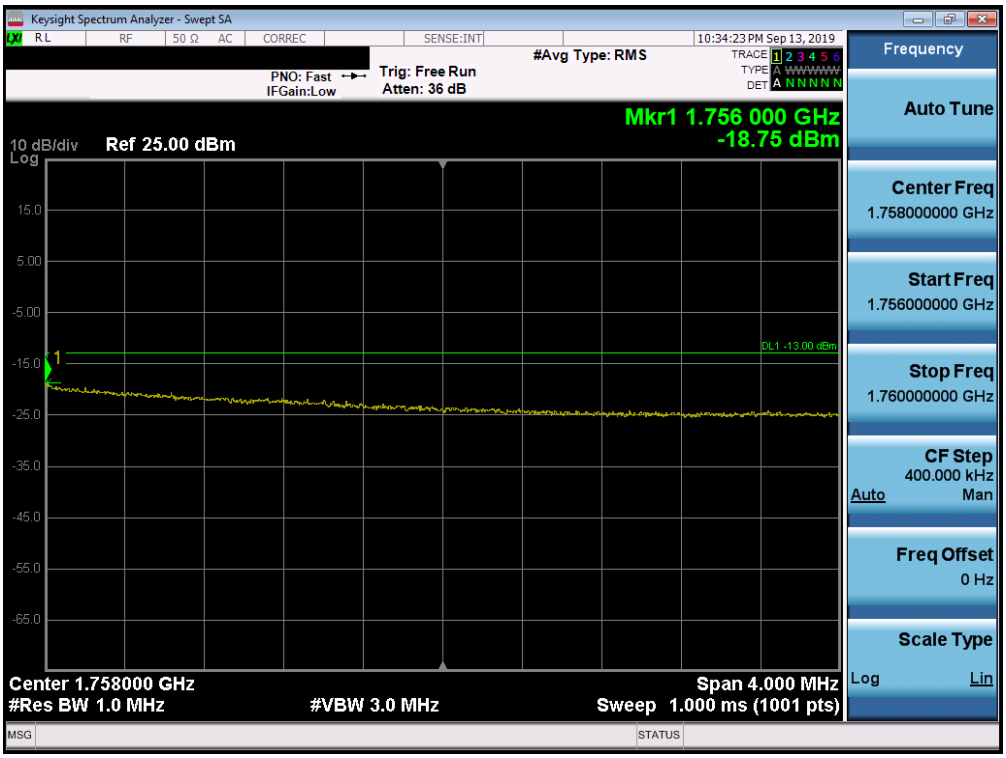

Plot 7-286. Upper Extended Band Edge Plot (Band 4 - 10.0MHz QPSK - Full RB Configuration)

© 2019 PCTEST Engineering Laboratory, Inc. V 9.0 02/01/2019
All rights reserved. Unless otherwise specified, no part of this report may be reproduced or utilized in any part, form or by any means, electronic or mechanical, including photocopying and microfilm, without permission in writing from PCTEST Engineering Laboratory, Inc. If you have any questions about this international copyright or have an enquiry about obtaining additional rights to this report or assembly of contents thereof, please contact INFO@PCTEST.COM.

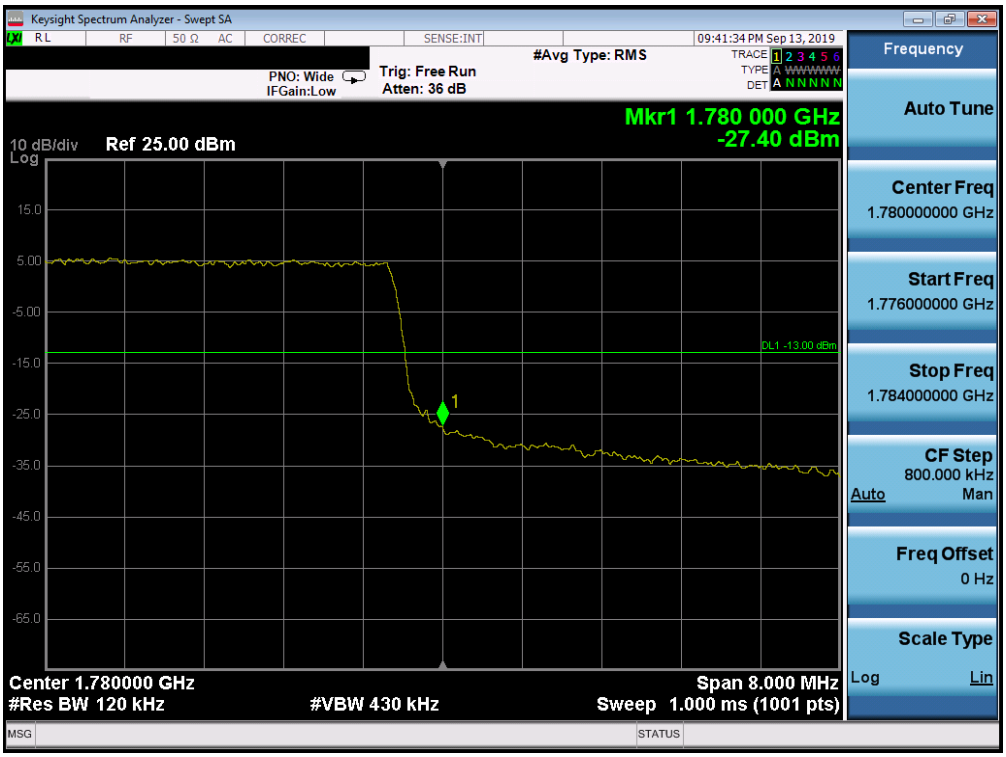

Plot 7-287. Upper Band Edge Plot (Band 66 - 10.0MHz QPSK - Full RB Configuration)

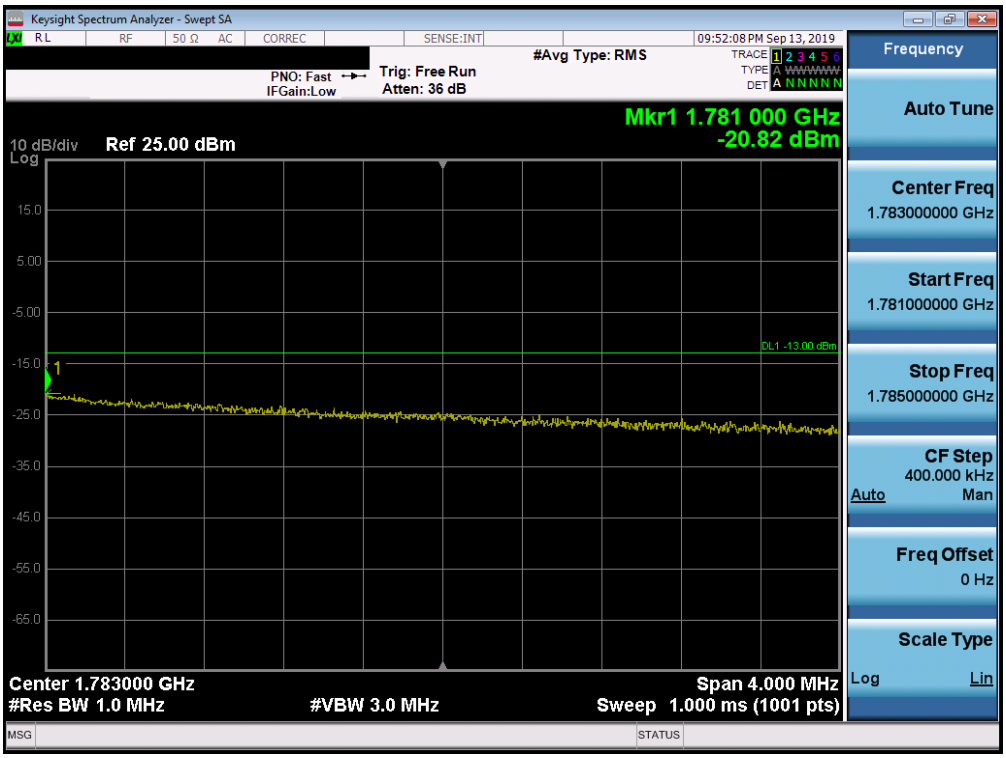

Plot 7-288. Upper Extended Band Edge Plot (Band 66 - 10.0MHz QPSK - Full RB Configuration)

© 2019 PCTEST Engineering Laboratory, Inc. V 9.0 02/01/2019
All rights reserved. Unless otherwise specified, no part of this report may be reproduced or utilized in any part, form or by any means, electronic or mechanical, including photocopying and microfilm, without permission in writing from PCTEST Engineering Laboratory, Inc. If you have any questions about this international copyright or have an enquiry about obtaining additional rights to this report or assembly of contents thereof, please contact INFO@PCTEST.COM.

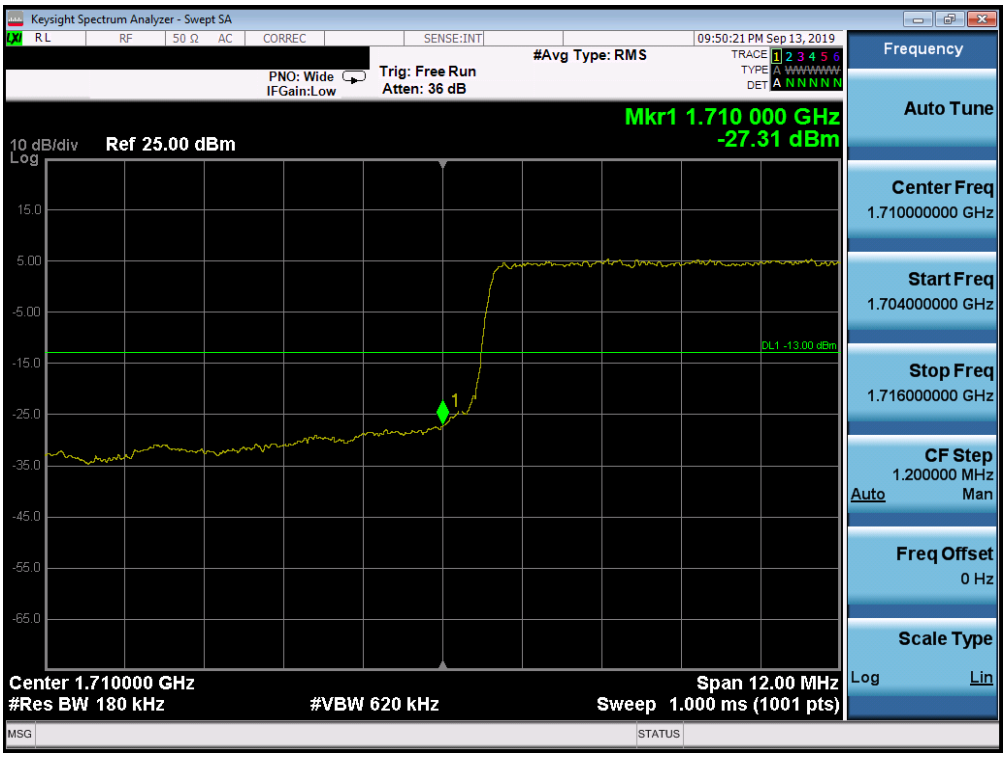

Plot 7-289. Lower Band Edge Plot (Band 66/4 - 15.0MHz QPSK - Full RB Configuration)

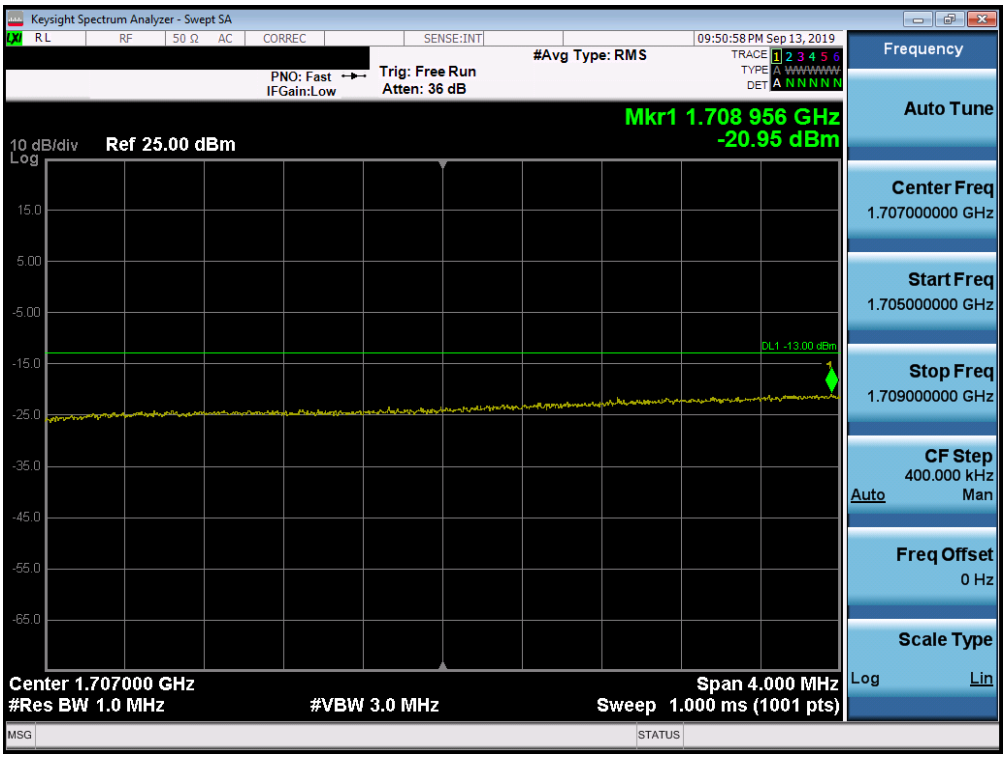

Plot 7-290. Lower Extended Band Edge Plot (Band 66/4 - 15.0MHz QPSK - Full RB Configuration)

© 2019 PCTEST Engineering Laboratory, Inc. V 9.0 02/01/2019
All rights reserved. Unless otherwise specified, no part of this report may be reproduced or utilized in any part, form or by any means, electronic or mechanical, including photocopying and microfilm, without permission in writing from PCTEST Engineering Laboratory, Inc. If you have any questions about this international copyright or have an enquiry about obtaining additional rights to this report or assembly of contents thereof, please contact INFO@PCTEST.COM.

Plot 7-291. Upper Band Edge Plot (Band 4 - 15.0MHz QPSK - Full RB Configuration)

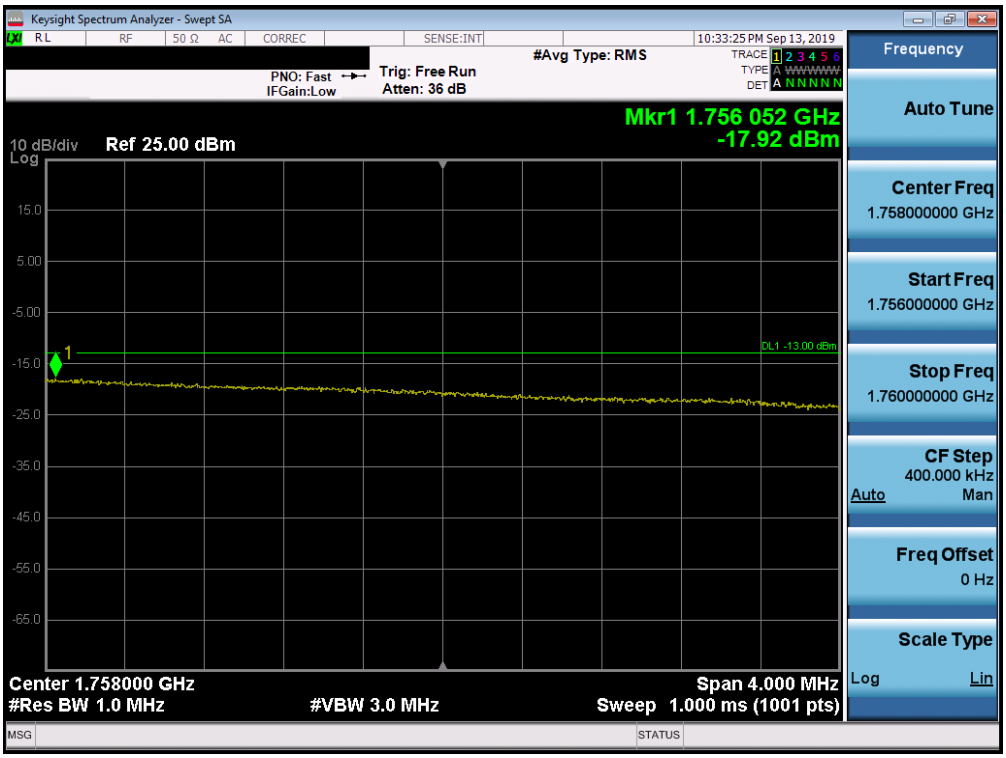

Plot 7-292. Upper Extended Band Edge Plot (Band 4 - 15.0MHz QPSK - Full RB Configuration)

© 2019 PCTEST Engineering Laboratory, Inc. V 9.0 02/01/2019
All rights reserved. Unless otherwise specified, no part of this report may be reproduced or utilized in any part, form or by any means, electronic or mechanical, including photocopying and microfilm, without permission in writing from PCTEST Engineering Laboratory, Inc. If you have any questions about this international copyright or have an enquiry about obtaining additional rights to this report or assembly of contents thereof, please contact INFO@PCTEST.COM.

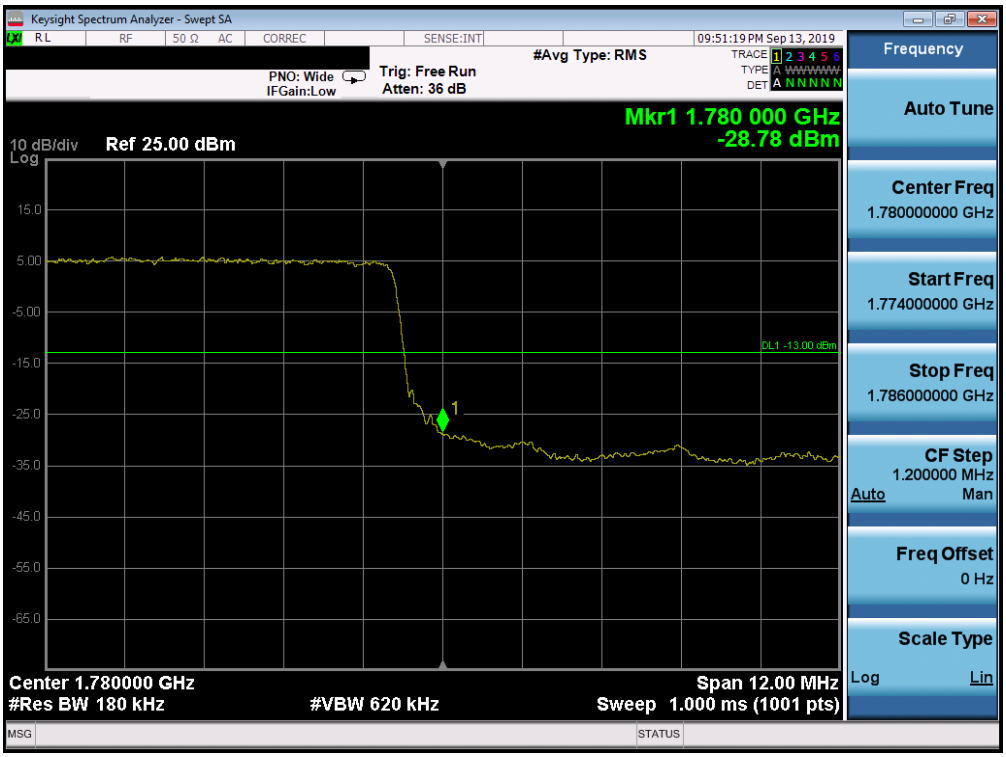

Plot 7-293. Upper Band Edge Plot (Band 66 - 15.0MHz QPSK - Full RB Configuration)

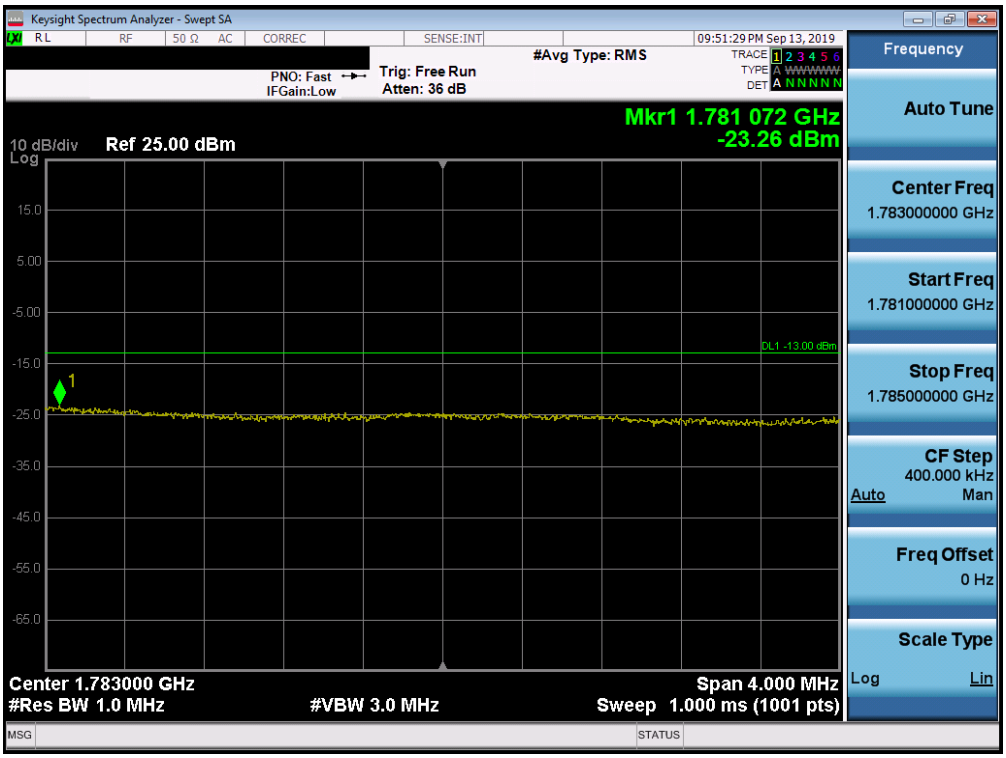

Plot 7-294. Upper Extended Band Edge Plot (Band 66 - 15.0MHz QPSK - Full RB Configuration)

© 2019 PCTEST Engineering Laboratory, Inc. V 9.0 02/01/2019
All rights reserved. Unless otherwise specified, no part of this report may be reproduced or utilized in any part, form or by any means, electronic or mechanical, including photocopying and microfilm, without permission in writing from PCTEST Engineering Laboratory, Inc. If you have any questions about this international copyright or have an enquiry about obtaining additional rights to this report or assembly of contents thereof, please contact INFO@PCTEST.COM.

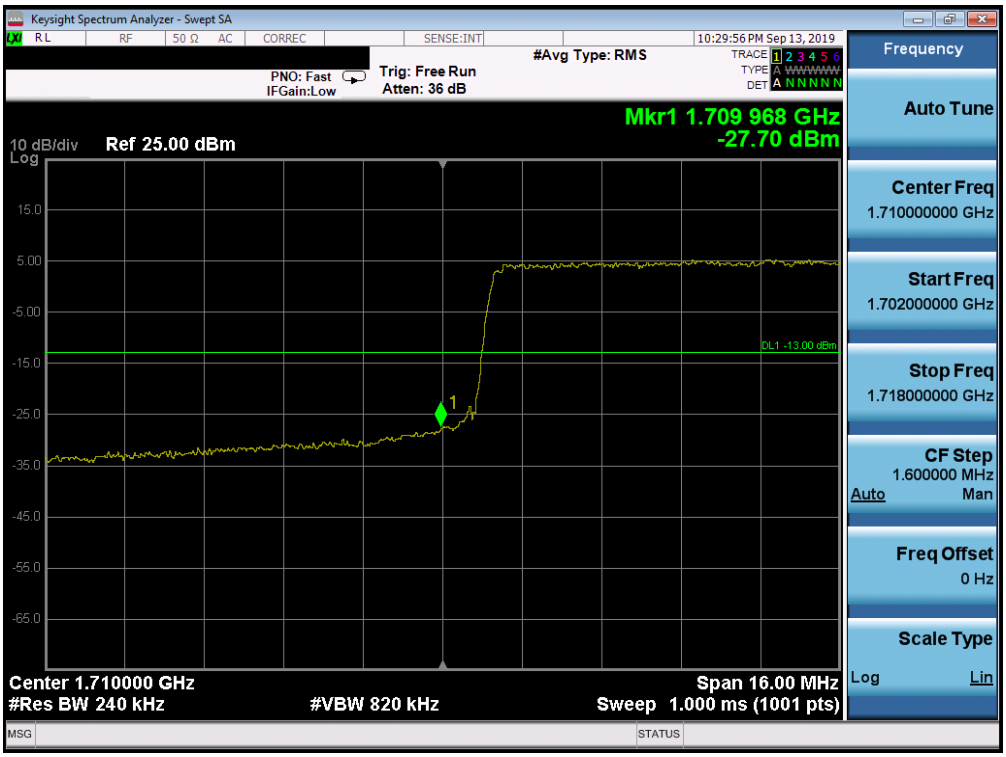

Plot 7-295. Lower Band Edge Plot (Band 66/4 - 20.0MHz QPSK - Full RB Configuration)

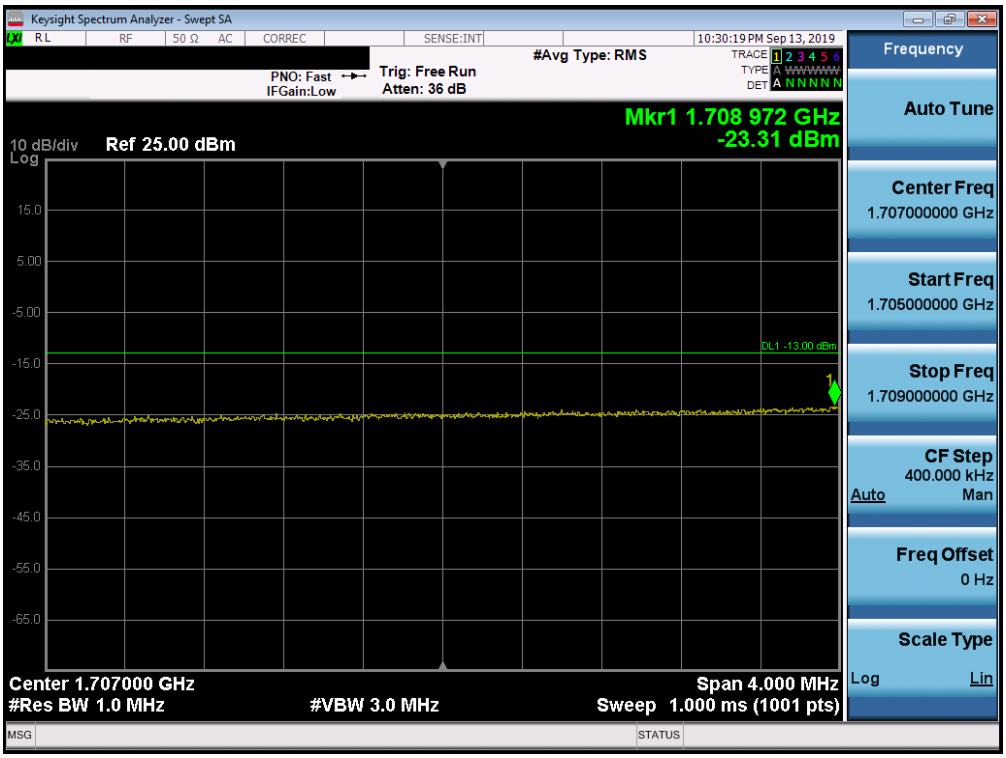

Plot 7-296. Lower Extended Band Edge Plot (Band 66/4 - 20.0MHz QPSK - Full RB Configuration)

© 2019 PCTEST Engineering Laboratory, Inc. V 9.0 02/01/2019
All rights reserved. Unless otherwise specified, no part of this report may be reproduced or utilized in any part, form or by any means, electronic or mechanical, including photocopying and microfilm, without permission in writing from PCTEST Engineering Laboratory, Inc. If you have any questions about this international copyright or have an enquiry about obtaining additional rights to this report or assembly of contents thereof, please contact INFO@PCTEST.COM.

Plot 7-297. Upper Band Edge Plot (Band 4 - 20.0MHz QPSK - Full RB Configuration)

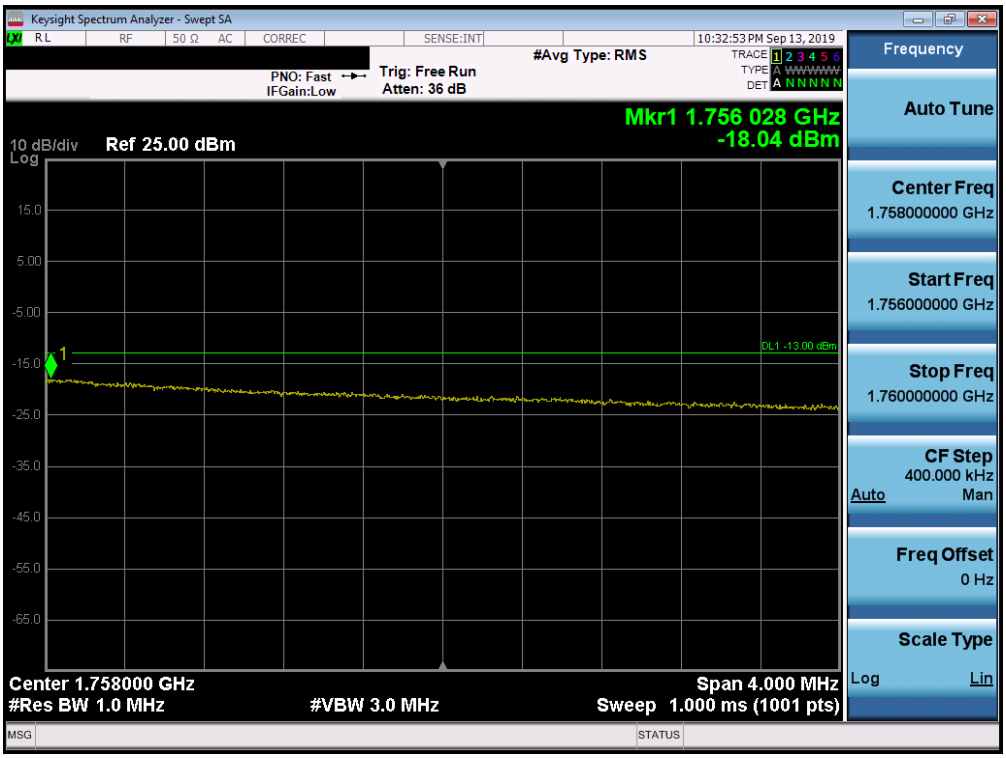

Plot 7-298. Upper Extended Band Edge Plot (Band 4 - 20.0MHz QPSK - Full RB Configuration)

© 2019 PCTEST Engineering Laboratory, Inc. V 9.0 02/01/2019
All rights reserved. Unless otherwise specified, no part of this report may be reproduced or utilized in any part, form or by any means, electronic or mechanical, including photocopying and microfilm, without permission in writing from PCTEST Engineering Laboratory, Inc. If you have any questions about this international copyright or have an enquiry about obtaining additional rights to this report or assembly of contents thereof, please contact INFO@PCTEST.COM.

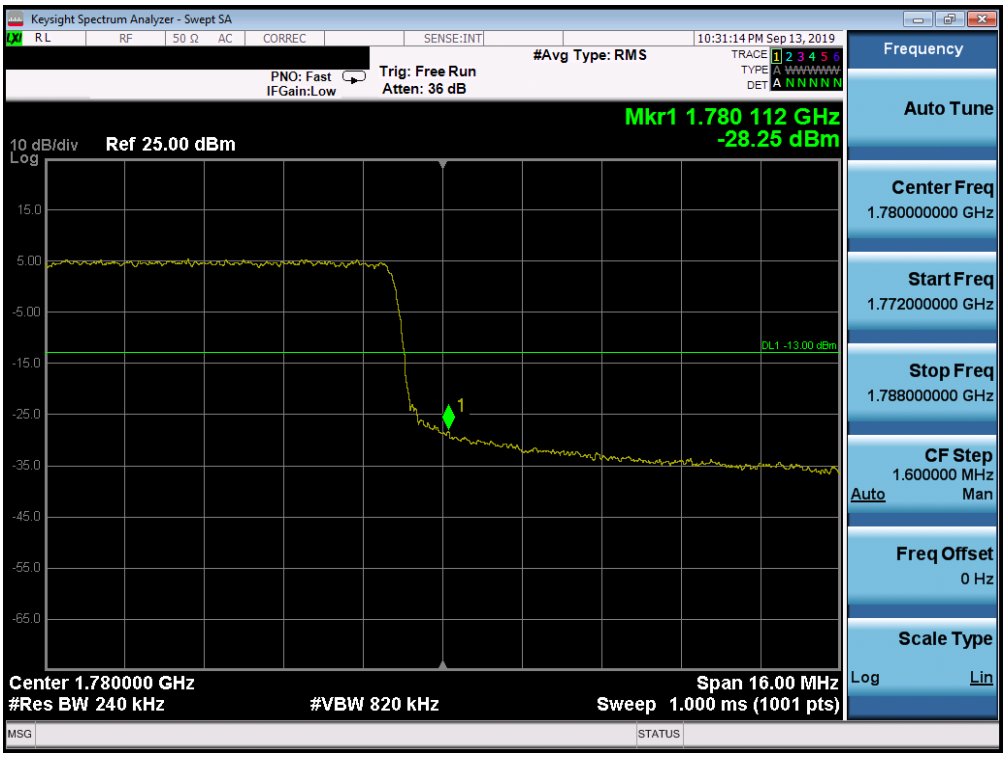

Plot 7-299. Upper Band Edge Plot (Band 66 - 20.0MHz QPSK - Full RB Configuration)

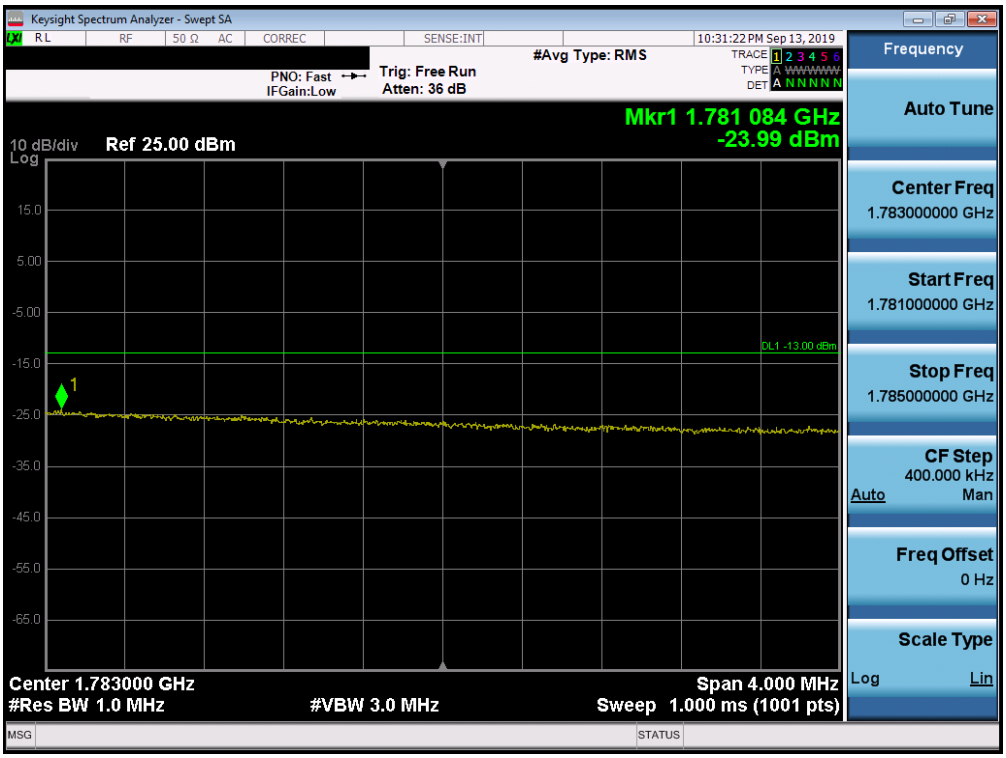

Plot 7-300. Upper Extended Band Edge Plot (Band 66 - 20.0MHz QPSK - Full RB Configuration)

© 2019 PCTEST Engineering Laboratory, Inc. V 9.0 02/01/2019
All rights reserved. Unless otherwise specified, no part of this report may be reproduced or utilized in any part, form or by any means, electronic or mechanical, including photocopying and microfilm, without permission in writing from PCTEST Engineering Laboratory, Inc. If you have any questions about this international copyright or have an enquiry about obtaining additional rights to this report or assembly of contents thereof, please contact INFO@PCTEST.COM.

Band 25/2

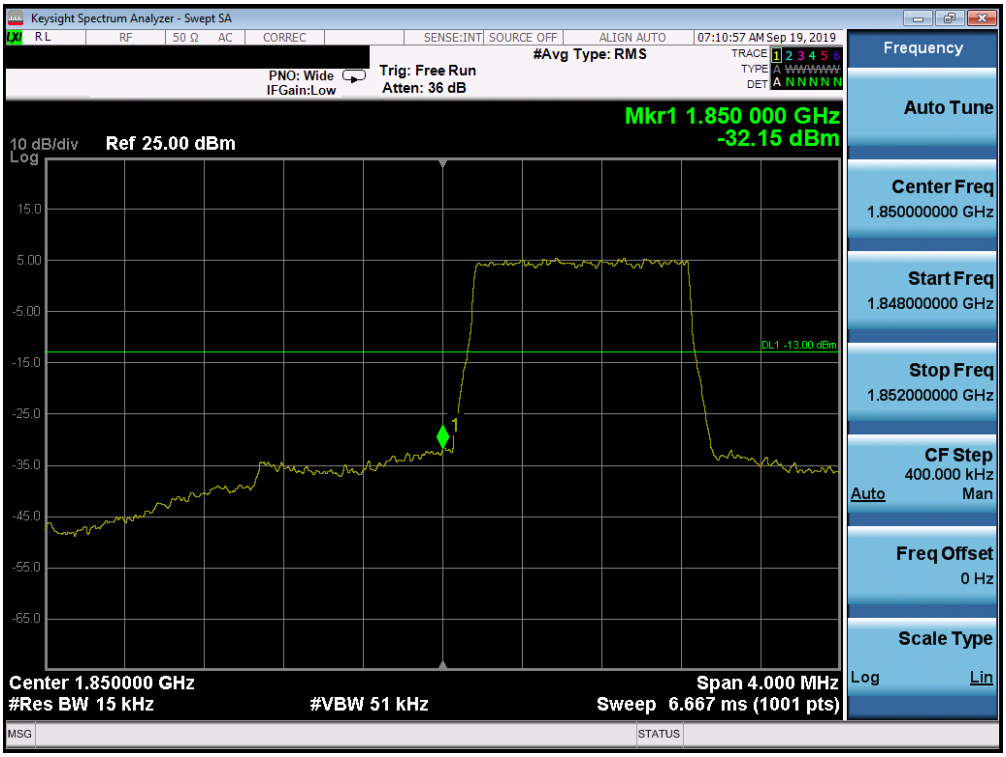

Plot 7-301. Lower Band Edge Plot (Band 25/2 - 1.4MHz QPSK - Full RB Configuration)

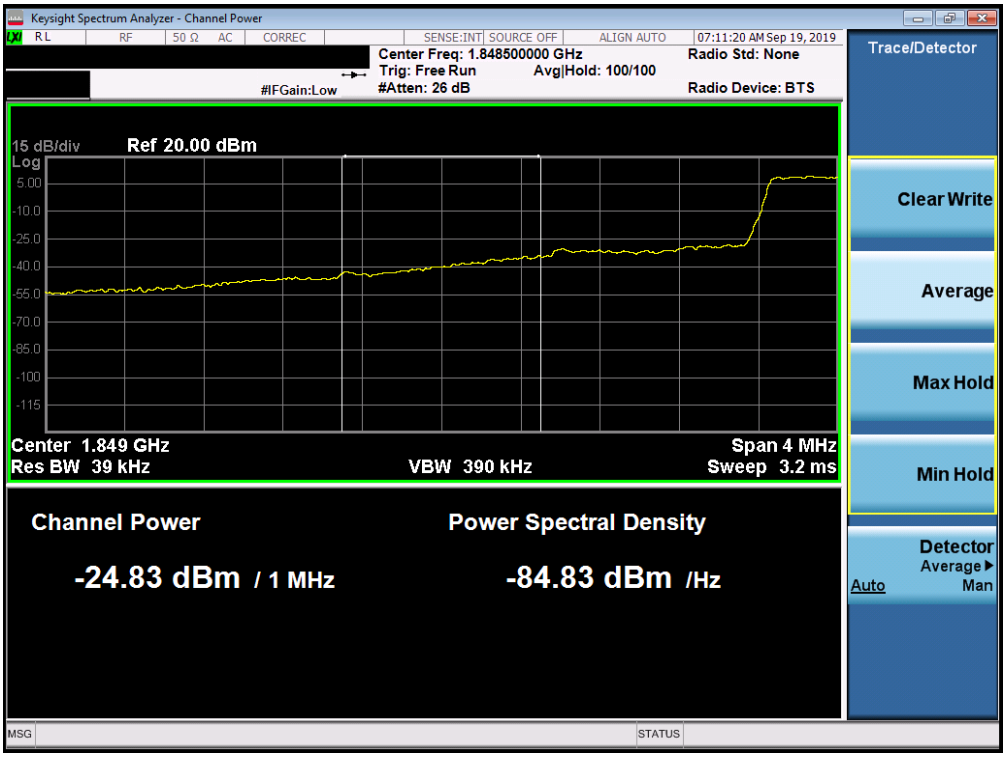

Plot 7-302. Lower Extended Band Edge Plot (Band 25/2 - 1.4MHz QPSK - Full RB Configuration)

© 2019 PCTEST Engineering Laboratory, Inc.
All rights reserved. Unless otherwise specified, no part of this report may be reproduced or utilized in any part, form or by any means, electronic or mechanical, including photocopying and microfilm, without permission in writing from PCTEST Engineering Laboratory, Inc. If you have any questions about this international copyright or have an enquiry about obtaining additional rights to this report or assembly of contents thereof, please contact INFO@PCTEST.COM.

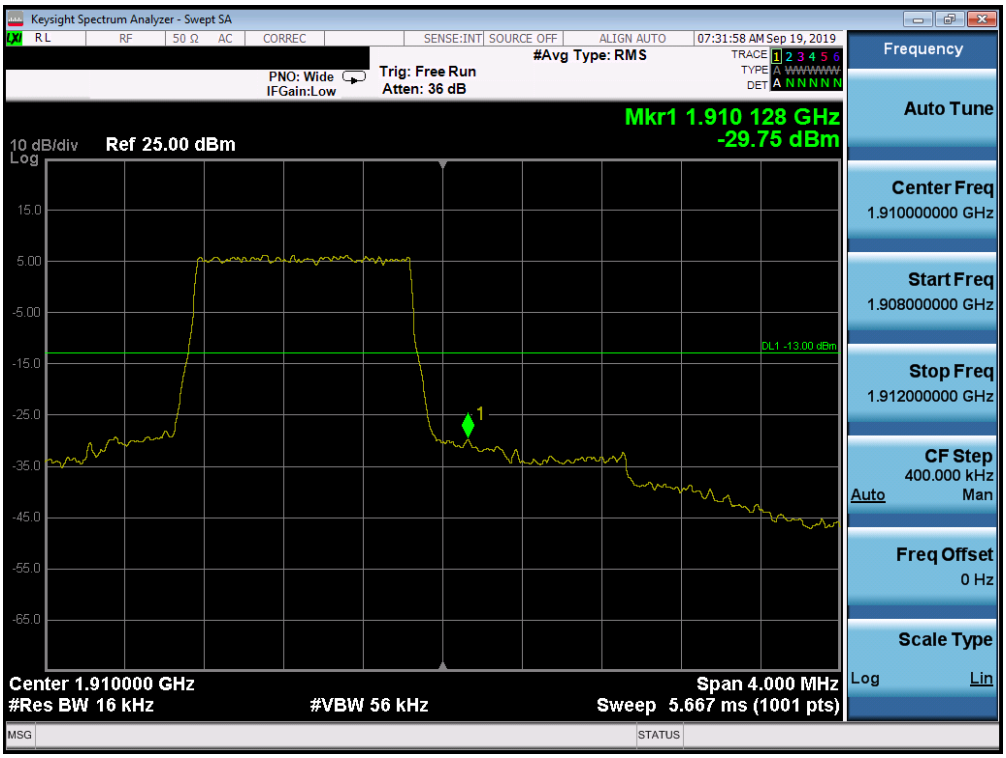

Plot 7-303. Upper Band Edge Plot (Band 2 - 1.4MHz QPSK - Full RB Configuration)

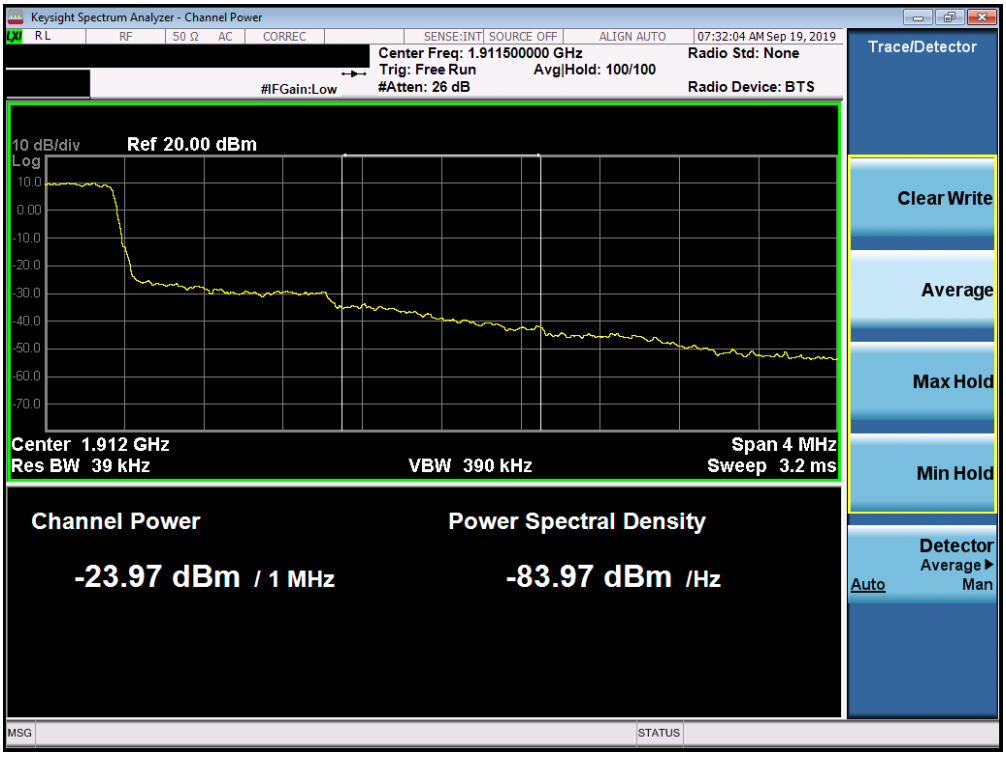

Plot 7-304. Upper Extended Band Edge Plot (Band 2 - 1.4MHz QPSK - Full RB Configuration)

© 2019 PCTEST Engineering Laboratory, Inc. V 9.0 02/01/2019
All rights reserved. Unless otherwise specified, no part of this report may be reproduced or utilized in any part, form or by any means, electronic or mechanical, including photocopying and microfilm, without permission in writing from PCTEST Engineering Laboratory, Inc. If you have any questions about this international copyright or have an enquiry about obtaining additional rights to this report or assembly of contents thereof, please contact INFO@PCTEST.COM.

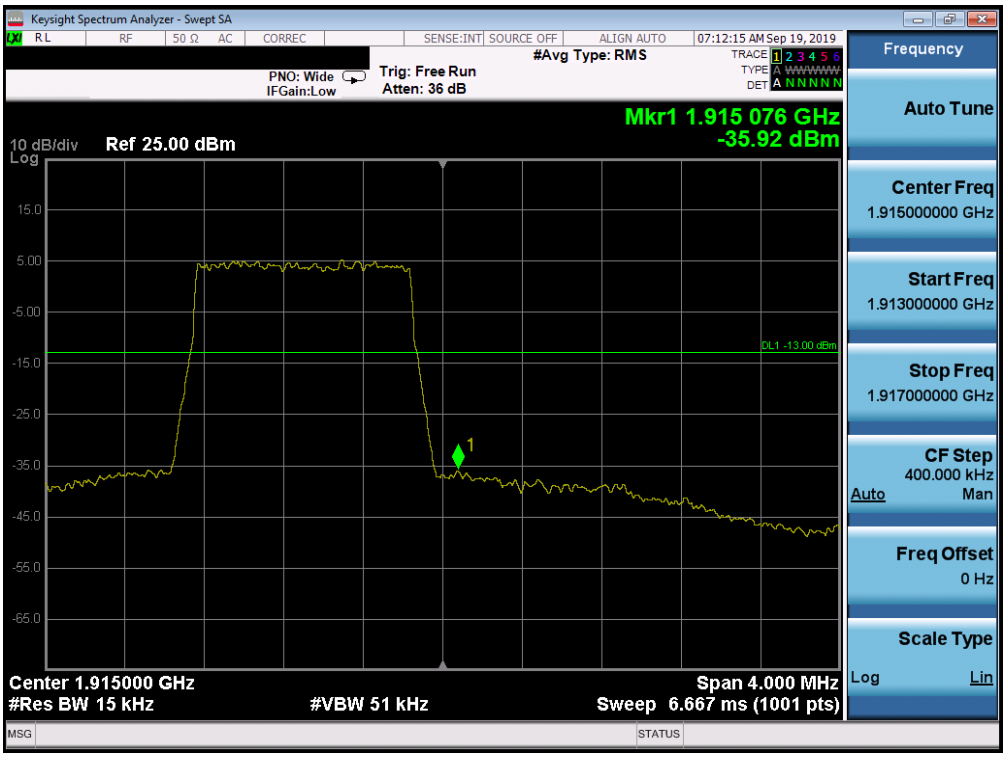

Plot 7-305. Upper Band Edge Plot (Band 25 - 1.4MHz QPSK - Full RB Configuration)

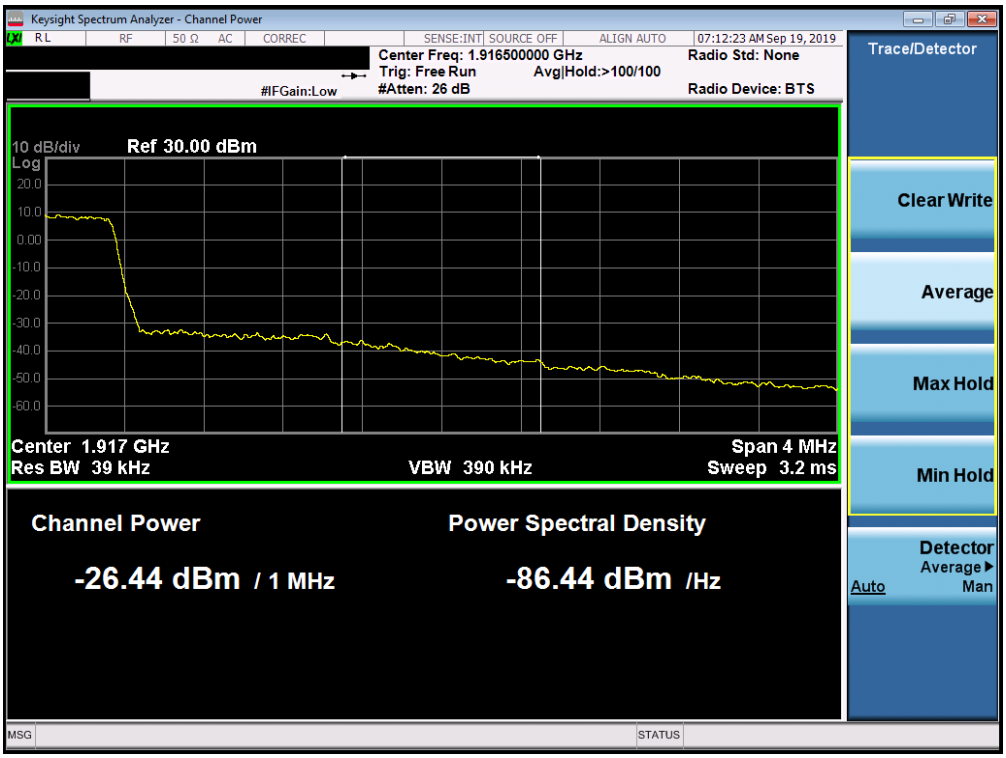

Plot 7-306. Upper Extended Band Edge Plot (Band 25 - 1.4MHz QPSK - Full RB Configuration)

© 2019 PCTEST Engineering Laboratory, Inc. V 9.0 02/01/2019
All rights reserved. Unless otherwise specified, no part of this report may be reproduced or utilized in any part, form or by any means, electronic or mechanical, including photocopying and microfilm, without permission in writing from PCTEST Engineering Laboratory, Inc. If you have any questions about this international copyright or have an enquiry about obtaining additional rights to this report or assembly of contents thereof, please contact INFO@PCTEST.COM.

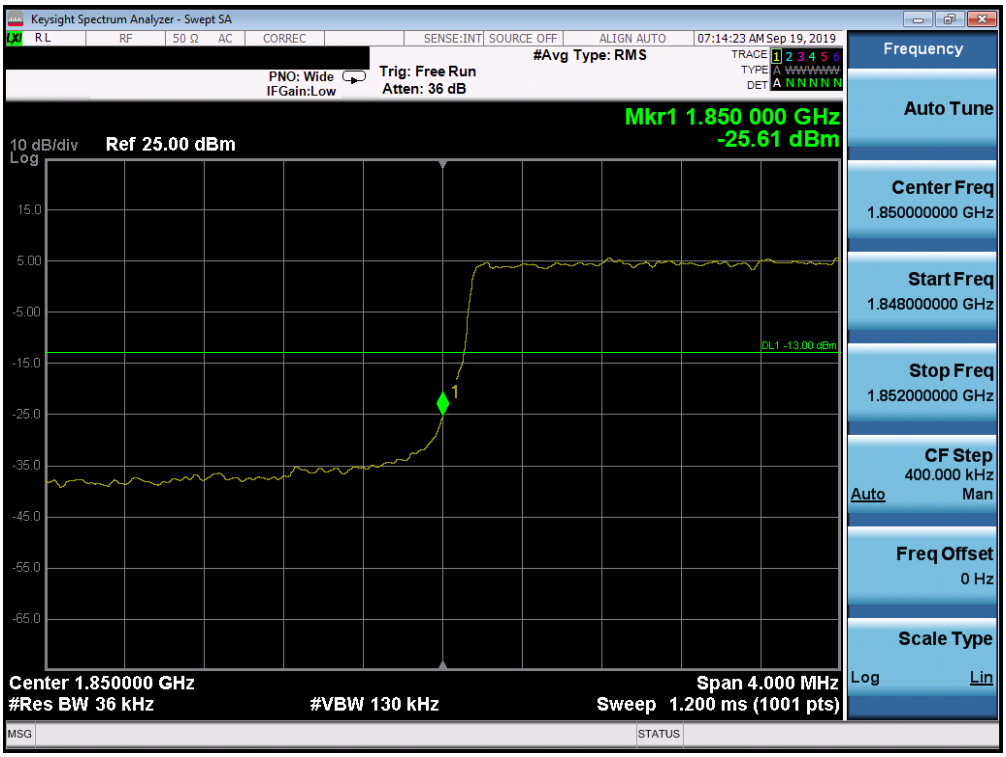

Plot 7-307. Lower Band Edge Plot (Band 25/2 - 3.0MHz QPSK - Full RB Configuration)

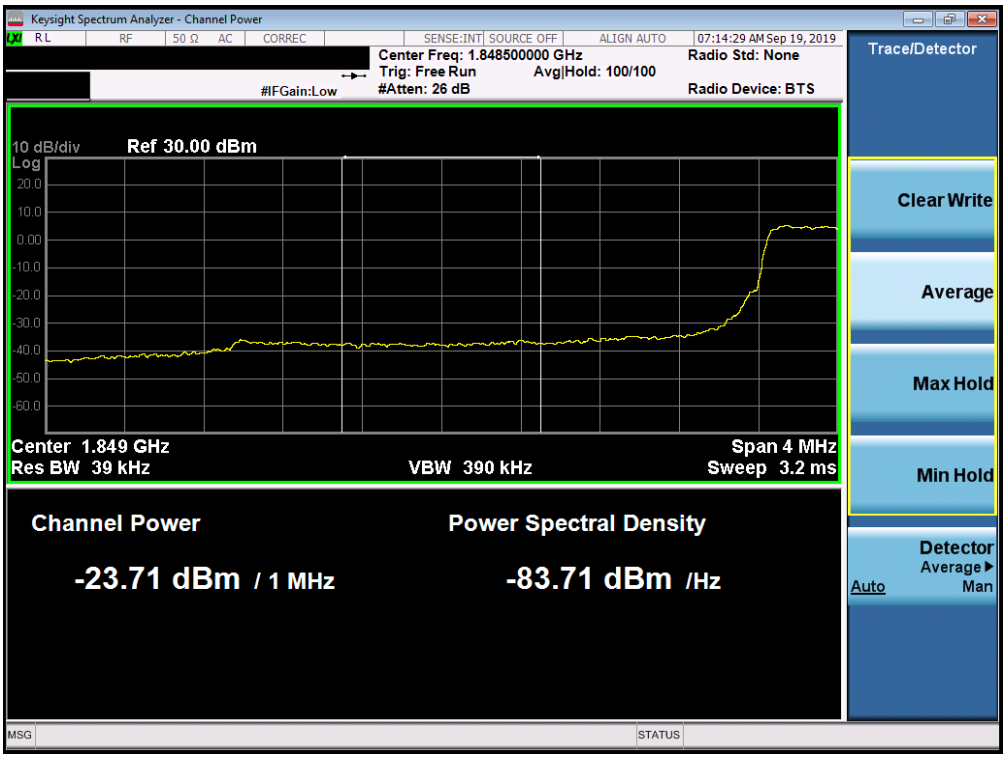

Plot 7-308. Lower Extended Band Edge Plot (Band 25/2 - 3.0MHz QPSK - Full RB Configuration)

© 2019 PCTEST Engineering Laboratory, Inc. V 9.0 02/01/2019
All rights reserved. Unless otherwise specified, no part of this report may be reproduced or utilized in any part, form or by any means, electronic or mechanical, including photocopying and microfilm, without permission in writing from PCTEST Engineering Laboratory, Inc. If you have any questions about this international copyright or have an enquiry about obtaining additional rights to this report or assembly of contents thereof, please contact INFO@PCTEST.COM.

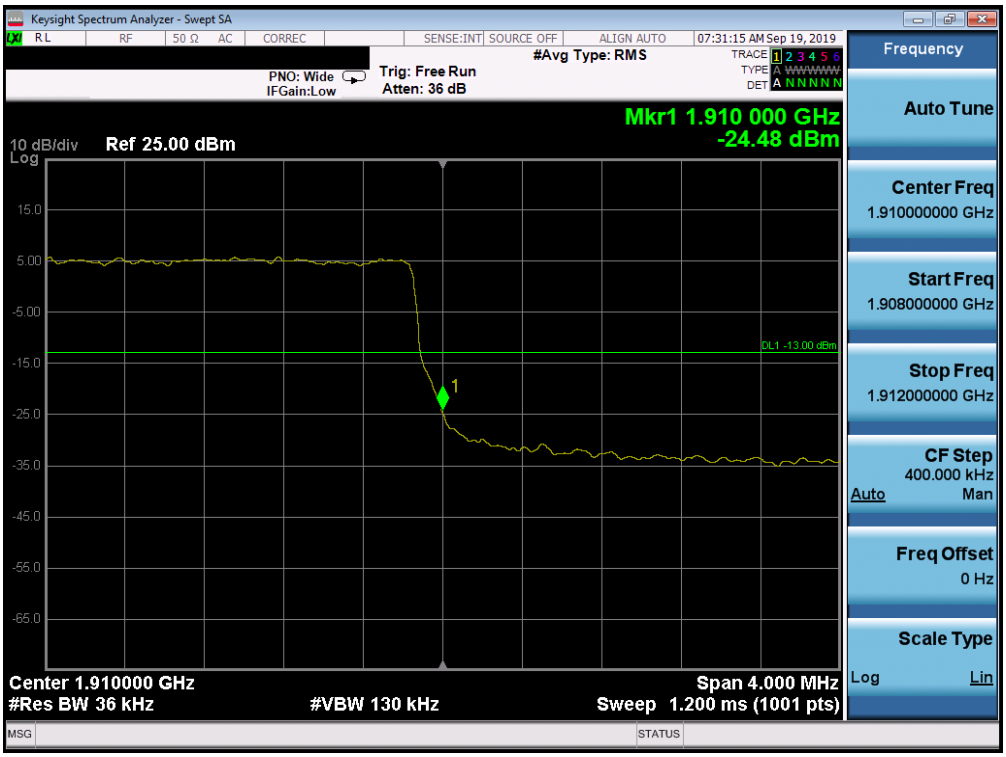

Plot 7-309. Upper Band Edge Plot (Band 2 - 3.0MHz QPSK - Full RB Configuration)

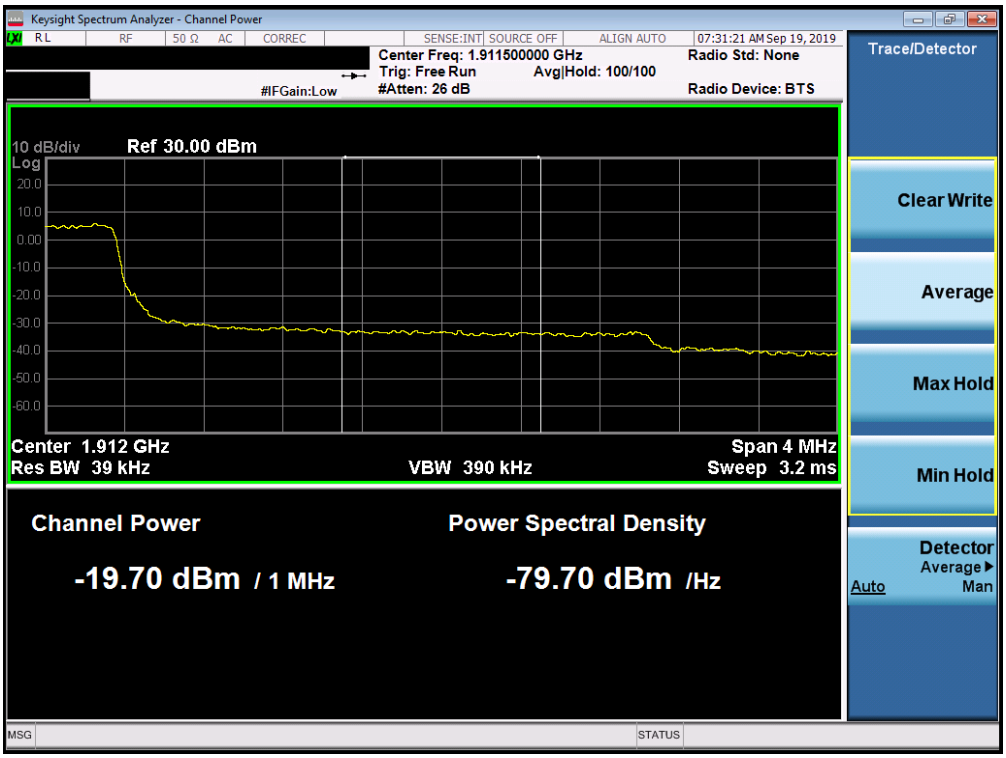

Plot 7-310. Upper Extended Band Edge Plot (Band 2 - 3.0MHz QPSK - Full RB Configuration)

© 2019 PCTEST Engineering Laboratory, Inc. V 9.0 02/01/2019
All rights reserved. Unless otherwise specified, no part of this report may be reproduced or utilized in any part, form or by any means, electronic or mechanical, including photocopying and microfilm, without permission in writing from PCTEST Engineering Laboratory, Inc. If you have any questions about this international copyright or have an enquiry about obtaining additional rights to this report or assembly of contents thereof, please contact INFO@PCTEST.COM.

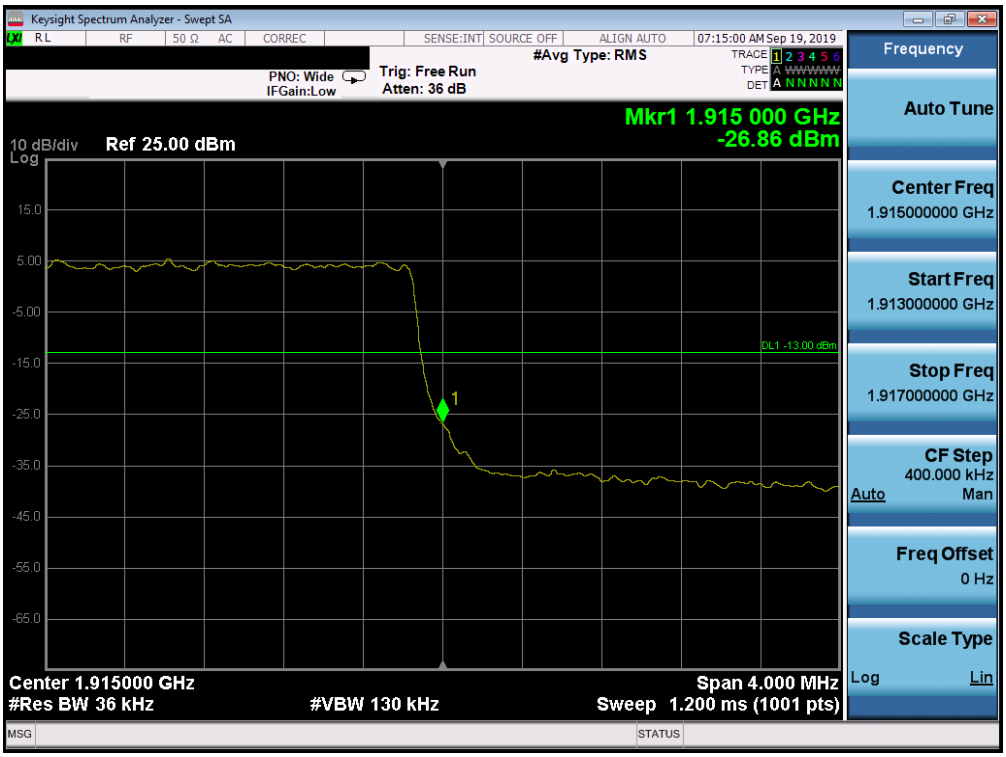

Plot 7-311. Upper Band Edge Plot (Band 25 - 3.0MHz QPSK - Full RB Configuration)

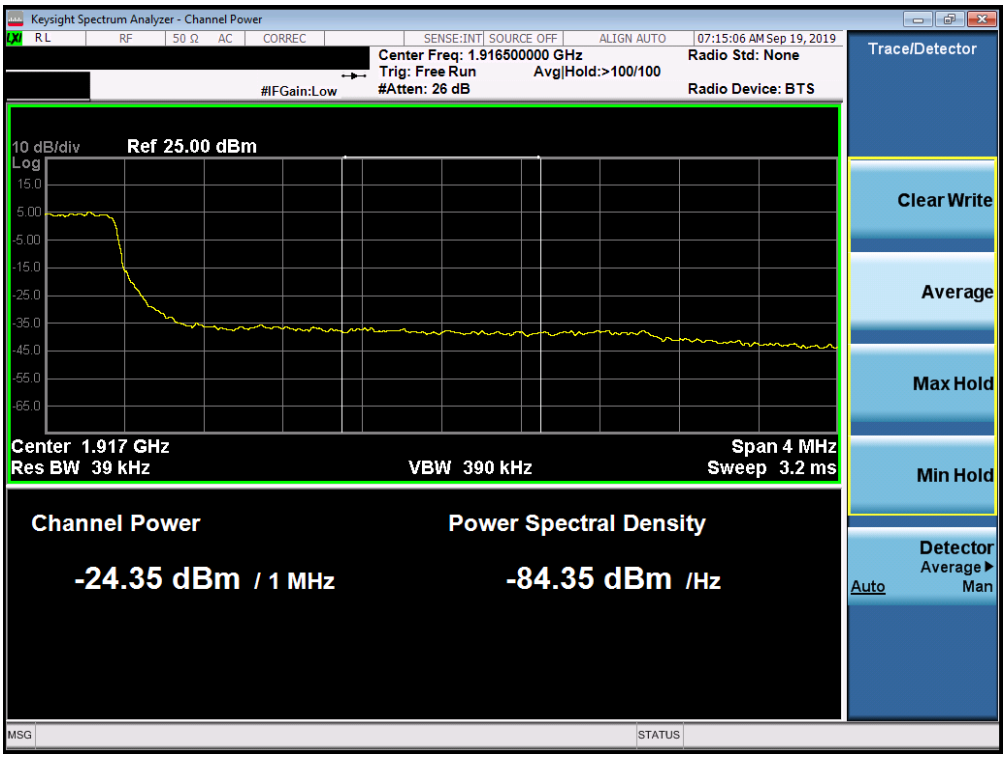

Plot 7-312. Upper Extended Band Edge Plot (Band 25 - 3.0MHz QPSK - Full RB Configuration)

© 2019 PCTEST Engineering Laboratory, Inc. V 9.0 02/01/2019
All rights reserved. Unless otherwise specified, no part of this report may be reproduced or utilized in any part, form or by any means, electronic or mechanical, including photocopying and microfilm, without permission in writing from PCTEST Engineering Laboratory, Inc. If you have any questions about this international copyright or have an enquiry about obtaining additional rights to this report or assembly of contents thereof, please contact INFO@PCTEST.COM.

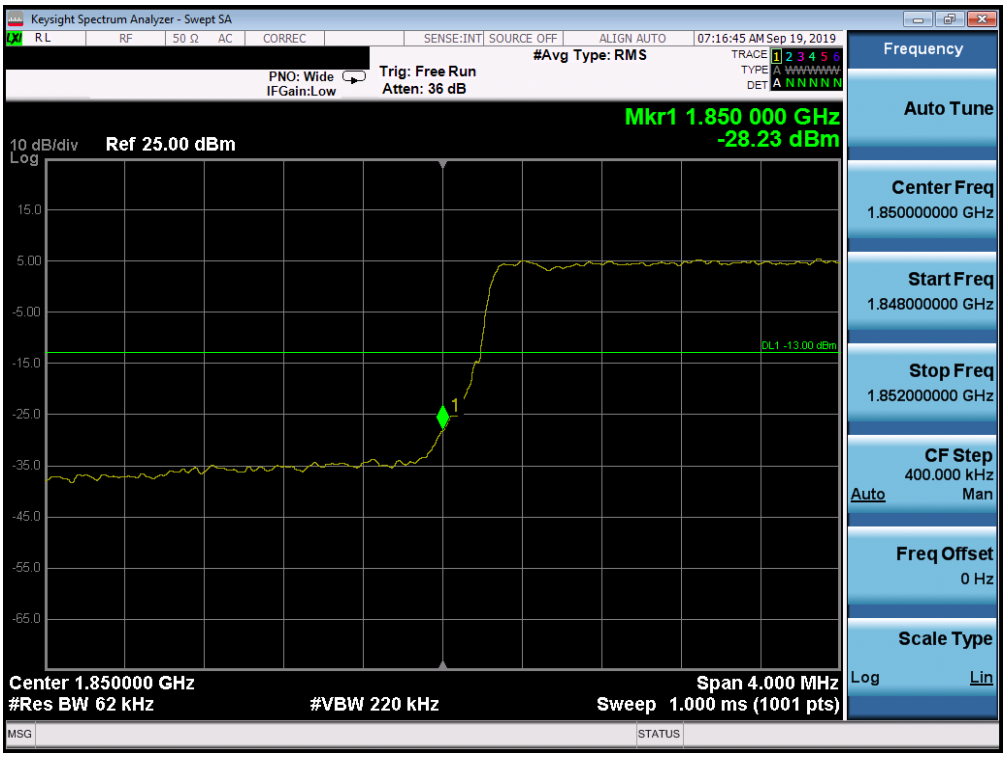

Plot 7-313. Lower Band Edge Plot (Band 25/2 - 5.0MHz QPSK - Full RB Configuration)

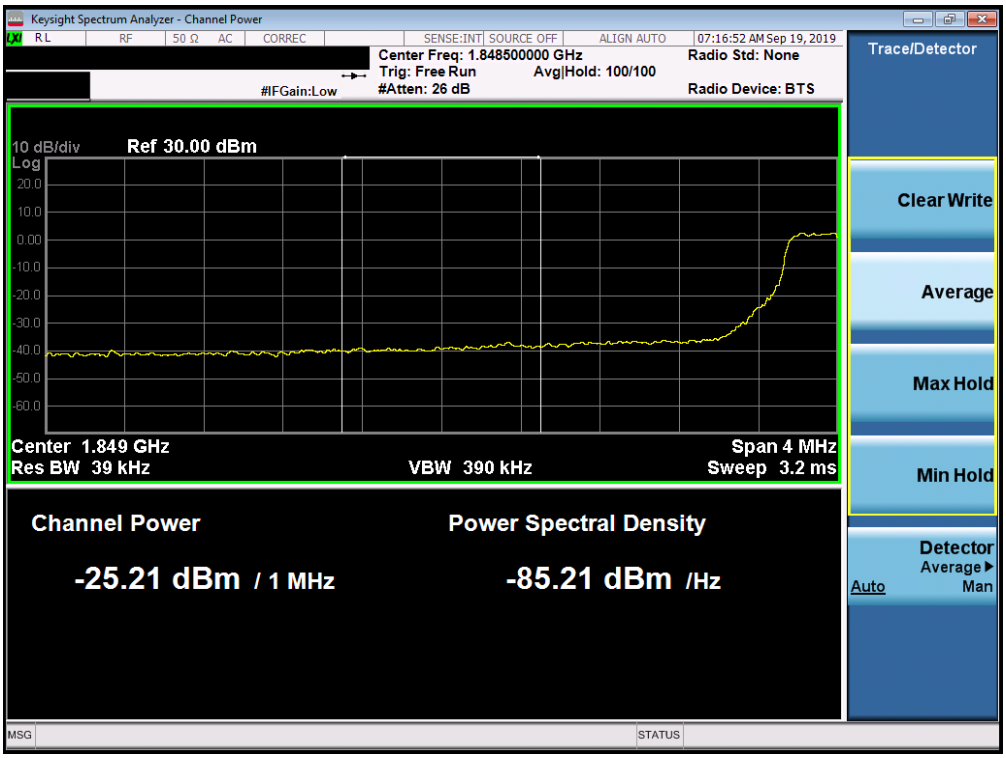

Plot 7-314. Lower Extended Band Edge Plot (Band 25/2 - 5.0MHz QPSK - Full RB Configuration)

© 2019 PCTEST Engineering Laboratory, Inc. V 9.0 02/01/2019
All rights reserved. Unless otherwise specified, no part of this report may be reproduced or utilized in any part, form or by any means, electronic or mechanical, including photocopying and microfilm, without permission in writing from PCTEST Engineering Laboratory, Inc. If you have any questions about this international copyright or have an enquiry about obtaining additional rights to this report or assembly of contents thereof, please contact INFO@PCTEST.COM.

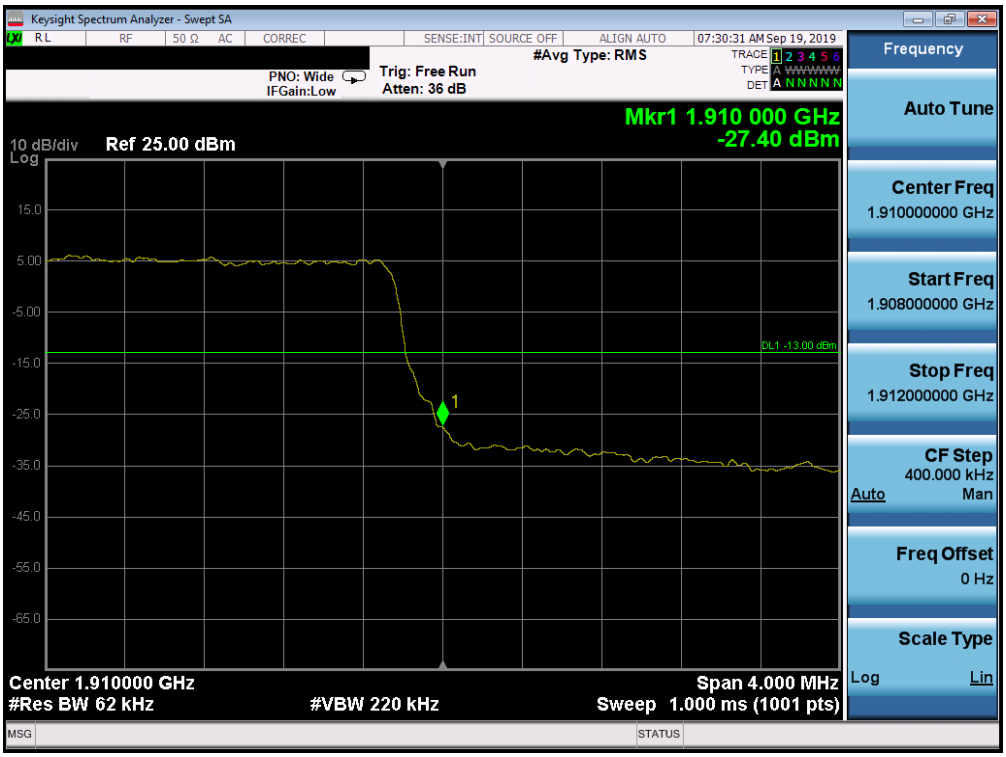

Plot 7-315. Upper Band Edge Plot (Band 2 - 5.0MHz QPSK - Full RB Configuration)

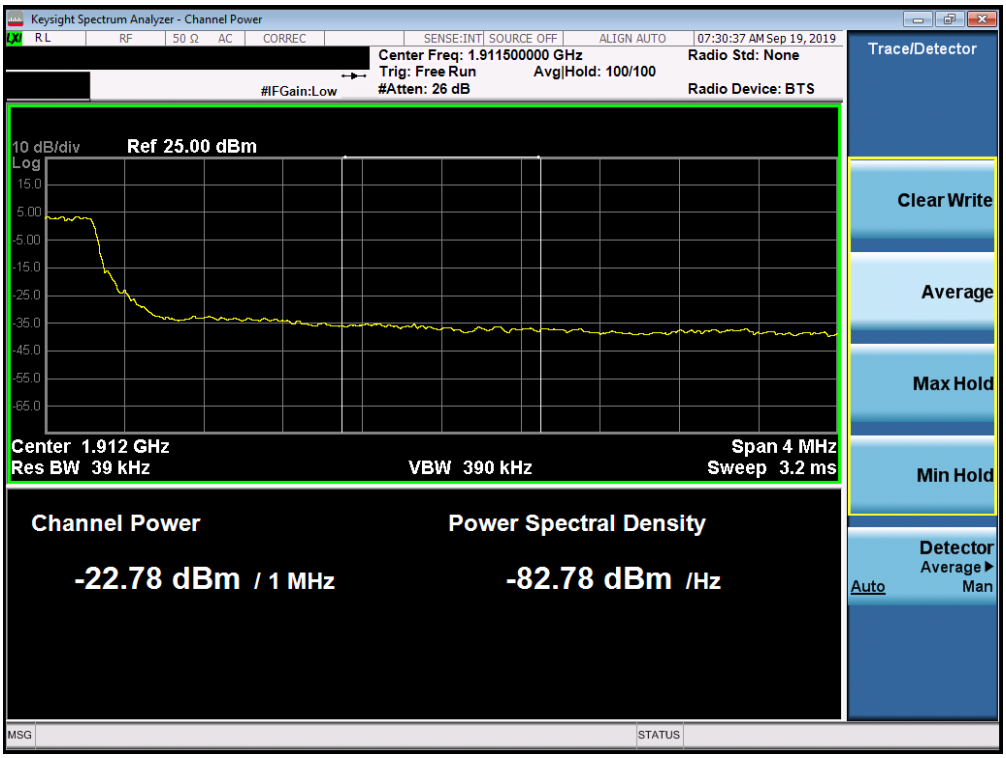

Plot 7-316. Upper Extended Band Edge Plot (Band 2 - 5.0MHz QPSK - Full RB Configuration)

© 2019 PCTEST Engineering Laboratory, Inc. V 9.0 02/01/2019
All rights reserved. Unless otherwise specified, no part of this report may be reproduced or utilized in any part, form or by any means, electronic or mechanical, including photocopying and microfilm, without permission in writing from PCTEST Engineering Laboratory, Inc. If you have any questions about this international copyright or have an enquiry about obtaining additional rights to this report or assembly of contents thereof, please contact INFO@PCTEST.COM.

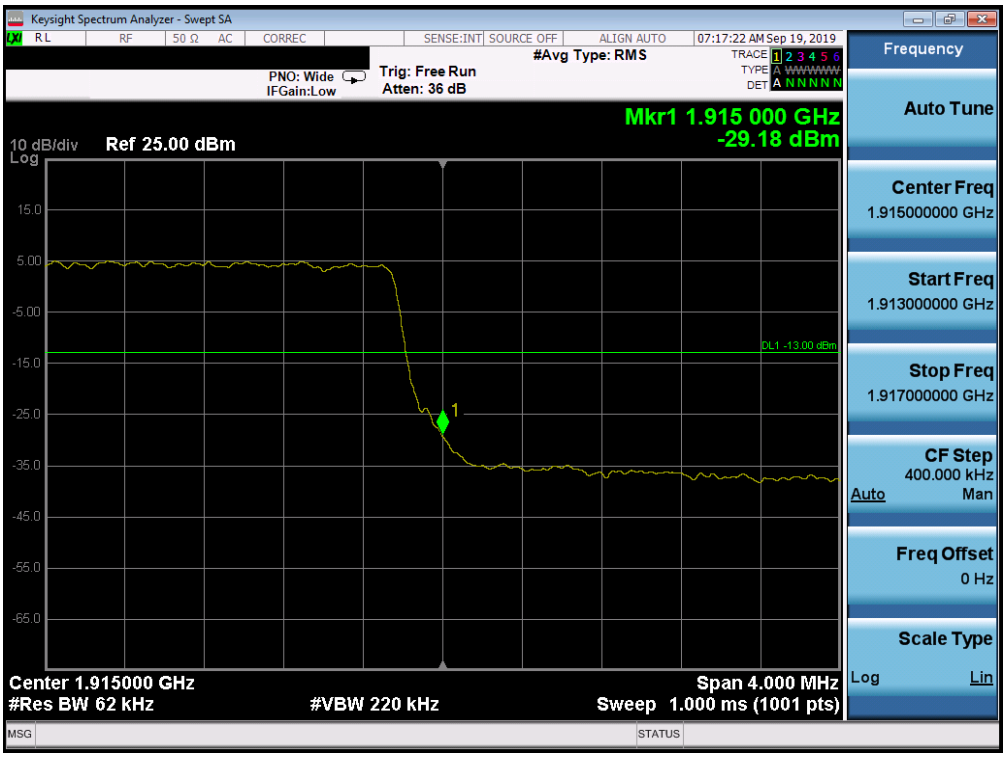

Plot 7-317. Upper Band Edge Plot (Band 25 - 5.0MHz QPSK - Full RB Configuration)

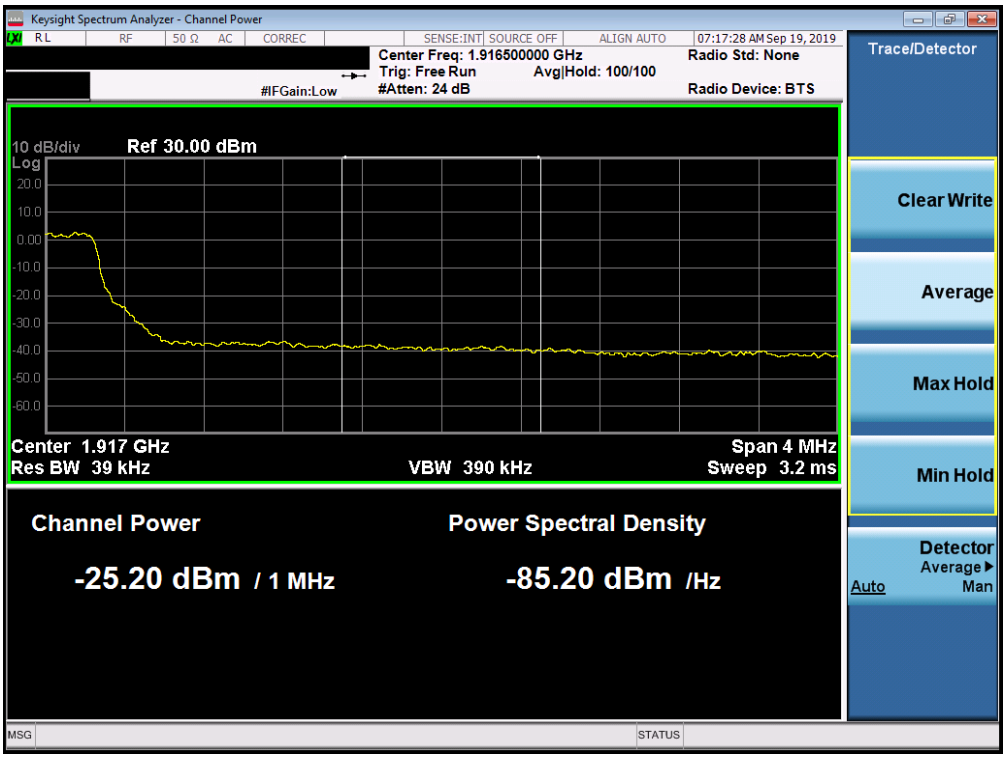

Plot 7-318. Upper Extended Band Edge Plot (Band 25 - 5.0MHz QPSK - Full RB Configuration)

© 2019 PCTEST Engineering Laboratory, Inc. V 9.0 02/01/2019
All rights reserved. Unless otherwise specified, no part of this report may be reproduced or utilized in any part, form or by any means, electronic or mechanical, including photocopying and microfilm, without permission in writing from PCTEST Engineering Laboratory, Inc. If you have any questions about this international copyright or have an enquiry about obtaining additional rights to this report or assembly of contents thereof, please contact INFO@PCTEST.COM.

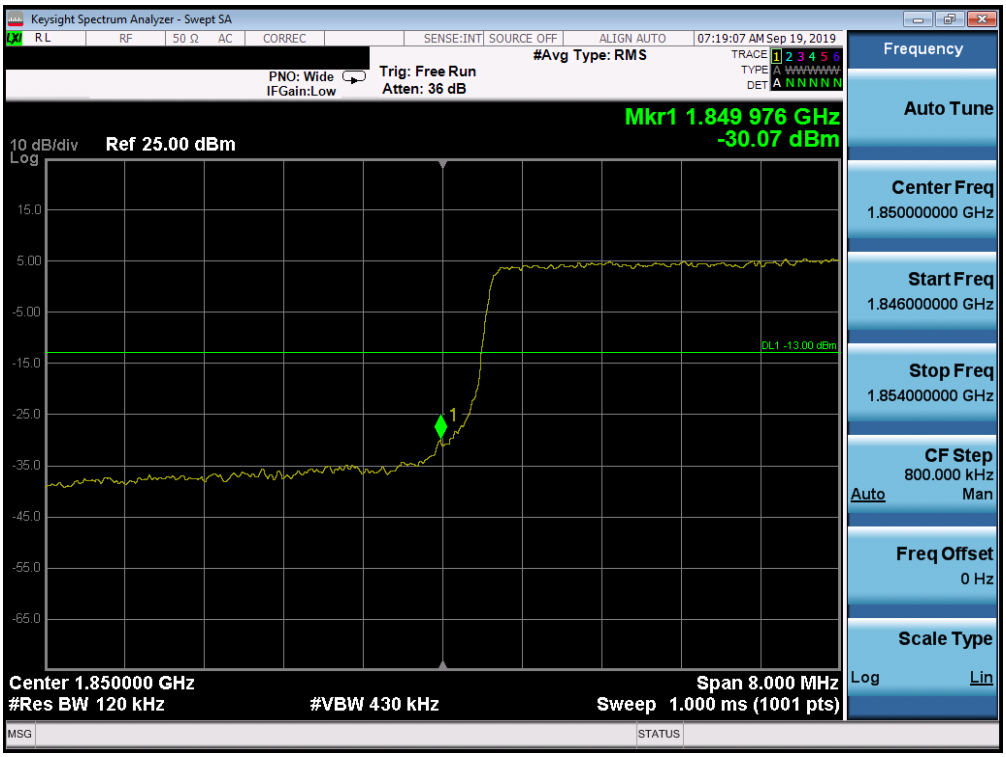

Plot 7-319. Lower Band Edge Plot (Band 25/2 - 10.0MHz QPSK - Full RB Configuration)

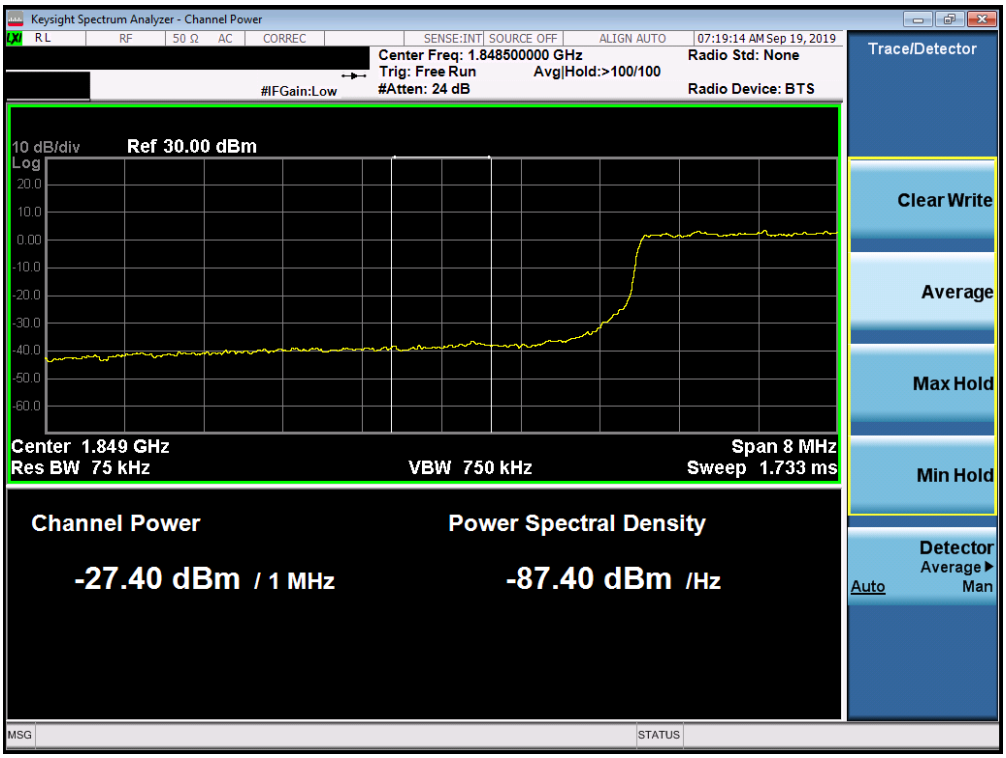

Plot 7-320. Lower Extended Band Edge Plot (Band 25/2 - 10.0MHz QPSK - Full RB Configuration)

© 2019 PCTEST Engineering Laboratory, Inc. V 9.0 02/01/2019
All rights reserved. Unless otherwise specified, no part of this report may be reproduced or utilized in any part, form or by any means, electronic or mechanical, including photocopying and microfilm, without permission in writing from PCTEST Engineering Laboratory, Inc. If you have any questions about this international copyright or have an enquiry about obtaining additional rights to this report or assembly of contents thereof, please contact INFO@PCTEST.COM.

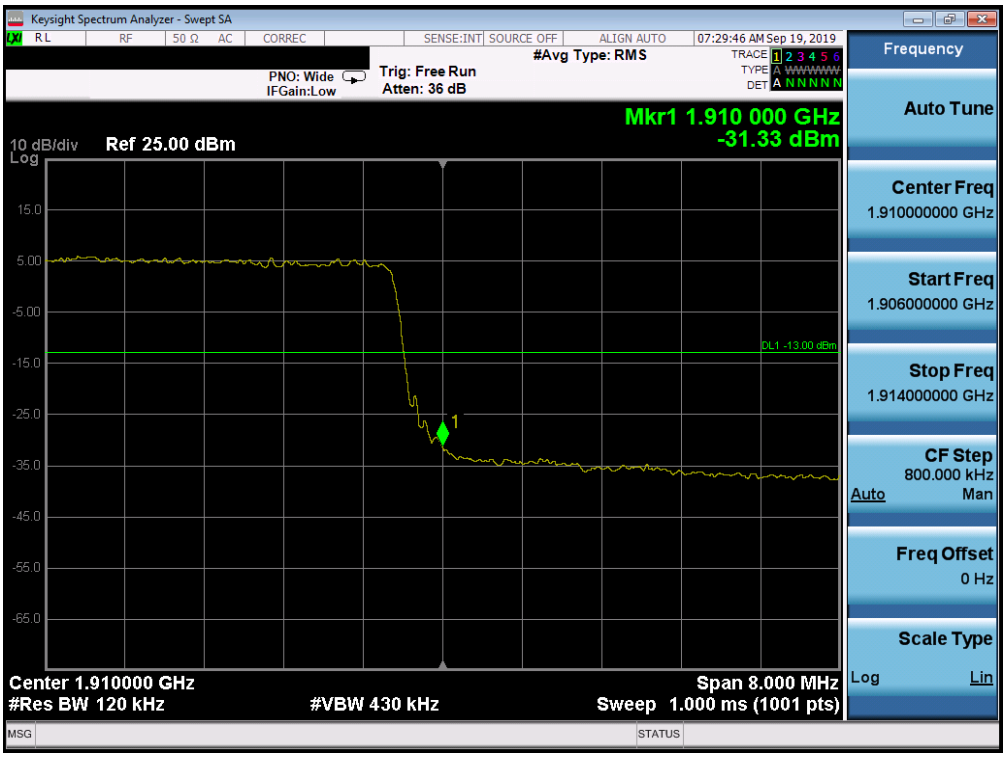

Plot 7-321. Upper Band Edge Plot (Band 2 - 10.0MHz QPSK - Full RB Configuration)

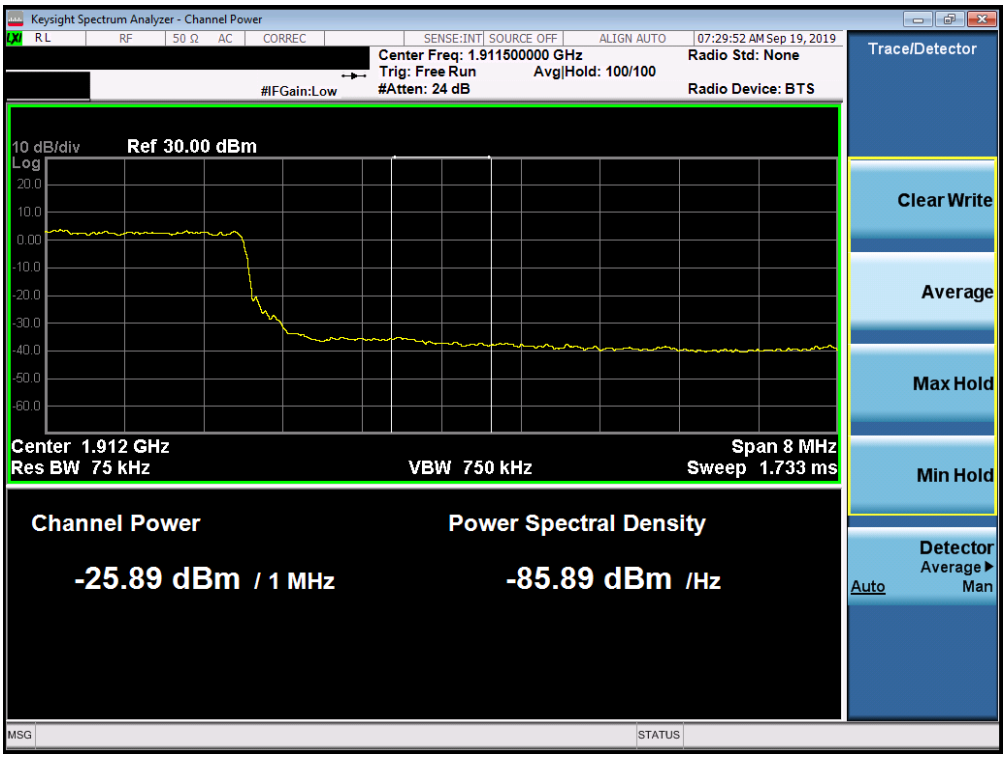

Plot 7-322. Upper Extended Band Edge Plot (Band 2 - 10.0MHz QPSK - Full RB Configuration)

© 2019 PCTEST Engineering Laboratory, Inc. V 9.0 02/01/2019
All rights reserved. Unless otherwise specified, no part of this report may be reproduced or utilized in any part, form or by any means, electronic or mechanical, including photocopying and microfilm, without permission in writing from PCTEST Engineering Laboratory, Inc. If you have any questions about this international copyright or have an enquiry about obtaining additional rights to this report or assembly of contents thereof, please contact INFO@PCTEST.COM.

Plot 7-323. Upper Band Edge Plot (Band 25 - 10.0MHz QPSK - Full RB Configuration)

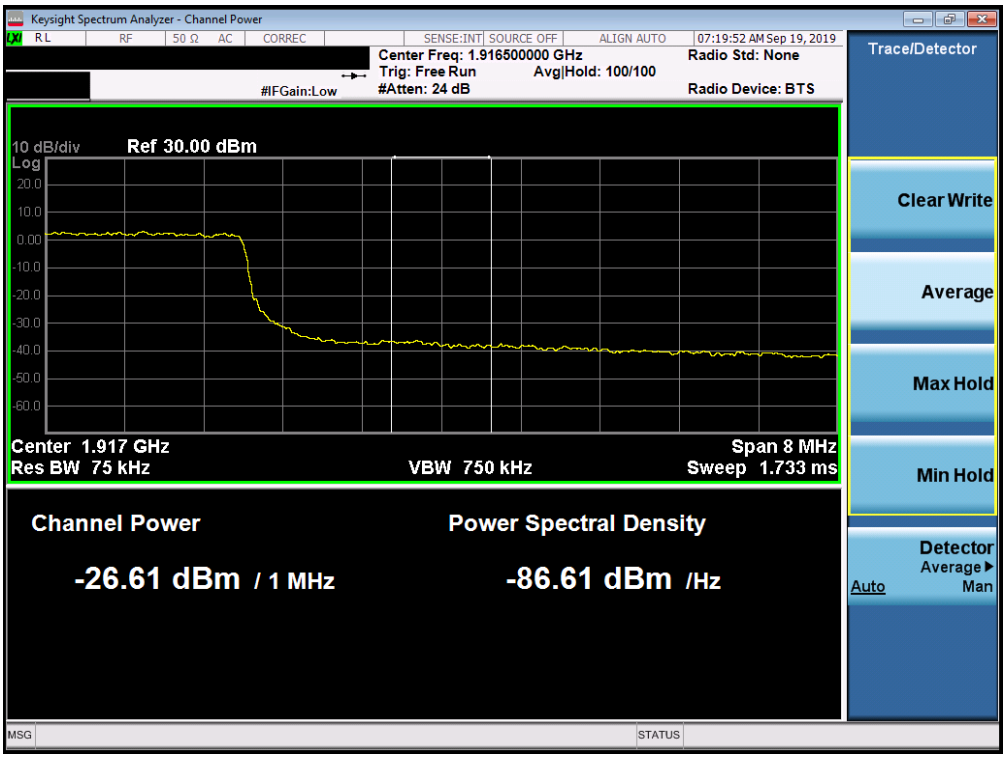

Plot 7-324. Upper Extended Band Edge Plot (Band 25 - 10.0MHz QPSK - Full RB Configuration)

© 2019 PCTEST Engineering Laboratory, Inc. V 9.0 02/01/2019
All rights reserved. Unless otherwise specified, no part of this report may be reproduced or utilized in any part, form or by any means, electronic or mechanical, including photocopying and microfilm, without permission in writing from PCTEST Engineering Laboratory, Inc. If you have any questions about this international copyright or have an enquiry about obtaining additional rights to this report or assembly of contents thereof, please contact INFO@PCTEST.COM.

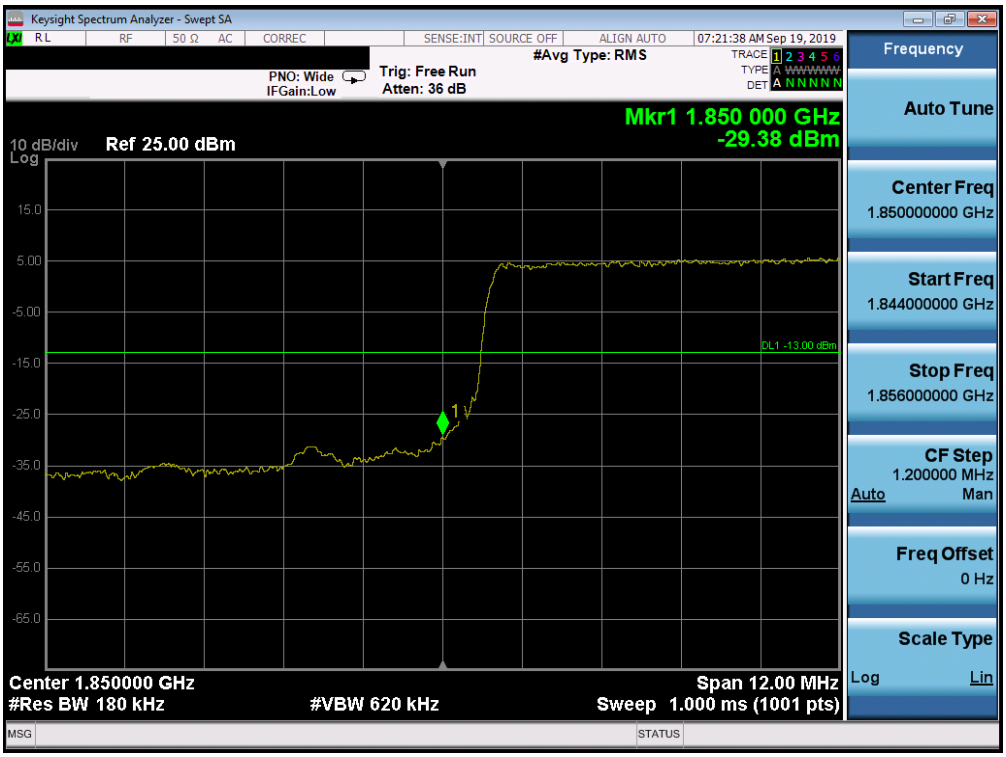

Plot 7-325. Lower Band Edge Plot (Band 25/2 - 15.0MHz QPSK - Full RB Configuration)

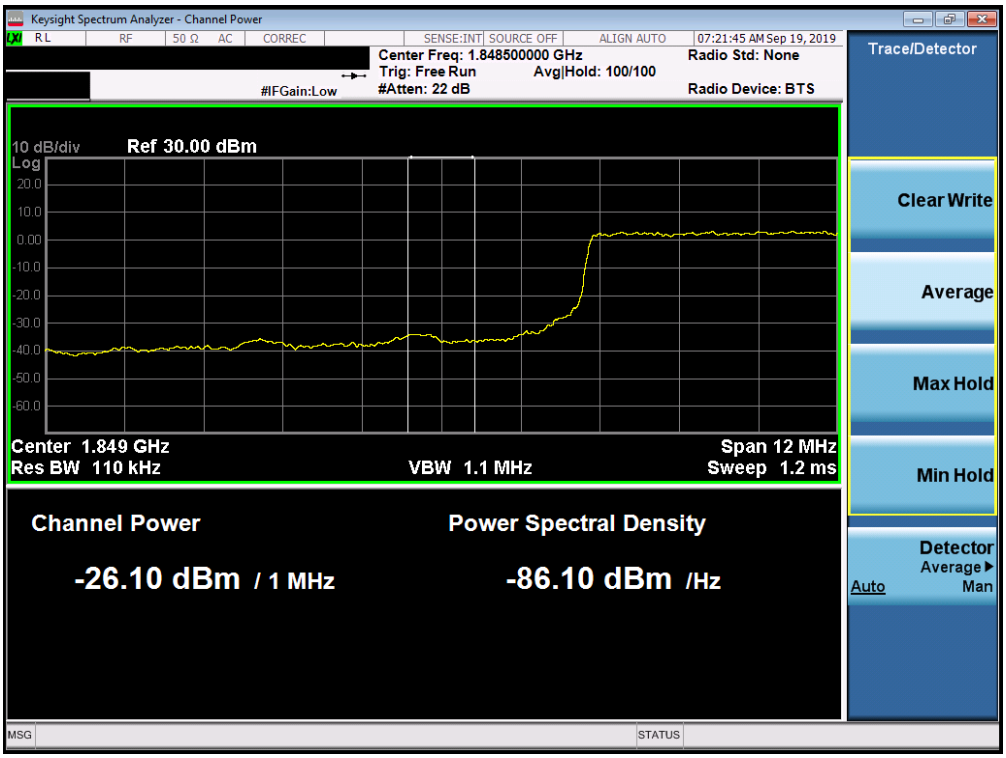

Plot 7-326. Lower Extended Band Edge Plot (Band 25/2 - 15.0MHz QPSK - Full RB Configuration)

© 2019 PCTEST Engineering Laboratory, Inc. V 9.0 02/01/2019
All rights reserved. Unless otherwise specified, no part of this report may be reproduced or utilized in any part, form or by any means, electronic or mechanical, including photocopying and microfilm, without permission in writing from PCTEST Engineering Laboratory, Inc. If you have any questions about this international copyright or have an enquiry about obtaining additional rights to this report or assembly of contents thereof, please contact INFO@PCTEST.COM.

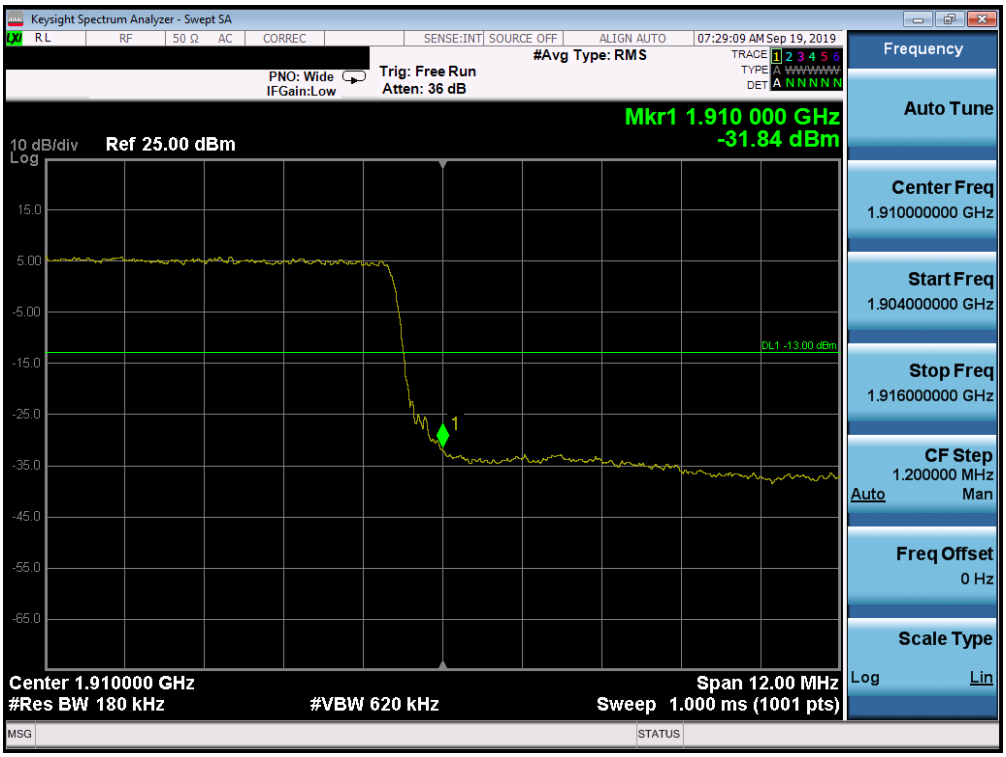

Plot 7-327. Upper Band Edge Plot (Band 2 - 15.0MHz QPSK - Full RB Configuration)

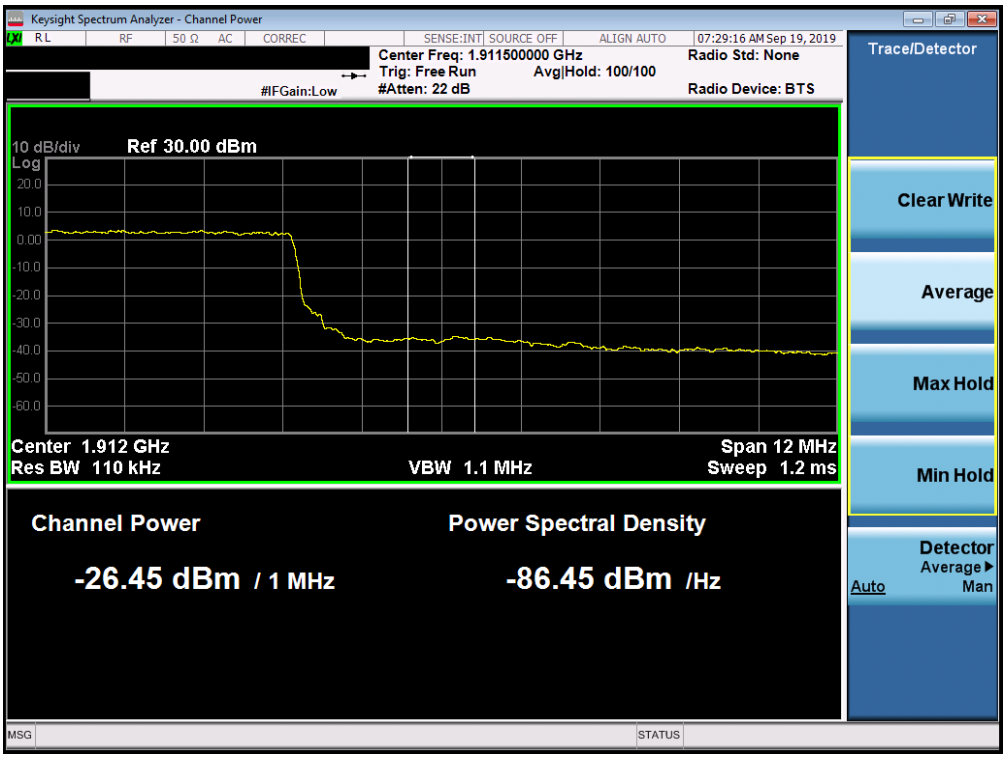

Plot 7-328. Upper Extended Band Edge Plot (Band 2 - 15.0MHz QPSK - Full RB Configuration)

© 2019 PCTEST Engineering Laboratory, Inc. V 9.0 02/01/2019
All rights reserved. Unless otherwise specified, no part of this report may be reproduced or utilized in any part, form or by any means, electronic or mechanical, including photocopying and microfilm, without permission in writing from PCTEST Engineering Laboratory, Inc. If you have any questions about this international copyright or have an enquiry about obtaining additional rights to this report or assembly of contents thereof, please contact INFO@PCTEST.COM.

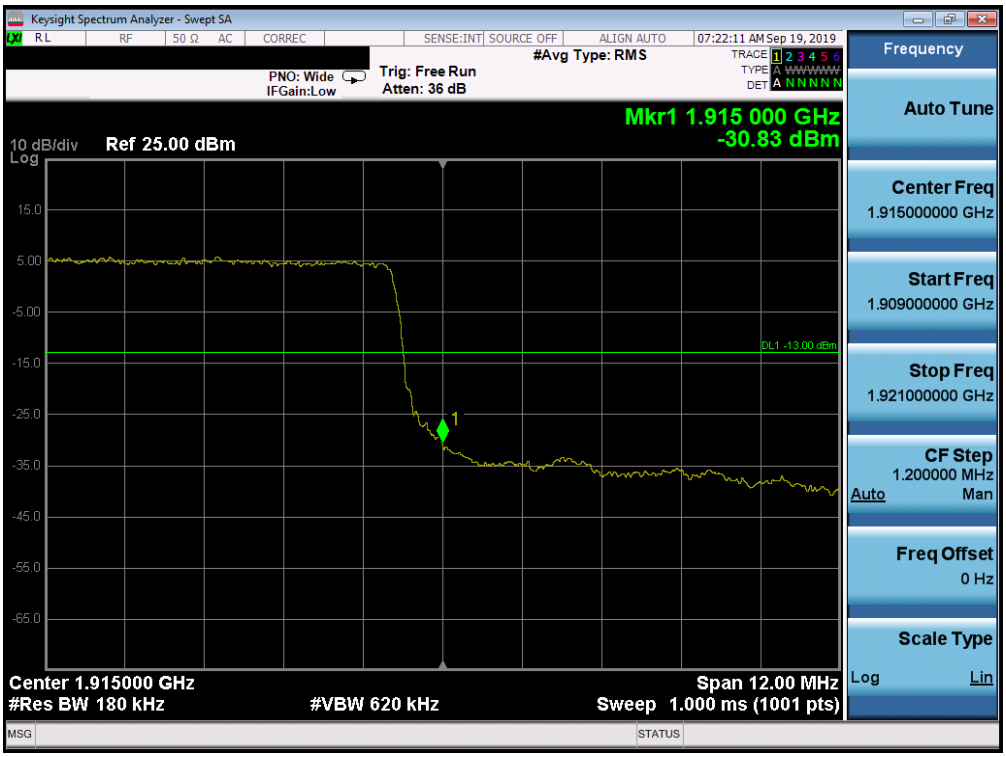

Plot 7-329. Upper Band Edge Plot (Band 25 - 15.0MHz QPSK - Full RB Configuration)

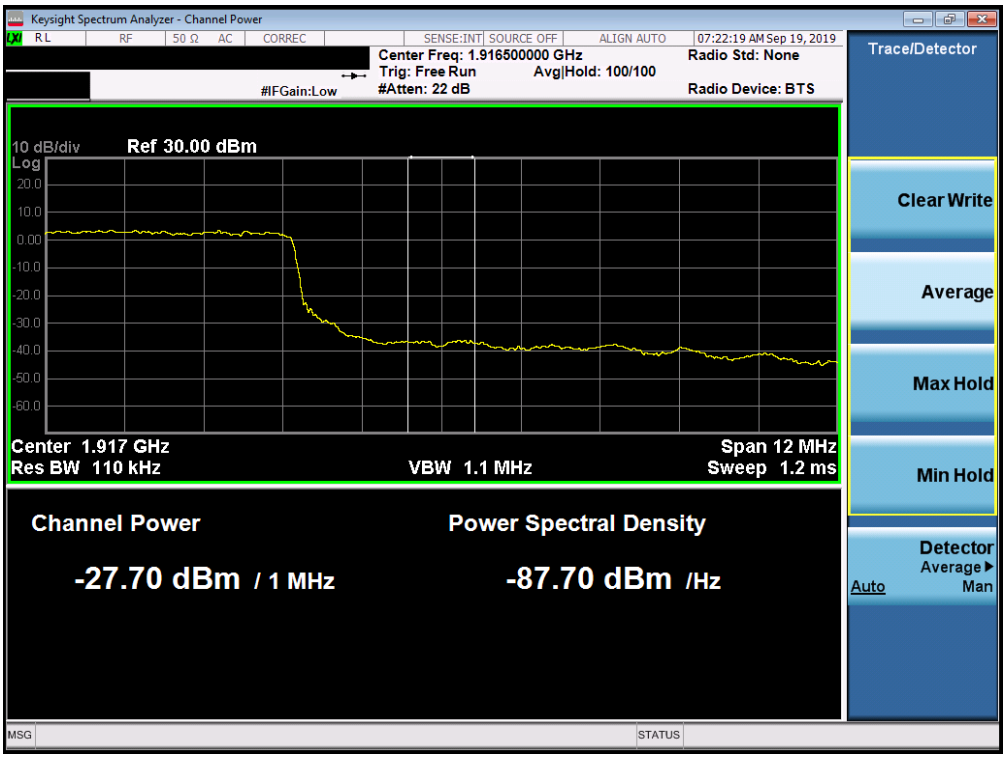

Plot 7-330. Upper Extended Band Edge Plot (Band 25 - 15.0MHz QPSK - Full RB Configuration)

© 2019 PCTEST Engineering Laboratory, Inc. V 9.0 02/01/2019
All rights reserved. Unless otherwise specified, no part of this report may be reproduced or utilized in any part, form or by any means, electronic or mechanical, including photocopying and microfilm, without permission in writing from PCTEST Engineering Laboratory, Inc. If you have any questions about this international copyright or have an enquiry about obtaining additional rights to this report or assembly of contents thereof, please contact INFO@PCTEST.COM.

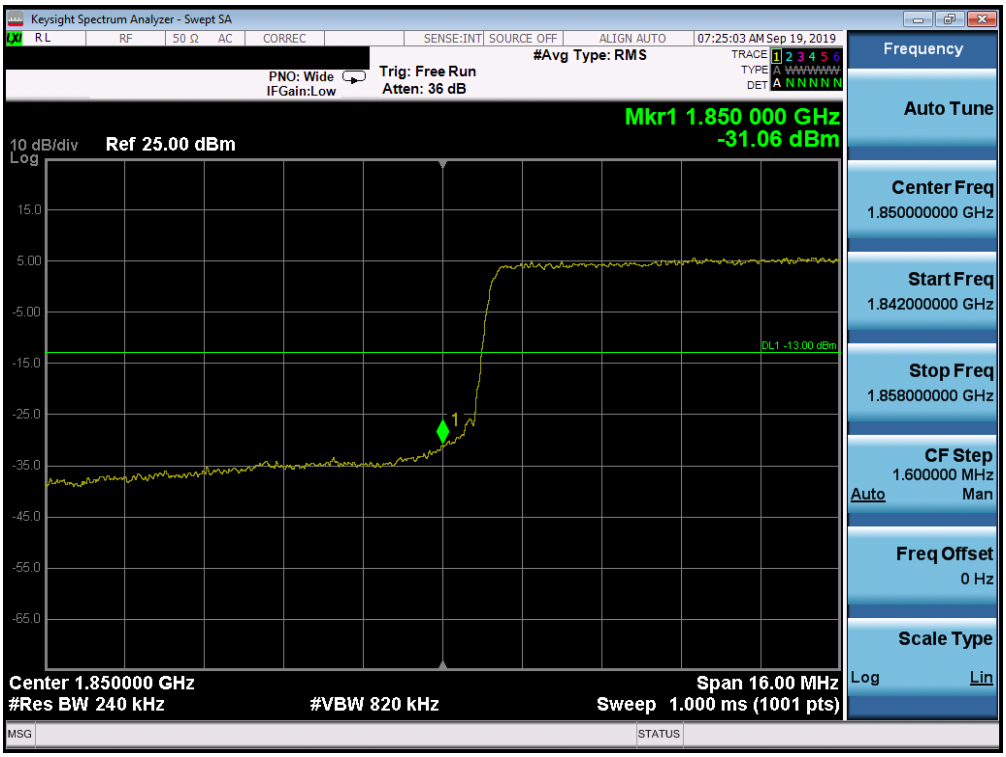

Plot 7-331. Lower Band Edge Plot (Band 25/2 - 20.0MHz QPSK - Full RB Configuration)

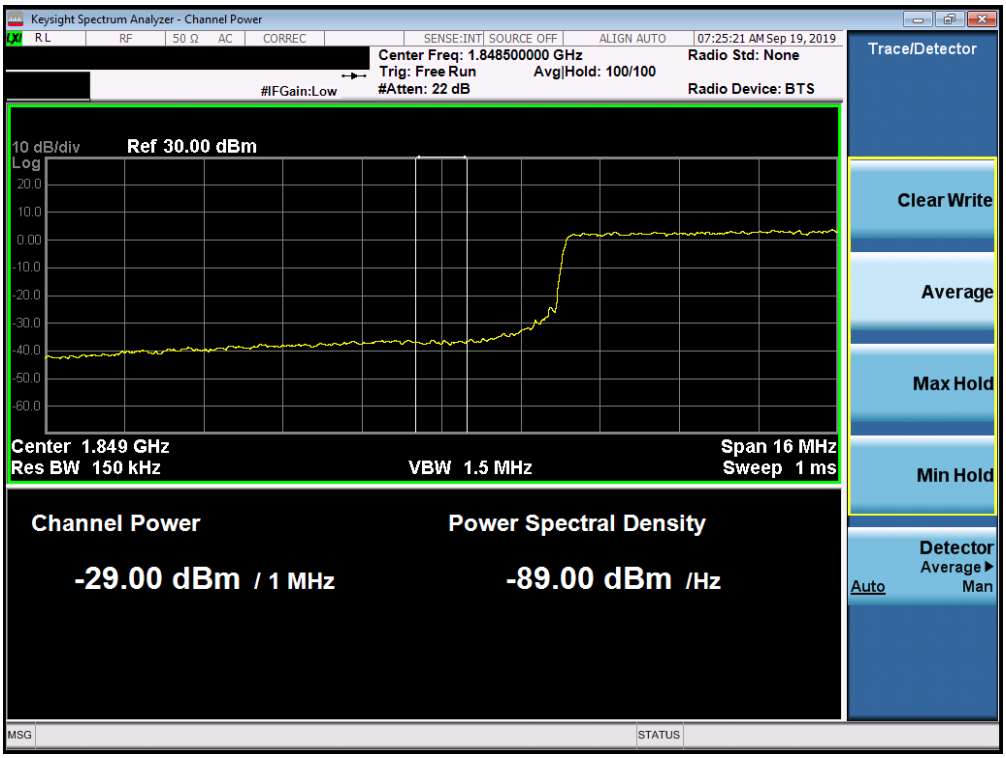

Plot 7-332. Lower Extended Band Edge Plot (Band 25/2 - 20.0MHz QPSK - Full RB Configuration)

© 2019 PCTEST Engineering Laboratory, Inc. V 9.0 02/01/2019
All rights reserved. Unless otherwise specified, no part of this report may be reproduced or utilized in any part, form or by any means, electronic or mechanical, including photocopying and microfilm, without permission in writing from PCTEST Engineering Laboratory, Inc. If you have any questions about this international copyright or have an enquiry about obtaining additional rights to this report or assembly of contents thereof, please contact INFO@PCTEST.COM.

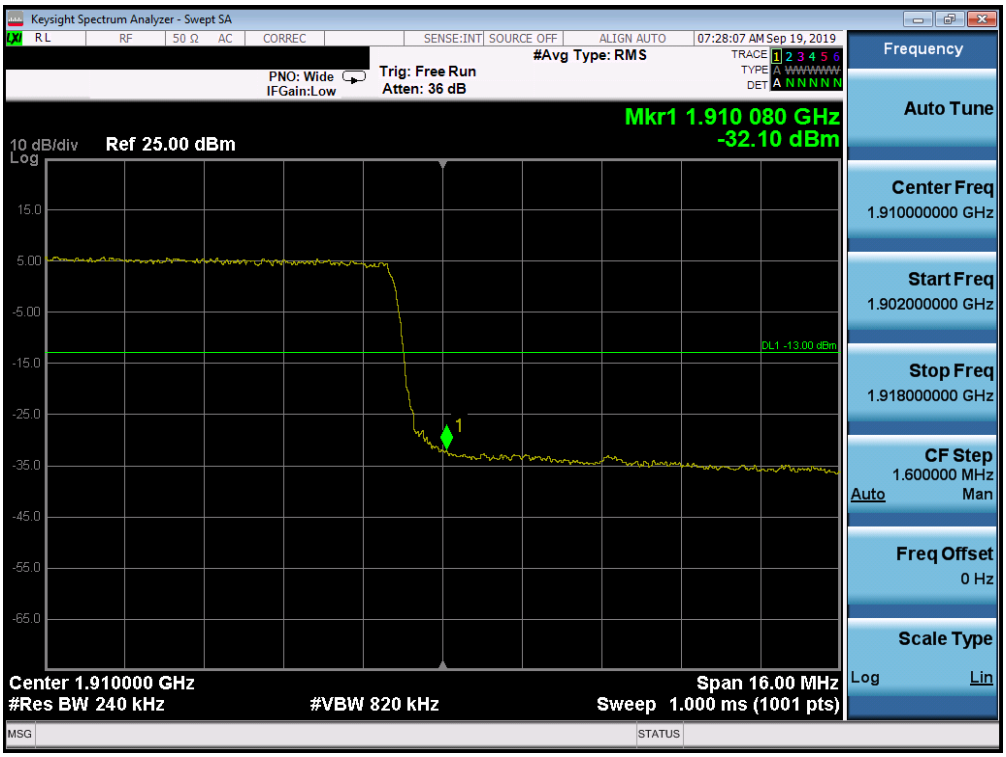

Plot 7-333. Upper Band Edge Plot (Band 2 - 20.0MHz QPSK - Full RB Configuration)

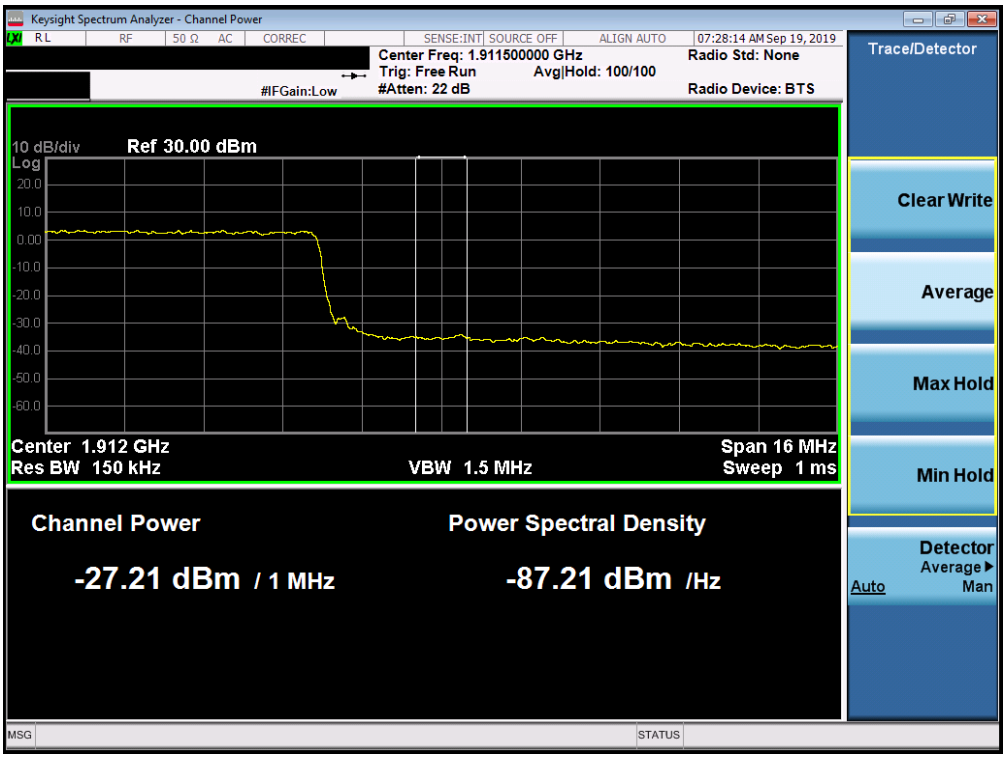

Plot 7-334. Upper Extended Band Edge Plot (Band 2 - 20.0MHz QPSK - Full RB Configuration)

© 2019 PCTEST Engineering Laboratory, Inc. V 9.0 02/01/2019
All rights reserved. Unless otherwise specified, no part of this report may be reproduced or utilized in any part, form or by any means, electronic or mechanical, including photocopying and microfilm, without permission in writing from PCTEST Engineering Laboratory, Inc. If you have any questions about this international copyright or have an enquiry about obtaining additional rights to this report or assembly of contents thereof, please contact INFO@PCTEST.COM.

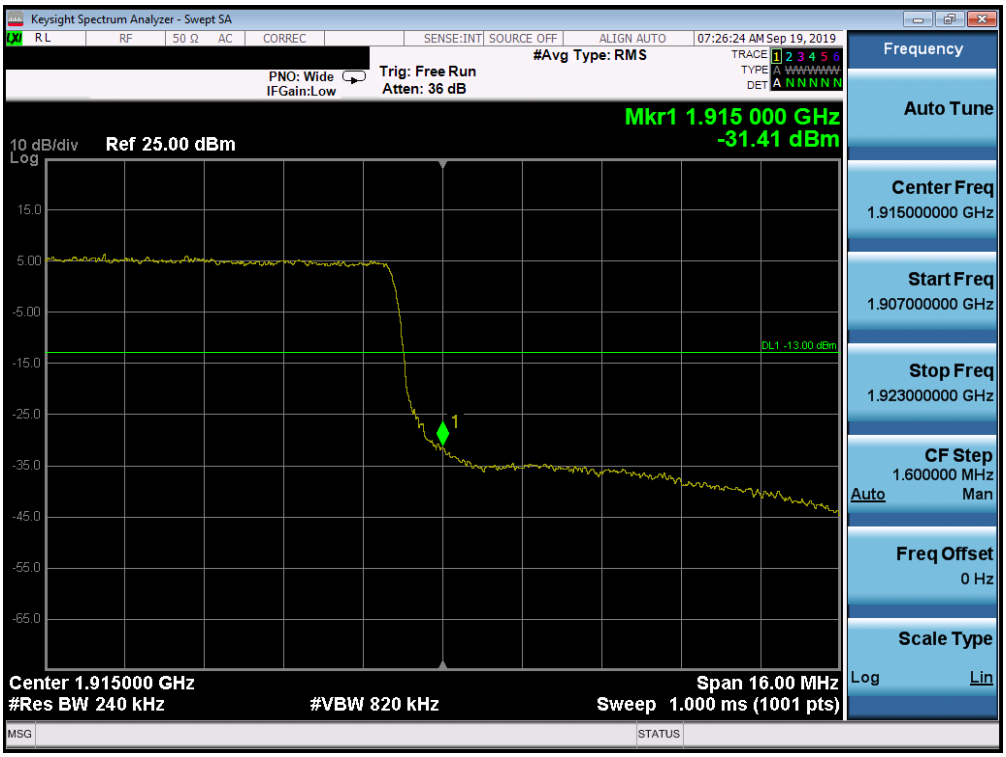

Plot 7-335. Upper Band Edge Plot (Band 25 - 20.0MHz QPSK - Full RB Configuration)

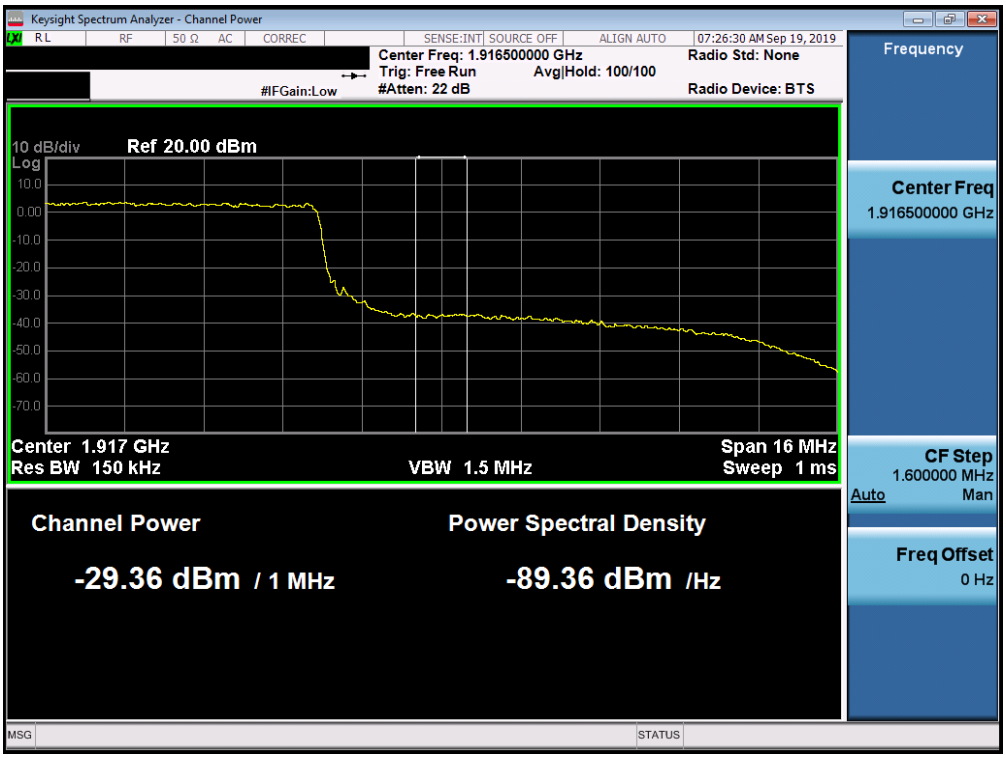

Plot 7-336. Upper Extended Band Edge Plot (Band 25 - 20.0MHz QPSK - Full RB Configuration)

© 2019 PCTEST Engineering Laboratory, Inc. V 9.0 02/01/2019
All rights reserved. Unless otherwise specified, no part of this report may be reproduced or utilized in any part, form or by any means, electronic or mechanical, including photocopying and microfilm, without permission in writing from PCTEST Engineering Laboratory, Inc. If you have any questions about this international copyright or have an enquiry about obtaining additional rights to this report or assembly of contents thereof, please contact INFO@PCTEST.COM.

Band 30

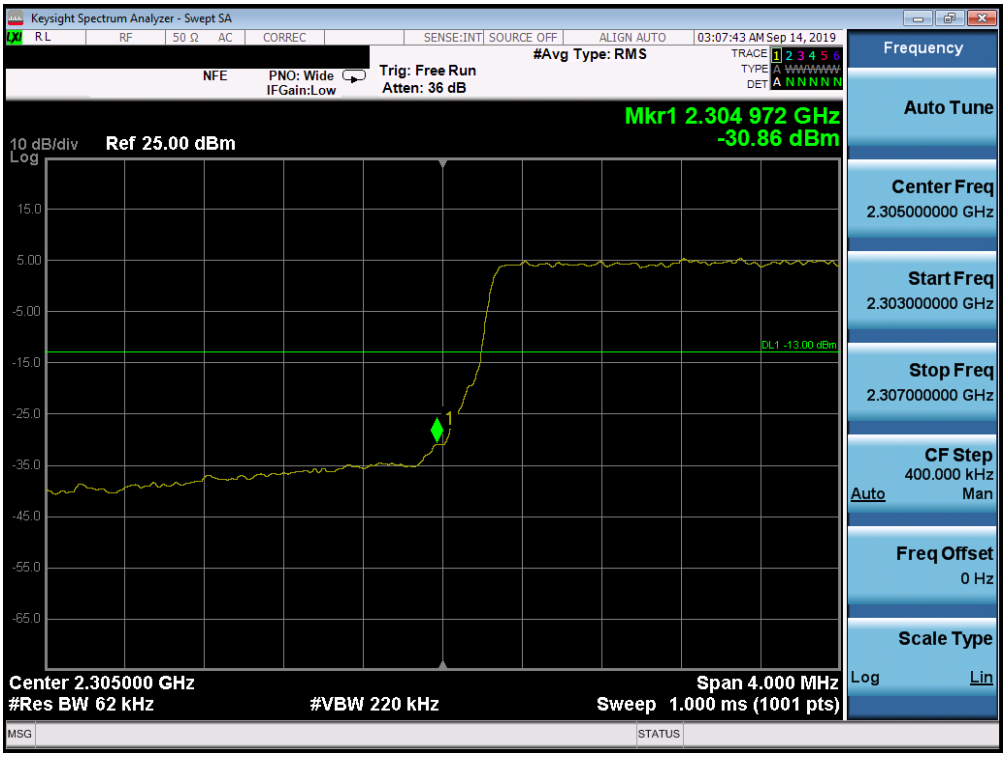

Plot 7-337. Lower Band Edge Plot (Band 30 - 5.0MHz QPSK - Full RB Configuration)

Plot 7-338. Lower Extended Band Edge Plot (Band 30 - 5.0MHz QPSK - Full RB Configuration)

© 2019 PCTEST Engineering Laboratory, Inc. V 9.0 02/01/2019
All rights reserved. Unless otherwise specified, no part of this report may be reproduced or utilized in any part, form or by any means, electronic or mechanical, including photocopying and microfilm, without permission in writing from PCTEST Engineering Laboratory, Inc. If you have any questions about this international copyright or have an enquiry about obtaining additional rights to this report or assembly of contents thereof, please contact INFO@PCTEST.COM.

Plot 7-339. Upper Band Edge Plot (Band 30 - 5.0MHz QPSK - Full RB Configuration)

Plot 7-340. Upper Extended Band Edge Plot (Band 30 - 5.0MHz QPSK - Full RB Configuration)

© 2019 PCTEST Engineering Laboratory, Inc. V 9.0 02/01/2019
All rights reserved. Unless otherwise specified, no part of this report may be reproduced or utilized in any part, form or by any means, electronic or mechanical, including photocopying and microfilm, without permission in writing from PCTEST Engineering Laboratory, Inc. If you have any questions about this international copyright or have an enquiry about obtaining additional rights to this report or assembly of contents thereof, please contact INFO@PCTEST.COM.

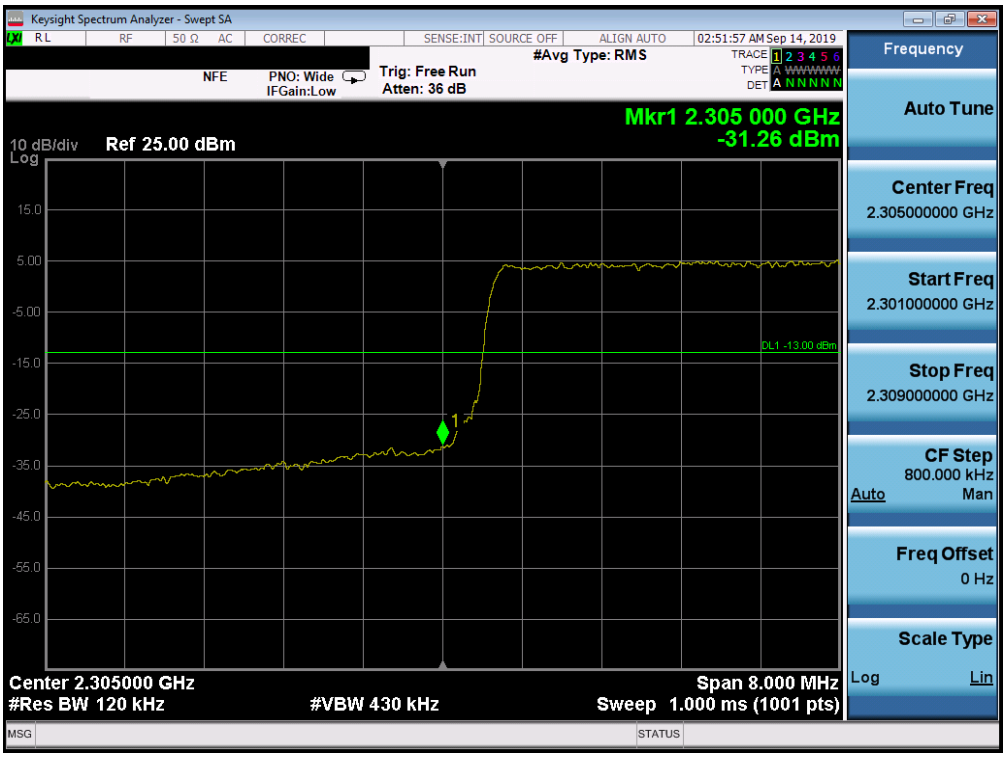

Plot 7-341. Lower Band Edge Plot (Band 30 - 10.0MHz QPSK - Full RB Configuration)

Plot 7-342. Lower Extended Band Edge Plot (Band 30 - 10.0MHz QPSK - Full RB Configuration)

© 2019 PCTEST Engineering Laboratory, Inc. V 9.0 02/01/2019
All rights reserved. Unless otherwise specified, no part of this report may be reproduced or utilized in any part, form or by any means, electronic or mechanical, including photocopying and microfilm, without permission in writing from PCTEST Engineering Laboratory, Inc. If you have any questions about this international copyright or have an enquiry about obtaining additional rights to this report or assembly of contents thereof, please contact INFO@PCTEST.COM.

Plot 7-343. Upper Band Edge Plot (Band 30 - 10.0MHz QPSK - Full RB Configuration)

Plot 7-344. Upper Extended Band Edge Plot (Band 30 - 10.0MHz QPSK - Full RB Configuration)

© 2019 PCTEST Engineering Laboratory, Inc. V 9.0 02/01/2019
All rights reserved. Unless otherwise specified, no part of this report may be reproduced or utilized in any part, form or by any means, electronic or mechanical, including photocopying and microfilm, without permission in writing from PCTEST Engineering Laboratory, Inc. If you have any questions about this international copyright or have an enquiry about obtaining additional rights to this report or assembly of contents thereof, please contact INFO@PCTEST.COM.

Band 7

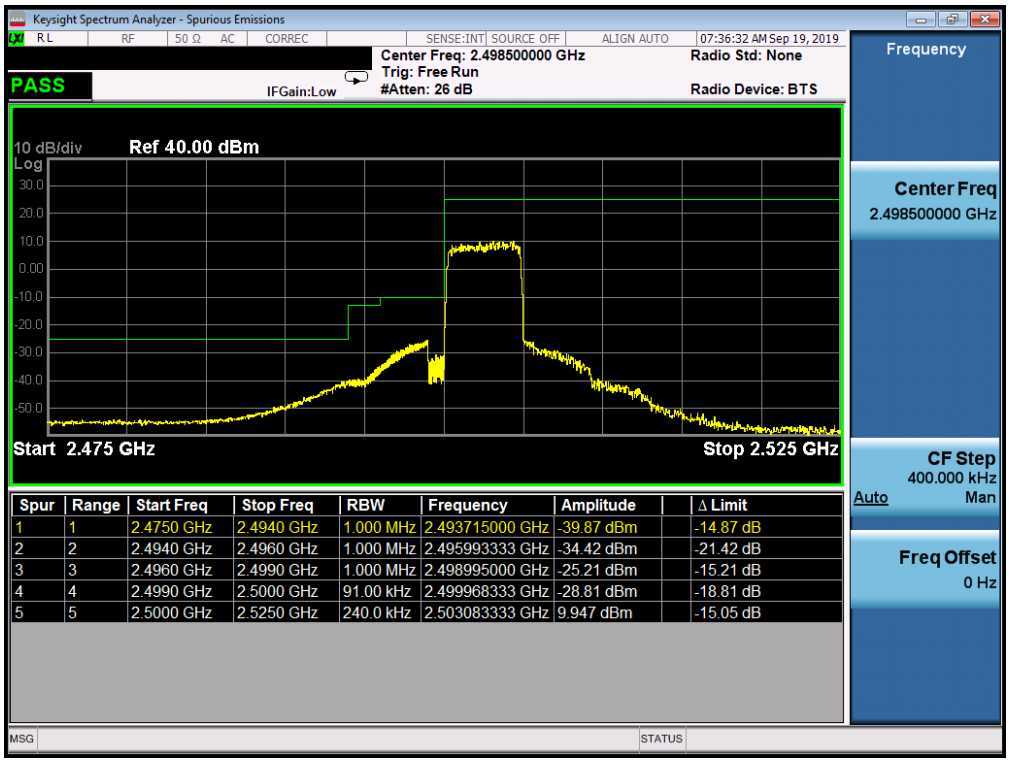

Spur	Range	Start Freq	Stop Freq	RBW	Frequency	Amplitude	Δ Limit
1	1	2.4750 GHz	2.4940 GHz	1.000 MHz	2.493715000 GHz	-39.87 dBm	-14.87 dB
2	2	2.4940 GHz	2.4960 GHz	1.000 MHz	2.495993333 GHz	-34.42 dBm	-21.42 dB
3	3	2.4960 GHz	2.4990 GHz	1.000 MHz	2.498995000 GHz	-25.21 dBm	-15.21 dB
4	4	2.4990 GHz	2.5000 GHz	91.00 kHz	2.499968333 GHz	-28.81 dBm	-18.81 dB
5	5	2.5000 GHz	2.5250 GHz	240.0 kHz	2.503083333 GHz	9.947 dBm	-15.05 dB

Plot 7-345. Lower ACP Plot (Band 7 - 5.0MHz QPSK - Full RB Configuration)

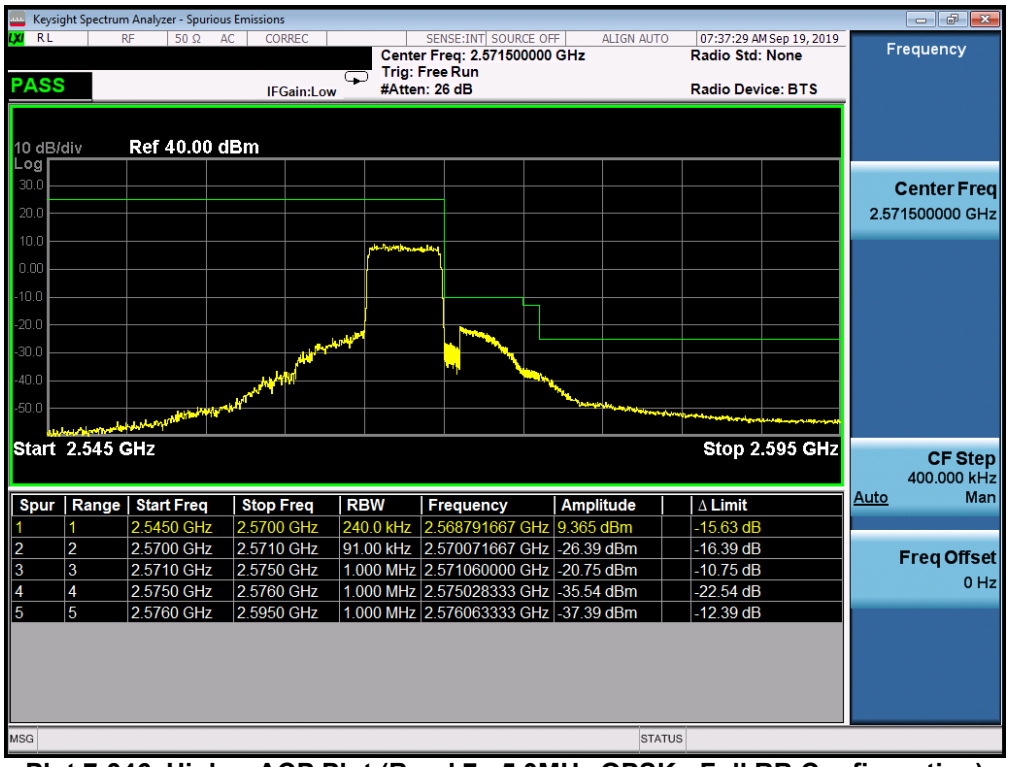

Spur	Range	Start Freq	Stop Freq	RBW	Frequency	Amplitude	Δ Limit
1	1	2.5450 GHz	2.5700 GHz	240.0 kHz	2.568791667 GHz	9.365 dBm	-15.63 dB
2	2	2.5700 GHz	2.5710 GHz	91.00 kHz	2.570071667 GHz	-26.39 dBm	-16.39 dB
3	3	2.5710 GHz	2.5750 GHz	1.000 MHz	2.571060000 GHz	-20.75 dBm	-10.75 dB
4	4	2.5750 GHz	2.5760 GHz	1.000 MHz	2.575028333 GHz	-35.54 dBm	-22.54 dB
5	5	2.5760 GHz	2.5950 GHz	1.000 MHz	2.576063333 GHz	-37.39 dBm	-12.39 dB

Plot 7-346. Higher ACP Plot (Band 7 - 5.0MHz QPSK - Full RB Configuration)

© 2019 PCTEST Engineering Laboratory, Inc. V 9.0 02/01/2019
All rights reserved. Unless otherwise specified, no part of this report may be reproduced or utilized in any part, form or by any means, electronic or mechanical, including photocopying and microfilm, without permission in writing from PCTEST Engineering Laboratory, Inc. If you have any questions about this international copyright or have an enquiry about obtaining additional rights to this report or assembly of contents thereof, please contact INFO@PCTEST.COM.

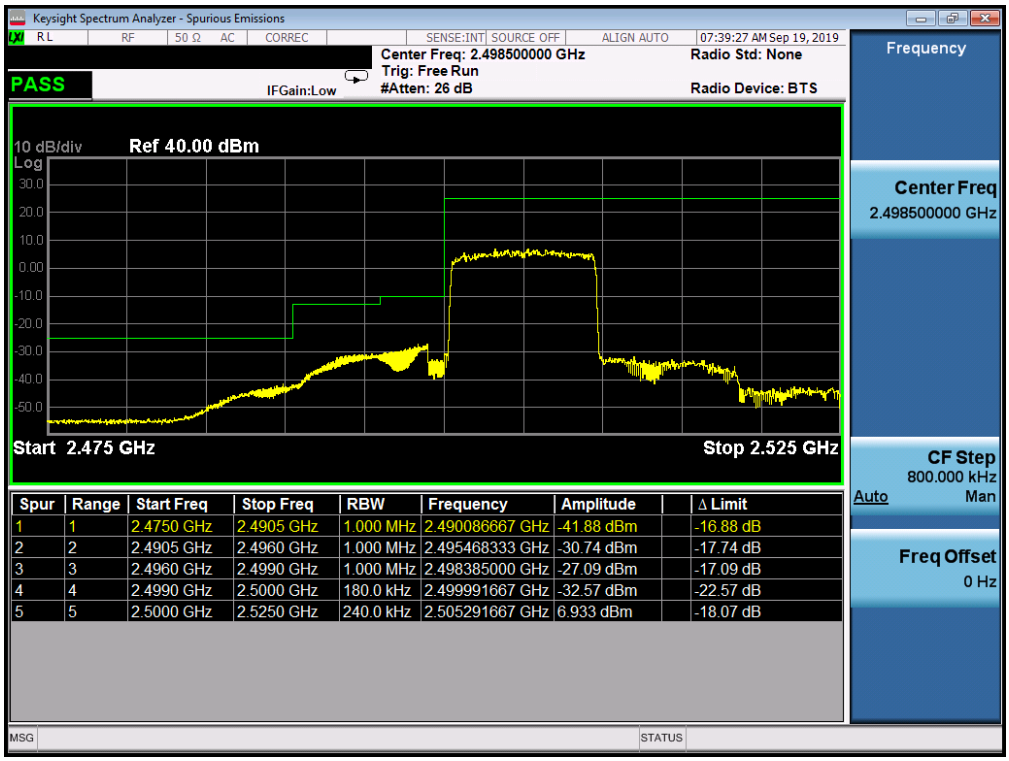

Spur	Range	Start Freq	Stop Freq	RBW	Frequency	Amplitude	Δ Limit
1	1	2.4750 GHz	2.4905 GHz	1.000 MHz	2.490086667 GHz	-41.88 dBm	-16.88 dB
2	2	2.4905 GHz	2.4960 GHz	1.000 MHz	2.495468333 GHz	-30.74 dBm	-17.74 dB
3	3	2.4960 GHz	2.4990 GHz	1.000 MHz	2.498385000 GHz	-27.09 dBm	-17.09 dB
4	4	2.4990 GHz	2.5000 GHz	180.0 kHz	2.499991667 GHz	-32.57 dBm	-22.57 dB
5	5	2.5000 GHz	2.5250 GHz	240.0 kHz	2.505291667 GHz	6.933 dBm	-18.07 dB

Plot 7-347. Lower ACP Plot (Band 7 - 10.0MHz QPSK - Full RB Configuration)

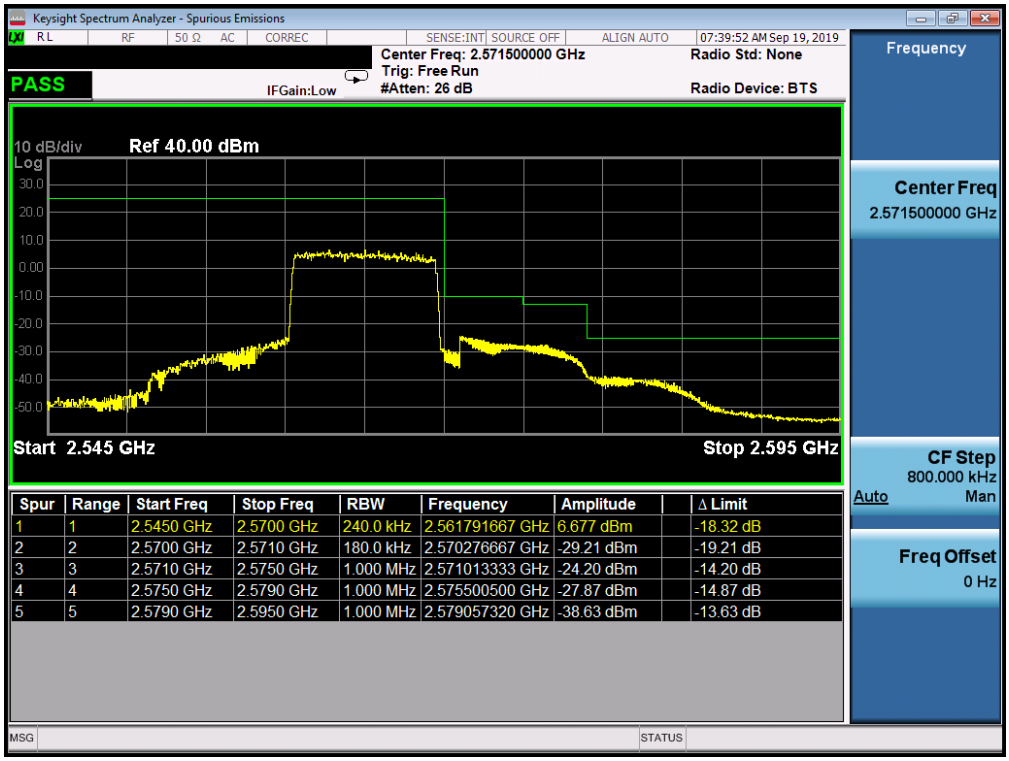

Spur	Range	Start Freq	Stop Freq	RBW	Frequency	Amplitude	Δ Limit
1	1	2.5450 GHz	2.5700 GHz	240.0 kHz	2.561791667 GHz	6.677 dBm	-18.32 dB
2	2	2.5700 GHz	2.5710 GHz	180.0 kHz	2.570276667 GHz	-29.21 dBm	-19.21 dB
3	3	2.5710 GHz	2.5750 GHz	1.000 MHz	2.571013333 GHz	-24.20 dBm	-14.20 dB
4	4	2.5750 GHz	2.5790 GHz	1.000 MHz	2.575500500 GHz	-27.87 dBm	-14.87 dB
5	5	2.5790 GHz	2.5950 GHz	1.000 MHz	2.579057320 GHz	-38.63 dBm	-13.63 dB

Plot 7-348. Higher ACP Plot (Band 7 - 10.0MHz QPSK - Full RB Configuration)

© 2019 PCTEST Engineering Laboratory, Inc.
All rights reserved. Unless otherwise specified, no part of this report may be reproduced or utilized in any part, form or by any means, electronic or mechanical, including photocopying and microfilm, without permission in writing from PCTEST Engineering Laboratory, Inc. If you have any questions about this international copyright or have an enquiry about obtaining additional rights to this report or assembly of contents thereof, please contact INFO@PCTEST.COM.

Spur	Range	Start Freq	Stop Freq	RBW	Frequency	Amplitude	Δ Limit
1	1	2.4750 GHz	2.4905 GHz	1.000 MHz	2.490474167 GHz	-33.67 dBm	-8.675 dB
2	2	2.4905 GHz	2.4960 GHz	1.000 MHz	2.495807500 GHz	-27.97 dBm	-14.97 dB
3	3	2.4960 GHz	2.4990 GHz	1.000 MHz	2.498775000 GHz	-24.38 dBm	-14.38 dB
4	4	2.4990 GHz	2.5000 GHz	270.0 kHz	2.499021667 GHz	-29.24 dBm	-19.24 dB
5	5	2.5000 GHz	2.5250 GHz	240.0 kHz	2.502583333 GHz	5.655 dBm	-19.35 dB

Plot 7-349. Lower ACP Plot (Band 7 - 15.0MHz QPSK - Full RB Configuration)

Spur	Range	Start Freq	Stop Freq	RBW	Frequency	Amplitude	Δ Limit
1	1	2.5450 GHz	2.5700 GHz	240.0 kHz	2.564916667 GHz	5.233 dBm	-19.77 dB
2	2	2.5700 GHz	2.5710 GHz	270.0 kHz	2.570200000 GHz	-30.30 dBm	-20.30 dB
3	3	2.5710 GHz	2.5750 GHz	1.000 MHz	2.571786667 GHz	-25.62 dBm	-15.62 dB
4	4	2.5750 GHz	2.5835 GHz	1.000 MHz	2.576216183 GHz	-26.89 dBm	-13.89 dB
5	5	2.5835 GHz	2.5950 GHz	1.000 MHz	2.583753683 GHz	-37.24 dBm	-12.24 dB

Plot 7-350. Higher ACP Plot (Band 7 - 15.0MHz QPSK - Full RB Configuration)

© 2019 PCTEST Engineering Laboratory, Inc. V 9.0 02/01/2019
All rights reserved. Unless otherwise specified, no part of this report may be reproduced or utilized in any part, form or by any means, electronic or mechanical, including photocopying and microfilm, without permission in writing from PCTEST Engineering Laboratory, Inc. If you have any questions about this international copyright or have an enquiry about obtaining additional rights to this report or assembly of contents thereof, please contact INFO@PCTEST.COM.

Spur	Range	Start Freq	Stop Freq	RBW	Frequency	Amplitude	Δ Limit
1	1	2.4750 GHz	2.4905 GHz	1.000 MHz	2.490190000 GHz	-34.71 dBm	-9.705 dB
2	2	2.4905 GHz	2.4960 GHz	1.000 MHz	2.495954167 GHz	-29.15 dBm	-16.15 dB
3	3	2.4960 GHz	2.4990 GHz	1.000 MHz	2.498925000 GHz	-26.03 dBm	-16.03 dB
4	4	2.4990 GHz	2.5000 GHz	390.0 kHz	2.499983333 GHz	-28.08 dBm	-18.08 dB
5	5	2.5000 GHz	2.5250 GHz	240.0 kHz	2.504541667 GHz	3.917 dBm	-21.08 dB

Plot 7-351. Lower ACP Plot (Band 7 - 20.0MHz QPSK - Full RB Configuration)

Spur	Range	Start Freq	Stop Freq	RBW	Frequency	Amplitude	Δ Limit
1	1	2.5450 GHz	2.5700 GHz	240.0 kHz	2.557208333 GHz	4.284 dBm	-20.72 dB
2	2	2.5700 GHz	2.5710 GHz	390.0 kHz	2.570026667 GHz	-28.24 dBm	-18.24 dB
3	3	2.5710 GHz	2.5750 GHz	1.000 MHz	2.571106667 GHz	-25.17 dBm	-15.17 dB
4	4	2.5750 GHz	2.5900 GHz	1.000 MHz	2.579050000 GHz	-26.72 dBm	-13.72 dB
5	5	2.5900 GHz	2.5950 GHz	1.000 MHz	2.590058333 GHz	-45.61 dBm	-20.61 dB

Plot 7-352. Upper ACP Plot (Band 7 - 20.0MHz QPSK - Full RB Configuration)

© 2019 PCTEST Engineering Laboratory, Inc. V 9.0 02/01/2019
All rights reserved. Unless otherwise specified, no part of this report may be reproduced or utilized in any part, form or by any means, electronic or mechanical, including photocopying and microfilm, without permission in writing from PCTEST Engineering Laboratory, Inc. If you have any questions about this international copyright or have an enquiry about obtaining additional rights to this report or assembly of contents thereof, please contact INFO@PCTEST.COM.

Band 41 PC2

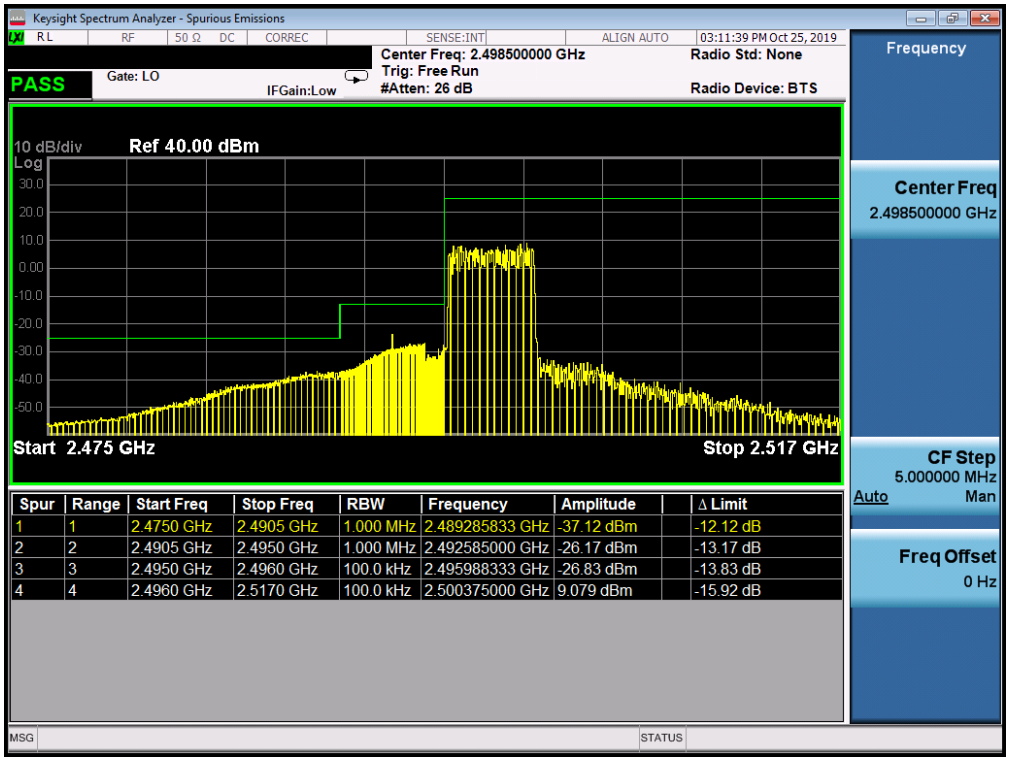

Spur	Range	Start Freq	Stop Freq	RBW	Frequency	Amplitude	Δ Limit
1	1	2.4750 GHz	2.4905 GHz	1.000 MHz	2.489285833 GHz	-37.12 dBm	-12.12 dB
2	2	2.4905 GHz	2.4950 GHz	1.000 MHz	2.492585000 GHz	-26.17 dBm	-13.17 dB
3	3	2.4950 GHz	2.4960 GHz	100.0 kHz	2.495988333 GHz	-26.83 dBm	-13.83 dB
4	4	2.4960 GHz	2.5170 GHz	100.0 kHz	2.500375000 GHz	9.079 dBm	-15.92 dB

Plot 7-353. Lower ACP Plot at 2496 MHz (Band 41 - 5.0MHz QPSK - Full RB Configuration)

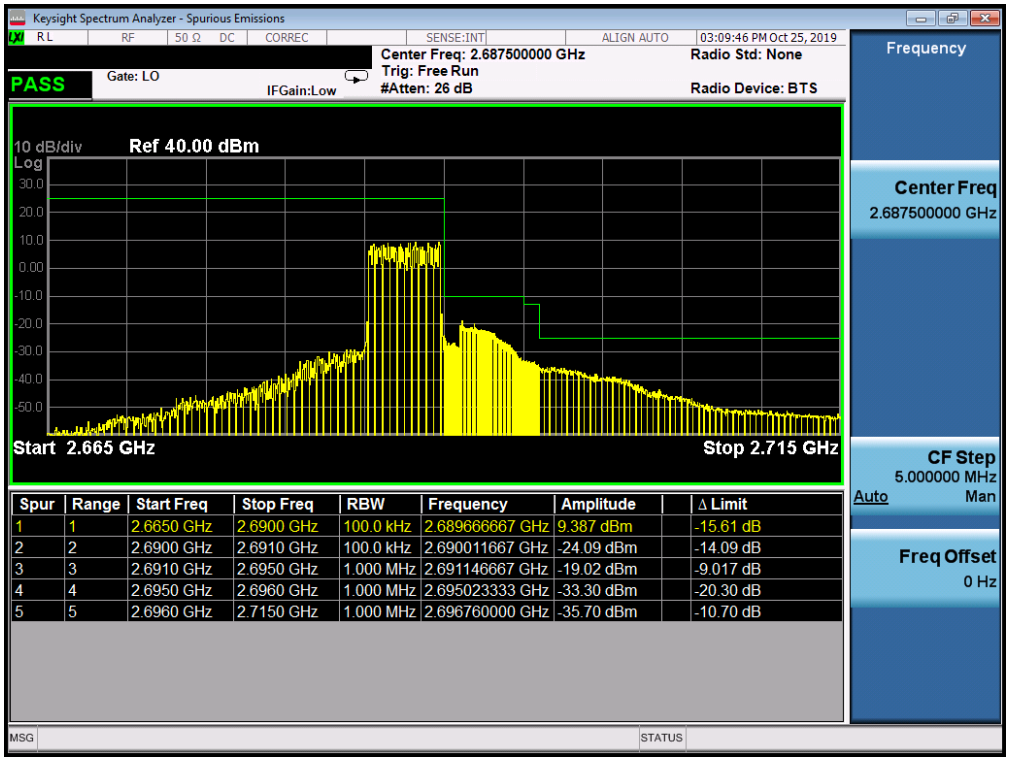

Spur	Range	Start Freq	Stop Freq	RBW	Frequency	Amplitude	Δ Limit
1	1	2.6650 GHz	2.6900 GHz	100.0 kHz	2.689666667 GHz	9.387 dBm	-15.61 dB
2	2	2.6900 GHz	2.6910 GHz	100.0 kHz	2.690011667 GHz	-24.09 dBm	-14.09 dB
3	3	2.6910 GHz	2.6950 GHz	1.000 MHz	2.691146667 GHz	-19.02 dBm	-9.017 dB
4	4	2.6950 GHz	2.6960 GHz	1.000 MHz	2.695023333 GHz	-33.30 dBm	-20.30 dB
5	5	2.6960 GHz	2.7150 GHz	1.000 MHz	2.696760000 GHz	-35.70 dBm	-10.70 dB

Plot 7-354. Upper ACP Plot (Band 41 - 5.0MHz QPSK - Full RB Configuration)

© 2019 PCTEST Engineering Laboratory, Inc. V 9.0 02/01/2019
All rights reserved. Unless otherwise specified, no part of this report may be reproduced or utilized in any part, form or by any means, electronic or mechanical, including photocopying and microfilm, without permission in writing from PCTEST Engineering Laboratory, Inc. If you have any questions about this international copyright or have an enquiry about obtaining additional rights to this report or assembly of contents thereof, please contact INFO@PCTEST.COM.

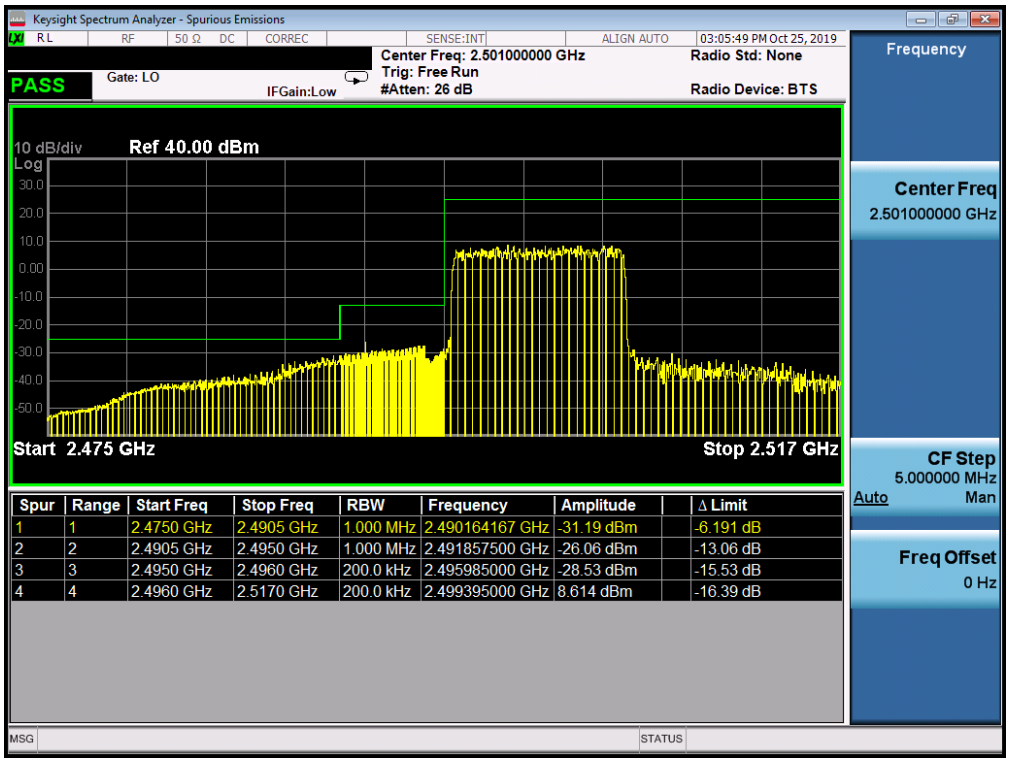

Spur	Range	Start Freq	Stop Freq	RBW	Frequency	Amplitude	Δ Limit
1	1	2.4750 GHz	2.4905 GHz	1.000 MHz	2.490164167 GHz	-31.19 dBm	-6.191 dB
2	2	2.4905 GHz	2.4950 GHz	1.000 MHz	2.491857500 GHz	-26.06 dBm	-13.06 dB
3	3	2.4950 GHz	2.4960 GHz	200.0 kHz	2.495985000 GHz	-28.53 dBm	-15.53 dB
4	4	2.4960 GHz	2.5170 GHz	200.0 kHz	2.499395000 GHz	8.614 dBm	-16.39 dB

Plot 7-355. Lower ACP Plot at 2496 MHz (Band 41 - 10.0MHz QPSK - Full RB Configuration)

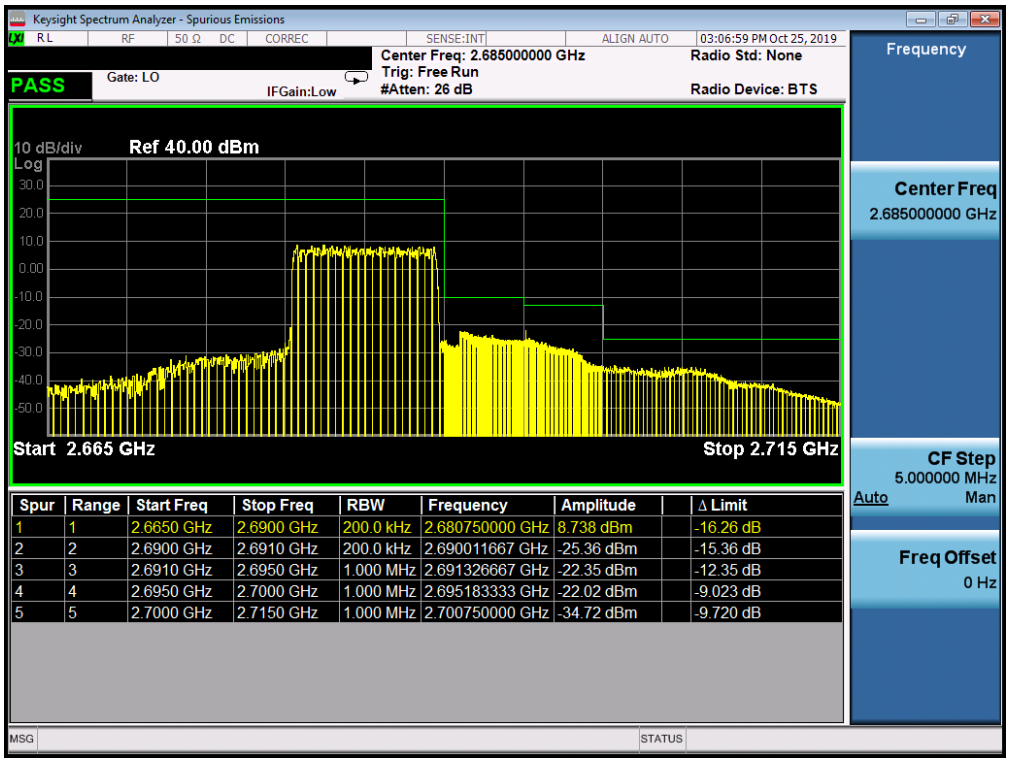

Spur	Range	Start Freq	Stop Freq	RBW	Frequency	Amplitude	Δ Limit
1	1	2.6650 GHz	2.6900 GHz	200.0 kHz	2.680750000 GHz	8.738 dBm	-16.26 dB
2	2	2.6900 GHz	2.6910 GHz	200.0 kHz	2.690011667 GHz	-25.36 dBm	-15.36 dB
3	3	2.6910 GHz	2.6950 GHz	1.000 MHz	2.691326667 GHz	-22.35 dBm	-12.35 dB
4	4	2.6950 GHz	2.7000 GHz	1.000 MHz	2.695183333 GHz	-22.02 dBm	-9.023 dB
5	5	2.7000 GHz	2.7150 GHz	1.000 MHz	2.700750000 GHz	-34.72 dBm	-9.720 dB

Plot 7-356. Upper ACP Plot (Band 41 - 10.0MHz QPSK - Full RB Configuration)

© 2019 PCTEST Engineering Laboratory, Inc. V 9.0 02/01/2019
All rights reserved. Unless otherwise specified, no part of this report may be reproduced or utilized in any part, form or by any means, electronic or mechanical, including photocopying and microfilm, without permission in writing from PCTEST Engineering Laboratory, Inc. If you have any questions about this international copyright or have an enquiry about obtaining additional rights to this report or assembly of contents thereof, please contact INFO@PCTEST.COM.

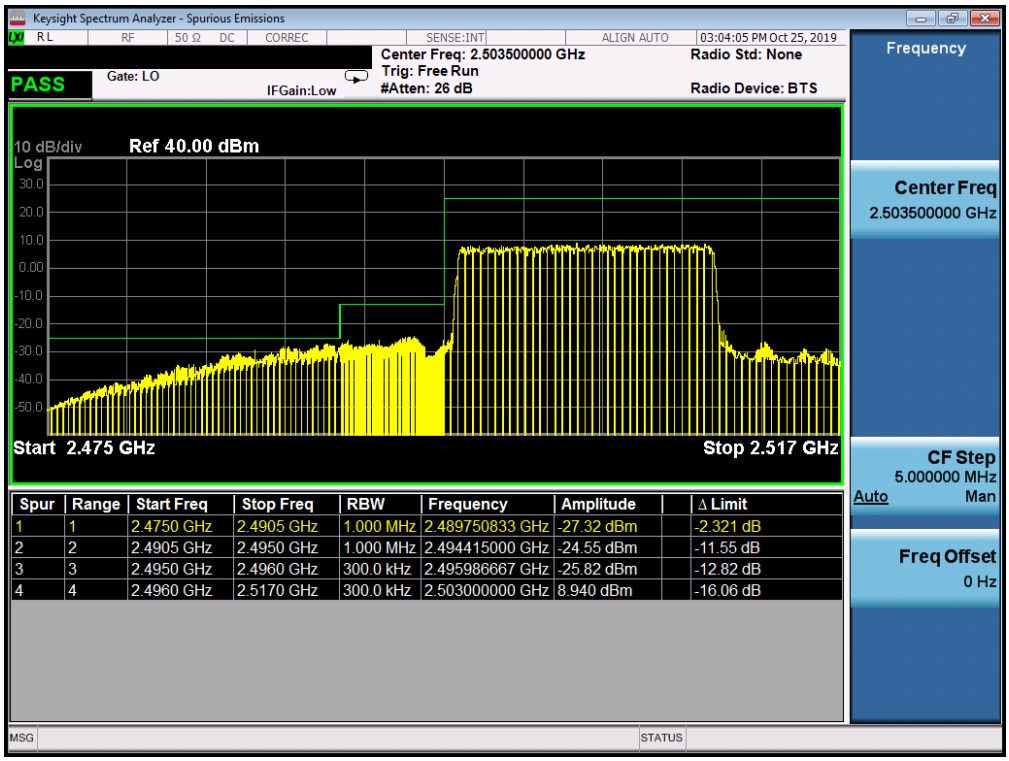

Plot 7-357. Lower ACP Plot at 2496 MHz (Band 41 - 15.0MHz QPSK - Full RB Configuration)

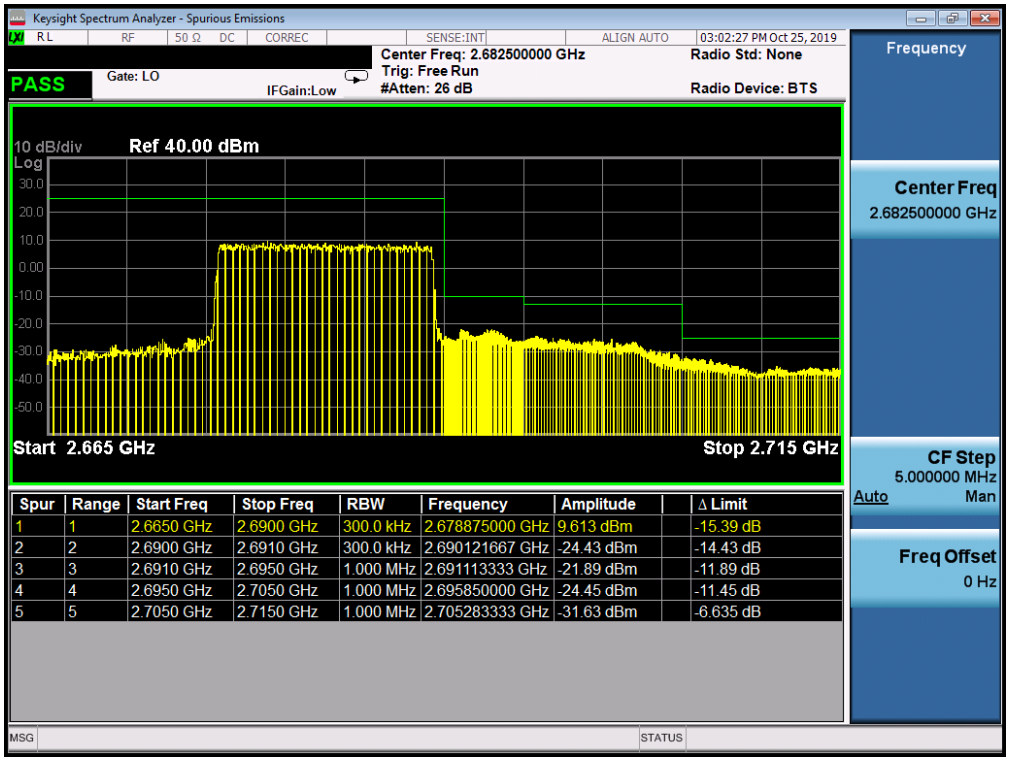

Plot 7-358. Upper ACP Plot (Band 41 - 15.0MHz QPSK - Full RB Configuration)

© 2019 PCTEST Engineering Laboratory, Inc. V 9.0 02/01/2019
All rights reserved. Unless otherwise specified, no part of this report may be reproduced or utilized in any part, form or by any means, electronic or mechanical, including photocopying and microfilm, without permission in writing from PCTEST Engineering Laboratory, Inc. If you have any questions about this international copyright or have an enquiry about obtaining additional rights to this report or assembly of contents thereof, please contact INFO@PCTEST.COM.