# GSM

Communication System: UID 0, Generic GSM (0); Frequency: 836.6 MHz;Duty Cycle: 1:8.30042

## T-Coil scan (scan for ANSI C63.19 2011 compliance)_/GSM850 Voice ch190 FR V1/z (axial) wideband at best S/N/ABM Freq Resp(x,y,z,f) (1x1x1): Measurement grid: dx=10mm, dy=10mm

Signal Type: Audio File (.wav) 48k_voice_300-3000_2s.wav
Output Gain: 47.64
Measure Window Start: 300ms
Measure Window Length: 2000ms
BWC applied: 10.80 dB
Device Reference Point: 0, 0, -6.3 mm

| Category | Telephone parameters WD signal quality [(signal+noise)-to-noise ratio in decibels] |
|---|---|
| Category T1 | 0 dB to 10 dB |
| Category T2 | 10 dB to 20 dB |
| Category T3 | 20 dB to 30 dB |
| Category T4 | > 30 dB |

**Cursor:**
Diff = 2.00 dB
BWC Factor = 10.80 dB
Location: 17.1, -5.8, 3.7 mm

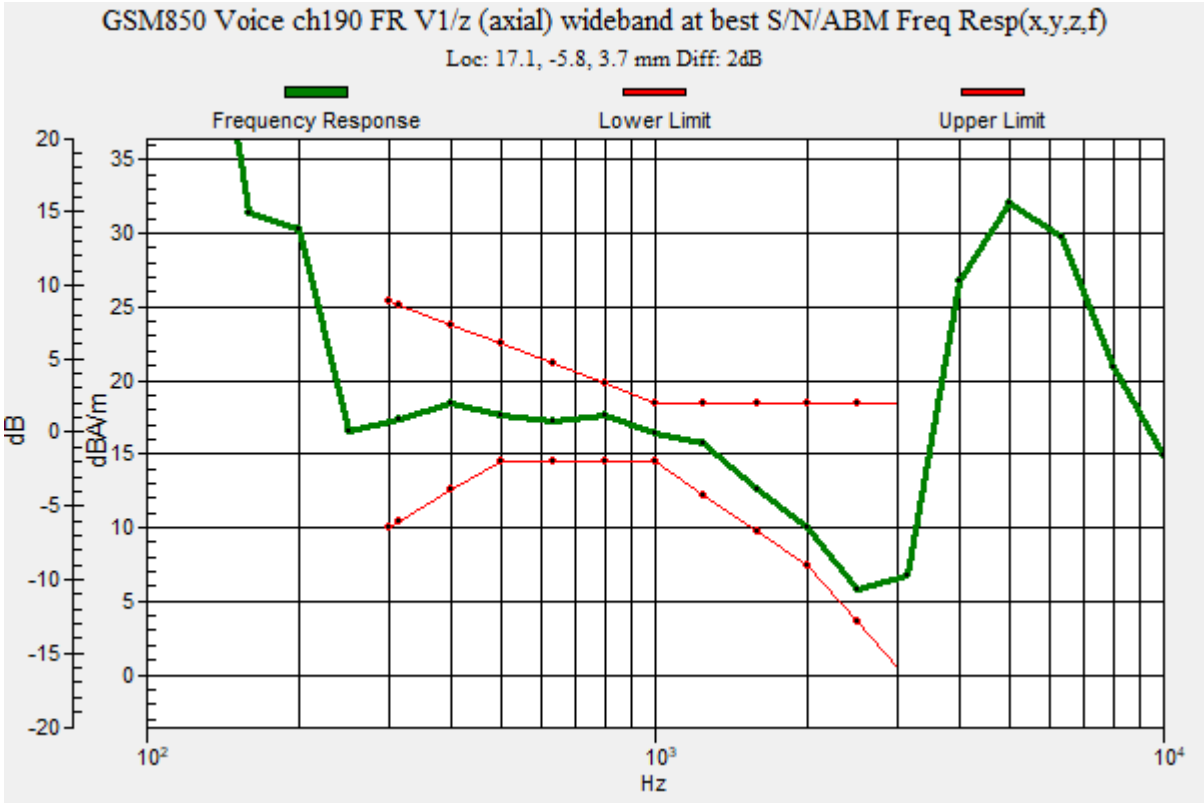

# GSM

Communication System: UID 0, Generic GSM (0); Frequency: 836.6 MHz; Duty Cycle: 1:8.30042
Phantom section: TCoil Section
DASY5 Configuration:
- Probe: AM1DV3 - 3140; ; Calibrated: 2019-09-16
- Sensor-Surface: 0mm (Fix Surface)
- Electronics: DAE4 Sn1447; Calibrated: 2020-03-20
- Phantom: HAC Test Arch with AMCC; Type: SD HAC P01 BB
- Measurement SW: DASY52, Version 52.10 (4);SEMCAD X Version 14.6.14 (7483)

## T-Coil scan (scan for ANSI C63.19 2011 compliance)_/GSM850 Voice ch190 FR V1/z (axial) 4.2mm 50 x 50/ABM Interpolated Signal(x,y,z) (121x121x1): Interpolated grid: dx=1.000 mm, dy=1.000 mm

Signal Type: Audio File (.wav) 48k_voice_1kHz_1s.wav
Output Gain: 24.29
Measure Window Start: 300ms
Measure Window Length: 1000ms
BWC applied: 0.16 dB
Device Reference Point: 0, 0, -6.3 mm

**Cursor:**
ABM1/ABM2 = 36.28 dB
ABM1 = 15.99 dBA/m
ABM2 = -20.29 dBA/m
BWC Factor = 0.16 dB
Location: 17.1, -5.8, 3.7 mm




0 dB = 1.000 A/m = 0.00 dBA/m

# GSM

Communication System: UID 0, Generic GSM (0); Frequency: 836.6 MHz; Duty Cycle: 1:8.30042
Phantom section: TCoil Section
DASY5 Configuration:
- Probe: AM1DV3 - 3140; ; Calibrated: 2019-09-16
- Sensor-Surface: 0mm (Fix Surface)
- Electronics: DAE4 Sn1447; Calibrated: 2020-03-20
- Phantom: HAC Test Arch with AMCC; Type: SD HAC P01 BB
- Measurement SW: DASY52, Version 52.10 (4);SEMCAD X Version 14.6.14 (7483)

## T-Coil scan (scan for ANSI C63.19 2011 compliance)_/GSM850 Voice ch190 FR V1/y (transversal) 4.2mm 50 x 50/ABM Interpolated Signal(x,y,z) (121x121x1): Interpolated grid: dx=1.000 mm, dy=1.000 mm

Signal Type: Audio File (.wav) 48k_voice_1kHz_1s.wav
Output Gain: 24.29
Measure Window Start: 300ms
Measure Window Length: 1000ms
BWC applied: 0.16 dB
Device Reference Point: 0, 0, -6.3 mm

**Cursor:**
ABM1/ABM2 = 35.41 dB
ABM1 = 7.90 dBA/m
ABM2 = -27.51 dBA/m
BWC Factor = 0.16 dB
Location: 17.5, -13.8, 3.7 mm




0 dB = 1.000 A/m = 0.00 dBA/m

# GSM

Communication System: UID 0, Generic GSM (0); Frequency: 1880 MHz;Duty Cycle: 1:8.30042

## T-Coil scan (scan for ANSI C63.19 2011 compliance)_/GSM1900 Voice ch661 FR V1/z (axial) wideband at best S/N/ABM Freq Resp(x,y,z,f) (1x1x1): Measurement grid: dx=10mm, dy=10mm

Signal Type: Audio File (.wav) 48k_voice_300-3000_2s.wav
Output Gain: 47.64
Measure Window Start: 300ms
Measure Window Length: 2000ms
BWC applied: 10.80 dB
Device Reference Point: 0, 0, -6.3 mm

| Category | Telephone parameters WD signal quality [(signal+noise)-to-noise ratio in decibels] |
|---|---|
| Category T1 | 0 dB to 10 dB |
| Category T2 | 10 dB to 20 dB |
| Category T3 | 20 dB to 30 dB |
| Category T4 | > 30 dB |

**Cursor:**
Diff = 2.00 dB
BWC Factor = 10.80 dB
Location: 17.5, -5.4, 3.7 mm

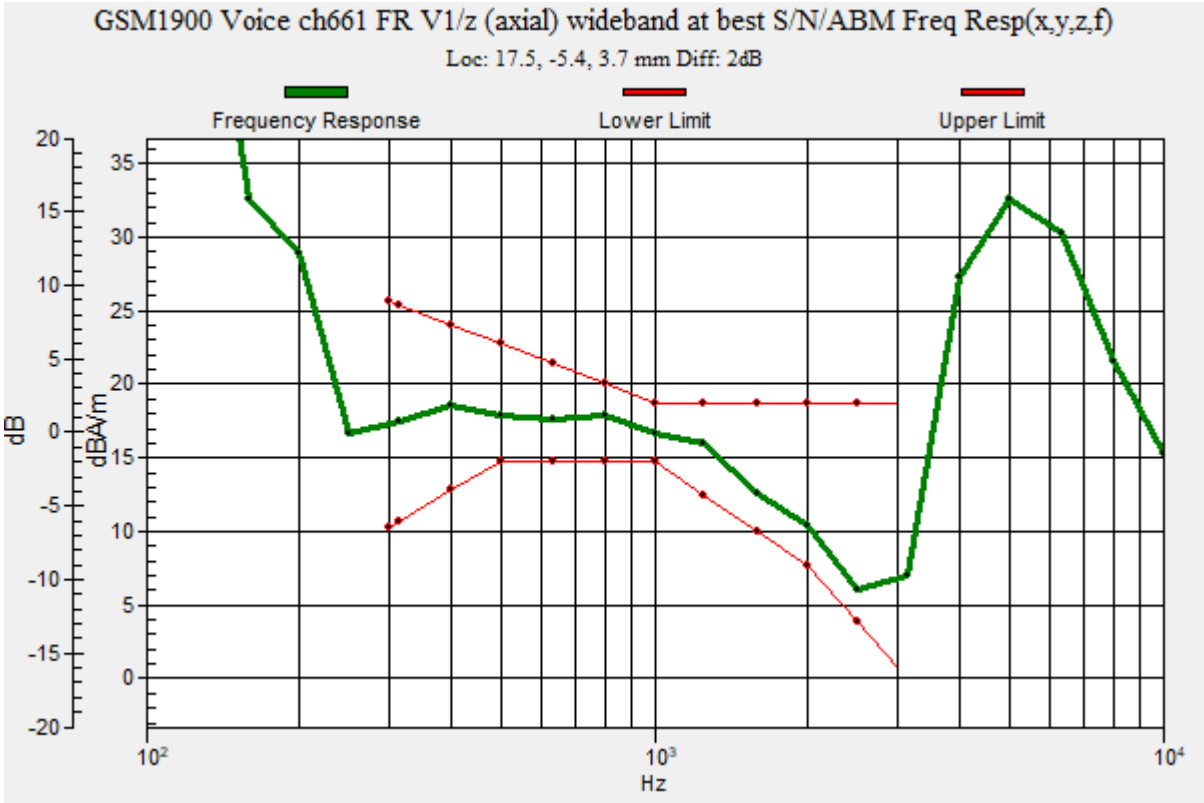

# GSM

Communication System: UID 0, Generic GSM (0); Frequency: 1880 MHz; Duty Cycle: 1:8.30042
Phantom section: TCoil Section
DASY5 Configuration:
- Probe: AM1DV3 - 3140; ; Calibrated: 2019-09-16
- Sensor-Surface: 0mm (Fix Surface)
- Electronics: DAE4 Sn1447; Calibrated: 2020-03-20
- Phantom: HAC Test Arch with AMCC; Type: SD HAC P01 BB
- Measurement SW: DASY52, Version 52.10 (4);SEMCAD X Version 14.6.14 (7483)

## T-Coil scan (scan for ANSI C63.19 2011 compliance)_/GSM1900 Voice ch661 FR V1/z (axial) 4.2mm 50 x 50/ABM Interpolated Signal(x,y,z) (121x121x1): Interpolated grid: dx=1.000 mm, dy=1.000 mm

Signal Type: Audio File (.wav) 48k_voice_1kHz_1s.wav
Output Gain: 24.29
Measure Window Start: 300ms
Measure Window Length: 1000ms
BWC applied: 0.16 dB
Device Reference Point: 0, 0, -6.3 mm

**Cursor:**
ABM1/ABM2 = 39.11 dB
ABM1 = 16.10 dBA/m
ABM2 = -23.01 dBA/m
BWC Factor = 0.16 dB
Location: 17.5, -5.4, 3.7 mm




0 dB = 1.000 A/m = 0.00 dBA/m

# GSM

Communication System: UID 0, Generic GSM (0); Frequency: 1880 MHz; Duty Cycle: 1:8.30042
Phantom section: TCoil Section
DASY5 Configuration:
- Probe: AM1DV3 - 3140; ; Calibrated: 2019-09-16
- Sensor-Surface: 0mm (Fix Surface)
- Electronics: DAE4 Sn1447; Calibrated: 2020-03-20
- Phantom: HAC Test Arch with AMCC; Type: SD HAC P01 BB
- Measurement SW: DASY52, Version 52.10 (4);SEMCAD X Version 14.6.14 (7483)

## T-Coil scan (scan for ANSI C63.19 2011 compliance)_/GSM1900 Voice ch661 FR V1/y (transversal) 4.2mm 50 x 50/ABM Interpolated Signal(x,y,z) (121x121x1): Interpolated grid: dx=1.000 mm, dy=1.000 mm

Signal Type: Audio File (.wav) 48k_voice_1kHz_1s.wav
Output Gain: 24.29
Measure Window Start: 300ms
Measure Window Length: 1000ms
BWC applied: 0.16 dB
Device Reference Point: 0, 0, -6.3 mm

**Cursor:**
ABM1/ABM2 = 39.76 dB
ABM1 = 7.79 dBA/m
ABM2 = -31.97 dBA/m
BWC Factor = 0.16 dB
Location: 17.1, 5.4, 3.7 mm




0 dB = 1.000 A/m = 0.00 dBA/m

## WCDMA

Communication System: UID 0, UMTS-FDD (WCDMA) (0); Frequency: 1880 MHz;Duty Cycle: 1:1

### T-Coil scan (scan for ANSI C63.19 2011 compliance)/WCDMA Band II ch9400 WB-AMR 6.6 2/z (axial) wideband at best S/N/ABM Freq Resp(x,y,z,f) (1x1x1): Measurement grid: dx=10mm, dy=10mm

Signal Type: Audio File (.wav) 48k_voice_300-3000_2s.wav
Output Gain: 47.64
Measure Window Start: 300ms
Measure Window Length: 2000ms
BWC applied: 10.80 dB
Device Reference Point: 0, 0, -6.3 mm

| Category | Telephone parameters WD signal quality [(signal+noise)-to-noise ratio in decibels] |
|---|---|
| Category T1 | 0 dB to 10 dB |
| Category T2 | 10 dB to 20 dB |
| Category T3 | 20 dB to 30 dB |
| Category T4 | > 30 dB |

**Cursor:**
Diff = 1.46 dB
BWC Factor = 10.80 dB
Location: 17.1, -5.4, 3.7 mm

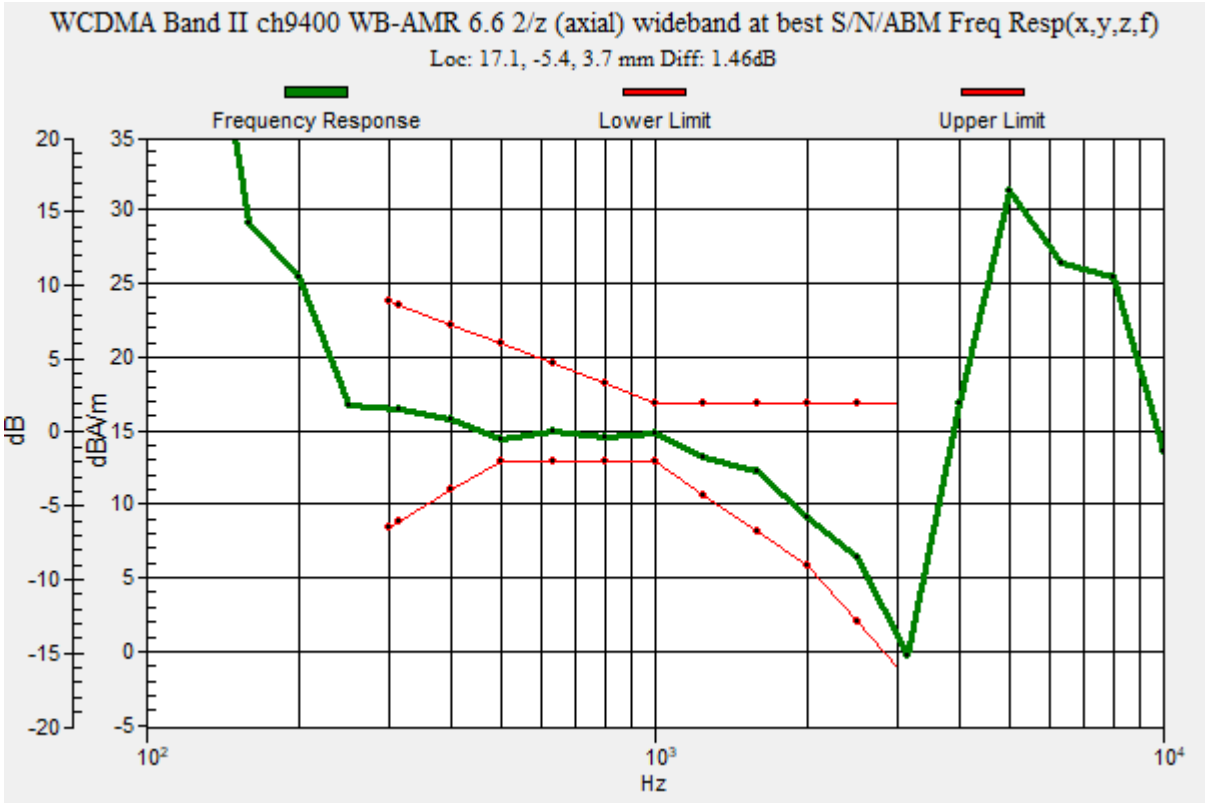

## WCDMA

Communication System: UID 0, UMTS-FDD (WCDMA) (0); Frequency: 1880 MHz; Duty Cycle: 1:1
Phantom section: TCoil Section
DASY5 Configuration:
- Probe: AM1DV3 - 3140; ; Calibrated: 2019-09-16
- Sensor-Surface: 0mm (Fix Surface)
- Electronics: DAE4 Sn1447; Calibrated: 2020-03-20
- Phantom: HAC Test Arch with AMCC; Type: SD HAC P01 BB
- Measurement SW: DASY52, Version 52.10 (4);SEMCAD X Version 14.6.14 (7483)

**T-Coil scan (scan for ANSI C63.19 2011 compliance)/WCDMA Band II ch9400 WB-AMR 6.6 2/z (axial) 4.2mm 50 x 50/ABM Interpolated Signal(x,y,z) (121x121x1):** Interpolated grid: dx=1.000 mm, dy=1.000 mm
Signal Type: Audio File (.wav) 48k_voice_1kHz_1s.wav
Output Gain: 24.29
Measure Window Start: 300ms
Measure Window Length: 1000ms
BWC applied: 0.16 dB
Device Reference Point: 0, 0, -6.3 mm

**Cursor:**
ABM1/ABM2 = 60.07 dB
ABM1 = 12.98 dBA/m
ABM2 = -47.09 dBA/m
BWC Factor = 0.16 dB
Location: 17.1, -5.4, 3.7 mm




0 dB = 1.000 A/m = 0.00 dBA/m

## WCDMA

Communication System: UID 0, UMTS-FDD (WCDMA) (0); Frequency: 1880 MHz; Duty Cycle: 1:1
Phantom section: TCoil Section
DASY5 Configuration:
- Probe: AM1DV3 - 3140; ; Calibrated: 2019-09-16
- Sensor-Surface: 0mm (Fix Surface)
- Electronics: DAE4 Sn1447; Calibrated: 2020-03-20
- Phantom: HAC Test Arch with AMCC; Type: SD HAC P01 BB
- Measurement SW: DASY52, Version 52.10 (4);SEMCAD X Version 14.6.14 (7483)

## T-Coil scan (scan for ANSI C63.19 2011 compliance)/WCDMA Band II ch9400 WB-AMR 6.6 2/y (transversal) 4.2mm 50 x 50/ABM Interpolated Signal(x,y,z) (121x121x1): Interpolated grid: dx=1.000 mm, dy=1.000 mm

Signal Type: Audio File (.wav) 48k_voice_1kHz_1s.wav
Output Gain: 24.29
Measure Window Start: 300ms
Measure Window Length: 1000ms
BWC applied: 0.16 dB
Device Reference Point: 0, 0, -6.3 mm

**Cursor:**
ABM1/ABM2 = 50.71 dB
ABM1 = 4.81 dBA/m
ABM2 = -45.90 dBA/m
BWC Factor = 0.16 dB
Location: 16.7, 4.6, 3.7 mm




0 dB = 1.000 A/m = 0.00 dBA/m

## WCDMA

Communication System: UID 0, UMTS-FDD (WCDMA) (0); Frequency: 1732.6 MHz;Duty Cycle: 1:1

### T-Coil scan (scan for ANSI C63.19 2011 compliance)/WCDMA Band IV ch1413 WB-AMR 6.6/z (axial) wideband at best S/N/ABM Freq Resp(x,y,z,f) (1x1x1): Measurement grid: dx=10mm, dy=10mm

Signal Type: Audio File (.wav) 48k_voice_300-3000_2s.wav
Output Gain: 47.64
Measure Window Start: 300ms
Measure Window Length: 2000ms
BWC applied: 10.80 dB
Device Reference Point: 0, 0, -6.3 mm

| Category | Telephone parameters WD signal quality [(signal+noise)-to-noise ratio in decibels] |
|---|---|
| Category T1 | 0 dB to 10 dB |
| Category T2 | 10 dB to 20 dB |
| Category T3 | 20 dB to 30 dB |
| Category T4 | > 30 dB |

**Cursor:**
Diff = 2.00 dB
BWC Factor = 10.80 dB
Location: 17.1, -6.3, 3.7 mm

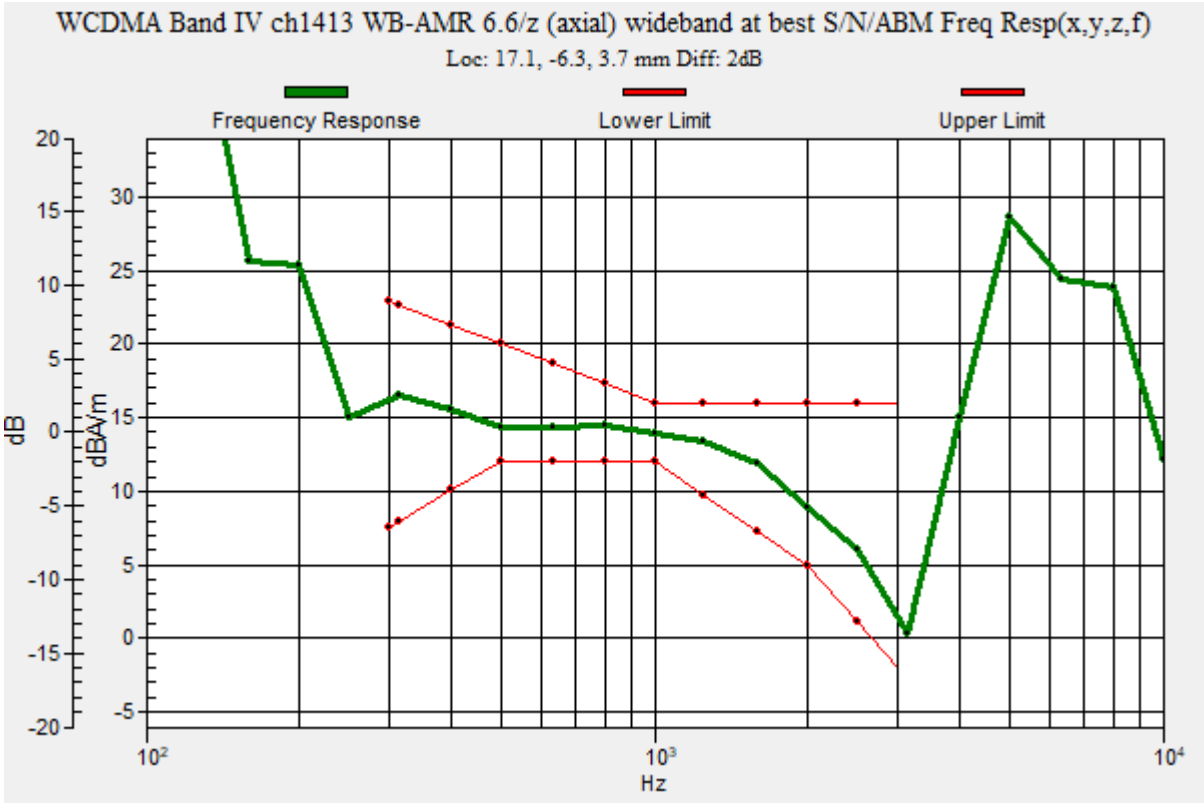

## WCDMA

Communication System: UID 0, UMTS-FDD (WCDMA) (0); Frequency: 1732.6 MHz; Duty Cycle: 1:1
Phantom section: TCoil Section
DASY5 Configuration:
- Probe: AM1DV3 - 3140; ; Calibrated: 2019-09-16
- Sensor-Surface: 0mm (Fix Surface)
- Electronics: DAE4 Sn1447; Calibrated: 2020-03-20
- Phantom: HAC Test Arch with AMCC; Type: SD HAC P01 BB
- Measurement SW: DASY52, Version 52.10 (4);SEMCAD X Version 14.6.14 (7483)

## T-Coil scan (scan for ANSI C63.19 2011 compliance)/WCDMA Band IV ch1413 WB-AMR 6.6/z (axial) 4.2mm 50 x 50/ABM Interpolated Signal(x,y,z) (121x121x1): Interpolated grid: dx=1.000 mm, dy=1.000 mm

Signal Type: Audio File (.wav) 48k_voice_1kHz_1s.wav
Output Gain: 24.29
Measure Window Start: 300ms
Measure Window Length: 1000ms
BWC applied: 0.16 dB
Device Reference Point: 0, 0, -6.3 mm

**Cursor:**
ABM1/ABM2 = 59.85 dB
ABM1 = 13.13 dBA/m
ABM2 = -46.72 dBA/m
BWC Factor = 0.16 dB
Location: 17.1, -6.3, 3.7 mm




0 dB = 1.000 A/m = 0.00 dBA/m

## WCDMA

Communication System: UID 0, UMTS-FDD (WCDMA) (0); Frequency: 1732.6 MHz; Duty Cycle: 1:1
Phantom section: TCoil Section
DASY5 Configuration:
- Probe: AM1DV3 - 3140; ; Calibrated: 2019-09-16
- Sensor-Surface: 0mm (Fix Surface)
- Electronics: DAE4 Sn1447; Calibrated: 2020-03-20
- Phantom: HAC Test Arch with AMCC; Type: SD HAC P01 BB
- Measurement SW: DASY52, Version 52.10 (4);SEMCAD X Version 14.6.14 (7483)

## T-Coil scan (scan for ANSI C63.19 2011 compliance)/WCDMA Band IV ch1413 WB-AMR 6.6/y (transversal) 4.2mm 50 x 50/ABM Interpolated Signal(x,y,z) (121x121x1): Interpolated grid: dx=1.000 mm, dy=1.000 mm

Signal Type: Audio File (.wav) 48k_voice_1kHz_1s.wav
Output Gain: 24.29
Measure Window Start: 300ms
Measure Window Length: 1000ms
BWC applied: 0.16 dB
Device Reference Point: 0, 0, -6.3 mm

**Cursor:**
ABM1/ABM2 = 50.60 dB
ABM1 = 4.81 dBA/m
ABM2 = -45.79 dBA/m
BWC Factor = 0.16 dB
Location: 16.7, 5, 3.7 mm




0 dB = 1.000 A/m = 0.00 dBA/m

## WCDMA

Communication System: UID 0, UMTS-FDD (WCDMA) (0); Frequency: 836.6 MHz;Duty Cycle: 1:1

### T-Coil scan (scan for ANSI C63.19 2011 compliance)/WCDMA Band V ch4183 WB-AMR 6.6/z (axial) wideband at best S/N/ABM Freq Resp(x,y,z,f) (1x1x1): Measurement grid: dx=10mm, dy=10mm

Signal Type: Audio File (.wav) 48k_voice_300-3000_2s.wav
Output Gain: 47.64
Measure Window Start: 300ms
Measure Window Length: 2000ms
BWC applied: 10.80 dB
Device Reference Point: 0, 0, -6.3 mm

| Category | Telephone parameters WD signal quality [(signal+noise)-to-noise ratio in decibels] |
|---|---|
| Category T1 | 0 dB to 10 dB |
| Category T2 | 10 dB to 20 dB |
| Category T3 | 20 dB to 30 dB |
| Category T4 | > 30 dB |

**Cursor:**
Diff = 2.00 dB
BWC Factor = 10.80 dB
Location: 17.1, -6.7, 3.7 mm

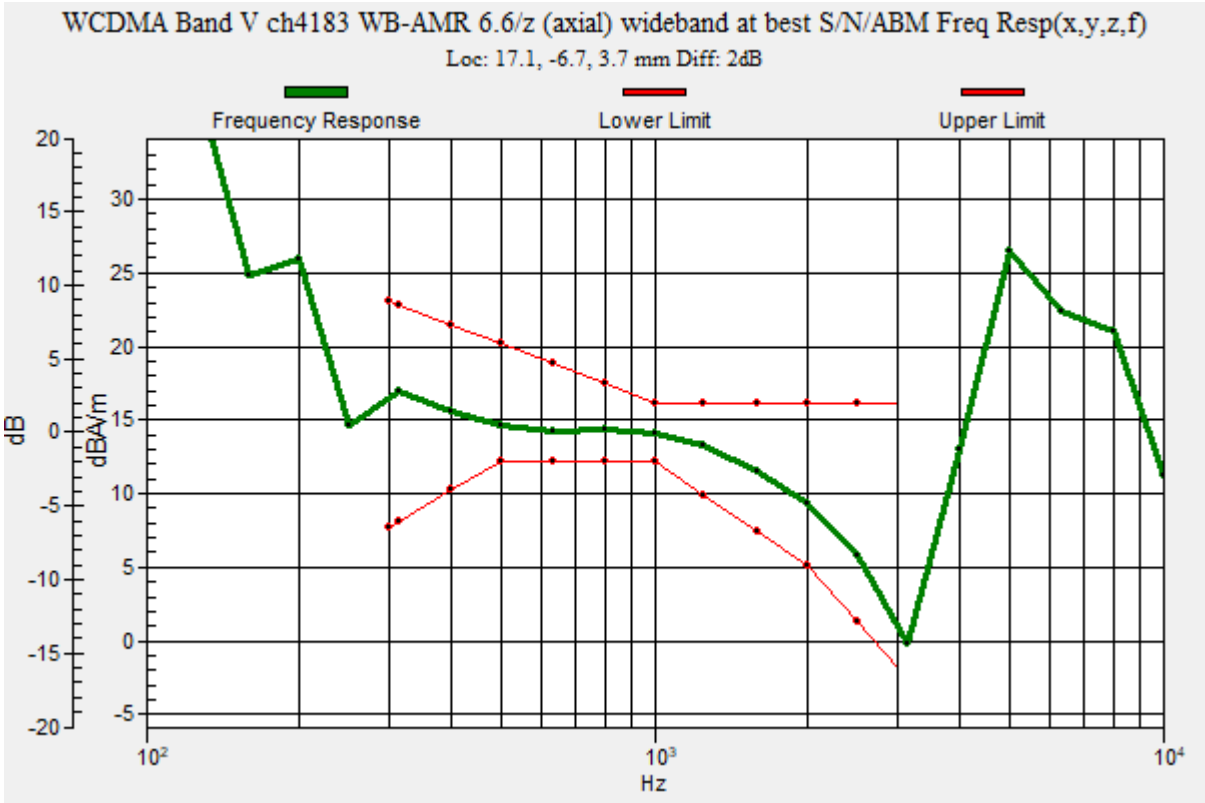

## WCDMA

Communication System: UID 0, UMTS-FDD (WCDMA) (0); Frequency: 836.6 MHz; Duty Cycle: 1:1
Phantom section: TCoil Section
DASY5 Configuration:
- Probe: AM1DV3 - 3140; ; Calibrated: 2019-09-16
- Sensor-Surface: 0mm (Fix Surface)
- Electronics: DAE4 Sn1447; Calibrated: 2020-03-20
- Phantom: HAC Test Arch with AMCC; Type: SD HAC P01 BB
- Measurement SW: DASY52, Version 52.10 (4);SEMCAD X Version 14.6.14 (7483)

## T-Coil scan (scan for ANSI C63.19 2011 compliance)/WCDMA Band V ch4183 WB-AMR 6.6/z (axial) 4.2mm 50 x 50/ABM Interpolated Signal(x,y,z) (121x121x1): Interpolated grid: dx=1.000 mm, dy=1.000 mm

Signal Type: Audio File (.wav) 48k_voice_1kHz_1s.wav
Output Gain: 24.29
Measure Window Start: 300ms
Measure Window Length: 1000ms
BWC applied: 0.16 dB
Device Reference Point: 0, 0, -6.3 mm

**Cursor:**
ABM1/ABM2 = 59.49 dB
ABM1 = 12.89 dBA/m
ABM2 = -46.60 dBA/m
BWC Factor = 0.16 dB
Location: 17.1, -6.7, 3.7 mm




0 dB = 1.000 A/m = 0.00 dBA/m

## WCDMA

Communication System: UID 0, UMTS-FDD (WCDMA) (0); Frequency: 836.6 MHz; Duty Cycle: 1:1
Phantom section: TCoil Section
DASY5 Configuration:
- Probe: AM1DV3 - 3140; ; Calibrated: 2019-09-16
- Sensor-Surface: 0mm (Fix Surface)
- Electronics: DAE4 Sn1447; Calibrated: 2020-03-20
- Phantom: HAC Test Arch with AMCC; Type: SD HAC P01 BB
- Measurement SW: DASY52, Version 52.10 (4);SEMCAD X Version 14.6.14 (7483)

## T-Coil scan (scan for ANSI C63.19 2011 compliance)/WCDMA Band V ch4183 WB-AMR 6.6/y (transversal) 4.2mm 50 x 50/ABM Interpolated Signal(x,y,z) (121x121x1): Interpolated grid: dx=1.000 mm, dy=1.000 mm

Signal Type: Audio File (.wav) 48k_voice_1kHz_1s.wav
Output Gain: 24.29
Measure Window Start: 300ms
Measure Window Length: 1000ms
BWC applied: 0.16 dB
Device Reference Point: 0, 0, -6.3 mm

**Cursor:**
ABM1/ABM2 = 50.72 dB
ABM1 = 5.13 dBA/m
ABM2 = -45.59 dBA/m
BWC Factor = 0.16 dB
Location: 17.1, 4.6, 3.7 mm




0 dB = 1.000 A/m = 0.00 dBA/m

## VoLTE FDD

Communication System: UID 0, LTE (FDD) (0); Frequency: 707.5 MHz;Duty Cycle: 1:1

### T-Coil scan (scan for ANSI C63.19 2011 compliance)/LTE Band 12 ch23095 10MHz 16QAM RB1/0 WB AMR 6.6/z (axial) wideband at best S/N/ABM Freq Resp(x,y,z,f) (1x1x1): Measurement grid: dx=10mm, dy=10mm

Signal Type: Audio File (.wav) 48k_voice_300-3000_2s.wav
Output Gain: 47.64
Measure Window Start: 300ms
Measure Window Length: 2000ms
BWC applied: 10.80 dB
Device Reference Point: 0, 0, -6.3 mm

| Category | Telephone parameters WD signal quality [(signal+noise)-to-noise ratio in decibels] |
|---|---|
| Category T1 | 0 dB to 10 dB |
| Category T2 | 10 dB to 20 dB |
| Category T3 | 20 dB to 30 dB |
| Category T4 | > 30 dB |

**Cursor:**
Diff = 1.83 dB
BWC Factor = 10.80 dB
Location: 17.1, -6.3, 3.7 mm

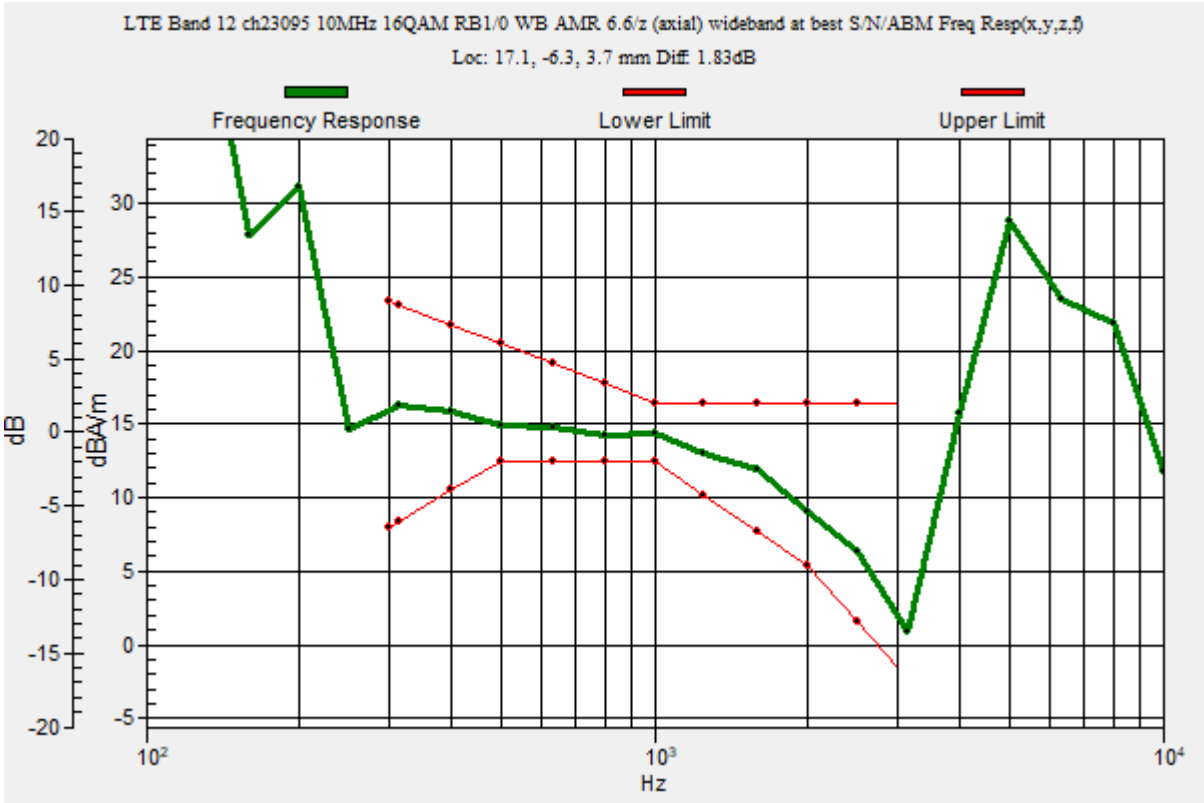

## VoLTE FDD

Communication System: UID 0, LTE (FDD) (0); Frequency: 707.5 MHz; Duty Cycle: 1:1
Phantom section: TCoil Section
DASY5 Configuration:
- Probe: AM1DV3 - 3140; ; Calibrated: 2019-09-16
- Sensor-Surface: 0mm (Fix Surface)
- Electronics: DAE4 Sn1447; Calibrated: 2020-03-20
- Phantom: HAC Test Arch with AMCC; Type: SD HAC P01 BB
- Measurement SW: DASY52, Version 52.10 (4);SEMCAD X Version 14.6.14 (7483)

## T-Coil scan (scan for ANSI C63.19 2011 compliance)/LTE Band 12 ch23095 10MHz 16QAM RB1/0 WB AMR 6.6/z (axial) 4.2mm 50 x 50/ABM Interpolated Signal(x,y,z) (121x121x1): Interpolated grid: dx=1.000 mm, dy=1.000 mm

Signal Type: Audio File (.wav) 48k_voice_1kHz_1s.wav
Output Gain: 24.29
Measure Window Start: 300ms
Measure Window Length: 1000ms
BWC applied: 0.16 dB
Device Reference Point: 0, 0, -6.3 mm

**Cursor:**
ABM1/ABM2 = 56.68 dB
ABM1 = 13.45 dBA/m
ABM2 = -43.23 dBA/m
BWC Factor = 0.16 dB
Location: 17.1, -6.3, 3.7 mm




0 dB = 1.000 A/m = 0.00 dBA/m

## VoLTE FDD

Communication System: UID 0, LTE (FDD) (0); Frequency: 707.5 MHz; Duty Cycle: 1:1
Phantom section: TCoil Section
DASY5 Configuration:
- Probe: AM1DV3 - 3140; ; Calibrated: 2019-09-16
- Sensor-Surface: 0mm (Fix Surface)
- Electronics: DAE4 Sn1447; Calibrated: 2020-03-20
- Phantom: HAC Test Arch with AMCC; Type: SD HAC P01 BB
- Measurement SW: DASY52, Version 52.10 (4);SEMCAD X Version 14.6.14 (7483)

## T-Coil scan (scan for ANSI C63.19 2011 compliance)/LTE Band 12 ch23095 10MHz 16QAM RB1/0 WB AMR 6.6/y (transversal) 4.2mm 50 x 50/ABM Interpolated Signal(x,y,z) (121x121x1): Interpolated grid: dx=1.000 mm, dy=1.000 mm

Signal Type: Audio File (.wav) 48k_voice_1kHz_1s.wav
Output Gain: 24.29
Measure Window Start: 300ms
Measure Window Length: 1000ms
BWC applied: 0.16 dB
Device Reference Point: 0, 0, -6.3 mm

**Cursor:**
ABM1/ABM2 = 50.59 dB
ABM1 = 4.62 dBA/m
ABM2 = -45.97 dBA/m
BWC Factor = 0.16 dB
Location: 17.1, 5, 3.7 mm

0 dB = 1.000 A/m = 0.00 dBA/m

## VoLTE FDD

Communication System: UID 0, LTE (FDD) (0); Frequency: 782 MHz;Duty Cycle: 1:1

### T-Coil scan (scan for ANSI C63.19 2011 compliance)/LTE Band 13 ch23230 10MHz 16QAM RB1/0 WB AMR 6.6/z (axial) wideband at best S/N/ABM Freq Resp(x,y,z,f) (1x1x1): Measurement grid: dx=10mm, dy=10mm

Signal Type: Audio File (.wav) 48k_voice_300-3000_2s.wav
Output Gain: 47.64
Measure Window Start: 300ms
Measure Window Length: 2000ms
BWC applied: 10.80 dB
Device Reference Point: 0, 0, -6.3 mm

| Category | Telephone parameters WD signal quality [(signal+noise)-to-noise ratio in decibels] |
|---|---|
| Category T1 | 0 dB to 10 dB |
| Category T2 | 10 dB to 20 dB |
| Category T3 | 20 dB to 30 dB |
| Category T4 | > 30 dB |

**Cursor:**
Diff = 1.91 dB
BWC Factor = 10.80 dB
Location: 17.1, -5.4, 3.7 mm

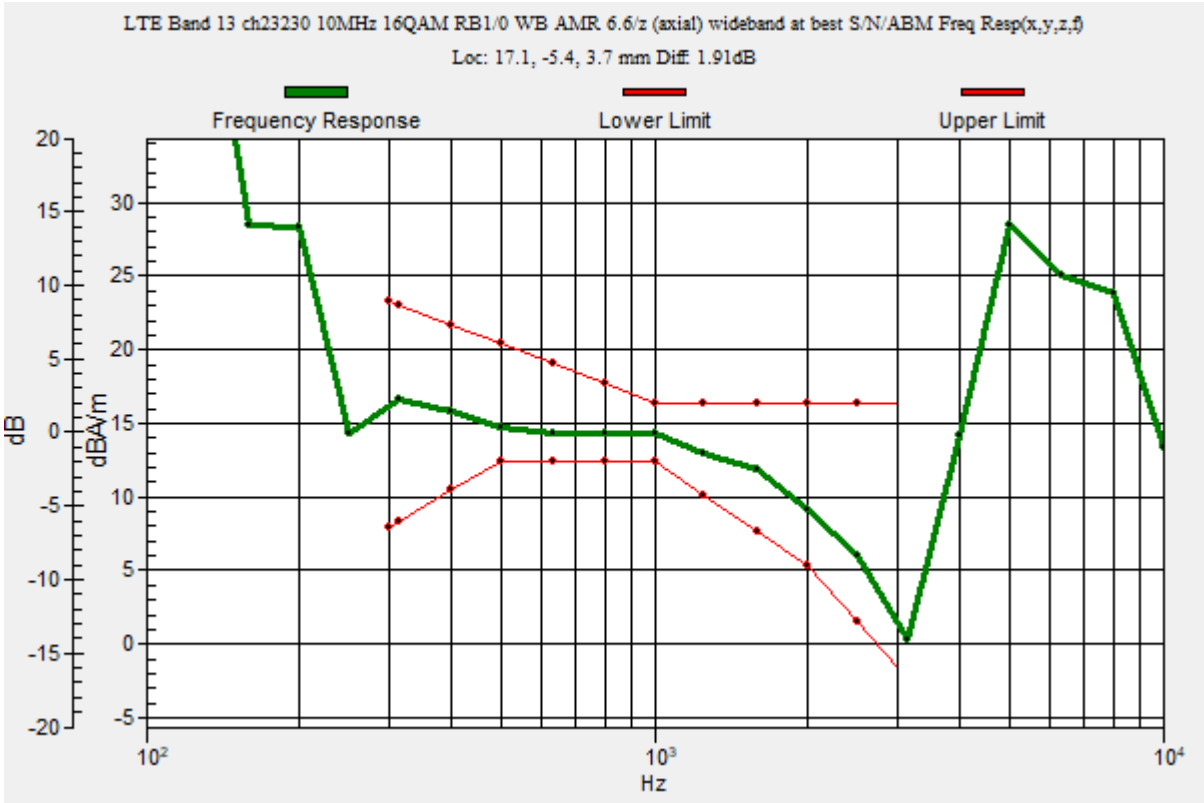

## VoLTE FDD

Communication System: UID 0, LTE (FDD) (0); Frequency: 782 MHz; Duty Cycle: 1:1
Phantom section: TCoil Section
DASY5 Configuration:
- Probe: AM1DV3 - 3140; ; Calibrated: 2019-09-16
- Sensor-Surface: 0mm (Fix Surface)
- Electronics: DAE4 Sn1447; Calibrated: 2020-03-20
- Phantom: HAC Test Arch with AMCC; Type: SD HAC P01 BB
- Measurement SW: DASY52, Version 52.10 (4);SEMCAD X Version 14.6.14 (7483)

## T-Coil scan (scan for ANSI C63.19 2011 compliance)/LTE Band 13 ch23230 10MHz 16QAM RB1/0 WB AMR 6.6/z (axial) 4.2mm 50 x 50/ABM Interpolated Signal(x,y,z) (121x121x1): Interpolated grid: dx=1.000 mm, dy=1.000 mm

Signal Type: Audio File (.wav) 48k_voice_1kHz_1s.wav
Output Gain: 24.29
Measure Window Start: 300ms
Measure Window Length: 1000ms
BWC applied: 0.16 dB
Device Reference Point: 0, 0, -6.3 mm

**Cursor:**
ABM1/ABM2 = 53.73 dB
ABM1 = 12.72 dBA/m
ABM2 = -41.01 dBA/m
BWC Factor = 0.16 dB
Location: 17.1, -5.4, 3.7 mm




0 dB = 1.000 A/m = 0.00 dBA/m

## VoLTE FDD

Communication System: UID 0, LTE (FDD) (0); Frequency: 782 MHz; Duty Cycle: 1:1
Phantom section: TCoil Section
DASY5 Configuration:
- Probe: AM1DV3 - 3140; ; Calibrated: 2019-09-16
- Sensor-Surface: 0mm (Fix Surface)
- Electronics: DAE4 Sn1447; Calibrated: 2020-03-20
- Phantom: HAC Test Arch with AMCC; Type: SD HAC P01 BB
- Measurement SW: DASY52, Version 52.10 (4);SEMCAD X Version 14.6.14 (7483)

## T-Coil scan (scan for ANSI C63.19 2011 compliance)/LTE Band 13 ch23230 10MHz 16QAM RB1/0 WB AMR 6.6/y (transversal) 4.2mm 50 x 50/ABM Interpolated Signal(x,y,z) (121x121x1): Interpolated grid: dx=1.000 mm, dy=1.000 mm

Signal Type: Audio File (.wav) 48k_voice_1kHz_1s.wav
Output Gain: 24.29
Measure Window Start: 300ms
Measure Window Length: 1000ms
BWC applied: 0.16 dB
Device Reference Point: 0, 0, -6.3 mm

**Cursor:**
ABM1/ABM2 = 51.09 dB
ABM1 = 4.76 dBA/m
ABM2 = -46.33 dBA/m
BWC Factor = 0.16 dB
Location: 17.1, -13.3, 3.7 mm




0 dB = 1.000 A/m = 0.00 dBA/m

## VoLTE FDD

Communication System: UID 0, LTE (FDD) (0); Frequency: 1882.5 MHz;Duty Cycle: 1:1

### T-Coil scan (scan for ANSI C63.19 2011 compliance)/LTE Band 25 ch26365 20MHz 16QAM RB1/0 WB AMR 6.6/z (axial) wideband at best S/N/ABM Freq Resp(x,y,z,f) (1x1x1): Measurement grid: dx=10mm, dy=10mm

Signal Type: Audio File (.wav) 48k_voice_300-3000_2s.wav
Output Gain: 47.64
Measure Window Start: 300ms
Measure Window Length: 2000ms
BWC applied: 10.80 dB
Device Reference Point: 0, 0, -6.3 mm

| Category | Telephone parameters WD signal quality [(signal+noise)-to-noise ratio in decibels] |
|---|---|
| Category T1 | 0 dB to 10 dB |
| Category T2 | 10 dB to 20 dB |
| Category T3 | 20 dB to 30 dB |
| Category T4 | > 30 dB |

**Cursor:**
Diff = 2.00 dB
BWC Factor = 10.80 dB
Location: 17.1, -7.1, 3.7 mm

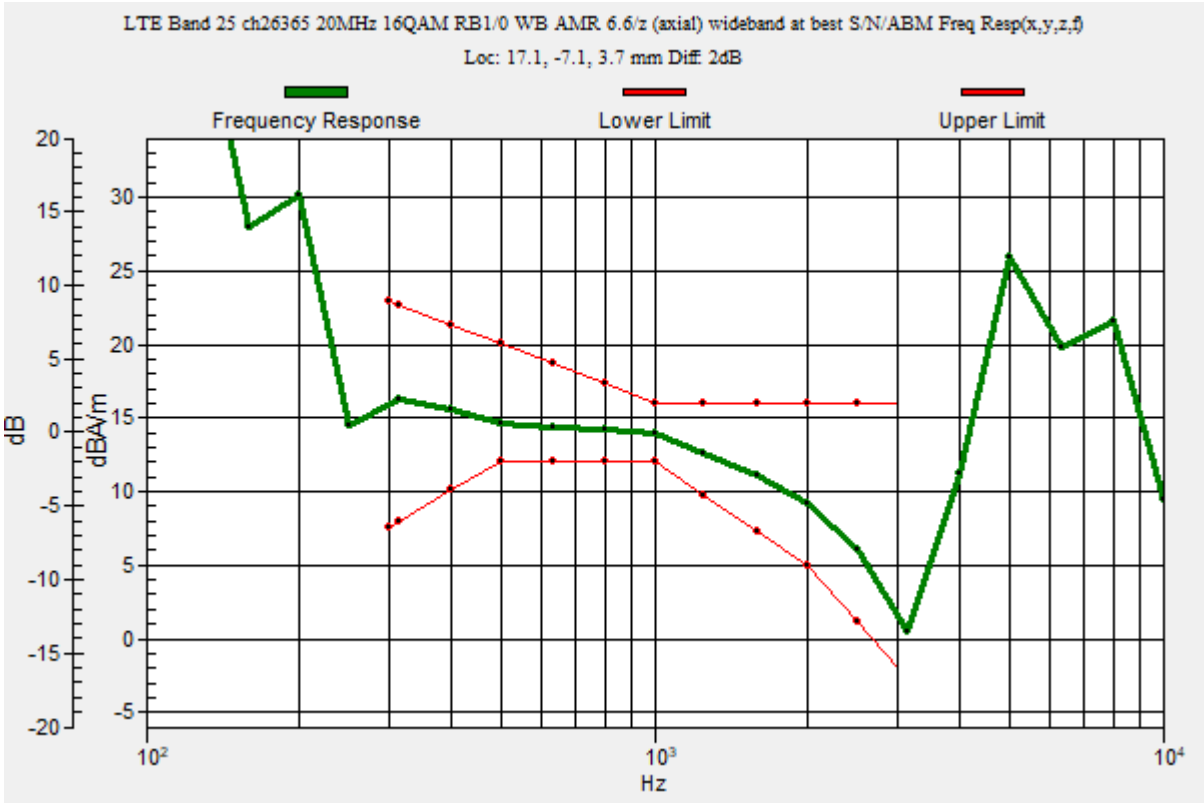

## VoLTE FDD

Communication System: UID 0, LTE (FDD) (0); Frequency: 1882.5 MHz; Duty Cycle: 1:1
Phantom section: TCoil Section
DASY5 Configuration:
- Probe: AM1DV3 - 3140; ; Calibrated: 2019-09-16
- Sensor-Surface: 0mm (Fix Surface)
- Electronics: DAE4 Sn1447; Calibrated: 2020-03-20
- Phantom: HAC Test Arch with AMCC; Type: SD HAC P01 BB
- Measurement SW: DASY52, Version 52.10 (4);SEMCAD X Version 14.6.14 (7483)

## T-Coil scan (scan for ANSI C63.19 2011 compliance)/LTE Band 25 ch26365 20MHz 16QAM RB1/0 WB AMR 6.6/z (axial) 4.2mm 50 x 50/ABM Interpolated Signal(x,y,z) (121x121x1): Interpolated grid: dx=1.000 mm, dy=1.000 mm

Signal Type: Audio File (.wav) 48k_voice_1kHz_1s.wav
Output Gain: 24.29
Measure Window Start: 300ms
Measure Window Length: 1000ms
BWC applied: 0.16 dB
Device Reference Point: 0, 0, -6.3 mm

**Cursor:**
ABM1/ABM2 = 57.35 dB
ABM1 = 13.19 dBA/m
ABM2 = -44.16 dBA/m
BWC Factor = 0.16 dB
Location: 17.1, -7.1, 3.7 mm




0 dB = 1.000 A/m = 0.00 dBA/m

## VoLTE FDD

Communication System: UID 0, LTE (FDD) (0); Frequency: 1882.5 MHz; Duty Cycle: 1:1
Phantom section: TCoil Section
DASY5 Configuration:
- Probe: AM1DV3 - 3140; ; Calibrated: 2019-09-16
- Sensor-Surface: 0mm (Fix Surface)
- Electronics: DAE4 Sn1447; Calibrated: 2020-03-20
- Phantom: HAC Test Arch with AMCC; Type: SD HAC P01 BB
- Measurement SW: DASY52, Version 52.10 (4);SEMCAD X Version 14.6.14 (7483)

## T-Coil scan (scan for ANSI C63.19 2011 compliance)/LTE Band 25 ch26365 20MHz 16QAM RB1/0 WB AMR 6.6/y (transversal) 4.2mm 50 x 50/ABM Interpolated Signal(x,y,z) (121x121x1): Interpolated grid: dx=1.000 mm, dy=1.000 mm

Signal Type: Audio File (.wav) 48k_voice_1kHz_1s.wav
Output Gain: 24.29
Measure Window Start: 300ms
Measure Window Length: 1000ms
BWC applied: 0.16 dB
Device Reference Point: 0, 0, -6.3 mm

**Cursor:**
ABM1/ABM2 = 50.43 dB
ABM1 = 4.85 dBA/m
ABM2 = -45.58 dBA/m
BWC Factor = 0.16 dB
Location: 17.1, 5, 3.7 mm




0 dB = 1.000 A/m = 0.00 dBA/m

## VoLTE FDD

Communication System: UID 0, LTE (FDD) (0); Frequency: 831.5 MHz;Duty Cycle: 1:1

### T-Coil scan (scan for ANSI C63.19 2011 compliance)/LTE Band 26 ch26865 15MHz 16QAM RB1/0 WB AMR 6.6/z (axial) wideband at best S/N/ABM Freq Resp(x,y,z,f) (1x1x1): Measurement grid: dx=10mm, dy=10mm

Signal Type: Audio File (.wav) 48k_voice_300-3000_2s.wav
Output Gain: 47.64
Measure Window Start: 300ms
Measure Window Length: 2000ms
BWC applied: 10.80 dB
Device Reference Point: 0, 0, -6.3 mm

| Category | Telephone parameters WD signal quality [(signal+noise)-to-noise ratio in decibels] |
|---|---|
| Category T1 | 0 dB to 10 dB |
| Category T2 | 10 dB to 20 dB |
| Category T3 | 20 dB to 30 dB |
| Category T4 | > 30 dB |

**Cursor:**
Diff = 1.72 dB
BWC Factor = 10.80 dB
Location: 17.1, -5.8, 3.7 mm

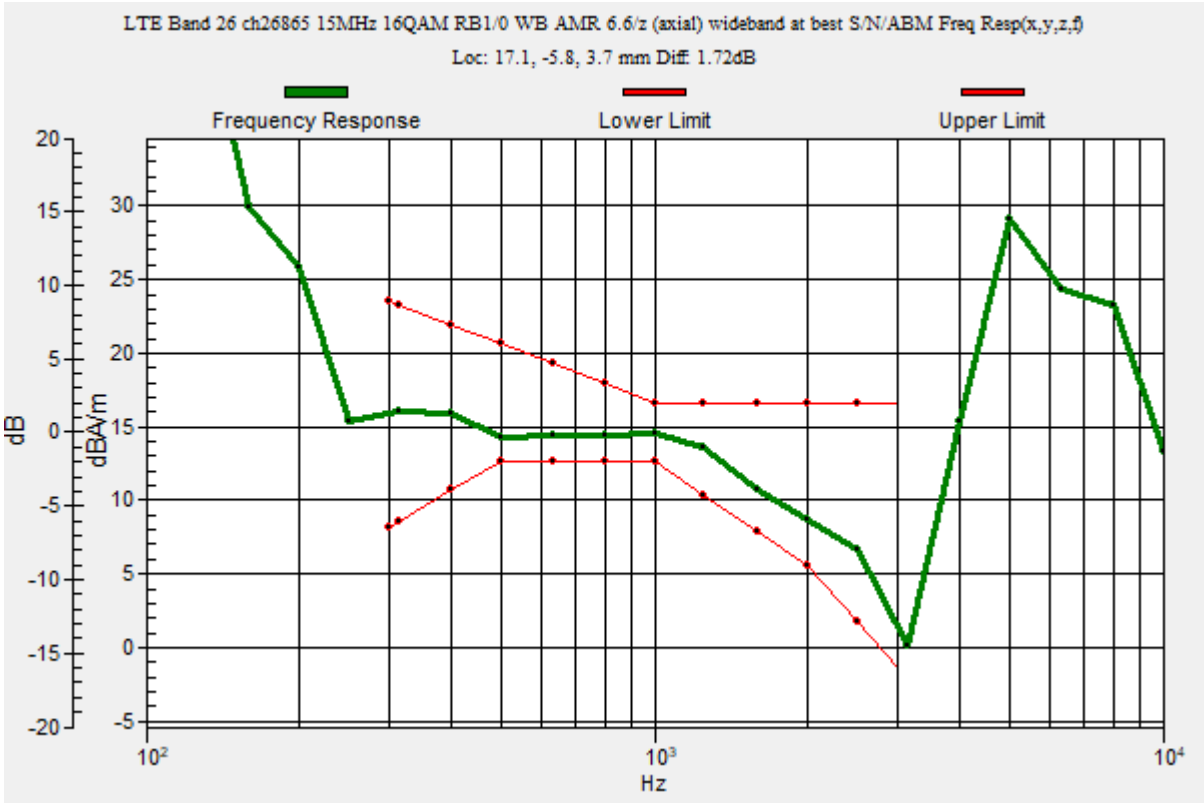

## VoLTE FDD

Communication System: UID 0, LTE (FDD) (0); Frequency: 831.5 MHz; Duty Cycle: 1:1
Phantom section: TCoil Section
DASY5 Configuration:
- Probe: AM1DV3 - 3140; ; Calibrated: 2019-09-16
- Sensor-Surface: 0mm (Fix Surface)
- Electronics: DAE4 Sn1447; Calibrated: 2020-03-20
- Phantom: HAC Test Arch with AMCC; Type: SD HAC P01 BB
- Measurement SW: DASY52, Version 52.10 (4);SEMCAD X Version 14.6.14 (7483)

## T-Coil scan (scan for ANSI C63.19 2011 compliance)/LTE Band 26 ch26865 15MHz 16QAM RB1/0 WB AMR 6.6/z (axial) 4.2mm 50 x 50/ABM Interpolated Signal(x,y,z) (121x121x1): Interpolated grid: dx=1.000 mm, dy=1.000 mm

Signal Type: Audio File (.wav) 48k_voice_1kHz_1s.wav
Output Gain: 24.29
Measure Window Start: 300ms
Measure Window Length: 1000ms
BWC applied: 0.16 dB
Device Reference Point: 0, 0, -6.3 mm

**Cursor:**
ABM1/ABM2 = 55.60 dB
ABM1 = 12.71 dBA/m
ABM2 = -42.89 dBA/m
BWC Factor = 0.16 dB
Location: 17.1, -5.8, 3.7 mm




0 dB = 1.000 A/m = 0.00 dBA/m

## VoLTE FDD

Communication System: UID 0, LTE (FDD) (0); Frequency: 831.5 MHz; Duty Cycle: 1:1
Phantom section: TCoil Section
DASY5 Configuration:
- Probe: AM1DV3 - 3140; ; Calibrated: 2019-09-16
- Sensor-Surface: 0mm (Fix Surface)
- Electronics: DAE4 Sn1447; Calibrated: 2020-03-20
- Phantom: HAC Test Arch with AMCC; Type: SD HAC P01 BB
- Measurement SW: DASY52, Version 52.10 (4);SEMCAD X Version 14.6.14 (7483)

## T-Coil scan (scan for ANSI C63.19 2011 compliance)/LTE Band 26 ch26865 15MHz 16QAM RB1/0 WB AMR 6.6/y (transversal) 4.2mm 50 x 50/ABM Interpolated Signal(x,y,z) (121x121x1): Interpolated grid: dx=1.000 mm, dy=1.000 mm

Signal Type: Audio File (.wav) 48k_voice_1kHz_1s.wav
Output Gain: 24.29
Measure Window Start: 300ms
Measure Window Length: 1000ms
BWC applied: 0.16 dB
Device Reference Point: 0, 0, -6.3 mm

**Cursor:**
ABM1/ABM2 = 50.51 dB
ABM1 = 5.09 dBA/m
ABM2 = -45.42 dBA/m
BWC Factor = 0.16 dB
Location: 16.7, 4.6, 3.7 mm




0 dB = 1.000 A/m = 0.00 dBA/m

## VoLTE FDD

Communication System: UID 0, LTE (FDD) (0); Frequency: 1745 MHz;Duty Cycle: 1:1

### T-Coil scan (scan for ANSI C63.19 2011 compliance)/LTE Band 66 20MHz ch132322 20MHz 16QAM RB1/0 WB AMR 6.6/z (axial) wideband at best S/N/ABM Freq Resp(x,y,z,f) (1x1x1): Measurement grid: dx=10mm, dy=10mm

Signal Type: Audio File (.wav) 48k_voice_300-3000_2s.wav
Output Gain: 47.64
Measure Window Start: 300ms
Measure Window Length: 2000ms
BWC applied: 10.80 dB
Device Reference Point: 0, 0, -6.3 mm

| Category | Telephone parameters WD signal quality [(signal+noise)-to-noise ratio in decibels] |
|---|---|
| Category T1 | 0 dB to 10 dB |
| Category T2 | 10 dB to 20 dB |
| Category T3 | 20 dB to 30 dB |
| Category T4 | > 30 dB |

**Cursor:**
Diff = 2.00 dB
BWC Factor = 10.80 dB
Location: 17.5, -5, 3.7 mm

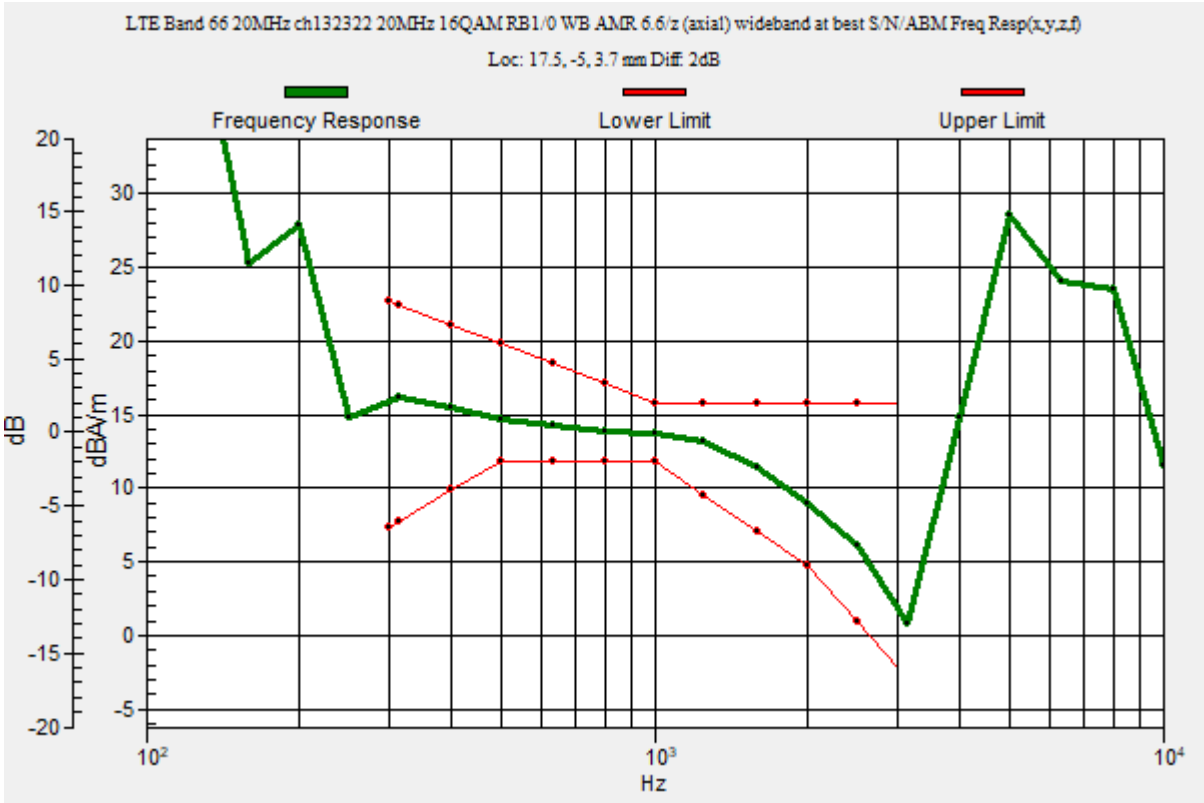

## VoLTE FDD

Communication System: UID 0, LTE (FDD) (0); Frequency: 1745 MHz; Duty Cycle: 1:1
Phantom section: TCoil Section
DASY5 Configuration:
- Probe: AM1DV3 - 3140; ; Calibrated: 2019-09-16
- Sensor-Surface: 0mm (Fix Surface)
- Electronics: DAE4 Sn1447; Calibrated: 2020-03-20
- Phantom: HAC Test Arch with AMCC; Type: SD HAC P01 BB
- Measurement SW: DASY52, Version 52.10 (4);SEMCAD X Version 14.6.14 (7483)

## T-Coil scan (scan for ANSI C63.19 2011 compliance)/LTE Band 66 20MHz ch132322 20MHz 16QAM RB1/0 WB AMR 6.6/z (axial) 4.2mm 50 x 50/ABM Interpolated Signal(x,y,z) (121x121x1): Interpolated grid: dx=1.000 mm, dy=1.000 mm

Signal Type: Audio File (.wav) 48k_voice_1kHz_1s.wav
Output Gain: 24.29
Measure Window Start: 300ms
Measure Window Length: 1000ms
BWC applied: 0.16 dB
Device Reference Point: 0, 0, -6.3 mm

**Cursor:**
ABM1/ABM2 = 55.17 dB
ABM1 = 12.84 dBA/m
ABM2 = -42.33 dBA/m
BWC Factor = 0.16 dB
Location: 17.5, -5, 3.7 mm




0 dB = 1.000 A/m = 0.00 dBA/m

## VoLTE FDD

Communication System: UID 0, LTE (FDD) (0); Frequency: 1745 MHz; Duty Cycle: 1:1
Phantom section: TCoil Section
DASY5 Configuration:
- Probe: AM1DV3 - 3140; ; Calibrated: 2019-09-16
- Sensor-Surface: 0mm (Fix Surface)
- Electronics: DAE4 Sn1447; Calibrated: 2020-03-20
- Phantom: HAC Test Arch with AMCC; Type: SD HAC P01 BB
- Measurement SW: DASY52, Version 52.10 (4);SEMCAD X Version 14.6.14 (7483)

**T-Coil scan (scan for ANSI C63.19 2011 compliance)/LTE Band 66 20MHz ch132322 20MHz 16QAM RB1/0 WB AMR 6.6/y (transversal) 4.2mm 50 x 50/ABM Interpolated Signal(x,y,z) (121x121x1):** Interpolated grid: dx=1.000 mm, dy=1.000 mm
Signal Type: Audio File (.wav) 48k_voice_1kHz_1s.wav
Output Gain: 24.29
Measure Window Start: 300ms
Measure Window Length: 1000ms
BWC applied: 0.16 dB
Device Reference Point: 0, 0, -6.3 mm

**Cursor:**
ABM1/ABM2 = 50.04 dB
ABM1 = 4.55 dBA/m
ABM2 = -45.49 dBA/m
BWC Factor = 0.16 dB
Location: 17.9, -13.8, 3.7 mm




0 dB = 1.000 A/m = 0.00 dBA/m

## VoLTE TDD

Communication System: UID 0, LTE (TDD) (0); Frequency: 2593 MHz;Duty Cycle: 1:1.59956

### T-Coil scan (scan for ANSI C63.19 2011 compliance)/LTE Band 41 ch40620 WB AMR 6.6 RB Modulation BW/z (axial) wideband at best S/N RB1/0 Full/ABM Freq Resp(x,y,z,f) (1x1x1): Measurement grid: dx=10mm, dy=10mm

Signal Type: Audio File (.wav) 48k_voice_300-3000_2s.wav
Output Gain: 47.64
Measure Window Start: 300ms
Measure Window Length: 2000ms
BWC applied: 10.80 dB
Device Reference Point: 0, 0, -6.3 mm

| Category | Telephone parameters WD signal quality [(signal+noise)-to-noise ratio in decibels] |
|---|---|
| Category T1 | 0 dB to 10 dB |
| Category T2 | 10 dB to 20 dB |
| Category T3 | 20 dB to 30 dB |
| Category T4 | > 30 dB |

**Cursor:**
Diff = 1.57 dB
BWC Factor = 10.80 dB
Location: 17.1, -5.8, 3.7 mm

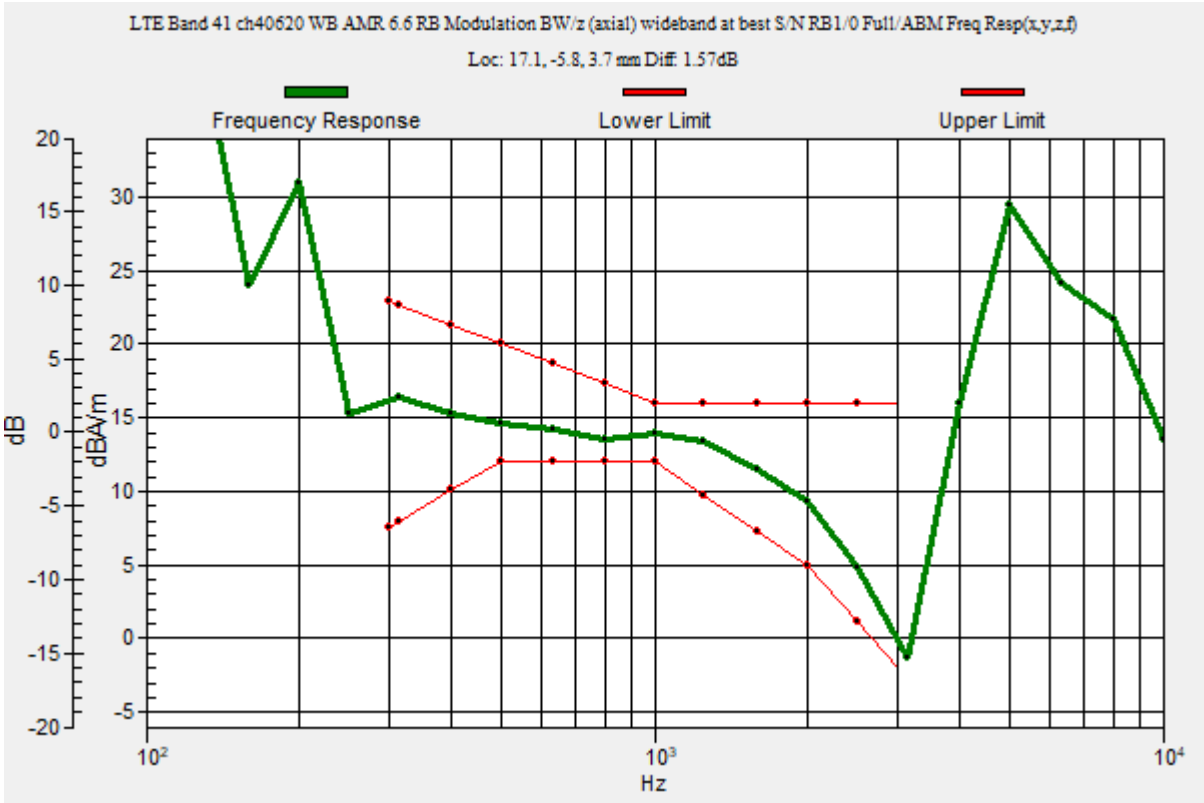

## VoLTE TDD

Communication System: UID 0, LTE (TDD) (0); Frequency: 2593 MHz; Duty Cycle: 1:1.59956
Phantom section: TCoil Section
DASY5 Configuration:
- Probe: AM1DV3 - 3140; ; Calibrated: 2019-09-16
- Sensor-Surface: 0mm (Fix Surface)
- Electronics: DAE4 Sn1447; Calibrated: 2020-03-20
- Phantom: HAC Test Arch with AMCC; Type: SD HAC P01 BB
- Measurement SW: DASY52, Version 52.10 (4);SEMCAD X Version 14.6.14 (7483)

## T-Coil scan (scan for ANSI C63.19 2011 compliance)/LTE Band 41 ch40620 WB AMR 6.6 RB Modulation BW/z (axial) 4.2mm 50 x 50 RB1/0/ABM Interpolated Signal(x,y,z) (121x121x1): Interpolated grid: dx=1.000 mm, dy=1.000 mm

Signal Type: Audio File (.wav) 48k_voice_1kHz_1s.wav
Output Gain: 24.29
Measure Window Start: 300ms
Measure Window Length: 1000ms
BWC applied: 0.16 dB
Device Reference Point: 0, 0, -6.3 mm

**Cursor:**
ABM1/ABM2 = 42.50 dB
ABM1 = 12.95 dBA/m
ABM2 = -29.55 dBA/m
BWC Factor = 0.16 dB
Location: 17.1, -5.8, 3.7 mm




0 dB = 1.000 A/m = 0.00 dBA/m

## VoLTE TDD

Communication System: UID 0, LTE (TDD) (0); Frequency: 2593 MHz; Duty Cycle: 1:1.59956
Phantom section: TCoil Section
DASY5 Configuration:
- Probe: AM1DV3 - 3140; ; Calibrated: 2019-09-16
- Sensor-Surface: 0mm (Fix Surface)
- Electronics: DAE4 Sn1447; Calibrated: 2020-03-20
- Phantom: HAC Test Arch with AMCC; Type: SD HAC P01 BB
- Measurement SW: DASY52, Version 52.10 (4);SEMCAD X Version 14.6.14 (7483)

### T-Coil scan (scan for ANSI C63.19 2011 compliance)/LTE Band 41 ch40620 WB AMR 6.6 RB Modulation BW/y (transversal) 4.2mm 50 x 50 RB 1/0/ABM Interpolated Signal(x,y,z) (121x121x1): Interpolated grid: dx=1.000 mm, dy=1.000 mm

Signal Type: Audio File (.wav) 48k_voice_1kHz_1s.wav
Output Gain: 24.29
Measure Window Start: 300ms
Measure Window Length: 1000ms
BWC applied: 0.16 dB
Device Reference Point: 0, 0, -6.3 mm

**Cursor:**
ABM1/ABM2 = 43.13 dB
ABM1 = 4.49 dBA/m
ABM2 = -38.64 dBA/m
BWC Factor = 0.16 dB
Location: 17.9, 4.6, 3.7 mm




0 dB = 1.000 A/m = 0.00 dBA/m

## VoWiFi

Communication System: UID 0, IEEE 802.11b/g/n 2.4 GHz Band (0); Frequency: 2437 MHz;Duty Cycle: 1:1

## T-Coil scan (scan for ANSI C63.19 2011 compliance)/VoWiFi 11b ch.6 1Mbps WB AMR 6.6/z (axial) wideband at best S/N WB AMR 6.6/ABM Freq Resp(x,y,z,f) (1x1x1):

Measurement grid: dx=10mm, dy=10mm
Signal Type: Audio File (.wav) 48k_voice_300-3000_2s.wav
Output Gain: 30.06
Measure Window Start: 300ms
Measure Window Length: 2000ms
BWC applied: 10.80 dB
Device Reference Point: 0, 0, -6.3 mm

| Category | Telephone parameters WD signal quality [(signal+noise)-to-noise ratio in decibels] |
|---|---|
| Category T1 | 0 dB to 10 dB |
| Category T2 | 10 dB to 20 dB |
| Category T3 | 20 dB to 30 dB |
| Category T4 | > 30 dB |

**Cursor:**
Diff = 1.63 dB
BWC Factor = 10.80 dB
Location: 15.8, -5, 3.7 mm

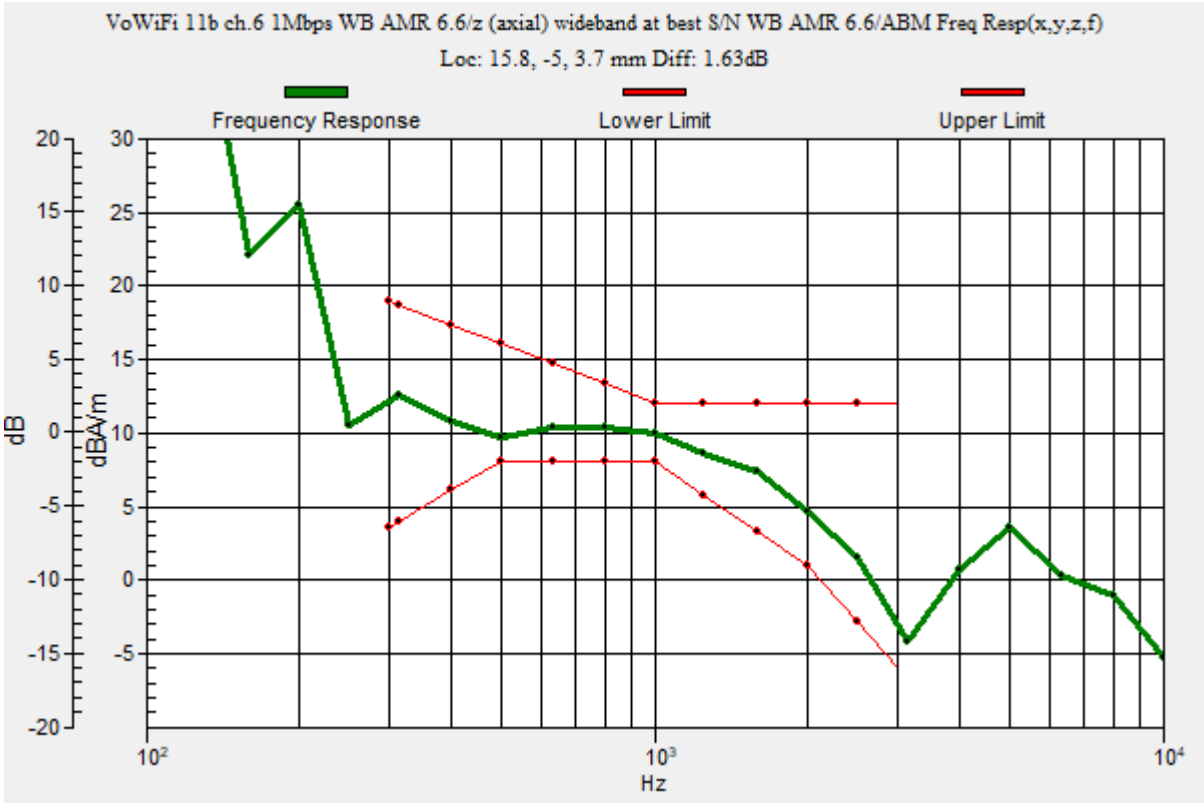

## VoWiFi

Communication System: UID 0, IEEE 802.11b/g/n 2.4 GHz Band (0); Frequency: 2437 MHz; Duty Cycle: 1:1
Phantom section: TCoil Section
DASY5 Configuration:
- Probe: AM1DV3 - 3140; ; Calibrated: 2019-09-16
- Sensor-Surface: 0mm (Fix Surface)
- Electronics: DAE4 Sn1447; Calibrated: 2020-03-20
- Phantom: HAC Test Arch with AMCC; Type: SD HAC P01 BB
- Measurement SW: DASY52, Version 52.10 (4);SEMCAD X Version 14.6.14 (7483)

## T-Coil scan (scan for ANSI C63.19 2011 compliance)/VoWiFi 11b ch.6 1Mbps WB AMR 6.6/z (axial) WB AMR 6.6/ABM Interpolated Signal(x,y,z) (121x121x1): Interpolated grid: dx=1.000 mm, dy=1.000 mm

Signal Type: Audio File (.wav) 48k_voice_1kHz_1s.wav
Output Gain: 15.33
Measure Window Start: 300ms
Measure Window Length: 1000ms
BWC applied: 0.16 dB
Device Reference Point: 0, 0, -6.3 mm

**Cursor:**
ABM1/ABM2 = 49.72 dB
ABM1 = 7.72 dBA/m
ABM2 = -42.00 dBA/m
BWC Factor = 0.16 dB
Location: 15.8, -5, 3.7 mm




0 dB = 1.000 A/m = 0.00 dBA/m

## VoWiFi

Communication System: UID 0, IEEE 802.11b/g/n 2.4 GHz Band (0); Frequency: 2437 MHz; Duty Cycle: 1:1
Phantom section: TCoil Section
DASY5 Configuration:
- Probe: AM1DV3 - 3140; ; Calibrated: 2019-09-16
- Sensor-Surface: 0mm (Fix Surface)
- Electronics: DAE4 Sn1447; Calibrated: 2020-03-20
- Phantom: HAC Test Arch with AMCC; Type: SD HAC P01 BB
- Measurement SW: DASY52, Version 52.10 (4);SEMCAD X Version 14.6.14 (7483)

## T-Coil scan (scan for ANSI C63.19 2011 compliance)/VoWiFi 11b ch.6 1Mbps WB AMR 6.6/y (transversal) WB AMR 6.6/ABM Interpolated Signal(x,y,z) (121x121x1): Interpolated grid: dx=1.000 mm, dy=1.000 mm

Signal Type: Audio File (.wav) 48k_voice_1kHz_1s.wav
Output Gain: 15.33
Measure Window Start: 300ms
Measure Window Length: 1000ms
BWC applied: 0.16 dB
Device Reference Point: 0, 0, -6.3 mm

**Cursor:**
ABM1/ABM2 = 39.49 dB
ABM1 = 1.65 dBA/m
ABM2 = -37.84 dBA/m
BWC Factor = 0.16 dB
Location: 17.1, 5.8, 3.7 mm




0 dB = 1.000 A/m = 0.00 dBA/m

## VoWiFi

Communication System: UID 0, IEEE 802.11a/n/ac 5 GHz Band (0); Frequency: 5200 MHz;Duty Cycle: 1:1

### T-Coil scan (scan for ANSI C63.19 2011 compliance)/VoWiFi 11a ch40 6Mbps WB AMR 6.6/z (axial) wideband at best S/N/ABM Freq Resp(x,y,z,f) (1x1x1): Measurement grid: dx=10mm, dy=10mm

Signal Type: Audio File (.wav) 48k_voice_300-3000_2s.wav
Output Gain: 30.06
Measure Window Start: 300ms
Measure Window Length: 2000ms
BWC applied: 10.80 dB
Device Reference Point: 0, 0, -6.3 mm

| Category | Telephone parameters WD signal quality [(signal+noise)-to-noise ratio in decibels] |
|---|---|
| Category T1 | 0 dB to 10 dB |
| Category T2 | 10 dB to 20 dB |
| Category T3 | 20 dB to 30 dB |
| Category T4 | > 30 dB |

**Cursor:**
Diff = 1.92 dB
BWC Factor = 10.80 dB
Location: 17.5, -5, 3.7 mm

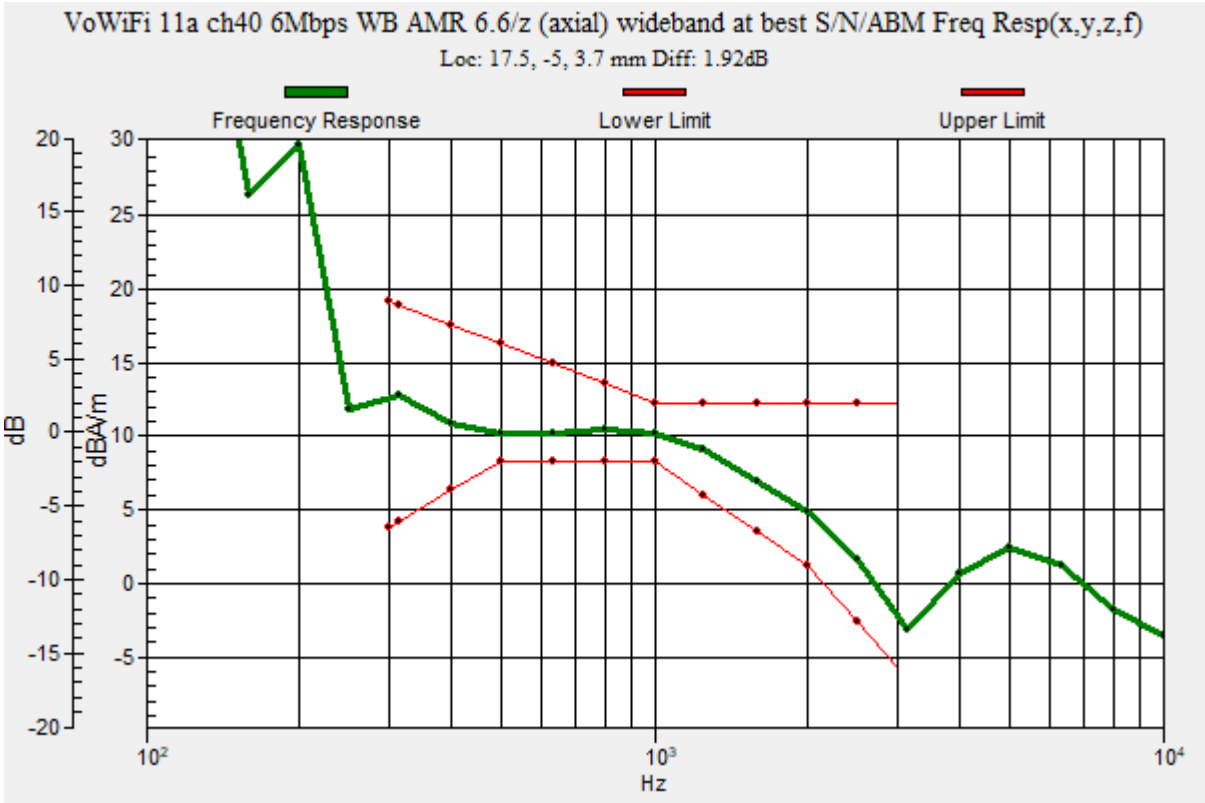

## VoWiFi

Communication System: UID 0, IEEE 802.11a/n/ac 5 GHz Band (0); Frequency: 5200 MHz; Duty Cycle: 1:1
Phantom section: TCoil Section
DASY5 Configuration:
- Probe: AM1DV3 - 3140; ; Calibrated: 2019-09-16
- Sensor-Surface: 0mm (Fix Surface)
- Electronics: DAE4 Sn1447; Calibrated: 2020-03-20
- Phantom: HAC Test Arch with AMCC; Type: SD HAC P01 BB
- Measurement SW: DASY52, Version 52.10 (4);SEMCAD X Version 14.6.14 (7483)

## T-Coil scan (scan for ANSI C63.19 2011 compliance)/VoWiFi 11a ch40 6Mbps WB AMR 6.6/z (axial) 4.2mm 50x50/ABM Interpolated Signal(x,y,z) (121x121x1): Interpolated grid: dx=1.000 mm, dy=1.000 mm

Signal Type: Audio File (.wav) 48k_voice_1kHz_1s.wav
Output Gain: 15.33
Measure Window Start: 300ms
Measure Window Length: 1000ms
BWC applied: 0.16 dB
Device Reference Point: 0, 0, -6.3 mm

**Cursor:**
ABM1/ABM2 = 56.27 dB
ABM1 = 9.12 dBA/m
ABM2 = -47.15 dBA/m
BWC Factor = 0.16 dB
Location: 17.5, -5, 3.7 mm




0 dB = 1.000 A/m = 0.00 dBA/m

## VoWiFi

Communication System: UID 0, IEEE 802.11a/n/ac 5 GHz Band (0); Frequency: 5200 MHz; Duty Cycle: 1:1
Phantom section: TCoil Section
DASY5 Configuration:
- Probe: AM1DV3 - 3140; ; Calibrated: 2019-09-16
- Sensor-Surface: 0mm (Fix Surface)
- Electronics: DAE4 Sn1447; Calibrated: 2020-03-20
- Phantom: HAC Test Arch with AMCC; Type: SD HAC P01 BB
- Measurement SW: DASY52, Version 52.10 (4);SEMCAD X Version 14.6.14 (7483)

## T-Coil scan (scan for ANSI C63.19 2011 compliance)/VoWiFi 11a ch40 6Mbps WB AMR 6.6/y (transversal) 4.2mm 50x50/ABM Interpolated Signal(x,y,z) (121x121x1): Interpolated grid: dx=1.000 mm, dy=1.000 mm

Signal Type: Audio File (.wav) 48k_voice_1kHz_1s.wav
Output Gain: 15.33
Measure Window Start: 300ms
Measure Window Length: 1000ms
BWC applied: 0.16 dB
Device Reference Point: 0, 0, -6.3 mm

**Cursor:**
ABM1/ABM2 = 44.21 dB
ABM1 = -0.11 dBA/m
ABM2 = -44.32 dBA/m
BWC Factor = 0.16 dB
Location: 19.2, 4.6, 3.7 mm




0 dB = 1.000 A/m = 0.00 dBA/m

## VoWiFi

Communication System: UID 0, IEEE 802.11a/n/ac 5 GHz Band (0); Frequency: 5280 MHz;Duty Cycle: 1:1

### T-Coil scan (scan for ANSI C63.19 2011 compliance)/VoWiFi 11a ch56 6Mbps WB AMR 6.6/z (axial) wideband at best S/N/ABM Freq Resp(x,y,z,f) (1x1x1): Measurement grid: dx=10mm, dy=10mm

Signal Type: Audio File (.wav) 48k_voice_300-3000_2s.wav
Output Gain: 30.06
Measure Window Start: 300ms
Measure Window Length: 2000ms
BWC applied: 10.80 dB
Device Reference Point: 0, 0, -6.3 mm

| Category | Telephone parameters WD signal quality [(signal+noise)-to-noise ratio in decibels] |
|---|---|
| Category T1 | 0 dB to 10 dB |
| Category T2 | 10 dB to 20 dB |
| Category T3 | 20 dB to 30 dB |
| Category T4 | > 30 dB |

**Cursor:**
Diff = 1.73 dB
BWC Factor = 10.80 dB
Location: 16.7, -7.9, 3.7 mm

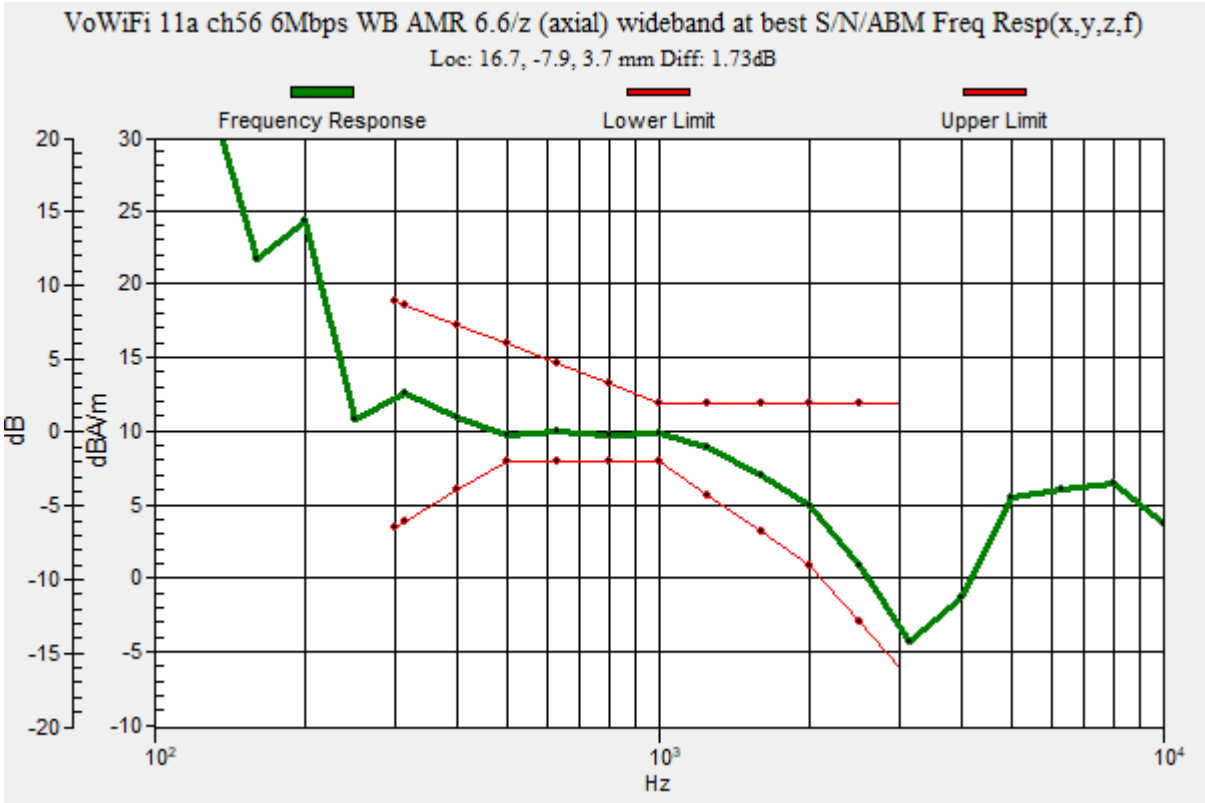

## VoWiFi

Communication System: UID 0, IEEE 802.11a/n/ac 5 GHz Band (0); Frequency: 5280 MHz; Duty Cycle: 1:1
Phantom section: TCoil Section
DASY5 Configuration:
- Probe: AM1DV3 - 3140; ; Calibrated: 2019-09-16
- Sensor-Surface: 0mm (Fix Surface)
- Electronics: DAE4 Sn1447; Calibrated: 2020-03-20
- Phantom: HAC Test Arch with AMCC; Type: SD HAC P01 BB
- Measurement SW: DASY52, Version 52.10 (4);SEMCAD X Version 14.6.14 (7483)

## T-Coil scan (scan for ANSI C63.19 2011 compliance)/VoWiFi 11a ch56 6Mbps WB AMR 6.6/z (axial) 4.2mm 50x50/ABM Interpolated Signal(x,y,z) (121x121x1): Interpolated grid:

dx=1.000 mm, dy=1.000 mm
Signal Type: Audio File (.wav) 48k_voice_1kHz_1s.wav
Output Gain: 15.33
Measure Window Start: 300ms
Measure Window Length: 1000ms
BWC applied: 0.16 dB
Device Reference Point: 0, 0, -6.3 mm

**Cursor:**
ABM1/ABM2 = 52.14 dB
ABM1 = 8.77 dBA/m
ABM2 = -43.37 dBA/m
BWC Factor = 0.16 dB
Location: 16.7, -7.9, 3.7 mm




0 dB = 1.000 A/m = 0.00 dBA/m

## VoWiFi

Communication System: UID 0, IEEE 802.11a/n/ac 5 GHz Band (0); Frequency: 5280 MHz; Duty Cycle: 1:1
Phantom section: TCoil Section
DASY5 Configuration:
- Probe: AM1DV3 - 3140; ; Calibrated: 2019-09-16
- Sensor-Surface: 0mm (Fix Surface)
- Electronics: DAE4 Sn1447; Calibrated: 2020-03-20
- Phantom: HAC Test Arch with AMCC; Type: SD HAC P01 BB
- Measurement SW: DASY52, Version 52.10 (4);SEMCAD X Version 14.6.14 (7483)

## T-Coil scan (scan for ANSI C63.19 2011 compliance)/VoWiFi 11a ch56 6Mbps WB AMR 6.6/y (transversal) 4.2mm 50x50/ABM Interpolated Signal(x,y,z) (121x121x1): Interpolated grid: dx=1.000 mm, dy=1.000 mm

Signal Type: Audio File (.wav) 48k_voice_1kHz_1s.wav
Output Gain: 15.33
Measure Window Start: 300ms
Measure Window Length: 1000ms
BWC applied: 0.16 dB
Device Reference Point: 0, 0, -6.3 mm

**Cursor:**
ABM1/ABM2 = 45.07 dB
ABM1 = 0.86 dBA/m
ABM2 = -44.21 dBA/m
BWC Factor = 0.16 dB
Location: 17.5, -16.3, 3.7 mm




0 dB = 1.000 A/m = 0.00 dBA/m

## VoWiFi

Communication System: UID 0, IEEE 802.11a/n/ac 5 GHz Band (0); Frequency: 5600 MHz;Duty Cycle: 1:1

### T-Coil scan (scan for ANSI C63.19 2011 compliance)/VoWiFi 11a ch120 6Mbps WB AMR 6.6/z (axial) wideband at best S/N/ABM Freq Resp(x,y,z,f) (1x1x1): Measurement grid: dx=10mm, dy=10mm

Signal Type: Audio File (.wav) 48k_voice_300-3000_2s.wav
Output Gain: 30.06
Measure Window Start: 300ms
Measure Window Length: 2000ms
BWC applied: 10.80 dB
Device Reference Point: 0, 0, -6.3 mm

| Category | Telephone parameters WD signal quality [(signal+noise)-to-noise ratio in decibels] |
|---|---|
| Category T1 | 0 dB to 10 dB |
| Category T2 | 10 dB to 20 dB |
| Category T3 | 20 dB to 30 dB |
| Category T4 | > 30 dB |

**Cursor:**
Diff = 1.31 dB
BWC Factor = 10.80 dB
Location: 16.7, -7.5, 3.7 mm

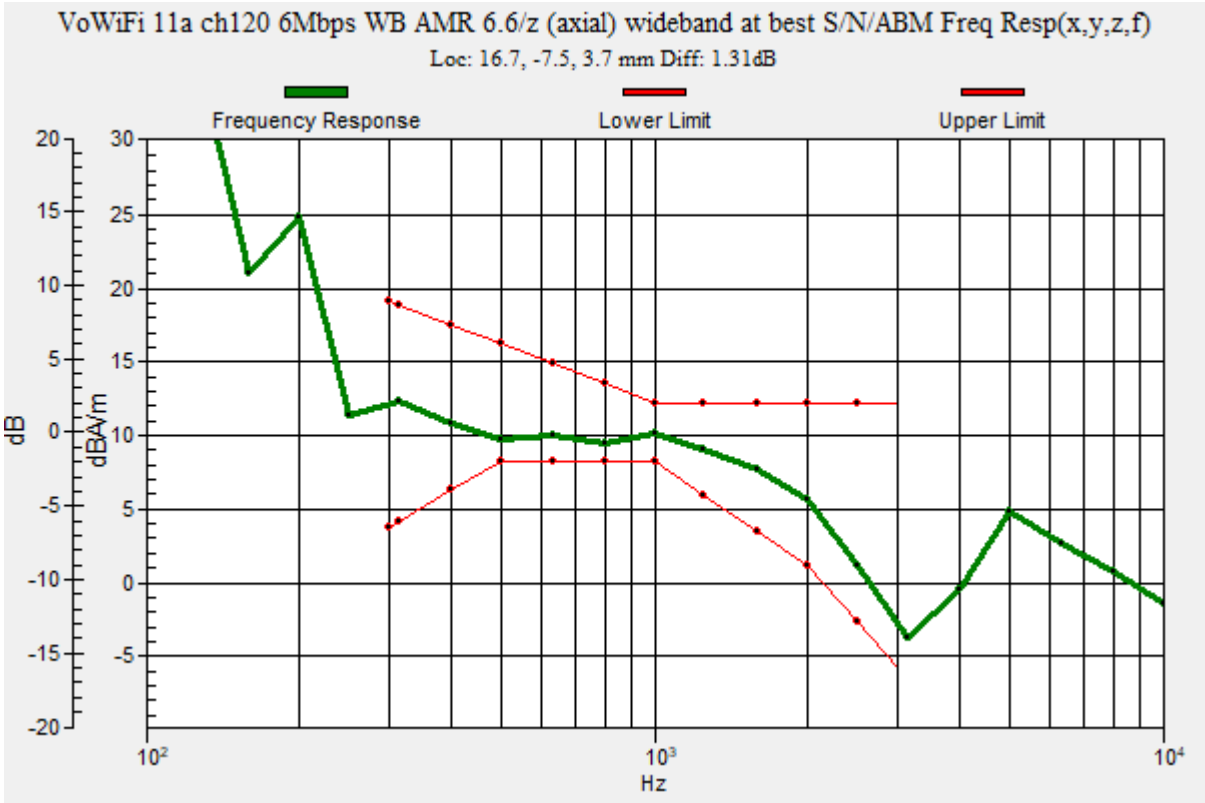

## VoWiFi

Communication System: UID 0, IEEE 802.11a/n/ac 5 GHz Band (0); Frequency: 5600 MHz; Duty Cycle: 1:1
Phantom section: TCoil Section
DASY5 Configuration:
- Probe: AM1DV3 - 3140; ; Calibrated: 2019-09-16
- Sensor-Surface: 0mm (Fix Surface)
- Electronics: DAE4 Sn1447; Calibrated: 2020-03-20
- Phantom: HAC Test Arch with AMCC; Type: SD HAC P01 BB
- Measurement SW: DASY52, Version 52.10 (4);SEMCAD X Version 14.6.14 (7483)

## T-Coil scan (scan for ANSI C63.19 2011 compliance)/VoWiFi 11a ch120 6Mbps WB AMR 6.6/z (axial) 4.2mm 50x50/ABM Interpolated Signal(x,y,z) (121x121x1): Interpolated grid:

dx=1.000 mm, dy=1.000 mm
Signal Type: Audio File (.wav) 48k_voice_1kHz_1s.wav
Output Gain: 15.33
Measure Window Start: 300ms
Measure Window Length: 1000ms
BWC applied: 0.16 dB
Device Reference Point: 0, 0, -6.3 mm

**Cursor:**
ABM1/ABM2 = 53.82 dB
ABM1 = 8.56 dBA/m
ABM2 = -45.26 dBA/m
BWC Factor = 0.16 dB
Location: 16.7, -7.5, 3.7 mm




0 dB = 1.000 A/m = 0.00 dBA/m

## VoWiFi

Communication System: UID 0, IEEE 802.11a/n/ac 5 GHz Band (0); Frequency: 5600 MHz; Duty Cycle: 1:1
Phantom section: TCoil Section
DASY5 Configuration:
- Probe: AM1DV3 - 3140; ; Calibrated: 2019-09-16
- Sensor-Surface: 0mm (Fix Surface)
- Electronics: DAE4 Sn1447; Calibrated: 2020-03-20
- Phantom: HAC Test Arch with AMCC; Type: SD HAC P01 BB
- Measurement SW: DASY52, Version 52.10 (4);SEMCAD X Version 14.6.14 (7483)

## T-Coil scan (scan for ANSI C63.19 2011 compliance)/VoWiFi 11a ch120 6Mbps WB AMR 6.6/y (transversal) 4.2mm 50x50/ABM Interpolated Signal(x,y,z) (121x121x1): Interpolated grid: dx=1.000 mm, dy=1.000 mm

Signal Type: Audio File (.wav) 48k_voice_1kHz_1s.wav
Output Gain: 15.33
Measure Window Start: 300ms
Measure Window Length: 1000ms
BWC applied: 0.16 dB
Device Reference Point: 0, 0, -6.3 mm

**Cursor:**
ABM1/ABM2 = 47.08 dB
ABM1 = 1.45 dBA/m
ABM2 = -45.63 dBA/m
BWC Factor = 0.16 dB
Location: 17.1, 4.2, 3.7 mm




0 dB = 1.000 A/m = 0.00 dBA/m

## VoWiFi

Communication System: UID 0, IEEE 802.11a/n/ac 5 GHz Band (0); Frequency: 5785 MHz;Duty Cycle: 1:1

### T-Coil scan (scan for ANSI C63.19 2011 compliance)/VoWiFi 11a ch157 6Mbps WB AMR 6.6/z (axial) wideband at best S/N/ABM Freq Resp(x,y,z,f) (1x1x1): Measurement grid: dx=10mm, dy=10mm

Signal Type: Audio File (.wav) 48k_voice_300-3000_2s.wav
Output Gain: 30.06
Measure Window Start: 300ms
Measure Window Length: 2000ms
BWC applied: 10.80 dB
Device Reference Point: 0, 0, -6.3 mm

| Category | Telephone parameters WD signal quality [(signal+noise)-to-noise ratio in decibels] |
|---|---|
| Category T1 | 0 dB to 10 dB |
| Category T2 | 10 dB to 20 dB |
| Category T3 | 20 dB to 30 dB |
| Category T4 | > 30 dB |

**Cursor:**
Diff = 1.53 dB
BWC Factor = 10.80 dB
Location: 16.7, -7.9, 3.7 mm

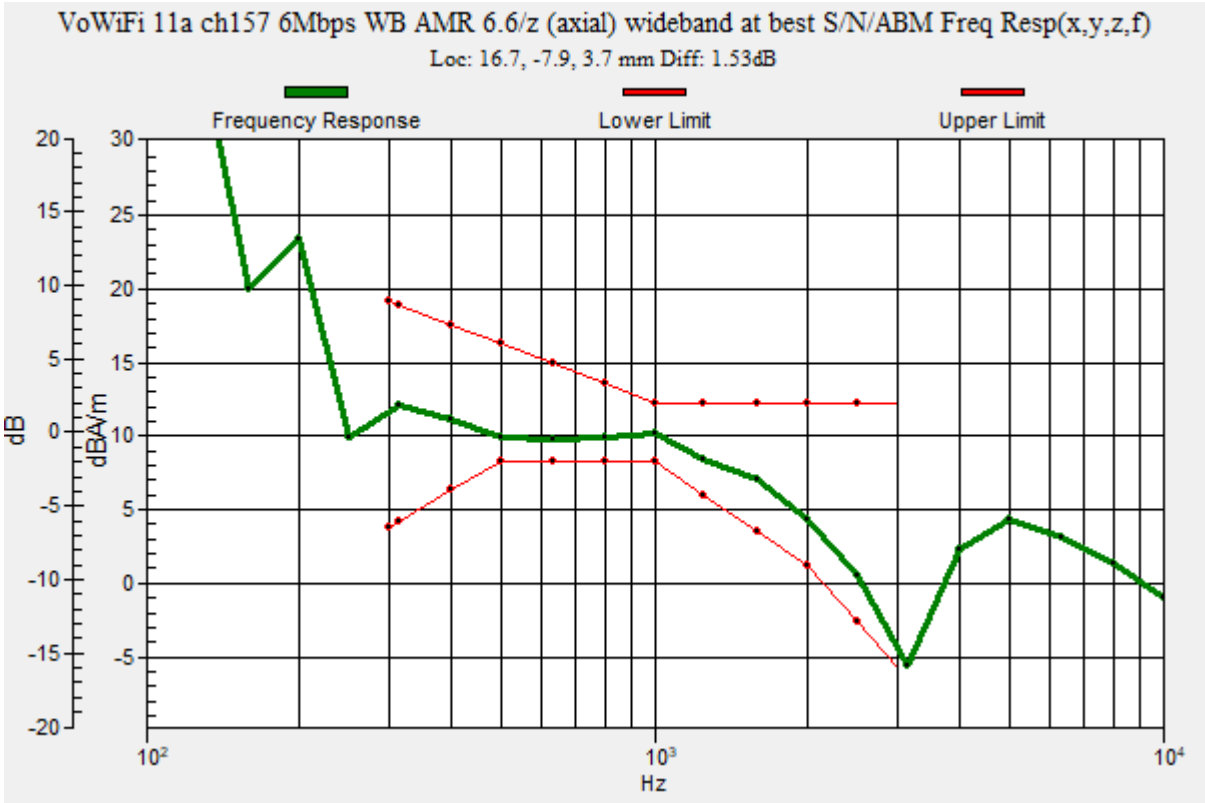

## VoWiFi

Communication System: UID 0, IEEE 802.11a/n/ac 5 GHz Band (0); Frequency: 5785 MHz; Duty Cycle: 1:1
Phantom section: TCoil Section
DASY5 Configuration:
- Probe: AM1DV3 - 3140; ; Calibrated: 2019-09-16
- Sensor-Surface: 0mm (Fix Surface)
- Electronics: DAE4 Sn1447; Calibrated: 2020-03-20
- Phantom: HAC Test Arch with AMCC; Type: SD HAC P01 BB
- Measurement SW: DASY52, Version 52.10 (4);SEMCAD X Version 14.6.14 (7483)

## T-Coil scan (scan for ANSI C63.19 2011 compliance)/VoWiFi 11a ch157 6Mbps WB AMR 6.6/z (axial) 4.2mm 50x50/ABM Interpolated Signal(x,y,z) (121x121x1): Interpolated grid:

dx=1.000 mm, dy=1.000 mm
Signal Type: Audio File (.wav) 48k_voice_1kHz_1s.wav
Output Gain: 15.33
Measure Window Start: 300ms
Measure Window Length: 1000ms
BWC applied: 0.16 dB
Device Reference Point: 0, 0, -6.3 mm

**Cursor:**
ABM1/ABM2 = 53.20 dB
ABM1 = 8.16 dBA/m
ABM2 = -45.04 dBA/m
BWC Factor = 0.16 dB
Location: 16.7, -7.9, 3.7 mm




0 dB = 1.000 A/m = 0.00 dBA/m

## VoWiFi

Communication System: UID 0, IEEE 802.11a/n/ac 5 GHz Band (0); Frequency: 5785 MHz; Duty Cycle: 1:1
Phantom section: TCoil Section
DASY5 Configuration:
- Probe: AM1DV3 - 3140; ; Calibrated: 2019-09-16
- Sensor-Surface: 0mm (Fix Surface)
- Electronics: DAE4 Sn1447; Calibrated: 2020-03-20
- Phantom: HAC Test Arch with AMCC; Type: SD HAC P01 BB
- Measurement SW: DASY52, Version 52.10 (4);SEMCAD X Version 14.6.14 (7483)

## T-Coil scan (scan for ANSI C63.19 2011 compliance)/VoWiFi 11a ch157 6Mbps WB AMR 6.6/y (transversal) 4.2mm 50x50/ABM Interpolated Signal(x,y,z) (121x121x1): Interpolated grid: dx=1.000 mm, dy=1.000 mm

Signal Type: Audio File (.wav) 48k_voice_1kHz_1s.wav
Output Gain: 15.33
Measure Window Start: 300ms
Measure Window Length: 1000ms
BWC applied: 0.16 dB
Device Reference Point: 0, 0, -6.3 mm

**Cursor:**
ABM1/ABM2 = 46.40 dB
ABM1 = 1.17 dBA/m
ABM2 = -45.23 dBA/m
BWC Factor = 0.16 dB
Location: 16.7, 4.2, 3.7 mm




0 dB = 1.000 A/m = 0.00 dBA/m

## OTT EDGE

Communication System: UID 0, GPRS-FDD (TDMA, GMSK, 2 slot) (0); Frequency: 836.6 MHz;Duty Cycle: 1:4.00037

### T-Coil scan (scan for ANSI C63.19 2011 compliance)/GSM850 EGPRS 2slots ch190 codec 6/z (axial) wideband at best codec 6/ABM Freq Resp(x,y,z,f) (1x1x1): Measurement grid: dx=10mm, dy=10mm

Signal Type: Audio File (.wav) 48k_voice_300-3000_2s.wav
Output Gain: 39.36
Measure Window Start: 10000ms
Measure Window Length: 6000ms
BWC applied: 10.80 dB
Device Reference Point: 0, 0, -6.3 mm

| Category | Telephone parameters WD signal quality [(signal+noise)-to-noise ratio in decibels] |
|---|---|
| Category T1 | 0 dB to 10 dB |
| Category T2 | 10 dB to 20 dB |
| Category T3 | 20 dB to 30 dB |
| Category T4 | > 30 dB |

**Cursor:**
Diff = 2.00 dB
BWC Factor = 10.80 dB
Location: 17.9, -5.8, 3.7 mm

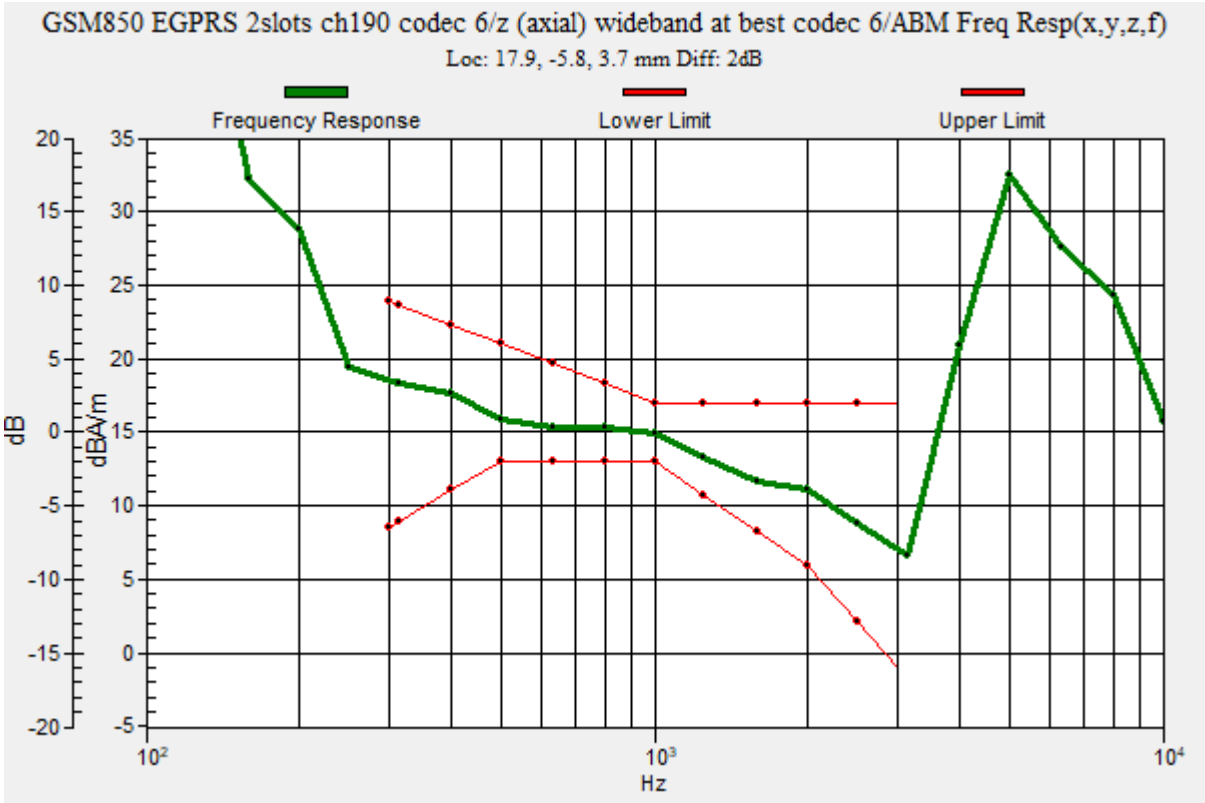

# OTT EDGE

Communication System: UID 0, GPRS-FDD (TDMA, GMSK, 2 slot) (0); Frequency: 836.6 MHz; Duty Cycle: 1:4.00037
Phantom section: TCoil Section
DASY5 Configuration:
- Probe: AM1DV3 - 3140; ; Calibrated: 2019-09-16
- Sensor-Surface: 0mm (Fix Surface)
- Electronics: DAE4 Sn1447; Calibrated: 2020-03-20
- Phantom: HAC Test Arch with AMCC; Type: SD HAC P01 BB
- Measurement SW: DASY52, Version 52.10 (4);SEMCAD X Version 14.6.14 (7483)

## T-Coil scan (scan for ANSI C63.19 2011 compliance)/GSM850 EGPRS 2slots ch190 codec 6/z (axial) 4.2mm 50x50 codec 6/ABM Interpolated Signal(x,y,z) (121x121x1):

Interpolated grid: dx=1.000 mm, dy=1.000 mm
Signal Type: Audio File (.wav) 48k_voice_1kHz_1s.wav
Output Gain: 20.07
Measure Window Start: 300ms
Measure Window Length: 3000ms
BWC applied: 0.16 dB
Device Reference Point: 0, 0, -6.3 mm

**Cursor:**
ABM1/ABM2 = 38.59 dB
ABM1 = 12.77 dBA/m
ABM2 = -25.82 dBA/m
BWC Factor = 0.16 dB
Location: 17.9, -5.8, 3.7 mm




0 dB = 1.000 A/m = 0.00 dBA/m

# OTT EDGE

Communication System: UID 0, GPRS-FDD (TDMA, GMSK, 2 slot) (0); Frequency: 836.6 MHz; Duty Cycle: 1:4.00037
Phantom section: TCoil Section
DASY5 Configuration:
- Probe: AM1DV3 - 3140; ; Calibrated: 2019-09-16
- Sensor-Surface: 0mm (Fix Surface)
- Electronics: DAE4 Sn1447; Calibrated: 2020-03-20
- Phantom: HAC Test Arch with AMCC; Type: SD HAC P01 BB
- Measurement SW: DASY52, Version 52.10 (4);SEMCAD X Version 14.6.14 (7483)

## T-Coil scan (scan for ANSI C63.19 2011 compliance)/GSM850 EGPRS 2slots ch190 codec 6/y (transversal) 4.2mm 50x50 codec 6/ABM Interpolated Signal(x,y,z) (121x121x1): Interpolated grid: dx=1.000 mm, dy=1.000 mm

Signal Type: Audio File (.wav) 48k_voice_1kHz_1s.wav
Output Gain: 20.07
Measure Window Start: 300ms
Measure Window Length: 3000ms
BWC applied: 0.16 dB
Device Reference Point: 0, 0, -6.3 mm

**Cursor:**
ABM1/ABM2 = 40.24 dB
ABM1 = 4.49 dBA/m
ABM2 = -35.75 dBA/m
BWC Factor = 0.16 dB
Location: 17.1, 6.2, 3.7 mm




0 dB = 1.000 A/m = 0.00 dBA/m

# OTT EDGE

Communication System: UID 0, GPRS-FDD (TDMA, GMSK, 2 slot) (0); Frequency: 1880 MHz;Duty Cycle: 1:4.00037

## T-Coil scan (scan for ANSI C63.19 2011 compliance)/GSM1900 EGPRS 2slots ch661 codec 6/z (axial) wideband at best S/N codec 6/ABM Freq Resp(x,y,z,f) (1x1x1):

Measurement grid: dx=10mm, dy=10mm
Signal Type: Audio File (.wav) 48k_voice_300-3000_2s.wav
Output Gain: 39.36
Measure Window Start: 10000ms
Measure Window Length: 6000ms
BWC applied: 10.80 dB
Device Reference Point: 0, 0, -6.3 mm

| Category | Telephone parameters WD signal quality [(signal+noise)-to-noise ratio in decibels] |
|---|---|
| Category T1 | 0 dB to 10 dB |
| Category T2 | 10 dB to 20 dB |
| Category T3 | 20 dB to 30 dB |
| Category T4 | > 30 dB |

**Cursor:**
Diff = 2.00 dB
BWC Factor = 10.80 dB
Location: 16.7, -7.5, 3.7 mm

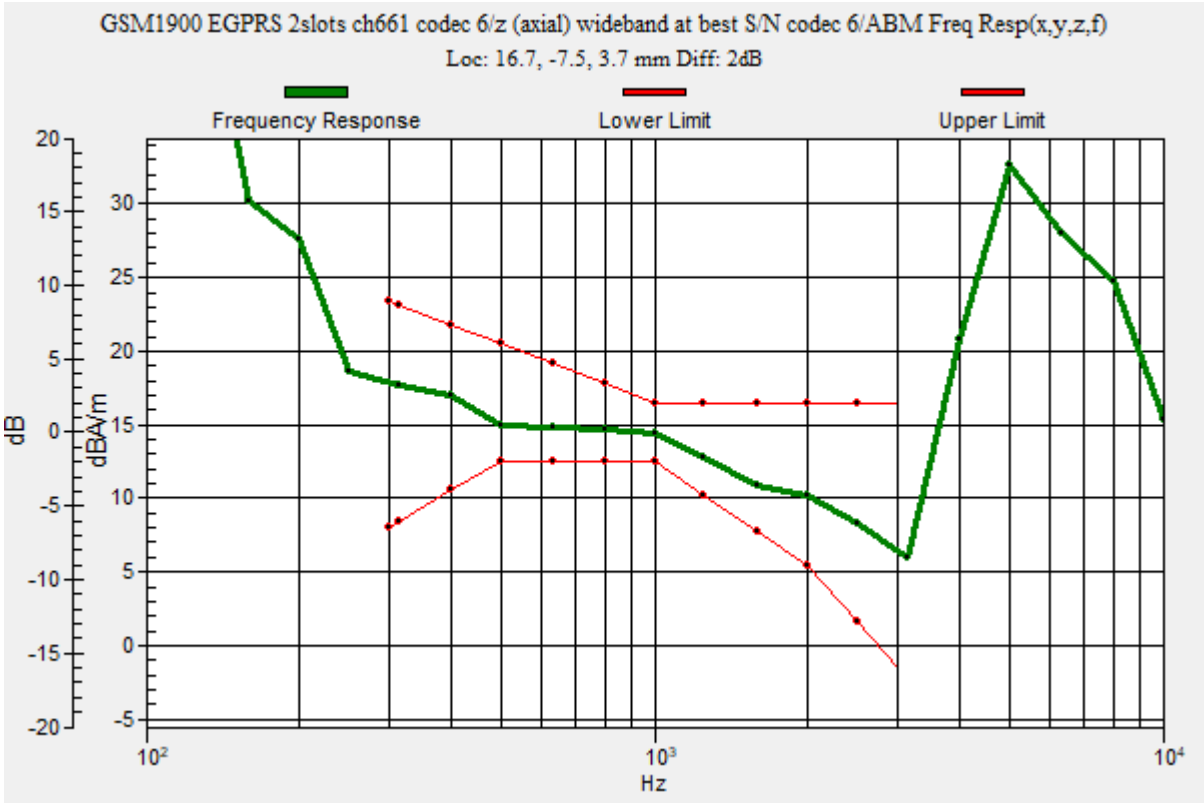

# OTT EDGE

Communication System: UID 0, GPRS-FDD (TDMA, GMSK, 2 slot) (0); Frequency: 1880 MHz; Duty Cycle: 1:4.00037
Phantom section: TCoil Section
DASY5 Configuration:
- Probe: AM1DV3 - 3140; ; Calibrated: 2019-09-16
- Sensor-Surface: 0mm (Fix Surface)
- Electronics: DAE4 Sn1447; Calibrated: 2020-03-20
- Phantom: HAC Test Arch with AMCC; Type: SD HAC P01 BB
- Measurement SW: DASY52, Version 52.10 (4);SEMCAD X Version 14.6.14 (7483)

## T-Coil scan (scan for ANSI C63.19 2011 compliance)/GSM1900 EGPRS 2slots ch661 codec 6/z (axial) 4.2mm 50 x 50 codec 6/ABM Interpolated Signal(x,y,z) (121x121x1):

Interpolated grid: dx=1.000 mm, dy=1.000 mm
Signal Type: Audio File (.wav) 48k_voice_1kHz_1s.wav
Output Gain: 20.07
Measure Window Start: 300ms
Measure Window Length: 3000ms
BWC applied: 0.16 dB
Device Reference Point: 0, 0, -6.3 mm

**Cursor:**
ABM1/ABM2 = 40.35 dB
ABM1 = 11.58 dBA/m
ABM2 = -28.77 dBA/m
BWC Factor = 0.16 dB
Location: 16.7, -7.5, 3.7 mm




0 dB = 1.000 A/m = 0.00 dBA/m

# OTT EDGE

Communication System: UID 0, GPRS-FDD (TDMA, GMSK, 2 slot) (0); Frequency: 1880 MHz; Duty Cycle: 1:4.00037
Phantom section: TCoil Section
DASY5 Configuration:
- Probe: AM1DV3 - 3140; ; Calibrated: 2019-09-16
- Sensor-Surface: 0mm (Fix Surface)
- Electronics: DAE4 Sn1447; Calibrated: 2020-03-20
- Phantom: HAC Test Arch with AMCC; Type: SD HAC P01 BB
- Measurement SW: DASY52, Version 52.10 (4);SEMCAD X Version 14.6.14 (7483)

## T-Coil scan (scan for ANSI C63.19 2011 compliance)/GSM1900 EGPRS 2slots ch661 codec 6/y (transversal) 4.2mm 50x50 codec 6/ABM Interpolated Signal(x,y,z) (121x121x1): Interpolated grid: dx=1.000 mm, dy=1.000 mm

Signal Type: Audio File (.wav) 48k_voice_1kHz_1s.wav
Output Gain: 20.07
Measure Window Start: 300ms
Measure Window Length: 3000ms
BWC applied: 0.16 dB
Device Reference Point: 0, 0, -6.3 mm

**Cursor:**
ABM1/ABM2 = 42.33 dB
ABM1 = 4.97 dBA/m
ABM2 = -37.36 dBA/m
BWC Factor = 0.16 dB
Location: 16.7, 5, 3.7 mm




0 dB = 1.000 A/m = 0.00 dBA/m

# OTT HSUPA

Communication System: UID 0, UMTS-FDD (WCDMA) (0); Frequency: 1880 MHz;Duty Cycle: 1:1

## T-Coil scan (scan for ANSI C63.19 2011 compliance)/WCDMA Band II_HSUPA Subtest 1 ch.9400/z (axial) wideband at best S/N/ABM Freq Resp(x,y,z,f) (1x1x1): Measurement grid: dx=10mm, dy=10mm

Signal Type: Audio File (.wav) 48k_voice_300-3000_2s.wav
Output Gain: 39.36
Measure Window Start: 300ms
Measure Window Length: 2000ms
BWC applied: 10.80 dB
Device Reference Point: 0, 0, -6.3 mm

| Category | Telephone parameters WD signal quality [(signal+noise)-to-noise ratio in decibels] |
|---|---|
| Category T1 | 0 dB to 10 dB |
| Category T2 | 10 dB to 20 dB |
| Category T3 | 20 dB to 30 dB |
| Category T4 | > 30 dB |

**Cursor:**
Diff = 1.48 dB
BWC Factor = 10.80 dB
Location: 15.8, -5.8, 3.7 mm

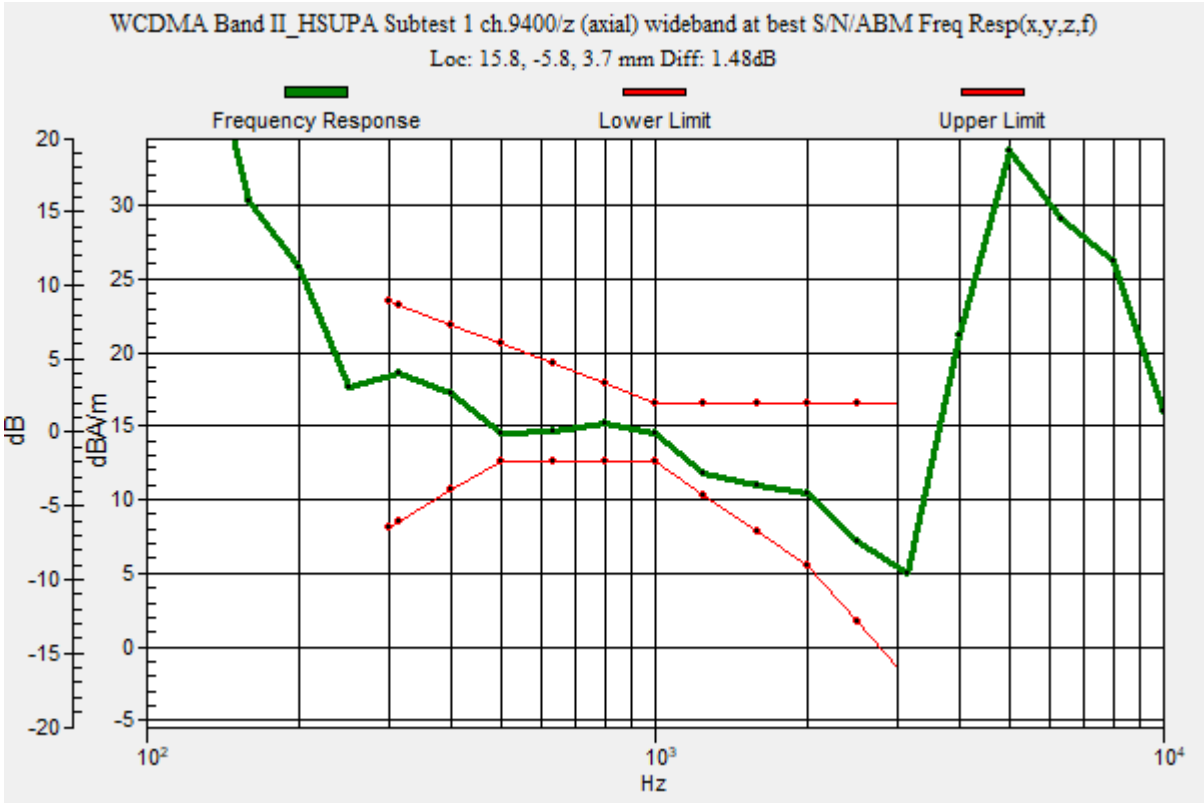

# OTT HSUPA

Communication System: UID 0, UMTS-FDD (WCDMA) (0); Frequency: 1880 MHz; Duty Cycle: 1:1
Phantom section: TCoil Section
DASY5 Configuration:
- Probe: AM1DV3 - 3140; ; Calibrated: 2019-09-16
- Sensor-Surface: 0mm (Fix Surface)
- Electronics: DAE4 Sn1447; Calibrated: 2020-03-20
- Phantom: HAC Test Arch with AMCC; Type: SD HAC P01 BB
- Measurement SW: DASY52, Version 52.10 (4);SEMCAD X Version 14.6.14 (7483)

## T-Coil scan (scan for ANSI C63.19 2011 compliance)/WCDMA Band II_HSUPA Subtest 1 ch.9400/z (axial) 4.2mm 50 x 50/ABM Interpolated Signal(x,y,z) (121x121x1): Interpolated grid: dx=1.000 mm, dy=1.000 mm

Signal Type: Audio File (.wav) 48k_voice_1kHz_1s.wav
Output Gain: 20.07
Measure Window Start: 300ms
Measure Window Length: 3000ms
BWC applied: 0.16 dB
Device Reference Point: 0, 0, -6.3 mm

**Cursor:**
ABM1/ABM2 = 59.27 dB
ABM1 = 14.66 dBA/m
ABM2 = -44.61 dBA/m
BWC Factor = 0.16 dB
Location: 15.8, -5.8, 3.7 mm




0 dB = 1.000 A/m = 0.00 dBA/m

# OTT HSUPA

Communication System: UID 0, UMTS-FDD (WCDMA) (0); Frequency: 1880 MHz; Duty Cycle: 1:1
Phantom section: TCoil Section
DASY5 Configuration:
- Probe: AM1DV3 - 3140; ; Calibrated: 2019-09-16
- Sensor-Surface: 0mm (Fix Surface)
- Electronics: DAE4 Sn1447; Calibrated: 2020-03-20
- Phantom: HAC Test Arch with AMCC; Type: SD HAC P01 BB
- Measurement SW: DASY52, Version 52.10 (4);SEMCAD X Version 14.6.14 (7483)

## T-Coil scan (scan for ANSI C63.19 2011 compliance)/WCDMA Band II_HSUPA Subtest 1 ch.9400/y (transversal) 4.2mm 50 x 50/ABM Interpolated Signal(x,y,z) (121x121x1):

Interpolated grid: dx=1.000 mm, dy=1.000 mm
Signal Type: Audio File (.wav) 48k_voice_1kHz_1s.wav
Output Gain: 20.07
Measure Window Start: 300ms
Measure Window Length: 1000ms
BWC applied: 0.16 dB
Device Reference Point: 0, 0, -6.3 mm

**Cursor:**
ABM1/ABM2 = 49.03 dB
ABM1 = 7.34 dBA/m
ABM2 = -41.69 dBA/m
BWC Factor = 0.16 dB
Location: 17.5, 5, 3.7 mm




0 dB = 1.000 A/m = 0.00 dBA/m

# OTT HSUPA

Communication System: UID 0, UMTS-FDD (WCDMA) (0); Frequency: 1732.6 MHz;Duty Cycle: 1:1

## T-Coil scan (scan for ANSI C63.19 2011 compliance)/WCDMA Band IV_HSUPA Subtest 1 ch.1413/z (axial) wideband at best S/N/ABM Freq Resp(x,y,z,f) (1x1x1): Measurement grid: dx=10mm, dy=10mm

Signal Type: Audio File (.wav) 48k_voice_300-3000_2s.wav
Output Gain: 39.36
Measure Window Start: 300ms
Measure Window Length: 2000ms
BWC applied: 10.80 dB
Device Reference Point: 0, 0, -6.3 mm

| Category | Telephone parameters WD signal quality [(signal+noise)-to-noise ratio in decibels] |
|---|---|
| Category T1 | 0 dB to 10 dB |
| Category T2 | 10 dB to 20 dB |
| Category T3 | 20 dB to 30 dB |
| Category T4 | > 30 dB |

**Cursor:**
Diff = 2.00 dB
BWC Factor = 10.80 dB
Location: 14.2, -4.2, 3.7 mm

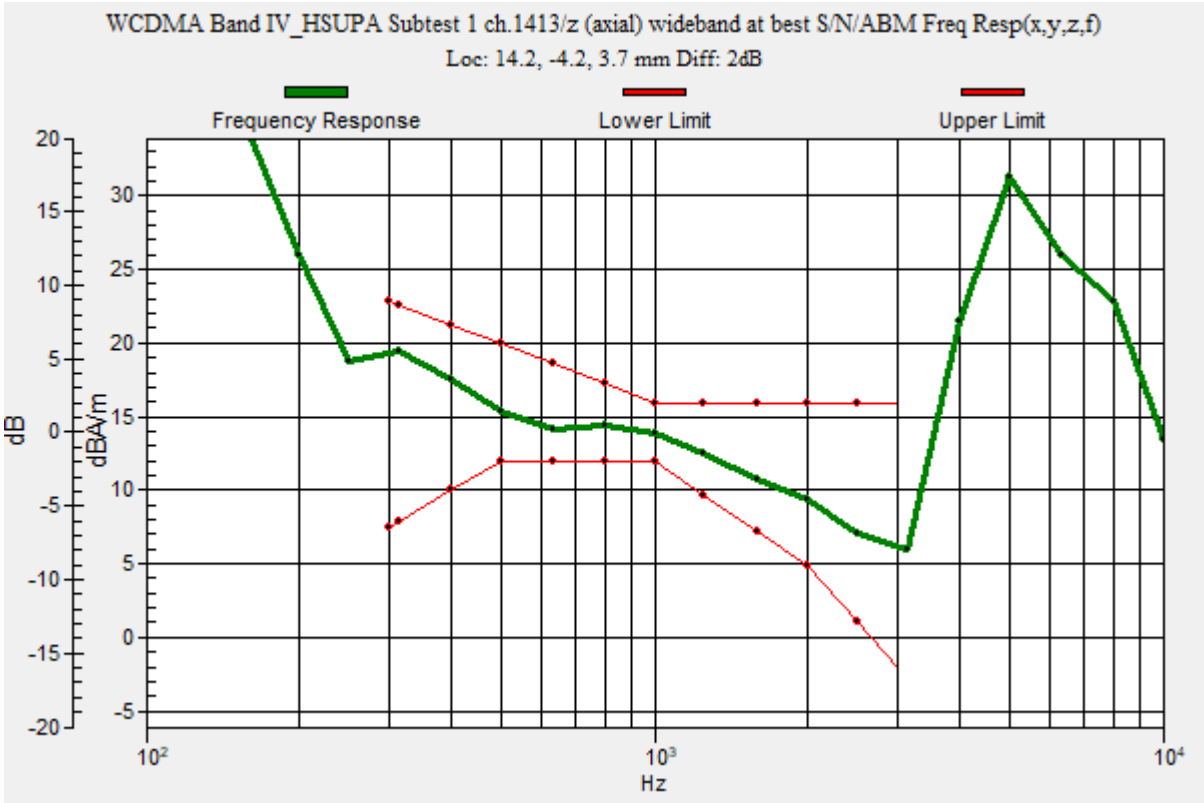

# OTT HSUPA

Communication System: UID 0, UMTS-FDD (WCDMA) (0); Frequency: 1732.6 MHz; Duty Cycle: 1:1
Phantom section: TCoil Section
DASY5 Configuration:
- Probe: AM1DV3 - 3140; ; Calibrated: 2019-09-16
- Sensor-Surface: 0mm (Fix Surface)
- Electronics: DAE4 Sn1447; Calibrated: 2020-03-20
- Phantom: HAC Test Arch with AMCC; Type: SD HAC P01 BB
- Measurement SW: DASY52, Version 52.10 (4);SEMCAD X Version 14.6.14 (7483)

## T-Coil scan (scan for ANSI C63.19 2011 compliance)/WCDMA Band IV_HSUPA Subtest 1 ch.1413/z (axial) 4.2mm 50 x 50/ABM Interpolated Signal(x,y,z) (121x121x1): Interpolated grid: dx=1.000 mm, dy=1.000 mm

Signal Type: Audio File (.wav) 48k_voice_1kHz_1s.wav
Output Gain: 20.07
Measure Window Start: 300ms
Measure Window Length: 3000ms
BWC applied: 0.16 dB
Device Reference Point: 0, 0, -6.3 mm

**Cursor:**
ABM1/ABM2 = 59.51 dB
ABM1 = 13.61 dBA/m
ABM2 = -45.90 dBA/m
BWC Factor = 0.16 dB
Location: 14.2, -4.2, 3.7 mm




0 dB = 1.000 A/m = 0.00 dBA/m

# OTT HSUPA

Communication System: UID 0, UMTS-FDD (WCDMA) (0); Frequency: 1732.6 MHz; Duty Cycle: 1:1
Phantom section: TCoil Section
DASY5 Configuration:
- Probe: AM1DV3 - 3140; ; Calibrated: 2019-09-16
- Sensor-Surface: 0mm (Fix Surface)
- Electronics: DAE4 Sn1447; Calibrated: 2020-03-20
- Phantom: HAC Test Arch with AMCC; Type: SD HAC P01 BB
- Measurement SW: DASY52, Version 52.10 (4);SEMCAD X Version 14.6.14 (7483)

## T-Coil scan (scan for ANSI C63.19 2011 compliance)/WCDMA Band IV_HSUPA Subtest 1 ch.1413/y (transversal) 4.2mm 50 x 50/ABM Interpolated Signal(x,y,z) (121x121x1):

Interpolated grid: dx=1.000 mm, dy=1.000 mm
Signal Type: Audio File (.wav) 48k_voice_1kHz_1s.wav
Output Gain: 20.07
Measure Window Start: 300ms
Measure Window Length: 3000ms
BWC applied: 0.16 dB
Device Reference Point: 0, 0, -6.3 mm

**Cursor:**
ABM1/ABM2 = 53.47 dB
ABM1 = 5.65 dBA/m
ABM2 = -47.82 dBA/m
BWC Factor = 0.16 dB
Location: 16.7, -16.3, 3.7 mm




0 dB = 1.000 A/m = 0.00 dBA/m

# OTT HSUPA

Communication System: UID 0, UMTS-FDD (WCDMA) (0); Frequency: 836.6 MHz;Duty Cycle: 1:1

## T-Coil scan (scan for ANSI C63.19 2011 compliance)/WCDMA Band V_HSUPA Subtest 1 ch.4183/z (axial) wideband at best S/N/ABM Freq Resp(x,y,z,f) (1x1x1): Measurement grid: dx=10mm, dy=10mm

Signal Type: Audio File (.wav) 48k_voice_300-3000_2s.wav
Output Gain: 39.36
Measure Window Start: 300ms
Measure Window Length: 2000ms
BWC applied: 10.80 dB
Device Reference Point: 0, 0, -6.3 mm

| Category | Telephone parameters WD signal quality [(signal+noise)-to-noise ratio in decibels] |
|---|---|
| Category T1 | 0 dB to 10 dB |
| Category T2 | 10 dB to 20 dB |
| Category T3 | 20 dB to 30 dB |
| Category T4 | > 30 dB |

**Cursor:**
Diff = 1.39 dB
BWC Factor = 10.80 dB
Location: 14.6, -5, 3.7 mm

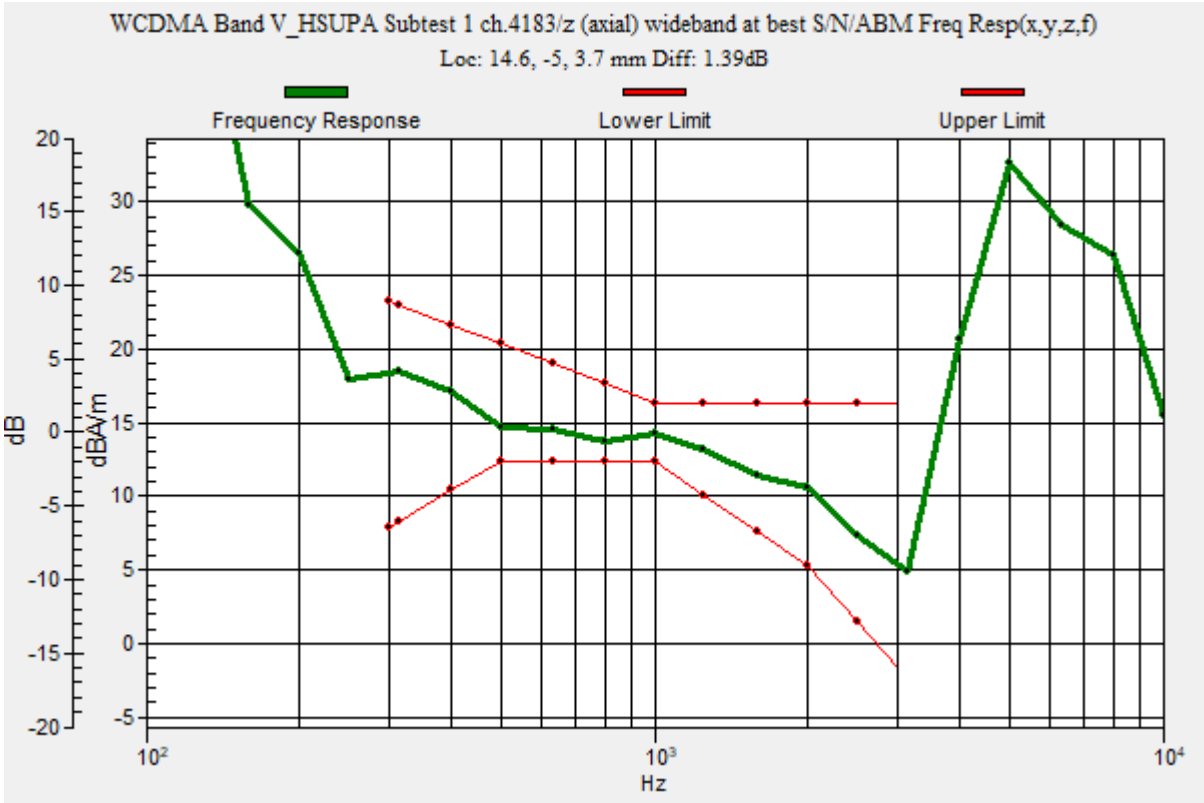

# OTT HSUPA

Communication System: UID 0, UMTS-FDD (WCDMA) (0); Frequency: 836.6 MHz; Duty Cycle: 1:1
Phantom section: TCoil Section
DASY5 Configuration:
- Probe: AM1DV3 - 3140; ; Calibrated: 2019-09-16
- Sensor-Surface: 0mm (Fix Surface)
- Electronics: DAE4 Sn1447; Calibrated: 2020-03-20
- Phantom: HAC Test Arch with AMCC; Type: SD HAC P01 BB
- Measurement SW: DASY52, Version 52.10 (4);SEMCAD X Version 14.6.14 (7483)

## T-Coil scan (scan for ANSI C63.19 2011 compliance)/WCDMA Band V_HSUPA Subtest 1 ch.4183/z (axial) 4.2mm 50 x 50/ABM Interpolated Signal(x,y,z) (121x121x1): Interpolated grid: dx=1.000 mm, dy=1.000 mm

Signal Type: Audio File (.wav) 48k_voice_1kHz_1s.wav
Output Gain: 20.07
Measure Window Start: 300ms
Measure Window Length: 1000ms
BWC applied: 0.16 dB
Device Reference Point: 0, 0, -6.3 mm

**Cursor:**
ABM1/ABM2 = 58.34 dB
ABM1 = 12.92 dBA/m
ABM2 = -45.42 dBA/m
BWC Factor = 0.16 dB
Location: 14.6, -5, 3.7 mm




0 dB = 1.000 A/m = 0.00 dBA/m

# OTT HSUPA

Communication System: UID 0, UMTS-FDD (WCDMA) (0); Frequency: 836.6 MHz; Duty Cycle: 1:1
Phantom section: TCoil Section
DASY5 Configuration:
- Probe: AM1DV3 - 3140; ; Calibrated: 2019-09-16
- Sensor-Surface: 0mm (Fix Surface)
- Electronics: DAE4 Sn1447; Calibrated: 2020-03-20
- Phantom: HAC Test Arch with AMCC; Type: SD HAC P01 BB
- Measurement SW: DASY52, Version 52.10 (4);SEMCAD X Version 14.6.14 (7483)

## T-Coil scan (scan for ANSI C63.19 2011 compliance)/WCDMA Band V_HSUPA Subtest 1 ch.4183/y (transversal) 4.2mm 50 x 50/ABM Interpolated Signal(x,y,z) (121x121x1):

Interpolated grid: dx=1.000 mm, dy=1.000 mm
Signal Type: Audio File (.wav) 48k_voice_1kHz_1s.wav
Output Gain: 20.07
Measure Window Start: 300ms
Measure Window Length: 1000ms
BWC applied: 0.16 dB
Device Reference Point: 0, 0, -6.3 mm

**Cursor:**
ABM1/ABM2 = 47.33 dB
ABM1 = 5.78 dBA/m
ABM2 = -41.55 dBA/m
BWC Factor = 0.16 dB
Location: 18.8, 7.9, 3.7 mm




0 dB = 1.000 A/m = 0.00 dBA/m

# OTT FDD

Communication System: UID 0, LTE (FDD) (0); Frequency: 707.5 MHz;Duty Cycle: 1:1

## T-Coil scan (scan for ANSI C63.19 2011 compliance)/LTE Band 12 ch23095 10MHz 16QAM RB1/0 codec 6/z (axial) wideband at best S/N/ABM Freq Resp(x,y,z,f) (1x1x1):

Measurement grid: dx=10mm, dy=10mm
Signal Type: Audio File (.wav) 48k_voice_300-3000_2s.wav
Output Gain: 39.36
Measure Window Start: 300ms
Measure Window Length: 2000ms
BWC applied: 10.80 dB
Device Reference Point: 0, 0, -6.3 mm

| Category | Telephone parameters WD signal quality [(signal+noise)-to-noise ratio in decibels] |
|---|---|
| Category T1 | 0 dB to 10 dB |
| Category T2 | 10 dB to 20 dB |
| Category T3 | 20 dB to 30 dB |
| Category T4 | > 30 dB |

**Cursor:**
Diff = 1.93 dB
BWC Factor = 10.80 dB
Location: 12.9, -5, 3.7 mm

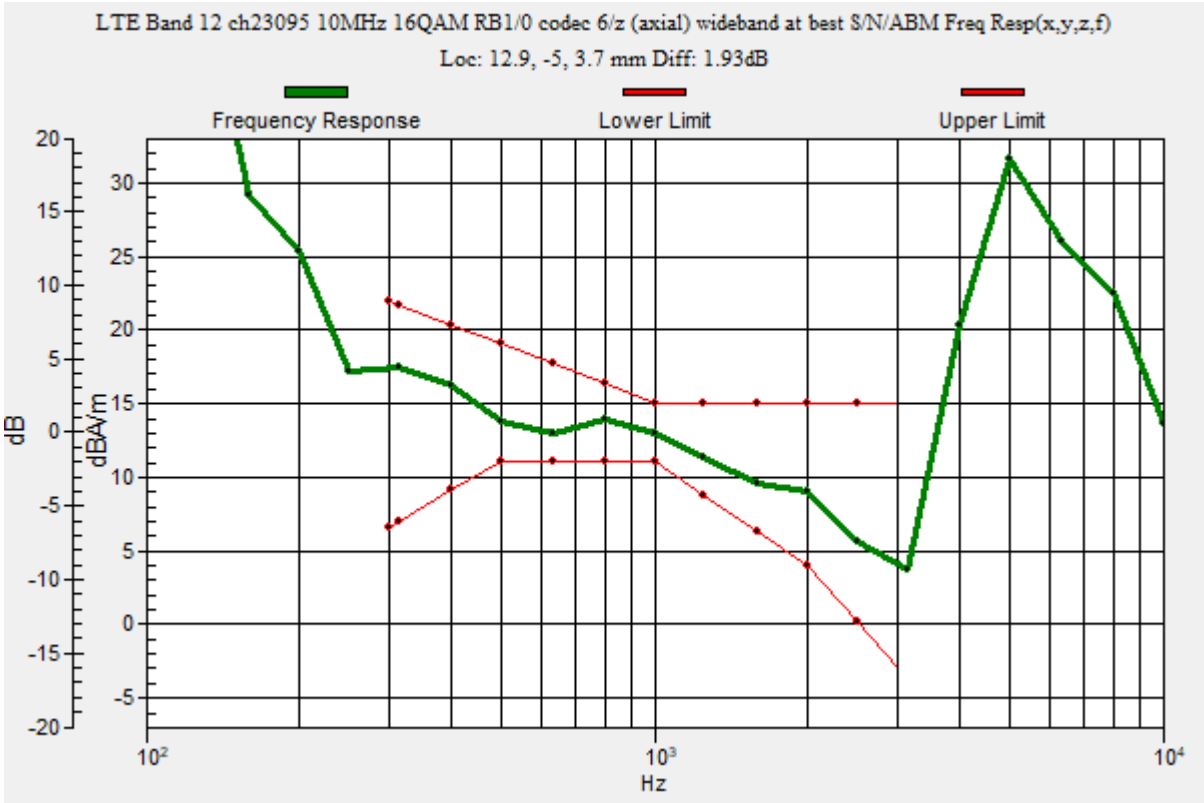

# OTT FDD

Communication System: UID 0, LTE (FDD) (0); Frequency: 707.5 MHz; Duty Cycle: 1:1
Phantom section: TCoil Section
DASY5 Configuration:
- Probe: AM1DV3 - 3140; ; Calibrated: 2019-09-16
- Sensor-Surface: 0mm (Fix Surface)
- Electronics: DAE4 Sn1447; Calibrated: 2020-03-20
- Phantom: HAC Test Arch with AMCC; Type: SD HAC P01 BB
- Measurement SW: DASY52, Version 52.10 (4);SEMCAD X Version 14.6.14 (7483)

## T-Coil scan (scan for ANSI C63.19 2011 compliance)/LTE Band 12 ch23095 10MHz 16QAM RB1/0 codec 6/z (axial) 4.2mm 50 x 50/ABM Interpolated Signal(x,y,z) (121x121x1): Interpolated grid: dx=1.000 mm, dy=1.000 mm

Signal Type: Audio File (.wav) 48k_voice_1kHz_1s.wav
Output Gain: 20.07
Measure Window Start: 300ms
Measure Window Length: 1000ms
BWC applied: 0.16 dB
Device Reference Point: 0, 0, -6.3 mm

**Cursor:**
ABM1/ABM2 = 57.40 dB
ABM1 = 13.77 dBA/m
ABM2 = -43.63 dBA/m
BWC Factor = 0.16 dB
Location: 12.9, -5, 3.7 mm




0 dB = 1.000 A/m = 0.00 dBA/m

# OTT FDD

Communication System: UID 0, LTE (FDD) (0); Frequency: 707.5 MHz; Duty Cycle: 1:1
Phantom section: TCoil Section
DASY5 Configuration:
- Probe: AM1DV3 - 3140; ; Calibrated: 2019-09-16
- Sensor-Surface: 0mm (Fix Surface)
- Electronics: DAE4 Sn1447; Calibrated: 2020-03-20
- Phantom: HAC Test Arch with AMCC; Type: SD HAC P01 BB
- Measurement SW: DASY52, Version 52.10 (4);SEMCAD X Version 14.6.14 (7483)

## T-Coil scan (scan for ANSI C63.19 2011 compliance)/LTE Band 12 ch23095 10MHz 16QAM RB1/0 codec 6/y (transversal) 4.2mm 50 x 50/ABM Interpolated Signal(x,y,z) (121x121x1): Interpolated grid: dx=1.000 mm, dy=1.000 mm

Signal Type: Audio File (.wav) 48k_voice_1kHz_1s.wav
Output Gain: 20.07
Measure Window Start: 300ms
Measure Window Length: 1000ms
BWC applied: 0.16 dB
Device Reference Point: 0, 0, -6.3 mm

**Cursor:**
ABM1/ABM2 = 53.30 dB
ABM1 = 5.78 dBA/m
ABM2 = -47.52 dBA/m
BWC Factor = 0.16 dB
Location: 12.5, -14.2, 3.7 mm




0 dB = 1.000 A/m = 0.00 dBA/m

# OTT FDD

Communication System: UID 0, LTE (FDD) (0); Frequency: 782 MHz;Duty Cycle: 1:1

## T-Coil scan (scan for ANSI C63.19 2011 compliance)/LTE Band 13 ch23230 10MHz 16QAM RB1/0 codec 6/z (axial) wideband at best S/N/ABM Freq Resp(x,y,z,f) (1x1x1):

Measurement grid: dx=10mm, dy=10mm
Signal Type: Audio File (.wav) 48k_voice_300-3000_2s.wav
Output Gain: 39.36
Measure Window Start: 300ms
Measure Window Length: 2000ms
BWC applied: 10.80 dB
Device Reference Point: 0, 0, -6.3 mm

| Category | Telephone parameters WD signal quality [(signal+noise)-to-noise ratio in decibels] |
|---|---|
| Category T1 | 0 dB to 10 dB |
| Category T2 | 10 dB to 20 dB |
| Category T3 | 20 dB to 30 dB |
| Category T4 | > 30 dB |

**Cursor:**
Diff = 1.99 dB
BWC Factor = 10.80 dB
Location: 16.7, -5, 3.7 mm

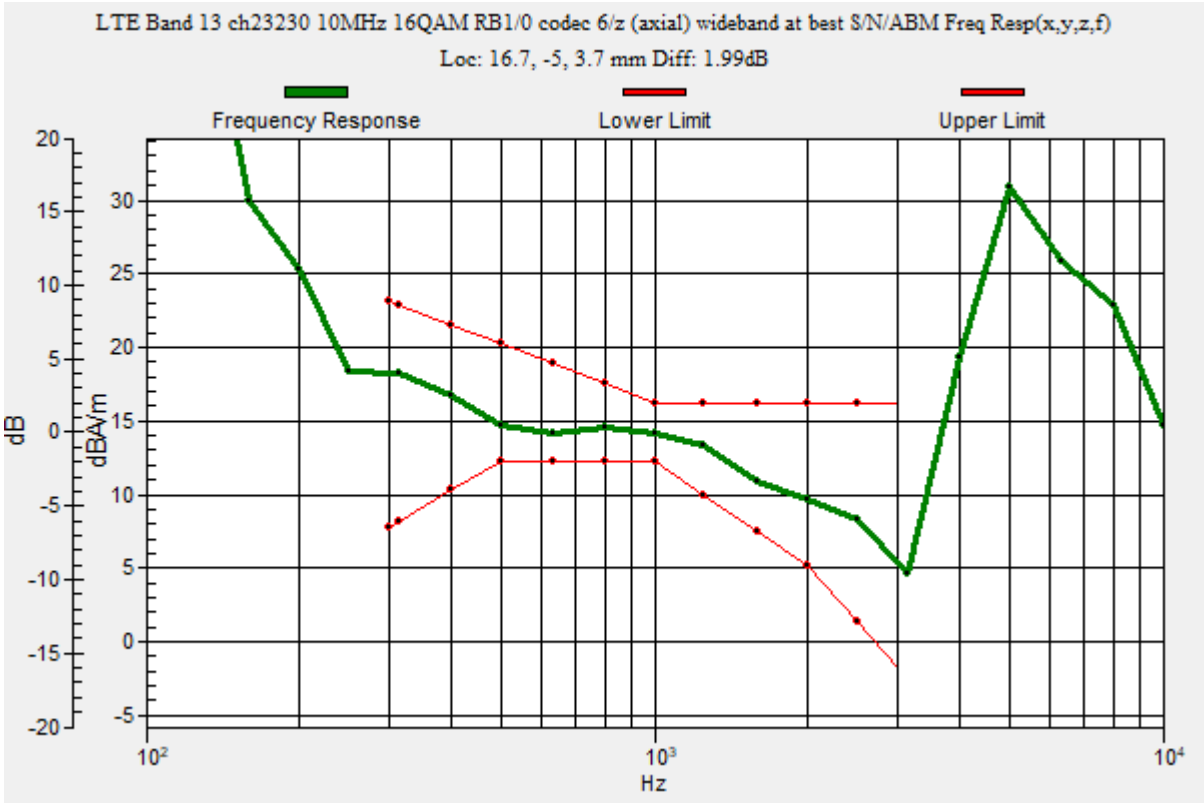

# OTT FDD

Communication System: UID 0, LTE (FDD) (0); Frequency: 782 MHz; Duty Cycle: 1:1
Phantom section: TCoil Section
DASY5 Configuration:
- Probe: AM1DV3 - 3140; ; Calibrated: 2019-09-16
- Sensor-Surface: 0mm (Fix Surface)
- Electronics: DAE4 Sn1447; Calibrated: 2020-03-20
- Phantom: HAC Test Arch with AMCC; Type: SD HAC P01 BB
- Measurement SW: DASY52, Version 52.10 (4);SEMCAD X Version 14.6.14 (7483)

## T-Coil scan (scan for ANSI C63.19 2011 compliance)/LTE Band 13 ch23230 10MHz 16QAM RB1/0 codec 6/z (axial) 4.2mm 50 x 50/ABM Interpolated Signal(x,y,z) (121x121x1): Interpolated grid: dx=1.000 mm, dy=1.000 mm

Signal Type: Audio File (.wav) 48k_voice_1kHz_1s.wav
Output Gain: 20.07
Measure Window Start: 300ms
Measure Window Length: 1000ms
BWC applied: 0.16 dB
Device Reference Point: 0, 0, -6.3 mm

**Cursor:**
ABM1/ABM2 = 53.88 dB
ABM1 = 15.19 dBA/m
ABM2 = -38.69 dBA/m
BWC Factor = 0.16 dB
Location: 16.7, -5, 3.7 mm




0 dB = 1.000 A/m = 0.00 dBA/m

# OTT FDD

Communication System: UID 0, LTE (FDD) (0); Frequency: 782 MHz; Duty Cycle: 1:1
Phantom section: TCoil Section
DASY5 Configuration:
- Probe: AM1DV3 - 3140; ; Calibrated: 2019-09-16
- Sensor-Surface: 0mm (Fix Surface)
- Electronics: DAE4 Sn1447; Calibrated: 2020-03-20
- Phantom: HAC Test Arch with AMCC; Type: SD HAC P01 BB
- Measurement SW: DASY52, Version 52.10 (4);SEMCAD X Version 14.6.14 (7483)

## T-Coil scan (scan for ANSI C63.19 2011 compliance)/LTE Band 13 ch23230 10MHz 16QAM RB1/0 codec 6/y (transversal) 4.2mm 50 x 50/ABM Interpolated Signal(x,y,z) (121x121x1): Interpolated grid: dx=1.000 mm, dy=1.000 mm

Signal Type: Audio File (.wav) 48k_voice_1kHz_1s.wav
Output Gain: 20.07
Measure Window Start: 300ms
Measure Window Length: 1000ms
BWC applied: 0.16 dB
Device Reference Point: 0, 0, -6.3 mm

**Cursor:**
ABM1/ABM2 = 51.20 dB
ABM1 = 6.94 dBA/m
ABM2 = -44.26 dBA/m
BWC Factor = 0.16 dB
Location: 16.7, -14.6, 3.7 mm




0 dB = 1.000 A/m = 0.00 dBA/m

# OTT FDD

Communication System: UID 0, LTE (FDD) (0); Frequency: 1882.5 MHz;Duty Cycle: 1:1

## T-Coil scan (scan for ANSI C63.19 2011 compliance)/LTE Band 25 ch26365 20MHz 16QAM RB1/0 codec 6/z (axial) wideband at best S/N/ABM Freq Resp(x,y,z,f) (1x1x1):

Measurement grid: dx=10mm, dy=10mm
Signal Type: Audio File (.wav) 48k_voice_300-3000_2s.wav
Output Gain: 39.36
Measure Window Start: 300ms
Measure Window Length: 2000ms
BWC applied: 10.80 dB
Device Reference Point: 0, 0, -6.3 mm

| Category | Telephone parameters WD signal quality [(signal+noise)-to-noise ratio in decibels] |
|---|---|
| Category T1 | 0 dB to 10 dB |
| Category T2 | 10 dB to 20 dB |
| Category T3 | 20 dB to 30 dB |
| Category T4 | > 30 dB |

**Cursor:**
Diff = 2.00 dB
BWC Factor = 10.80 dB
Location: 13.8, -4.2, 3.7 mm

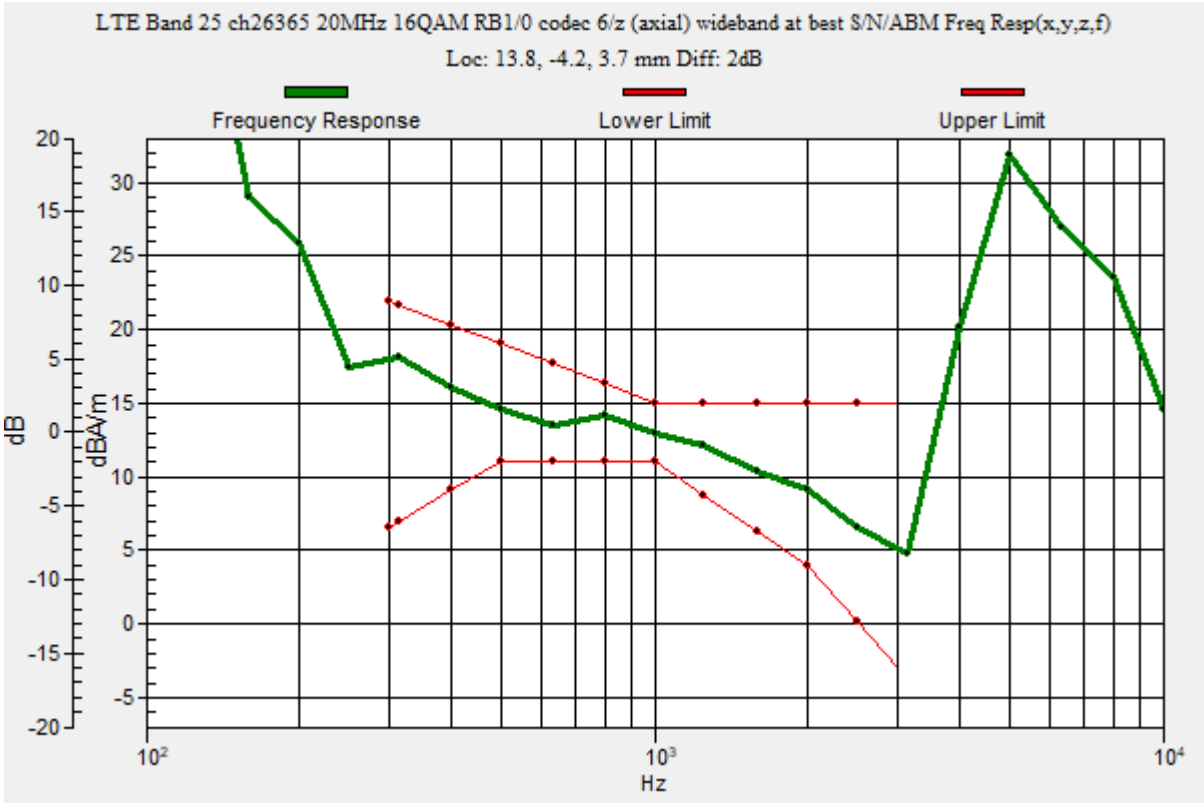

# OTT FDD

Communication System: UID 0, LTE (FDD) (0); Frequency: 1882.5 MHz; Duty Cycle: 1:1
Phantom section: TCoil Section
DASY5 Configuration:
- Probe: AM1DV3 - 3140; ; Calibrated: 2019-09-16
- Sensor-Surface: 0mm (Fix Surface)
- Electronics: DAE4 Sn1447; Calibrated: 2020-03-20
- Phantom: HAC Test Arch with AMCC; Type: SD HAC P01 BB
- Measurement SW: DASY52, Version 52.10 (4);SEMCAD X Version 14.6.14 (7483)

## T-Coil scan (scan for ANSI C63.19 2011 compliance)/LTE Band 25 ch26365 20MHz 16QAM RB1/0 codec 6/z (axial) 4.2mm 50 x 50/ABM Interpolated Signal(x,y,z) (121x121x1): Interpolated grid: dx=1.000 mm, dy=1.000 mm

Signal Type: Audio File (.wav) 48k_voice_1kHz_1s.wav
Output Gain: 20.07
Measure Window Start: 300ms
Measure Window Length: 1000ms
BWC applied: 0.16 dB
Device Reference Point: 0, 0, -6.3 mm

**Cursor:**
ABM1/ABM2 = 58.29 dB
ABM1 = 13.48 dBA/m
ABM2 = -44.81 dBA/m
BWC Factor = 0.16 dB
Location: 13.8, -4.2, 3.7 mm




0 dB = 1.000 A/m = 0.00 dBA/m

# OTT FDD

Communication System: UID 0, LTE (FDD) (0); Frequency: 1882.5 MHz; Duty Cycle: 1:1
Phantom section: TCoil Section
DASY5 Configuration:
- Probe: AM1DV3 - 3140; ; Calibrated: 2019-09-16
- Sensor-Surface: 0mm (Fix Surface)
- Electronics: DAE4 Sn1447; Calibrated: 2020-03-20
- Phantom: HAC Test Arch with AMCC; Type: SD HAC P01 BB
- Measurement SW: DASY52, Version 52.10 (4);SEMCAD X Version 14.6.14 (7483)

## T-Coil scan (scan for ANSI C63.19 2011 compliance)/LTE Band 25 ch26365 20MHz 16QAM RB1/0 codec 6/y (transversal) 4.2mm 50 x 50/ABM Interpolated Signal(x,y,z) (121x121x1): Interpolated grid: dx=1.000 mm, dy=1.000 mm

Signal Type: Audio File (.wav) 48k_voice_1kHz_1s.wav
Output Gain: 20.07
Measure Window Start: 300ms
Measure Window Length: 1000ms
BWC applied: 0.16 dB
Device Reference Point: 0, 0, -6.3 mm

**Cursor:**
ABM1/ABM2 = 50.36 dB
ABM1 = 5.79 dBA/m
ABM2 = -44.57 dBA/m
BWC Factor = 0.16 dB
Location: 12.5, 5, 3.7 mm




0 dB = 1.000 A/m = 0.00 dBA/m

# OTT FDD

Communication System: UID 0, LTE (FDD) (0); Frequency: 831.5 MHz;Duty Cycle: 1:1

## T-Coil scan (scan for ANSI C63.19 2011 compliance)/LTE Band 26 ch26865 15MHz 16QAM RB1/0 codec 6/z (axial) wideband at best S/N/ABM Freq Resp(x,y,z,f) (1x1x1):

Measurement grid: dx=10mm, dy=10mm
Signal Type: Audio File (.wav) 48k_voice_300-3000_2s.wav
Output Gain: 39.36
Measure Window Start: 300ms
Measure Window Length: 2000ms
BWC applied: 10.80 dB
Device Reference Point: 0, 0, -6.3 mm

| Category | Telephone parameters WD signal quality [(signal+noise)-to-noise ratio in decibels] |
|---|---|
| Category T1 | 0 dB to 10 dB |
| Category T2 | 10 dB to 20 dB |
| Category T3 | 20 dB to 30 dB |
| Category T4 | > 30 dB |

**Cursor:**
Diff = 2.00 dB
BWC Factor = 10.80 dB
Location: 16.7, -5, 3.7 mm

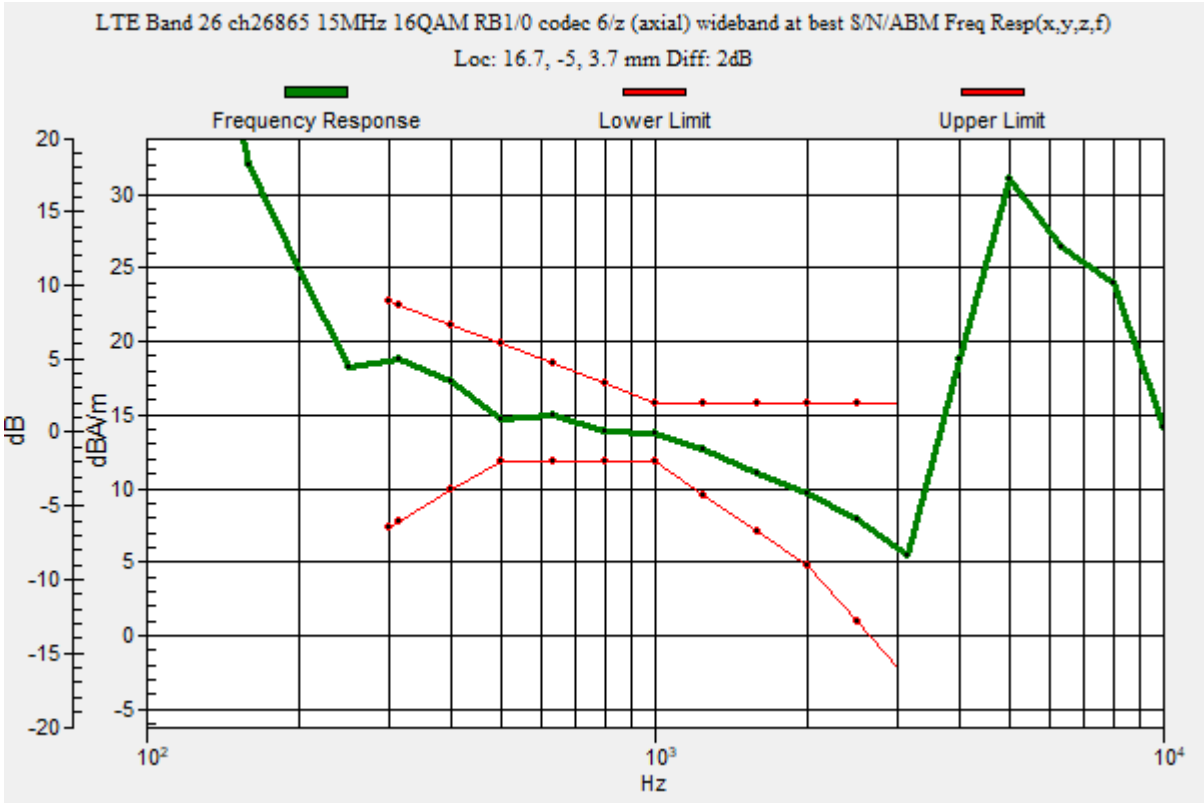

# OTT FDD

Communication System: UID 0, LTE (FDD) (0); Frequency: 831.5 MHz; Duty Cycle: 1:1
Phantom section: TCoil Section
DASY5 Configuration:
- Probe: AM1DV3 - 3140; ; Calibrated: 2019-09-16
- Sensor-Surface: 0mm (Fix Surface)
- Electronics: DAE4 Sn1447; Calibrated: 2020-03-20
- Phantom: HAC Test Arch with AMCC; Type: SD HAC P01 BB
- Measurement SW: DASY52, Version 52.10 (4);SEMCAD X Version 14.6.14 (7483)

## T-Coil scan (scan for ANSI C63.19 2011 compliance)/LTE Band 26 ch26865 15MHz 16QAM RB1/0 codec 6/z (axial) 4.2mm 50 x 50/ABM Interpolated Signal(x,y,z) (121x121x1): Interpolated grid: dx=1.000 mm, dy=1.000 mm

Signal Type: Audio File (.wav) 48k_voice_1kHz_1s.wav
Output Gain: 20.07
Measure Window Start: 300ms
Measure Window Length: 1000ms
BWC applied: 0.16 dB
Device Reference Point: 0, 0, -6.3 mm

**Cursor:**
ABM1/ABM2 = 53.65 dB
ABM1 = 13.08 dBA/m
ABM2 = -40.57 dBA/m
BWC Factor = 0.16 dB
Location: 16.7, -5, 3.7 mm




0 dB = 1.000 A/m = 0.00 dBA/m

# OTT FDD

Communication System: UID 0, LTE (FDD) (0); Frequency: 831.5 MHz; Duty Cycle: 1:1
Phantom section: TCoil Section
DASY5 Configuration:
- Probe: AM1DV3 - 3140; ; Calibrated: 2019-09-16
- Sensor-Surface: 0mm (Fix Surface)
- Electronics: DAE4 Sn1447; Calibrated: 2020-03-20
- Phantom: HAC Test Arch with AMCC; Type: SD HAC P01 BB
- Measurement SW: DASY52, Version 52.10 (4);SEMCAD X Version 14.6.14 (7483)

## T-Coil scan (scan for ANSI C63.19 2011 compliance)/LTE Band 26 ch26865 15MHz 16QAM RB1/0 codec 6/y (transversal) 4.2mm 50 x 50/ABM Interpolated Signal(x,y,z) (121x121x1): Interpolated grid: dx=1.000 mm, dy=1.000 mm

Signal Type: Audio File (.wav) 48k_voice_1kHz_1s.wav
Output Gain: 20.07
Measure Window Start: 300ms
Measure Window Length: 1000ms
BWC applied: 0.16 dB
Device Reference Point: 0, 0, -6.3 mm

**Cursor:**
ABM1/ABM2 = 51.91 dB
ABM1 = 6.51 dBA/m
ABM2 = -45.40 dBA/m
BWC Factor = 0.16 dB
Location: 16.7, -13.3, 3.7 mm




0 dB = 1.000 A/m = 0.00 dBA/m

## OTT FDD

Communication System: UID 0, LTE (FDD) (0); Frequency: 1745 MHz;Duty Cycle: 1:1

### T-Coil scan (scan for ANSI C63.19 2011 compliance)/LTE Band 66 20MHz ch132322 20MHz 16QAM RB1/0 codec 6/z (axial) wideband at best S/N codec6/ABM Freq Resp(x,y,z,f) (1x1x1): Measurement grid: dx=10mm, dy=10mm

Signal Type: Audio File (.wav) 48k_voice_300-3000_2s.wav
Output Gain: 39.36
Measure Window Start: 300ms
Measure Window Length: 2000ms
BWC applied: 10.80 dB
Device Reference Point: 0, 0, -6.3 mm

| Category | Telephone parameters WD signal quality [(signal+noise)-to-noise ratio in decibels] |
|---|---|
| Category T1 | 0 dB to 10 dB |
| Category T2 | 10 dB to 20 dB |
| Category T3 | 20 dB to 30 dB |
| Category T4 | > 30 dB |

**Cursor:**
Diff = 1.98 dB
BWC Factor = 10.80 dB
Location: 16.7, -7.9, 3.7 mm

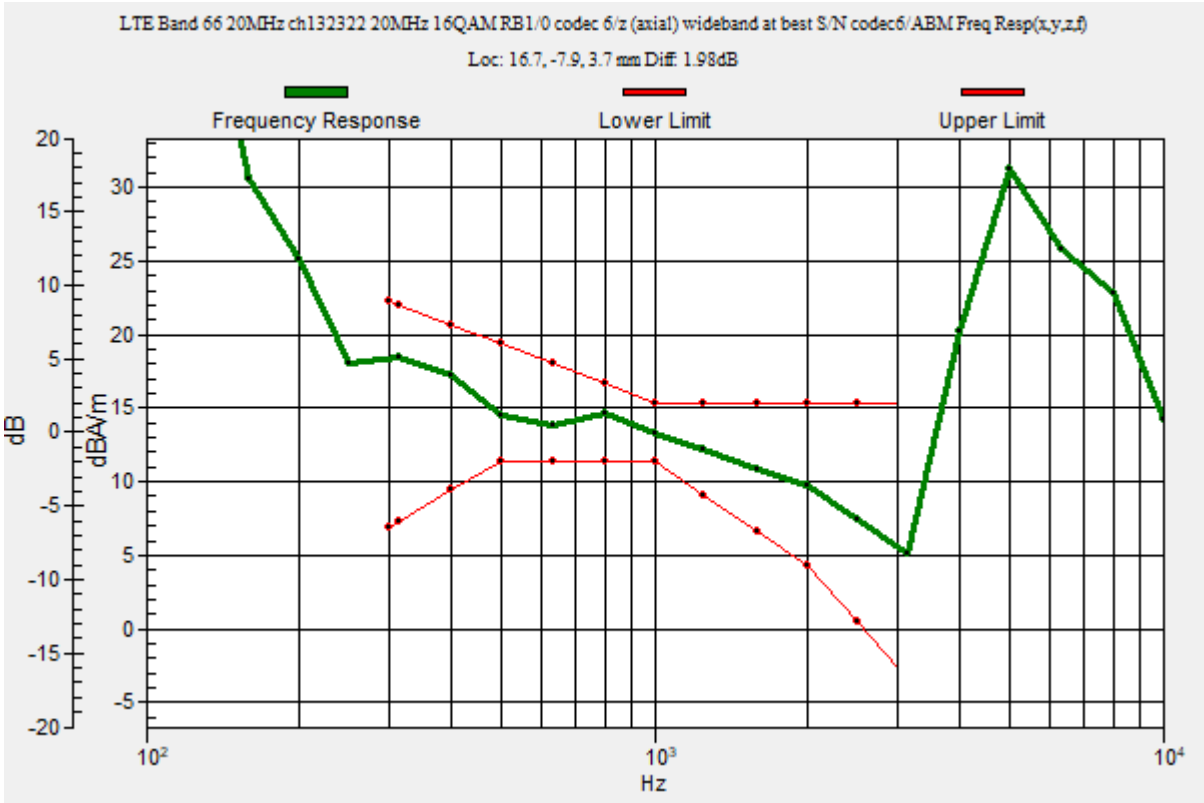

# OTT FDD

Communication System: UID 0, LTE (FDD) (0); Frequency: 1745 MHz; Duty Cycle: 1:1
Phantom section: TCoil Section
DASY5 Configuration:
- Probe: AM1DV3 - 3140; ; Calibrated: 2019-09-16
- Sensor-Surface: 0mm (Fix Surface)
- Electronics: DAE4 Sn1447; Calibrated: 2020-03-20
- Phantom: HAC Test Arch with AMCC; Type: SD HAC P01 BB
- Measurement SW: DASY52, Version 52.10 (4);SEMCAD X Version 14.6.14 (7483)

## T-Coil scan (scan for ANSI C63.19 2011 compliance)/LTE Band 66 20MHz ch132322 20MHz 16QAM RB1/0 codec 6/z (axial) 4.2mm 50 x 50 codec6/ABM Interpolated Signal(x,y,z) (121x121x1): Interpolated grid: dx=1.000 mm, dy=1.000 mm

Signal Type: Audio File (.wav) 48k_voice_1kHz_1s.wav
Output Gain: 20.07
Measure Window Start: 300ms
Measure Window Length: 1000ms
BWC applied: 0.16 dB
Device Reference Point: 0, 0, -6.3 mm

**Cursor:**
ABM1/ABM2 = 54.15 dB
ABM1 = 14.58 dBA/m
ABM2 = -39.57 dBA/m
BWC Factor = 0.16 dB
Location: 16.7, -7.9, 3.7 mm




0 dB = 1.000 A/m = 0.00 dBA/m

# OTT FDD

Communication System: UID 0, LTE (FDD) (0); Frequency: 1745 MHz; Duty Cycle: 1:1
Phantom section: TCoil Section
DASY5 Configuration:
- Probe: AM1DV3 - 3140; ; Calibrated: 2019-09-16
- Sensor-Surface: 0mm (Fix Surface)
- Electronics: DAE4 Sn1447; Calibrated: 2020-03-20
- Phantom: HAC Test Arch with AMCC; Type: SD HAC P01 BB
- Measurement SW: DASY52, Version 52.10 (4);SEMCAD X Version 14.6.14 (7483)

## T-Coil scan (scan for ANSI C63.19 2011 compliance)/LTE Band 66 20MHz ch132322 20MHz 16QAM RB1/0 codec 6/y (transversal) 4.2mm 50 x 50 codec6/ABM Interpolated Signal(x,y,z) (121x121x1): Interpolated grid: dx=1.000 mm, dy=1.000 mm

Signal Type: Audio File (.wav) 48k_voice_1kHz_1s.wav
Output Gain: 20.07
Measure Window Start: 300ms
Measure Window Length: 1000ms
BWC applied: 0.16 dB
Device Reference Point: 0, 0, -6.3 mm

**Cursor:**
ABM1/ABM2 = 49.60 dB
ABM1 = 5.63 dBA/m
ABM2 = -43.97 dBA/m
BWC Factor = 0.16 dB
Location: 12.9, 5, 3.7 mm




0 dB = 1.000 A/m = 0.00 dBA/m

# OTT TDD

Communication System: UID 0, LTE (TDD) (0); Frequency: 2593 MHz;Duty Cycle: 1:1.59956

## LTE TDD/LTE Band 41 20MHz ch40620 QPSK RB1/0 codec6/z (axial) wideband at best S/N/ABM Freq Resp(x,y,z,f) (1x1x1): Measurement grid: dx=10mm, dy=10mm

Signal Type: Audio File (.wav) 48k_voice_300-3000_2s.wav
Output Gain: 39.36
Measure Window Start: 300ms
Measure Window Length: 2000ms
BWC applied: 10.80 dB
Device Reference Point: 0, 0, -6.3 mm

| Category | Telephone parameters WD signal quality [(signal+noise)-to-noise ratio in decibels] |
|---|---|
| Category T1 | 0 dB to 10 dB |
| Category T2 | 10 dB to 20 dB |
| Category T3 | 20 dB to 30 dB |
| Category T4 | > 30 dB |

**Cursor:**
Diff = 2.00 dB
BWC Factor = 10.80 dB
Location: 16.7, -7.9, 3.7 mm

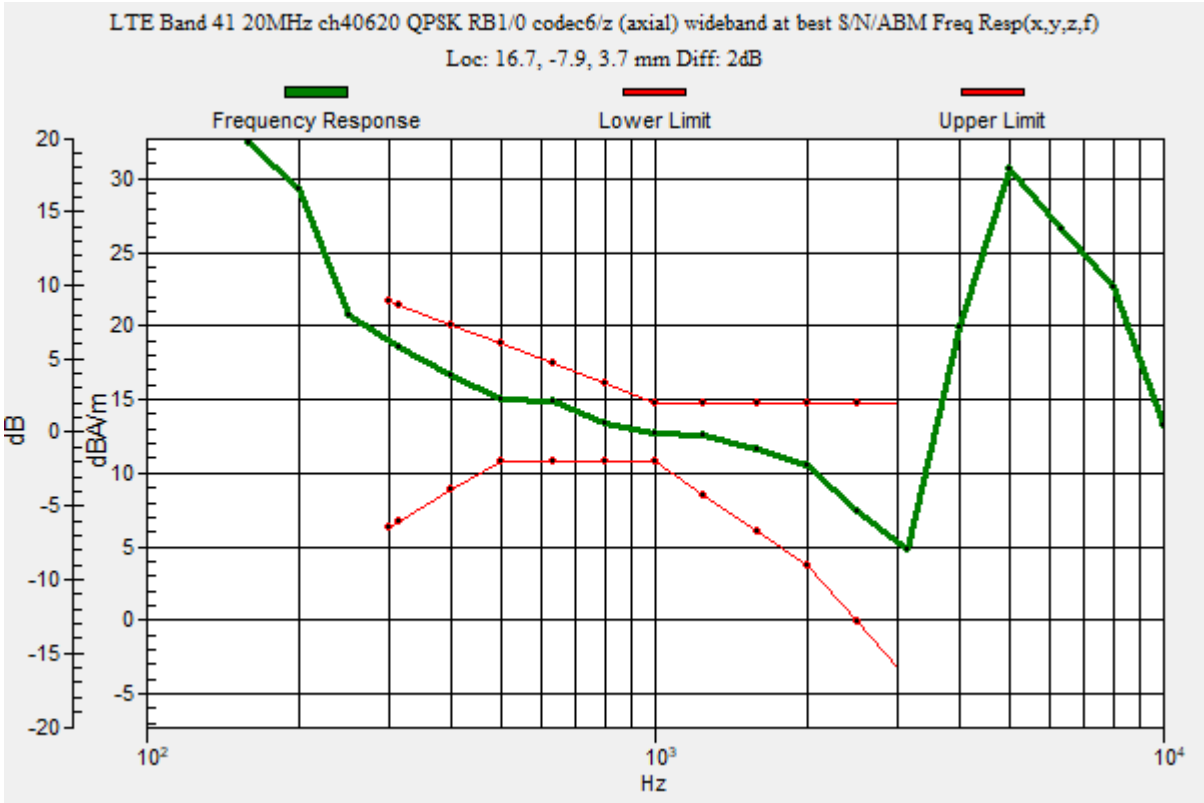

# OTT TDD

Communication System: UID 0, LTE (TDD) (0); Frequency: 2593 MHz; Duty Cycle: 1:1.59956
Phantom section: TCoil Section
DASY5 Configuration:
- Probe: AM1DV3 - 3140; ; Calibrated: 2019-09-16
- Sensor-Surface: 0mm (Fix Surface)
- Electronics: DAE4 Sn1447; Calibrated: 2020-03-20
- Phantom: HAC Test Arch with AMCC; Type: SD HAC P01 BB
- Measurement SW: DASY52, Version 52.10 (4);SEMCAD X Version 14.6.14 (7483)

## LTE TDD/LTE Band 41 20MHz ch40620 QPSK RB1/0 codec6/z (axial) 4.2mm 50 x 50/ABM Interpolated Signal(x,y,z) (121x121x1): Interpolated grid: dx=1.000 mm, dy=1.000 mm

Signal Type: Audio File (.wav) 48k_voice_1kHz_1s.wav
Output Gain: 20.07
Measure Window Start: 300ms
Measure Window Length: 1000ms
BWC applied: 0.16 dB
Device Reference Point: 0, 0, -6.3 mm

**Cursor:**
ABM1/ABM2 = 41.29 dB
ABM1 = 13.29 dBA/m
ABM2 = -28.00 dBA/m
BWC Factor = 0.16 dB
Location: 16.7, -7.9, 3.7 mm




0 dB = 1.000 A/m = 0.00 dBA/m

# OTT TDD

Communication System: UID 0, LTE (TDD) (0); Frequency: 2593 MHz; Duty Cycle: 1:1.59956
Phantom section: TCoil Section
DASY5 Configuration:
- Probe: AM1DV3 - 3140; ; Calibrated: 2019-09-16
- Sensor-Surface: 0mm (Fix Surface)
- Electronics: DAE4 Sn1447; Calibrated: 2020-03-20
- Phantom: HAC Test Arch with AMCC; Type: SD HAC P01 BB
- Measurement SW: DASY52, Version 52.10 (4);SEMCAD X Version 14.6.14 (7483)

## LTE TDD/LTE Band 41 20MHz ch40620 QPSK RB1/0 codec6/y (transversal) 4.2mm 50 x 50/ABM Interpolated Signal(x,y,z) (121x121x1): Interpolated grid: dx=1.000 mm, dy=1.000 mm

Signal Type: Audio File (.wav) 48k_voice_1kHz_1s.wav
Output Gain: 20.07
Measure Window Start: 300ms
Measure Window Length: 1000ms
BWC applied: 0.16 dB
Device Reference Point: 0, 0, -6.3 mm

**Cursor:**
ABM1/ABM2 = 44.87 dB
ABM1 = 6.60 dBA/m
ABM2 = -38.27 dBA/m
BWC Factor = 0.16 dB
Location: 16.3, -14.2, 3.7 mm




0 dB = 1.000 A/m = 0.00 dBA/m

## OTT WiFi

Communication System: UID 0, IEEE 802.11b/g/n 2.4 GHz Band (0); Frequency: 2437 MHz;Duty Cycle: 1:1

## T-Coil scan (scan for ANSI C63.19 2011 compliance)/802.11b ch.6 1Mbps codec 6/z (axial) wideband at best S/N codec 6/ABM Freq Resp(x,y,z,f) (1x1x1): Measurement grid: dx=10mm, dy=10mm

Signal Type: Audio File (.wav) 48k_voice_300-3000_2s.wav
Output Gain: 39.36
Measure Window Start: 300ms
Measure Window Length: 2000ms
BWC applied: 10.80 dB
Device Reference Point: 0, 0, -6.3 mm

| Category | Telephone parameters WD signal quality [(signal+noise)-to-noise ratio in decibels] |
|---|---|
| Category T1 | 0 dB to 10 dB |
| Category T2 | 10 dB to 20 dB |
| Category T3 | 20 dB to 30 dB |
| Category T4 | > 30 dB |

**Cursor:**
Diff = 1.23 dB
BWC Factor = 10.80 dB
Location: 12.9, -5.4, 3.7 mm

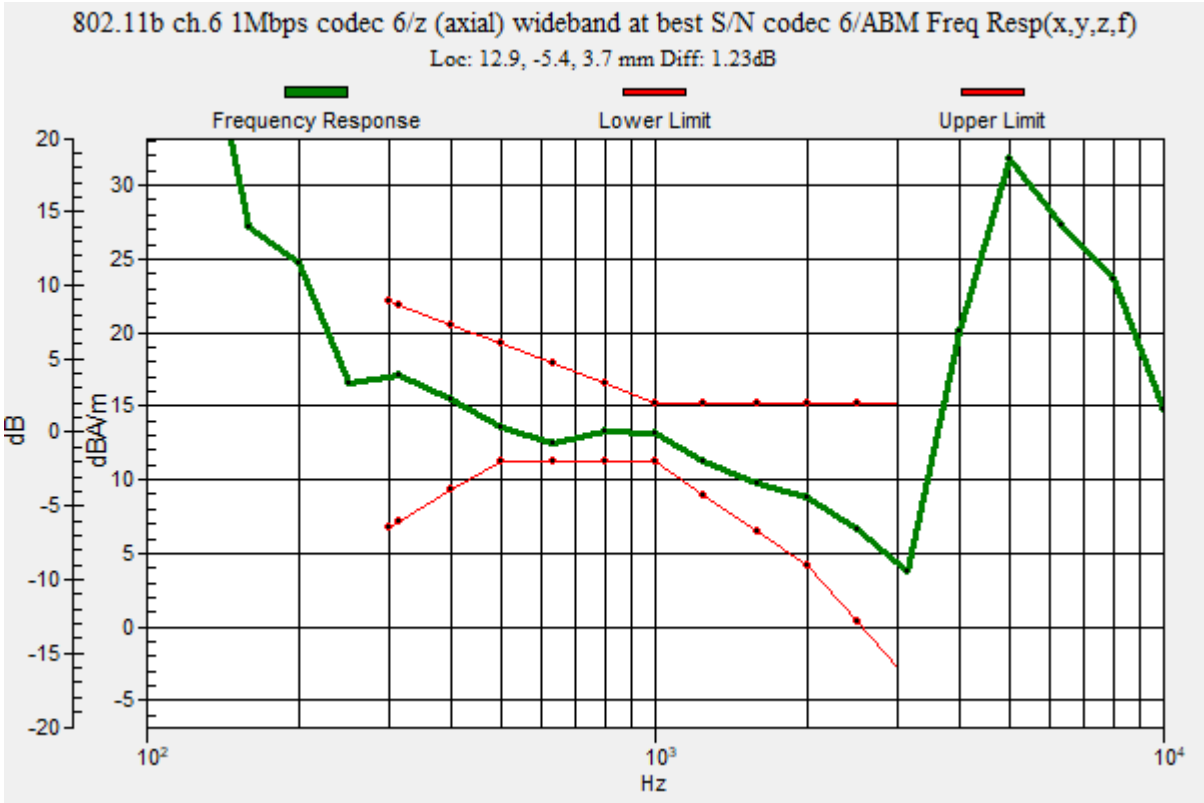

## OTT WiFi

Communication System: UID 0, IEEE 802.11b/g/n 2.4 GHz Band (0); Frequency: 2437 MHz; Duty Cycle: 1:1
Phantom section: TCoil Section
DASY5 Configuration:
- Probe: AM1DV3 - 3140; ; Calibrated: 2019-09-16
- Sensor-Surface: 0mm (Fix Surface)
- Electronics: DAE4 Sn1447; Calibrated: 2020-03-20
- Phantom: HAC Test Arch with AMCC; Type: SD HAC P01 BB
- Measurement SW: DASY52, Version 52.10 (4);SEMCAD X Version 14.6.14 (7483)

## T-Coil scan (scan for ANSI C63.19 2011 compliance)/802.11b ch.6 1Mbps codec 6/z (axial) 4.2mm 50 x 50 codec 6/ABM Interpolated Signal(x,y,z) (121x121x1): Interpolated grid: dx=1.000 mm, dy=1.000 mm

Signal Type: Audio File (.wav) 48k_voice_1kHz_1s.wav
Output Gain: 20.07
Measure Window Start: 300ms
Measure Window Length: 1000ms
BWC applied: 0.16 dB
Device Reference Point: 0, 0, -6.3 mm

**Cursor:**
ABM1/ABM2 = 46.94 dB
ABM1 = 13.46 dBA/m
ABM2 = -33.48 dBA/m
BWC Factor = 0.16 dB
Location: 12.9, -5.4, 3.7 mm




0 dB = 1.000 A/m = 0.00 dBA/m

# OTT WiFi

Communication System: UID 0, IEEE 802.11b/g/n 2.4 GHz Band (0); Frequency: 2437 MHz; Duty Cycle: 1:1
Phantom section: TCoil Section
DASY5 Configuration:
- Probe: AM1DV3 - 3140; ; Calibrated: 2019-09-16
- Sensor-Surface: 0mm (Fix Surface)
- Electronics: DAE4 Sn1447; Calibrated: 2020-03-20
- Phantom: HAC Test Arch with AMCC; Type: SD HAC P01 BB
- Measurement SW: DASY52, Version 52.10 (4);SEMCAD X Version 14.6.14 (7483)

## T-Coil scan (scan for ANSI C63.19 2011 compliance)/802.11b ch.6 1Mbps codec 6/y (transversal) 4.2mm 50 x 50 codec 6/ABM Interpolated Signal(x,y,z) (121x121x1):

Interpolated grid: dx=1.000 mm, dy=1.000 mm
Signal Type: Audio File (.wav) 48k_voice_1kHz_1s.wav
Output Gain: 20.07
Measure Window Start: 300ms
Measure Window Length: 1000ms
BWC applied: 0.16 dB
Device Reference Point: 0, 0, -6.3 mm

**Cursor:**
ABM1/ABM2 = 41.68 dB
ABM1 = 7.10 dBA/m
ABM2 = -34.58 dBA/m
BWC Factor = 0.16 dB
Location: 16.3, -15, 3.7 mm




0 dB = 1.000 A/m = 0.00 dBA/m

## OTT WiFi

Communication System: UID 0, IEEE 802.11a/n/ac 5 GHz Band (0); Frequency: 5200 MHz;Duty Cycle: 1:1

## T-Coil scan (scan for ANSI C63.19 2011 compliance)/802.11a ch40 6Mbps codec 6/z (axial) wideband at best S/N codec6/ABM Freq Resp(x,y,z,f) (1x1x1): Measurement grid: dx=10mm, dy=10mm

Signal Type: Audio File (.wav) 48k_voice_300-3000_2s.wav
Output Gain: 39.36
Measure Window Start: 300ms
Measure Window Length: 2000ms
BWC applied: 10.80 dB
Device Reference Point: 0, 0, -6.3 mm

| Category | Telephone parameters WD signal quality [(signal+noise)-to-noise ratio in decibels] |
|---|---|
| Category T1 | 0 dB to 10 dB |
| Category T2 | 10 dB to 20 dB |
| Category T3 | 20 dB to 30 dB |
| Category T4 | > 30 dB |

**Cursor:**
Diff = 2.00 dB
BWC Factor = 10.80 dB
Location: 17.5, -5.4, 3.7 mm

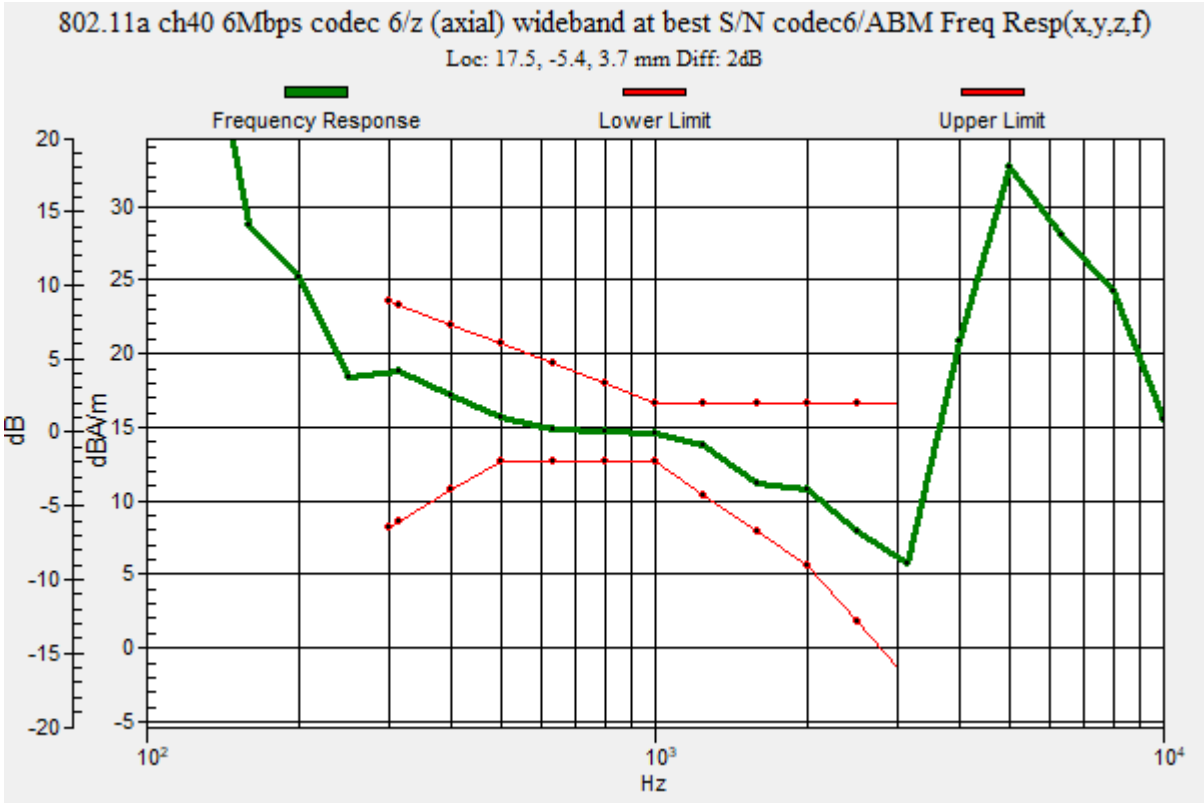

# OTT WiFi

Communication System: UID 0, IEEE 802.11a/n/ac 5 GHz Band (0); Frequency: 5200 MHz; Duty Cycle: 1:1
Phantom section: TCoil Section
DASY5 Configuration:
- Probe: AM1DV3 - 3140; ; Calibrated: 2019-09-16
- Sensor-Surface: 0mm (Fix Surface)
- Electronics: DAE4 Sn1447; Calibrated: 2020-03-20
- Phantom: HAC Test Arch with AMCC; Type: SD HAC P01 BB
- Measurement SW: DASY52, Version 52.10 (4);SEMCAD X Version 14.6.14 (7483)

## T-Coil scan (scan for ANSI C63.19 2011 compliance)/802.11a ch40 6Mbps codec 6/z (axial) 4.2mm 50x50 codec6/ABM Interpolated Signal(x,y,z) (121x121x1): Interpolated grid: dx=1.000 mm, dy=1.000 mm

Signal Type: Audio File (.wav) 48k_voice_1kHz_1s.wav
Output Gain: 20.07
Measure Window Start: 300ms
Measure Window Length: 1000ms
BWC applied: 0.16 dB
Device Reference Point: 0, 0, -6.3 mm

**Cursor:**
ABM1/ABM2 = 57.63 dB
ABM1 = 13.11 dBA/m
ABM2 = -44.52 dBA/m
BWC Factor = 0.16 dB
Location: 17.5, -5.4, 3.7 mm




0 dB = 1.000 A/m = 0.00 dBA/m

# OTT WiFi

Communication System: UID 0, IEEE 802.11a/n/ac 5 GHz Band (0); Frequency: 5200 MHz; Duty Cycle: 1:1
Phantom section: TCoil Section
DASY5 Configuration:
- Probe: AM1DV3 - 3140; ; Calibrated: 2019-09-16
- Sensor-Surface: 0mm (Fix Surface)
- Electronics: DAE4 Sn1447; Calibrated: 2020-03-20
- Phantom: HAC Test Arch with AMCC; Type: SD HAC P01 BB
- Measurement SW: DASY52, Version 52.10 (4);SEMCAD X Version 14.6.14 (7483)

## T-Coil scan (scan for ANSI C63.19 2011 compliance)/802.11a ch40 6Mbps codec 6/y (transversal) 4.2mm 50x50 codec6/ABM Interpolated Signal(x,y,z) (121x121x1): Interpolated grid: dx=1.000 mm, dy=1.000 mm

Signal Type: Audio File (.wav) 48k_voice_1kHz_1s.wav
Output Gain: 20.07
Measure Window Start: 300ms
Measure Window Length: 1000ms
BWC applied: 0.16 dB
Device Reference Point: 0, 0, -6.3 mm

**Cursor:**
ABM1/ABM2 = 46.18 dB
ABM1 = 6.25 dBA/m
ABM2 = -39.93 dBA/m
BWC Factor = 0.16 dB
Location: 16.7, -13.3, 3.7 mm




0 dB = 1.000 A/m = 0.00 dBA/m

## OTT WiFi

Communication System: UID 0, IEEE 802.11a/n/ac 5 GHz Band (0); Frequency: 5280 MHz;Duty Cycle: 1:1

## T-Coil scan (scan for ANSI C63.19 2011 compliance)/802.11a ch56 6Mbps codec 6/z (axial) wideband at best S/N/ABM Freq Resp(x,y,z,f) (1x1x1): Measurement grid: dx=10mm, dy=10mm

Signal Type: Audio File (.wav) 48k_voice_300-3000_2s.wav
Output Gain: 39.36
Measure Window Start: 300ms
Measure Window Length: 2000ms
BWC applied: 10.80 dB
Device Reference Point: 0, 0, -6.3 mm

| Category | Telephone parameters WD signal quality [(signal+noise)-to-noise ratio in decibels] |
|---|---|
| Category T1 | 0 dB to 10 dB |
| Category T2 | 10 dB to 20 dB |
| Category T3 | 20 dB to 30 dB |
| Category T4 | > 30 dB |

**Cursor:**
Diff = 2.00 dB
BWC Factor = 10.80 dB
Location: 16.3, -8.3, 3.7 mm

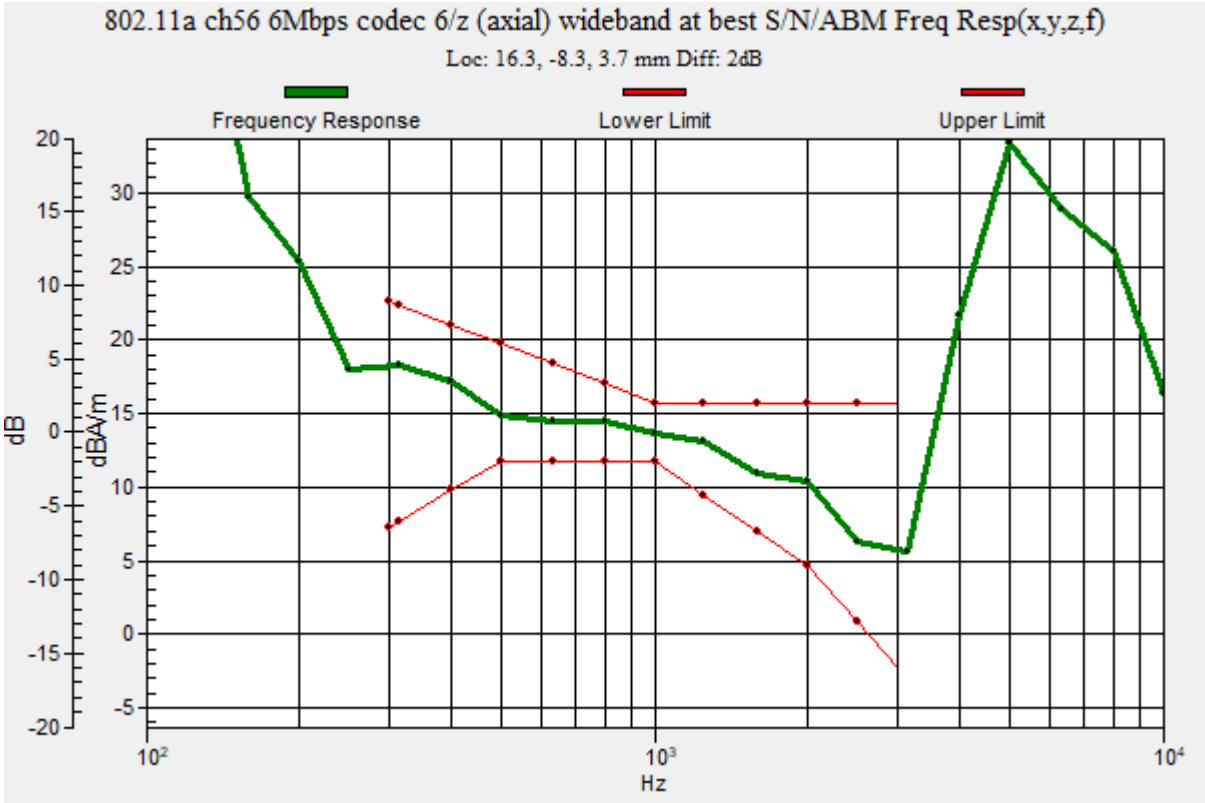

# OTT WiFi

Communication System: UID 0, IEEE 802.11a/n/ac 5 GHz Band (0); Frequency: 5280 MHz; Duty Cycle: 1:1
Phantom section: TCoil Section
DASY5 Configuration:
- Probe: AM1DV3 - 3140; ; Calibrated: 2019-09-16
- Sensor-Surface: 0mm (Fix Surface)
- Electronics: DAE4 Sn1447; Calibrated: 2020-03-20
- Phantom: HAC Test Arch with AMCC; Type: SD HAC P01 BB
- Measurement SW: DASY52, Version 52.10 (4);SEMCAD X Version 14.6.14 (7483)

## T-Coil scan (scan for ANSI C63.19 2011 compliance)/802.11a ch56 6Mbps codec 6/z (axial) 4.2mm 50x50/ABM Interpolated Signal(x,y,z) (121x121x1): Interpolated grid: dx=1.000 mm, dy=1.000 mm

Signal Type: Audio File (.wav) 48k_voice_1kHz_1s.wav
Output Gain: 20.07
Measure Window Start: 300ms
Measure Window Length: 1000ms
BWC applied: 0.16 dB
Device Reference Point: 0, 0, -6.3 mm

**Cursor:**
ABM1/ABM2 = 57.87 dB
ABM1 = 14.44 dBA/m
ABM2 = -43.43 dBA/m
BWC Factor = 0.16 dB
Location: 16.3, -8.3, 3.7 mm




0 dB = 1.000 A/m = 0.00 dBA/m

# OTT WiFi

Communication System: UID 0, IEEE 802.11a/n/ac 5 GHz Band (0); Frequency: 5280 MHz; Duty Cycle: 1:1
Phantom section: TCoil Section
DASY5 Configuration:
- Probe: AM1DV3 - 3140; ; Calibrated: 2019-09-16
- Sensor-Surface: 0mm (Fix Surface)
- Electronics: DAE4 Sn1447; Calibrated: 2020-03-20
- Phantom: HAC Test Arch with AMCC; Type: SD HAC P01 BB
- Measurement SW: DASY52, Version 52.10 (4);SEMCAD X Version 14.6.14 (7483)

## T-Coil scan (scan for ANSI C63.19 2011 compliance)/802.11a ch56 6Mbps codec 6/y (transversal) 4.2mm 50x50/ABM Interpolated Signal(x,y,z) (121x121x1): Interpolated grid: dx=1.000 mm, dy=1.000 mm

Signal Type: Audio File (.wav) 48k_voice_1kHz_1s.wav
Output Gain: 20.07
Measure Window Start: 300ms
Measure Window Length: 1000ms
BWC applied: 0.16 dB
Device Reference Point: 0, 0, -6.3 mm

**Cursor:**
ABM1/ABM2 = 50.95 dB
ABM1 = 7.33 dBA/m
ABM2 = -43.62 dBA/m
BWC Factor = 0.16 dB
Location: 17.9, 4.6, 3.7 mm




0 dB = 1.000 A/m = 0.00 dBA/m

## OTT WiFi

Communication System: UID 0, IEEE 802.11a/n/ac 5 GHz Band (0); Frequency: 5600 MHz;Duty Cycle: 1:1

## T-Coil scan (scan for ANSI C63.19 2011 compliance)/802.11a ch120 6Mbps codec 6/z (axial) wideband at best S/N/ABM Freq Resp(x,y,z,f) (1x1x1): Measurement grid: dx=10mm, dy=10mm

Signal Type: Audio File (.wav) 48k_voice_300-3000_2s.wav
Output Gain: 39.36
Measure Window Start: 300ms
Measure Window Length: 2000ms
BWC applied: 10.80 dB
Device Reference Point: 0, 0, -6.3 mm

| Category | Telephone parameters WD signal quality [(signal+noise)-to-noise ratio in decibels] |
|---|---|
| Category T1 | 0 dB to 10 dB |
| Category T2 | 10 dB to 20 dB |
| Category T3 | 20 dB to 30 dB |
| Category T4 | > 30 dB |

**Cursor:**
Diff = 1.80 dB
BWC Factor = 10.80 dB
Location: 16.7, -4.2, 3.7 mm

# OTT WiFi

Communication System: UID 0, IEEE 802.11a/n/ac 5 GHz Band (0); Frequency: 5600 MHz; Duty Cycle: 1:1
Phantom section: TCoil Section
DASY5 Configuration:
- Probe: AM1DV3 - 3140; ; Calibrated: 2019-09-16
- Sensor-Surface: 0mm (Fix Surface)
- Electronics: DAE4 Sn1447; Calibrated: 2020-03-20
- Phantom: HAC Test Arch with AMCC; Type: SD HAC P01 BB
- Measurement SW: DASY52, Version 52.10 (4);SEMCAD X Version 14.6.14 (7483)

## T-Coil scan (scan for ANSI C63.19 2011 compliance)/802.11a ch120 6Mbps codec 6/z (axial) 4.2mm 50x50/ABM Interpolated Signal(x,y,z) (121x121x1): Interpolated grid: dx=1.000 mm, dy=1.000 mm

Signal Type: Audio File (.wav) 48k_voice_1kHz_1s.wav
Output Gain: 20.07
Measure Window Start: 300ms
Measure Window Length: 1000ms
BWC applied: 0.16 dB
Device Reference Point: 0, 0, -6.3 mm

**Cursor:**
ABM1/ABM2 = 60.47 dB
ABM1 = 14.93 dBA/m
ABM2 = -45.54 dBA/m
BWC Factor = 0.16 dB
Location: 16.7, -4.2, 3.7 mm




0 dB = 1.000 A/m = 0.00 dBA/m

# OTT WiFi

Communication System: UID 0, IEEE 802.11a/n/ac 5 GHz Band (0); Frequency: 5600 MHz; Duty Cycle: 1:1
Phantom section: TCoil Section
DASY5 Configuration:
- Probe: AM1DV3 - 3140; ; Calibrated: 2019-09-16
- Sensor-Surface: 0mm (Fix Surface)
- Electronics: DAE4 Sn1447; Calibrated: 2020-03-20
- Phantom: HAC Test Arch with AMCC; Type: SD HAC P01 BB
- Measurement SW: DASY52, Version 52.10 (4);SEMCAD X Version 14.6.14 (7483)

## T-Coil scan (scan for ANSI C63.19 2011 compliance)/802.11a ch120 6Mbps codec 6/y (transversal) 4.2mm 50x50/ABM Interpolated Signal(x,y,z) (121x121x1): Interpolated grid: dx=1.000 mm, dy=1.000 mm

Signal Type: Audio File (.wav) 48k_voice_1kHz_1s.wav
Output Gain: 20.07
Measure Window Start: 300ms
Measure Window Length: 1000ms
BWC applied: 0.16 dB
Device Reference Point: 0, 0, -6.3 mm

**Cursor:**
ABM1/ABM2 = 51.37 dB
ABM1 = 5.80 dBA/m
ABM2 = -45.57 dBA/m
BWC Factor = 0.16 dB
Location: 12.5, 4.6, 3.7 mm




0 dB = 1.000 A/m = 0.00 dBA/m

## OTT WiFi

Communication System: UID 0, IEEE 802.11a/n/ac 5 GHz Band (0); Frequency: 5785 MHz;Duty Cycle: 1:1

## T-Coil scan (scan for ANSI C63.19 2011 compliance)/802.11a ch157 6Mbps codec 6/z (axial) wideband at best S/N/ABM Freq Resp(x,y,z,f) (1x1x1): Measurement grid: dx=10mm, dy=10mm

Signal Type: Audio File (.wav) 48k_voice_300-3000_2s.wav
Output Gain: 39.36
Measure Window Start: 300ms
Measure Window Length: 2000ms
BWC applied: 10.80 dB
Device Reference Point: 0, 0, -6.3 mm

| Category | Telephone parameters WD signal quality [(signal+noise)-to-noise ratio in decibels] |
|---|---|
| Category T1 | 0 dB to 10 dB |
| Category T2 | 10 dB to 20 dB |
| Category T3 | 20 dB to 30 dB |
| Category T4 | > 30 dB |

**Cursor:**
Diff = 1.31 dB
BWC Factor = 10.80 dB
Location: 20.8, -8.3, 3.7 mm

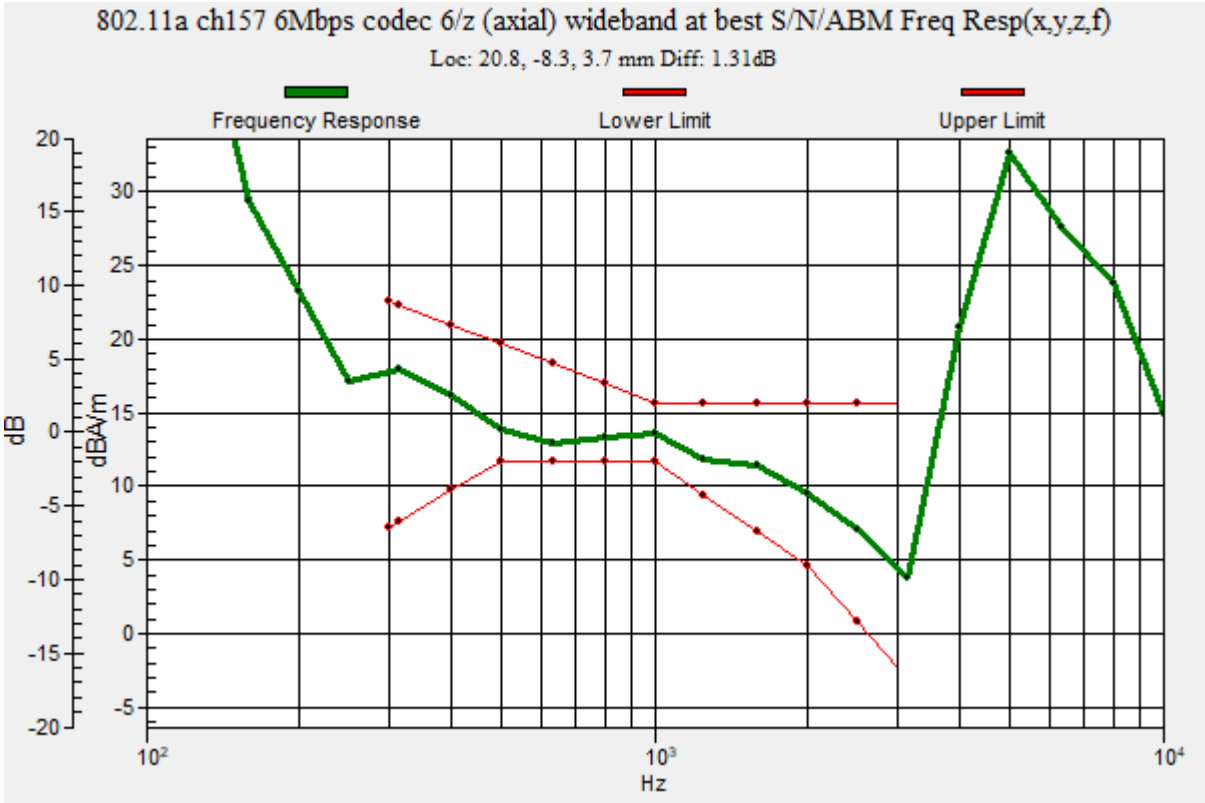

# OTT WiFi

Communication System: UID 0, IEEE 802.11a/n/ac 5 GHz Band (0); Frequency: 5785 MHz; Duty Cycle: 1:1
Phantom section: TCoil Section
DASY5 Configuration:
- Probe: AM1DV3 - 3140; ; Calibrated: 2019-09-16
- Sensor-Surface: 0mm (Fix Surface)
- Electronics: DAE4 Sn1447; Calibrated: 2020-03-20
- Phantom: HAC Test Arch with AMCC; Type: SD HAC P01 BB
- Measurement SW: DASY52, Version 52.10 (4);SEMCAD X Version 14.6.14 (7483)

## T-Coil scan (scan for ANSI C63.19 2011 compliance)/802.11a ch157 6Mbps codec 6/z (axial) 4.2mm 50x50/ABM Interpolated Signal(x,y,z) (121x121x1): Interpolated grid: dx=1.000 mm, dy=1.000 mm

Signal Type: Audio File (.wav) 48k_voice_1kHz_1s.wav
Output Gain: 20.07
Measure Window Start: 300ms
Measure Window Length: 1000ms
BWC applied: 0.16 dB
Device Reference Point: 0, 0, -6.3 mm

**Cursor:**
ABM1/ABM2 = 54.35 dB
ABM1 = 13.95 dBA/m
ABM2 = -40.40 dBA/m
BWC Factor = 0.16 dB
Location: 20.8, -8.3, 3.7 mm




0 dB = 1.000 A/m = 0.00 dBA/m

# OTT WiFi

Communication System: UID 0, IEEE 802.11a/n/ac 5 GHz Band (0); Frequency: 5785 MHz; Duty Cycle: 1:1
Phantom section: TCoil Section
DASY5 Configuration:
- Probe: AM1DV3 - 3140; ; Calibrated: 2019-09-16
- Sensor-Surface: 0mm (Fix Surface)
- Electronics: DAE4 Sn1447; Calibrated: 2020-03-20
- Phantom: HAC Test Arch with AMCC; Type: SD HAC P01 BB
- Measurement SW: DASY52, Version 52.10 (4);SEMCAD X Version 14.6.14 (7483)

## T-Coil scan (scan for ANSI C63.19 2011 compliance)/802.11a ch157 6Mbps codec 6/y (transversal) 4.2mm 50x50/ABM Interpolated Signal(x,y,z) (121x121x1): Interpolated grid: dx=1.000 mm, dy=1.000 mm

Signal Type: Audio File (.wav) 48k_voice_1kHz_1s.wav
Output Gain: 20.07
Measure Window Start: 300ms
Measure Window Length: 1000ms
BWC applied: 0.16 dB
Device Reference Point: 0, 0, -6.3 mm

**Cursor:**
ABM1/ABM2 = 48.98 dB
ABM1 = 6.05 dBA/m
ABM2 = -42.93 dBA/m
BWC Factor = 0.16 dB
Location: 15.4, -16.3, 3.7 mm




0 dB = 1.000 A/m = 0.00 dBA/m