# 12. SETUP PHOTOS

**ANTENNA PORT CONDUCTED RF MEASUREMENT SETUP**

ANTENNA PORT CONDUCTED PHOTO

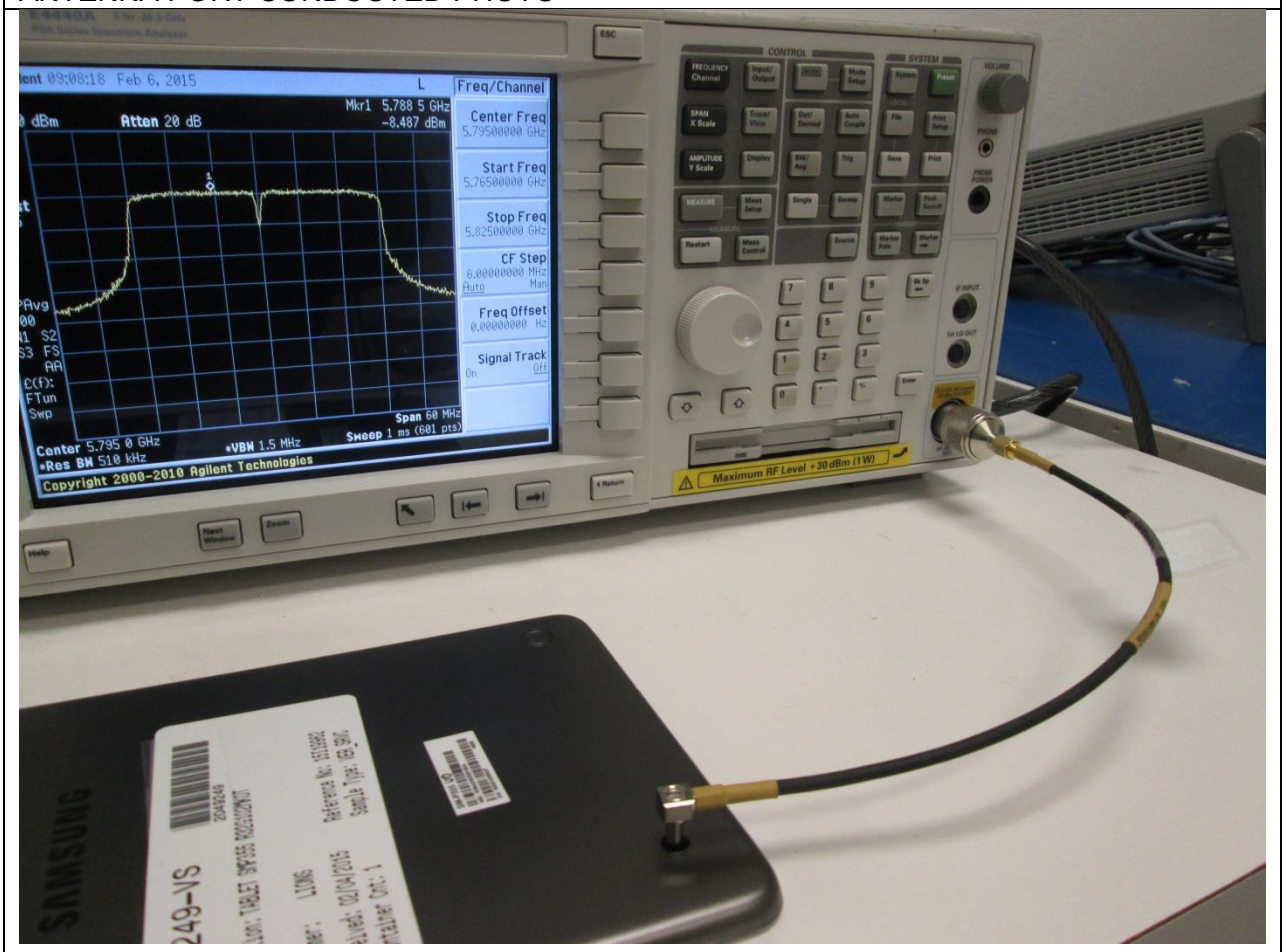



*This report shall not be reproduced except in full, without the written approval of UL Verification Services Inc.*

**RADIATED RF MEASUREMENT SETUP (BELOW 1 GHz)**

RADIATED FRONT=PHOTO (BELOW 1 GHz)

*This report shall not be reproduced except in full, without the written approval of UL Verification Services Inc.*

RADIATED BACK PHOTO (BELOW 1 GHz)




*This report shall not be reproduced except in full, without the written approval of UL Verification Services Inc.*

**RADIATED RF MEASUREMENT SETUP (ABOVE 1 GHz)**

RADIATED FRONT PHOTO (ABOVE 1 GHz)





*This report shall not be reproduced except in full, without the written approval of UL Verification Services Inc.*



RADIATED BACK PHOTO (ABOVE 1 GHz)


*This report shall not be reproduced except in full, without the written approval of UL Verification Services Inc.*

**RADIATED RF MEASUREMENT SETUP FOR PORTABLE CONFIGURATION**

X-AXIS FRONT PHOTO

*This report shall not be reproduced except in full, without the written approval of UL Verification Services Inc.*

Y-AXIS FRONT PHOTO




UL VERIFICATION SERVICES INC. FORM NO: CCSUP4701H
47173 BENICIA STREET, FREMONT, CA 94538, USA TEL: (510) 771-1000 FAX: (510) 661-0888
*This report shall not be reproduced except in full, without the written approval of UL Verification Services Inc.*

Z-AXIS FRONT PHOTO




*This report shall not be reproduced except in full, without the written approval of UL Verification Services Inc.*

**POWERLINE CONDUCTED EMISSIONS MEASUREMENT SETUP**

LINE CONDUCTED FRONT PHOTO




*This report shall not be reproduced except in full, without the written approval of UL Verification Services Inc.*

LINE CONDUCTED BACK PHOTO



# END OF REPORT


*This report shall not be reproduced except in full, without the written approval of UL Verification Services Inc.*