APPENDIX F: DUT ANTENNA DIAGRAM & SAR TEST SETUP PHOTOGRAPHS

© 2016 PCTEST Engineering Laboratory, Inc.

Note: Exact antenna dimensions and separation distances are shown in the Technical Descriptions in the FCC Filing.

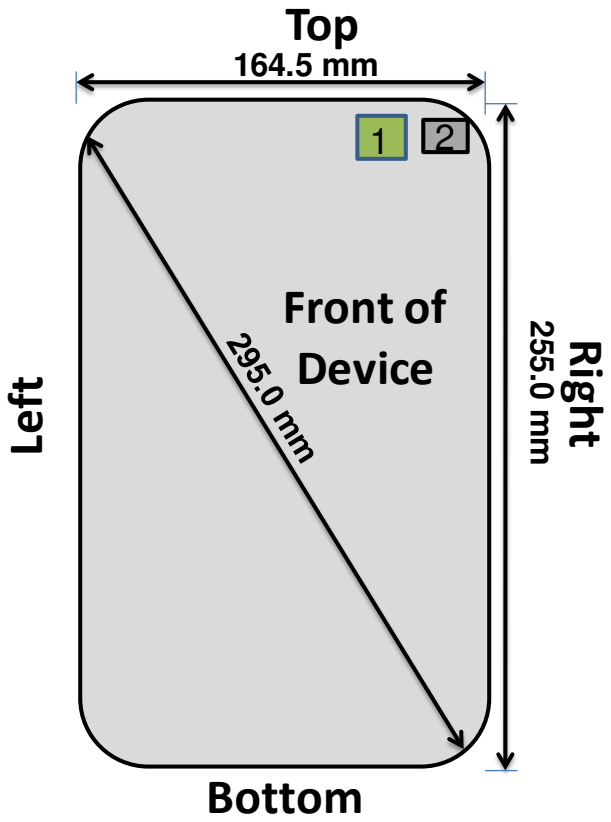

1. WLAN/BT Main Ant
   - 2.4/5 GHz WLAN Tx/Rx
   - 2.4 GHz Bluetooth Tx/Rx
   - Ant+
2. GPS Rx Only

Figure F-1
DUT Antenna Locations

© 2016 PCTEST Engineering Laboratory, Inc.



SAR Test Setup Photo 1: Back Side at 0.7 cm



SAR Test Setup Photo 2: Back Side at 0.0 cm

© 2016 PCTEST Engineering Laboratory, Inc.



SAR Test Setup Photo 3: Top Edge at 0.4 cm



SAR Test Setup Photo 4: Top Edge at 0.0 cm

© 2016 PCTEST Engineering Laboratory, Inc.

SAR Test Setup Photo 5: Right Edge at 0.0 cm

© 2016 PCTEST Engineering Laboratory, Inc.