UNII Straddle Ch. IEEE 802.11ac VHT80 mode Ourput Power and PSD

ANT1	ANT2
Output Power	Output Power
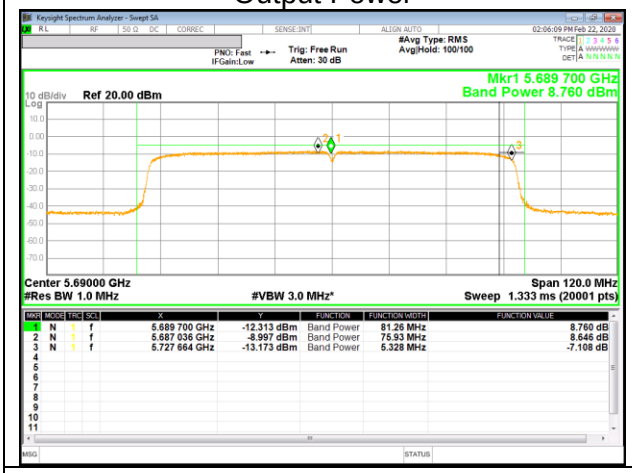	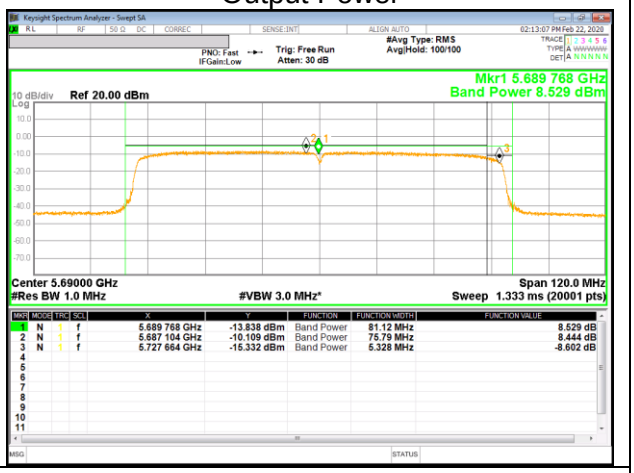
UNII 2C PSD	UNII 2C PSD
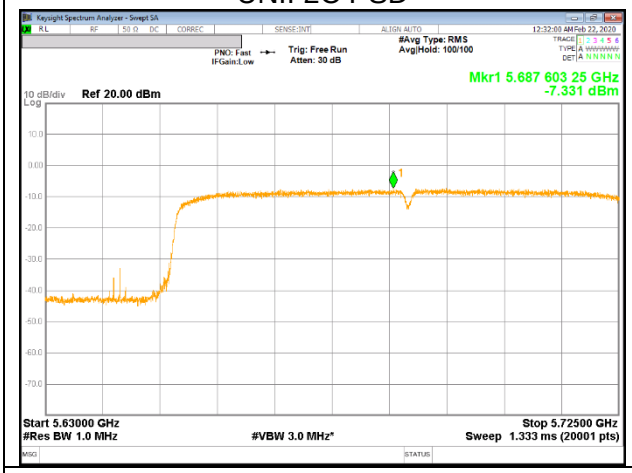	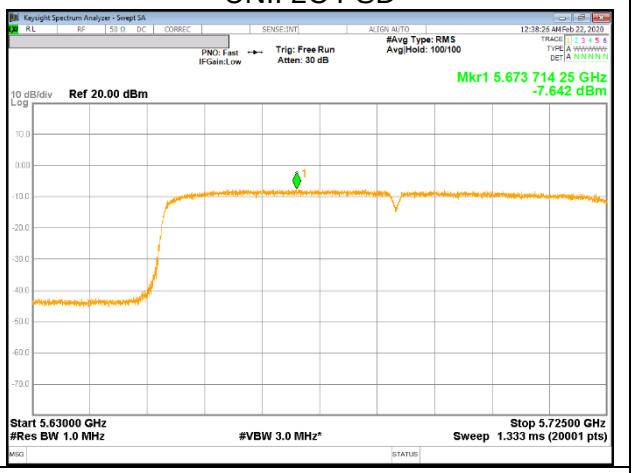
UNII 3 PSD	UNII 3 PSD
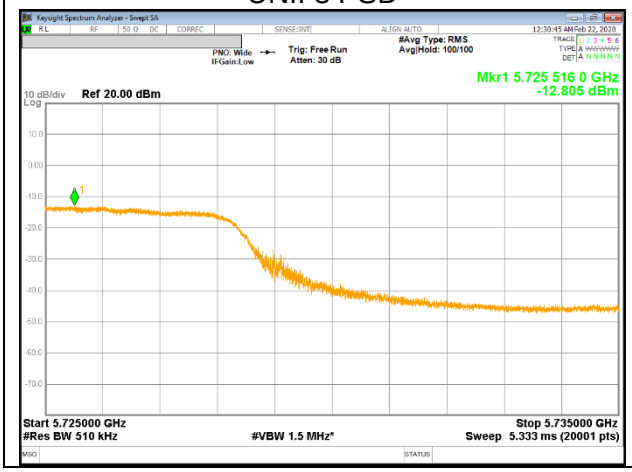	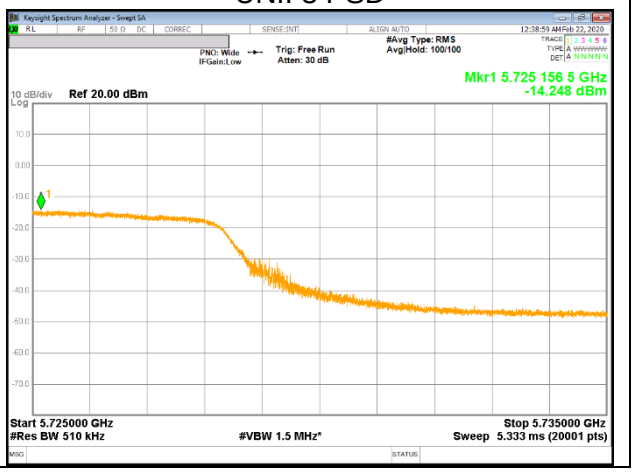

UL Korea, Ltd. Suwon Laboratory FORM ID: FCC_15E(03)
218 Maeyeong-ro, Yeongtong-gu, Suwon-si, Gyeonggi-do, 16675, Korea TEL: (031) 337-9902 FAX: (031) 213-5433
UL Korea, Ltd. Confidential
This report shall not be reproduced except in full, without the written approval of UL Korea, Ltd.

11. TRANSMITTER ABOVE 1 GHz

LIMITS

FCC §15.205 and §15.209

Limits for radiated disturbance of an intentional radiator		
Frequency range (MHz)	Limits (µV/m)	Measurement Distance (m)
0.009 – 0.490	2400 / F (kHz)	300
0.490 – 1.705	24000 / F (kHz)	30
1.705 – 30.0	30	30
30 – 88	100**	3
88 - 216	150**	3
216 – 960	200**	3
Above 960	500	3

** Except as provided in paragraph (g), fundamental emissions from intentional radiators operating under this section shall not be located in the frequency bands 54-72 MHz, 76-88 MHz, 174-216 MHz or 470-806 MHz. However, operation within these frequency bands is permitted under other sections of this part, e.g. §§ 15.231 and 15.241.

FCC Part 15.205 (a) : Only spurious emissions are permitted in any of the frequency bands listed beLow :

MHz	MHz	MHz	MHz	GHz	GHz
0.009 ~ 0.110	8.41425 ~ 8.41475	108 ~ 121.94	1300 ~ 1427	4.5 ~ 5.15	14.47 ~ 14.5
0.495 ~ 0.505	12.29 ~ 12.293	123 ~ 138	1435 ~ 1626.5	5.35 ~ 5.46	15.35 ~ 16.2
2.1735 ~ 2.1905	12.51975 ~ 12.52025	149.9 ~ 150.05	1645.5 ~ 1646.5	7.25 ~ 7.75	17.7 ~ 21.4
4.125 ~ 4.128	12.57675 ~ 12.57725	156.52475 ~ 156.52525	1660 ~ 1710	8.025 ~ 8.5	22.01 ~ 23.12
4.17725 ~ 4.17775	13.36 ~ 13.41	156.7 ~ 156.9	1718.8 ~ 1722.2	9.0 ~ 9.2	23.6 ~ 24.0
4.20725 ~ 4.20775	16.42 ~ 16.423	162.0125 ~ 167.17	2200 ~ 2300	9.3 ~ 9.5	31.2 ~ 31.8
6.215 ~ 6.218	16.69475 ~ 16.69525	167.72 ~ 173.2	2310 ~ 2390	10.6 ~ 12.7	36.43 ~ 36.5
6.26775 ~ 6.26825	16.80425 ~ 16.80475	240 ~ 285	2483.5 ~ 2500	13.25 ~ 13.4	Above 38.6
6.31175 ~ 6.31225	25.5 ~ 25.67	322 ~ 335.4	2655 ~ 2900		
8.291 ~ 8.294	37.5 ~ 38.25	399.90 ~ 410	3260 ~ 3267		
8.362 ~ 8.366	73 ~ 74.6	608 ~ 614	3332 ~ 3339		
8.37625 ~ 8.38675	74.8 ~ 75.2	960 ~ 1240	3345.8 ~ 3358		
			3600 ~ 4400		

▪ FCC Part 15.205(b) : The field strength of emissions appearing within these frequency bands shall not exceed the limits shown in §15.209. At frequencies equal to or less than 1000 MHz, compliance with the limits in §15.209 shall be demonstrated using measurement instrumentation employing a CISPR quasi-peak detector. Above 1000 MHz, compliance with the emission limits in §15.209 shall be demonstrated based on the average value of the measured emissions. The provisions in §15.35 apply to these measurements.

UL Korea, Ltd. Confidential
This report shall not be reproduced except in full, without the written approval of UL Korea, Ltd.

FCC §15.407 (b)

(b) Undesirable emission limits. Except as shown in paragraph (b)(7) of this section, the maximum emissions outside of the frequency bands of operation shall be attenuated in accordance with the folLowing limits:

(1) For transmitters operating in the 5.15-5.25 GHz band: All emissions outside of the 5.15-5.35 GHz band shall not exceed an e.i.r.p. of −27 dBm/MHz.
(2) For transmitters operating in the 5.25-5.35 GHz band: All emissions outside of the 5.15-5.35 GHz band shall not exceed an e.i.r.p. of −27 dBm/MHz.
(3) For transmitters operating in the 5.47-5.725 GHz band: All emissions outside of the 5.47-5.725 GHz band shall not exceed an e.i.r.p. of −27 dBm/MHz.
(4) For transmitters operating in the 5.725-5.85 GHz band:

(i) All emissions shall be limited to a level of −27 dBm/MHz at 75 MHz or more above or beLow the band edge increasing linearly to 10 dBm/MHz at 25 MHz above or beLow the band edge, and from 25 MHz above or beLow the band edge increasing linearly to a level of 15.6 dBm/MHz at 5 MHz above or beLow the band edge, and from 5 MHz above or beLow the band edge increasing linearly to a level of 27 dBm/MHz at the band edge.

(5) The emission measurements shall be performed using a minimum resolution bandwidth of 1 MHz. A Lower resolution bandwidth may be employed near the band edge, when necessary,
provided the measured energy is integrated to show the total power over 1 MHz.
(6) Unwanted emissions beLow 1 GHz must comply with the general field strength limits set forth
in §15.209. Further, any U-NII devices using an AC power line are required to comply also with the conducted limits set forth in §15.207.
(7) The provisions of §15.205 apply to intentional radiators operating under this section.
(8) When measuring the emission limits, the nominal carrier frequency shall be adjusted as close to the upper and Lower frequency band edges as the design of the equipment permits.

Note

- Limit translation to field strength level (FCC §15.407)

E[dBuV/m] = EIRP[dBm] + 95.2 = -27dBm + 95.2 = 68.2dBuV/m

E[dBuV/m] = EIRP[dBm] + 95.2 = -17dBm + 95.2 = 78.2dBuV/m

UL Korea, Ltd. Suwon Laboratory FORM ID: FCC_15E(03)
218 Maeyeong-ro, Yeongtong-gu, Suwon-si, Gyeonggi-do, 16675, Korea TEL: (031) 337-9902 FAX: (031) 213-5433
UL Korea, Ltd. Confidential
This report shall not be reproduced except in full, without the written approval of UL Korea, Ltd.

TEST PROCEDURE

The EUT is placed on a non-conducting table 80 cm above the ground plane for beLow 1GHz and 100 cm for above 1GHz. The antenna to EUT distance is 3 meters. The EUT is configured in accordance with ANSI C63.10. The EUT is set to transmit in a continuous mode.

For measurements beLow 1 GHz the resolution bandwidth is set to 100 kHz for peak detection measurements or 120 kHz for quasi-peak detection measurements. Peak detection is used unless otherwise noted as quasi-peak.

Reference to KDB 789033 D02 v02r01 UNII part G) 6) c) Method AD:
For measurements above 1 GHz the resolution bandwidth is set to 1 MHz; the video bandwidth is set to 3 MHz for peak measurements and add duty cycle factor to the reading offset for average measurements.

Pre-scans to detect harmonic and spurious emissions, the resolution bandwidth is set to 1 MHz; the video bandwidth is set to 30 KHz for peak measurements.

The spectrum from 1GHz to 40 GHz is investigated with the transmitter set to the Lowest, middle, and Highest channels in each applicable band.
(From 30MHz to 1GHz, test was performed with the EUT set to transmit at the channel with Highest output power)

The frequency range of interest is monitored at a fixed antenna height and EUT azimuth. The EUT is rotated through 360 degrees to maximize emissions received. The antenna is scanned from 1 to 4 meters above the ground plane to further maximize the emission. Measurements are made with the antenna polarized in both the vertical and the horizontal positions.

Note : Emission was pre-scanned from 9KHz to 30MHz; No emissions were detected which was at least 20dB beLow the specification limit (consider distance correction factor).
Per FCC part 15.31(o), test results were not reported.

Although these tests were performed other than open field test site, adequate comparison measurements were confirmed against 30 m open are test site.
Therefore sufficient tests were made to demonstrate that the alternative site produces results that correlate with the one of tests made in an open field based on KDB 414788.

UL Korea, Ltd. Suwon Laboratory FORM ID: FCC_15E(03)
218 Maeyeong-ro, Yeongtong-gu, Suwon-si, Gyeonggi-do, 16675, Korea TEL: (031) 337-9902 FAX: (031) 213-5433
UL Korea, Ltd. Confidential
This report shall not be reproduced except in full, without the written approval of UL Korea, Ltd.

11.1. 5.2 GHz

11.1.1. TX ABOVE 1GHz 802.11a 2Tx MODE IN THE 5.2GHz BAND

RESTRICTED BANDEDGE (Low CHANNEL_ANT1)

HORIZONTAL PEAK AND AVERAGE DATA

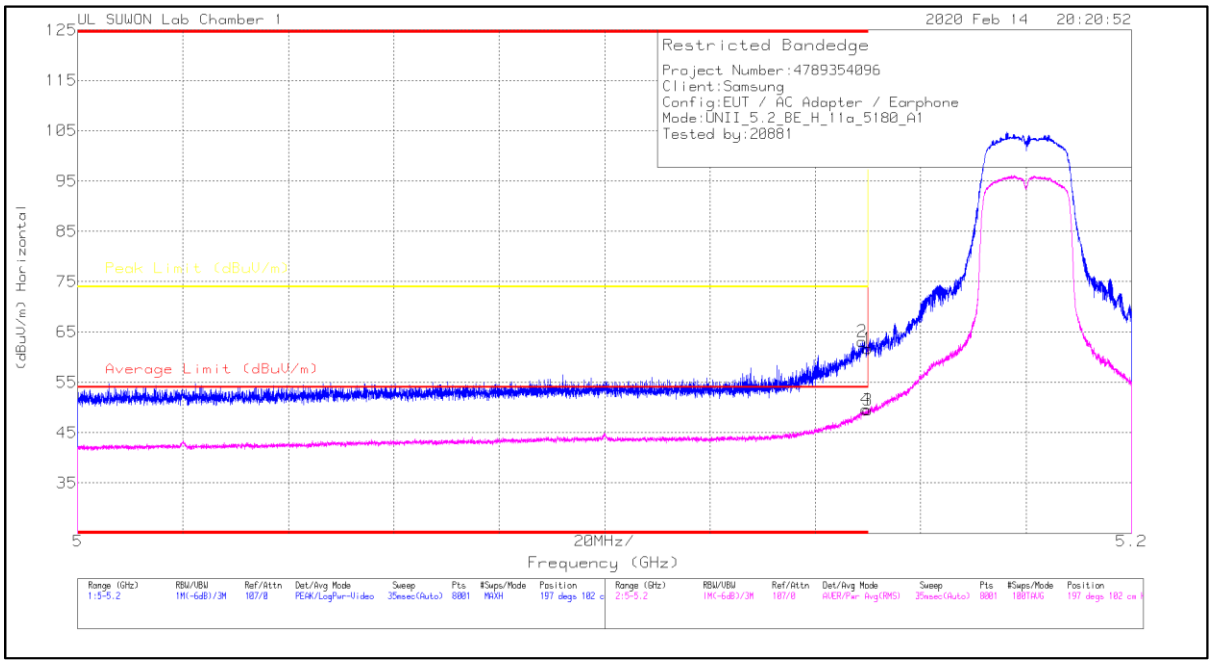

Trace Markers

Marker	Frequency (GHz)	Meter Reading (dBuV)	Det	3117_00168717	10dB_ATT[dB]	DC Corr (dB)	Corrected Reading (dBuV/m)	Average Limit (dBuV/m)	Margin (dB)	Peak Limit (dBuV/m)	PK Margin (dB)	Azimuth (Degs)	Height (cm)	Polarity
1	5.15	48.97	Pk	34.5	-21.8	0	61.67	-	-	74	-12.33	197	102	H
2	* 5.14893	50.55	Pk	34.4	-21.8	0	63.15	-	-	74	-10.85	197	102	H
3	5.15	36.6	RMS	34.5	-21.8	.17	49.47	54	-4.53	-	-	197	102	H
4	* 5.14955	36.83	RMS	34.4	-21.8	.17	49.6	54	-4.4	-	-	197	102	H

* - indicates frequency in CFR47 Pt 15 / IC RSS-Restricted Band
Pk - Peak detector
RMS - RMS detection

UL Korea, Ltd. Suwon Laboratory FORM ID: FCC_15E(03)
218 Maeyeong-ro, Yeongtong-gu, Suwon-si, Gyeonggi-do, 16675, Korea TEL: (031) 337-9902 FAX: (031) 213-5433
UL Korea, Ltd. Confidential
This report shall not be reproduced except in full, without the written approval of UL Korea, Ltd.

VERTICAL PEAK AND AVERAGE DATA

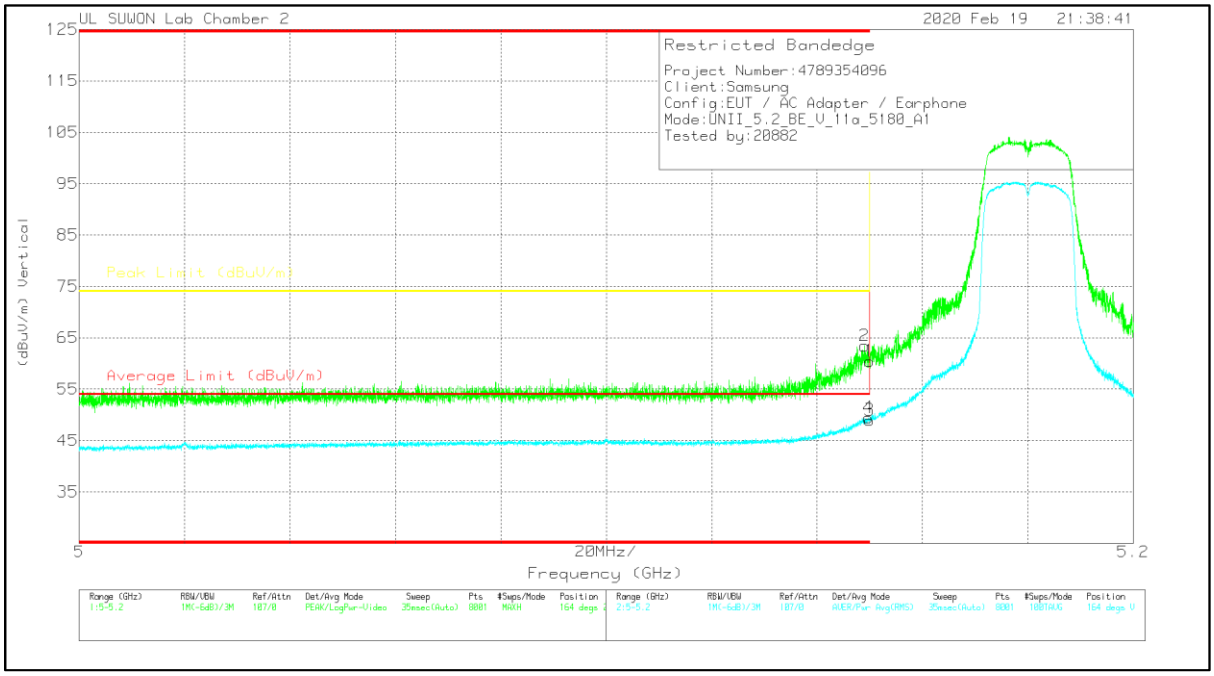

Trace Markers

Marker	Frequency (GHz)	Meter Reading (dBuV)	Det	3117_00168724	10dB_ATT[dB]	DC Corr (dB)	Corrected Reading (dBuV/m)	Average Limit (dBuV/m)	Margin (dB)	Peak Limit (dBuV/m)	PK Margin (dB)	Azimuth (Degs)	Height (cm)	Polarity
1	5.15	44.27	Pk	34.3	-18.1	0	60.47	-	-	74	-13.53	164	247	V
2	* 5.149	47.24	Pk	34.3	-18.1	0	63.44	-	-	74	-10.56	164	247	V
3	5.15	32.61	RMS	34.3	-18.1	.17	48.98	54	-5.02	-	-	164	247	V
4	* 5.14975	33.08	RMS	34.3	-18.1	.17	49.45	54	-4.55	-	-	164	247	V

* - indicates frequency in CFR47 Pt 15 / IC RSS-Restricted Band
Pk - Peak detector
RMS - RMS detection

UL Korea, Ltd. Suwon Laboratory FORM ID: FCC_15E(03)
218 Maeyeong-ro, Yeongtong-gu, Suwon-si, Gyeonggi-do, 16675, Korea TEL: (031) 337-9902 FAX: (031) 213-5433
UL Korea, Ltd. Confidential
This report shall not be reproduced except in full, without the written approval of UL Korea, Ltd.

RESTRICTED BANDEDGE (Low CHANNEL_ANT2)

HORIZONTAL PEAK AND AVERAGE DATA

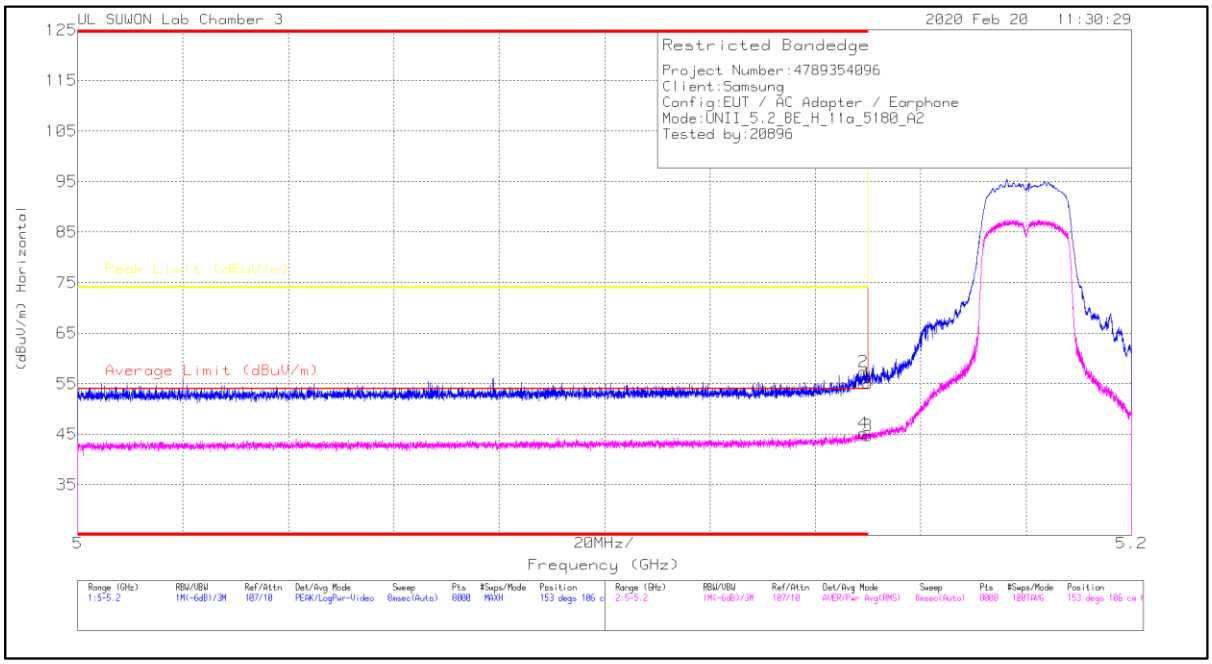

Trace Markers

Marker	Frequency (GHz)	Meter Reading (dBuV)	Det	3117_00205959	10dB_ATT[dB]	DC Corr (dB)	Corrected Reading (dBuV/m)	Average Limit (dBuV/m)	Margin (dB)	Peak Limit (dBuV/m)	PK Margin (dB)	Azimuth (Degs)	Height (cm)	Polarity
1	* 5.14999	39.24	Pk	34.4	-18.6	0	55.04	-	-	74	-18.96	153	106	H
2	* 5.14909	41.58	Pk	34.4	-18.6	0	57.38	-	-	74	-16.62	153	106	H
3	* 5.14999	28.76	RMS	34.4	-18.6	.17	44.73	54	-9.27	-	-	153	106	H
4	* 5.14912	29.27	RMS	34.4	-18.6	.17	45.24	54	-8.76	-	-	153	106	H

* - indicates frequency in CFR47 Pt 15 / IC RSS-Restricted Band
Pk - Peak detector
RMS - RMS detection

UL Korea, Ltd. Suwon Laboratory FORM ID: FCC_15E(03)
218 Maeyeong-ro, Yeongtong-gu, Suwon-si, Gyeonggi-do, 16675, Korea TEL: (031) 337-9902 FAX: (031) 213-5433
UL Korea, Ltd. Confidential
This report shall not be reproduced except in full, without the written approval of UL Korea, Ltd.

VERTICAL PEAK AND AVERAGE DATA

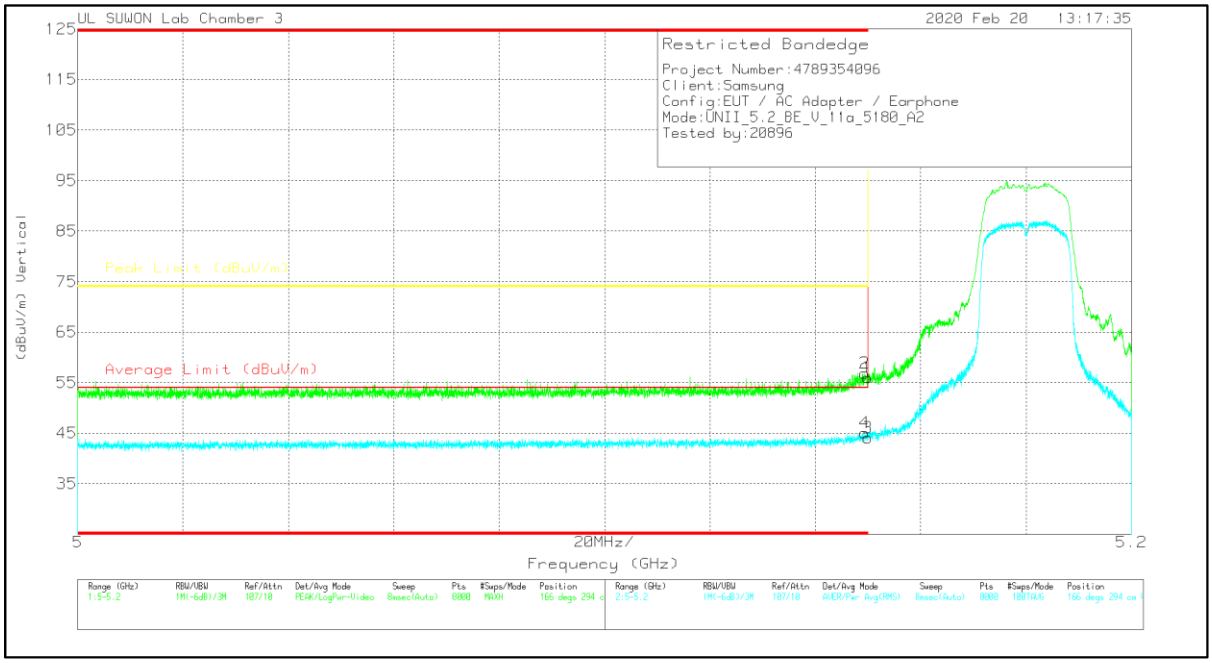

Trace Markers

Marker	Frequency (GHz)	Meter Reading (dBuV)	Det	3117_00205959	10dB_ATT[dB]	DC Corr (dB)	Corrected Reading (dBuV/m)	Average Limit (dBuV/m)	Margin (dB)	Peak Limit (dBuV/m)	PK Margin (dB)	Azimuth (Degs)	Height (cm)	Polarity
1	* 5.14999	40.21	Pk	34.4	-18.6	0	56.01	-	-	74	-17.99	166	294	V
2	* 5.14939	41.12	Pk	34.4	-18.6	0	56.92	-	-	74	-17.08	166	294	V
3	* 5.14999	28.09	RMS	34.4	-18.6	.17	44.06	54	-9.94	-	-	166	294	V
4	* 5.14939	29.11	RMS	34.4	-18.6	.17	45.08	54	-8.92	-	-	166	294	V

* - indicates frequency in CFR47 Pt 15 / IC RSS-Restricted Band
Pk - Peak detector
RMS - RMS detection

UL Korea, Ltd. Suwon Laboratory FORM ID: FCC_15E(03)
218 Maeyeong-ro, Yeongtong-gu, Suwon-si, Gyeonggi-do, 16675, Korea TEL: (031) 337-9902 FAX: (031) 213-5433
UL Korea, Ltd. Confidential
This report shall not be reproduced except in full, without the written approval of UL Korea, Ltd.

RESTRICTED BANDEDGE (Low CHANNEL_ANT ALL)

HORIZONTAL PEAK AND AVERAGE DATA

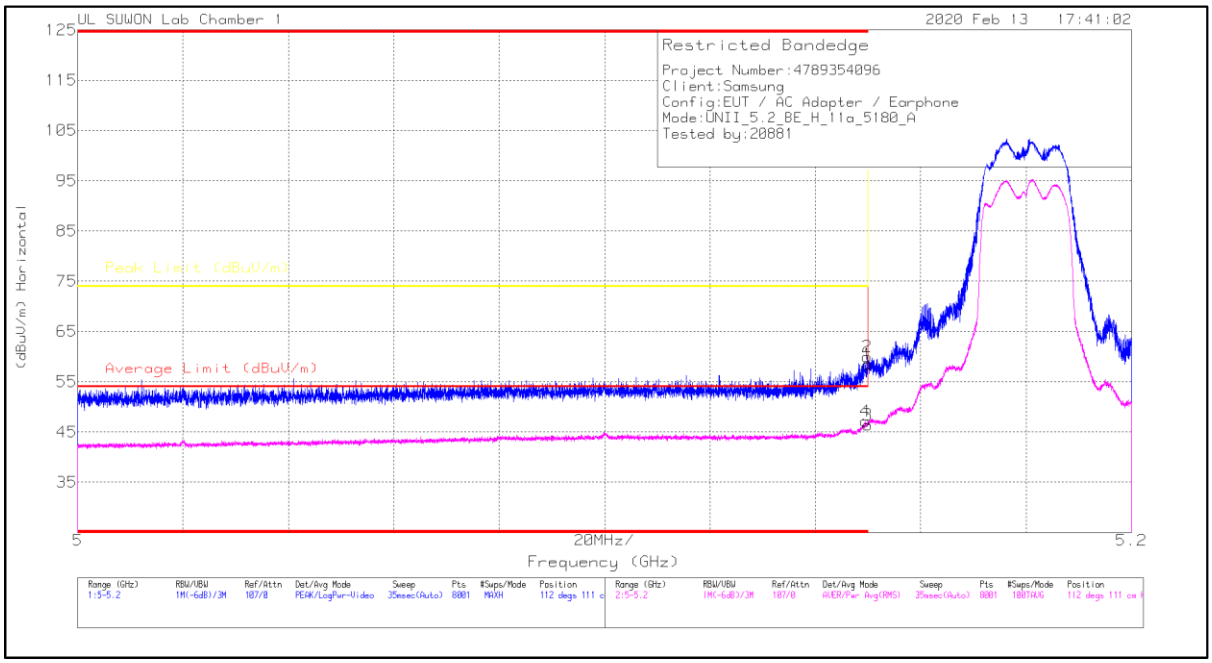

Trace Markers

Marker	Frequency (GHz)	Meter Reading (dBuV)	Det	3117_00168717	10dB_ATT[dB]	DC Corr (dB)	Corrected Reading (dBuV/m)	Average Limit (dBuV/m)	Margin (dB)	Peak Limit (dBuV/m)	PK Margin (dB)	Azimuth (Degs)	Height (cm)	Polarity
1	5.15	45.76	Pk	34.5	-21.8	0	58.46	-	-	74	-15.54	112	111	H
2	* 5.14983	47.34	Pk	34.4	-21.8	0	59.94	-	-	74	-14.06	112	111	H
3	5.15	33.56	RMS	34.5	-21.8	.17	46.43	54	-7.57	-	-	112	111	H
4	* 5.14948	34.33	RMS	34.4	-21.8	.17	47.1	54	-6.9	-	-	112	111	H

* - indicates frequency in CFR47 Pt 15 / IC RSS-Restricted Band
Pk - Peak detector
RMS - RMS detection

UL Korea, Ltd. Suwon Laboratory FORM ID: FCC_15E(03)
218 Maeyeong-ro, Yeongtong-gu, Suwon-si, Gyeonggi-do, 16675, Korea TEL: (031) 337-9902 FAX: (031) 213-5433
UL Korea, Ltd. Confidential
This report shall not be reproduced except in full, without the written approval of UL Korea, Ltd.

VERTICAL PEAK AND AVERAGE DATA

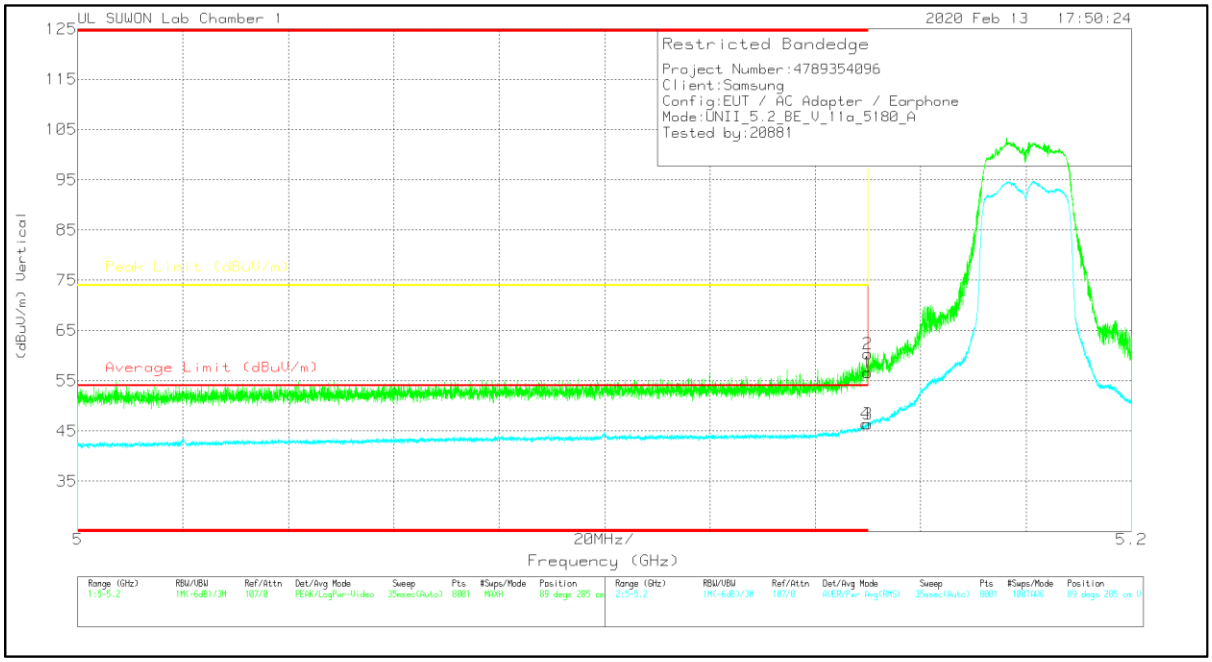

Trace Markers

Marker	Frequency (GHz)	Meter Reading (dBuV)	Det	3117_00168717	10dB_ATT[dB]	DC Corr (dB)	Corrected Reading (dBuV/m)	Average Limit (dBuV/m)	Margin (dB)	Peak Limit (dBuV/m)	PK Margin (dB)	Azimuth (Degs)	Height (cm)	Polarity
1	5.15	43.89	Pk	34.5	-21.8	0	56.59	-	-	74	-17.41	89	285	V
2	* 5.14998	47.78	Pk	34.4	-21.8	0	60.38	-	-	74	-13.62	89	285	V
3	5.15	33.55	RMS	34.5	-21.8	.17	46.42	54	-7.58	-	-	89	285	V
4	* 5.1496	33.65	RMS	34.4	-21.8	.17	46.42	54	-7.58	-	-	89	285	V

* - indicates frequency in CFR47 Pt 15 / IC RSS-Restricted Band
Pk - Peak detector
RMS - RMS detection

UL Korea, Ltd. Suwon Laboratory FORM ID: FCC_15E(03)
218 Maeyeong-ro, Yeongtong-gu, Suwon-si, Gyeonggi-do, 16675, Korea TEL: (031) 337-9902 FAX: (031) 213-5433
UL Korea, Ltd. Confidential
This report shall not be reproduced except in full, without the written approval of UL Korea, Ltd.

HARMONICS AND SPURIOUS EMISSIONS

Low CHANNEL HORIZONTAL

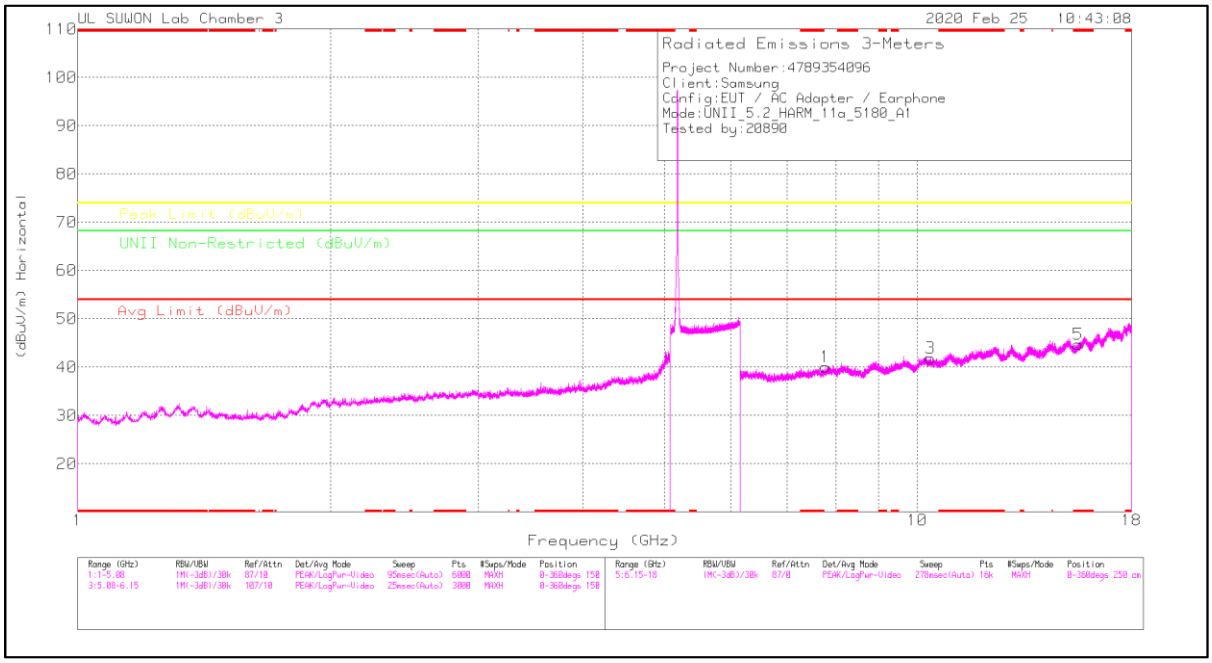

Low CHANNEL VERTICAL

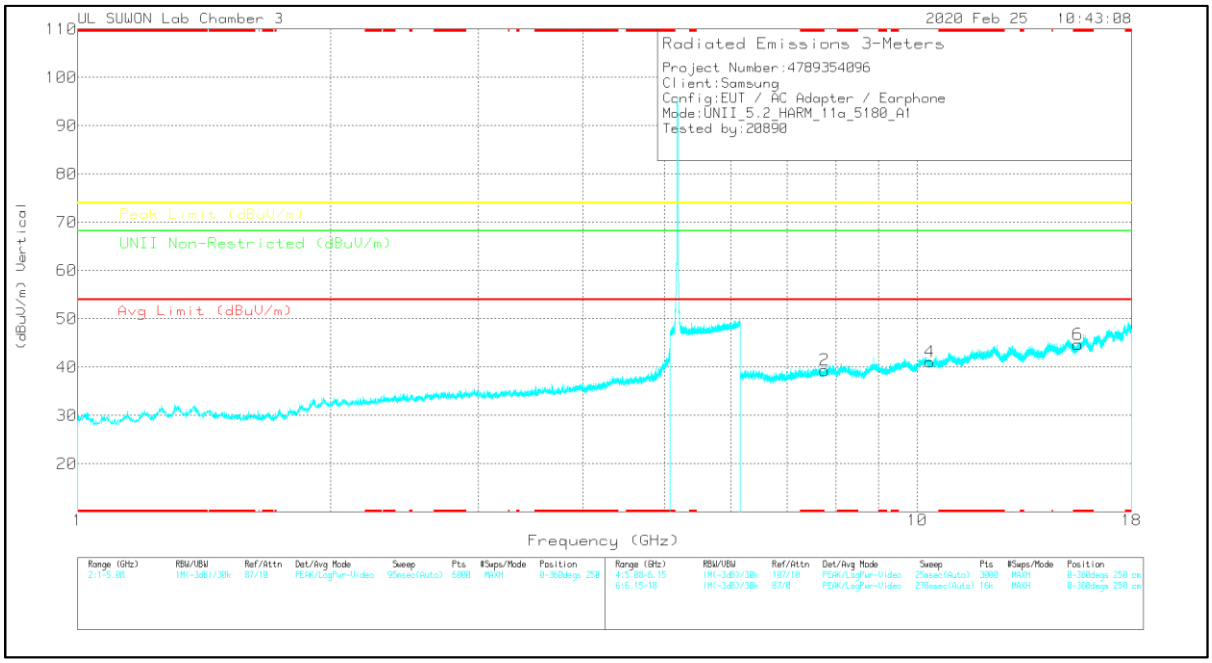

Note: Emission was scanned up to 40GHz; No emissions were detected above the noise floor which was at least 20dB beLow the specification limit.

UL Korea, Ltd. Confidential
This report shall not be reproduced except in full, without the written approval of UL Korea, Ltd.

Low CHANNEL DATA

Radiated Emissions

Frequency (GHz)	Meter Reading (dBuV)	Det	3117_00205959	6GHz_HP[dB]	DC Corr (dB)	Corrected Reading (dBuV/m)	Avg Limit (dBuV/m)	Margin (dB)	Peak Limit (dBuV/m)	Margin (dB)	UNII Non-Restricted (dBuV/m)	Margin (dB)	Azimuth (Degs)	Height (cm)	Polarity
7.77687	32.55	PK-U	35.9	-22.7	0	45.75	-	-	-	-	68.2	-22.45	360	100	H
7.78254	35.74	PK-U	35.9	-22.6	0	49.04	-	-	-	-	68.2	-19.16	360	100	V
10.3686	32.82	PK-U	37.6	-18.9	0	51.52	-	-	-	-	68.2	-16.68	360	100	H
10.36068	32.75	PK-U	37.6	-18.9	0	51.45	-	-	-	-	68.2	-16.75	360	100	V
* 15.55453	33.96	PK-U	40.2	-19.5	0	54.66	-	-	74	-19.34	-	-	360	100	H
* 15.55382	34.15	PK-U	40.2	-19.5	0	54.85	-	-	74	-19.15	-	-	360	100	V

* - indicates frequency in CFR47 Pt 15 / IC RSS-Restricted Band
PK-U - U-NII: Maximum Peak

UL Korea, Ltd. Suwon Laboratory FORM ID: FCC_15E(03)
218 Maeyeong-ro, Yeongtong-gu, Suwon-si, Gyeonggi-do, 16675, Korea TEL: (031) 337-9902 FAX: (031) 213-5433
UL Korea, Ltd. Confidential
This report shall not be reproduced except in full, without the written approval of UL Korea, Ltd.

MID CHANNEL HORIZONTAL

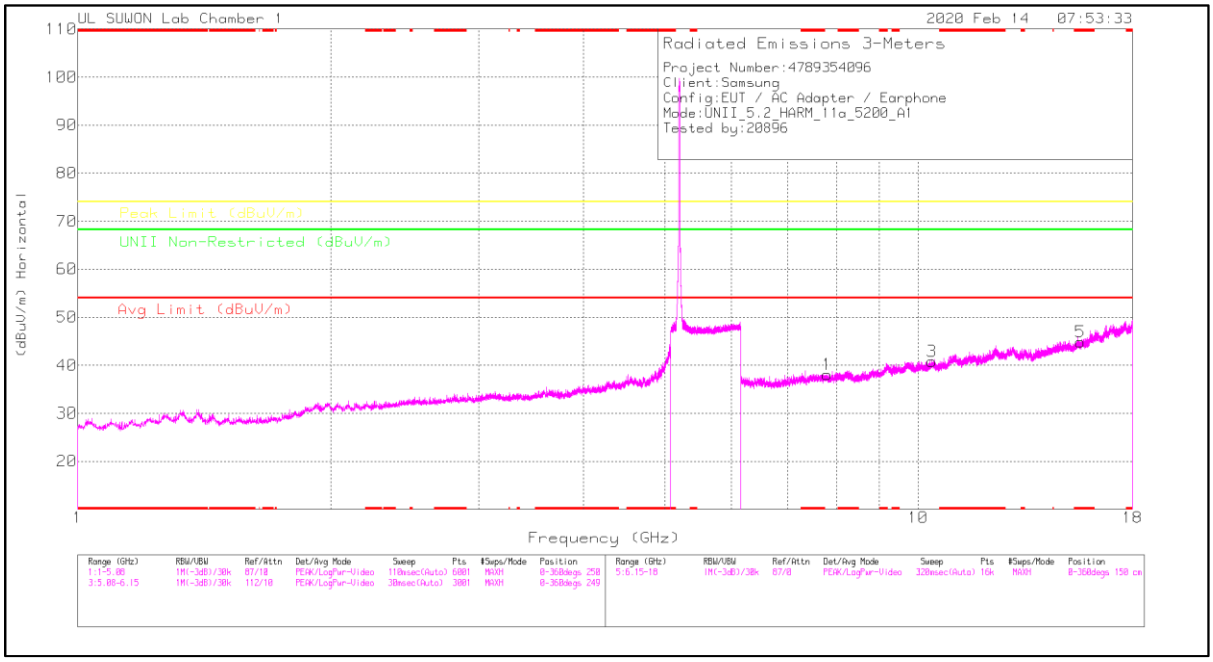

MID CHANNEL VERTICAL

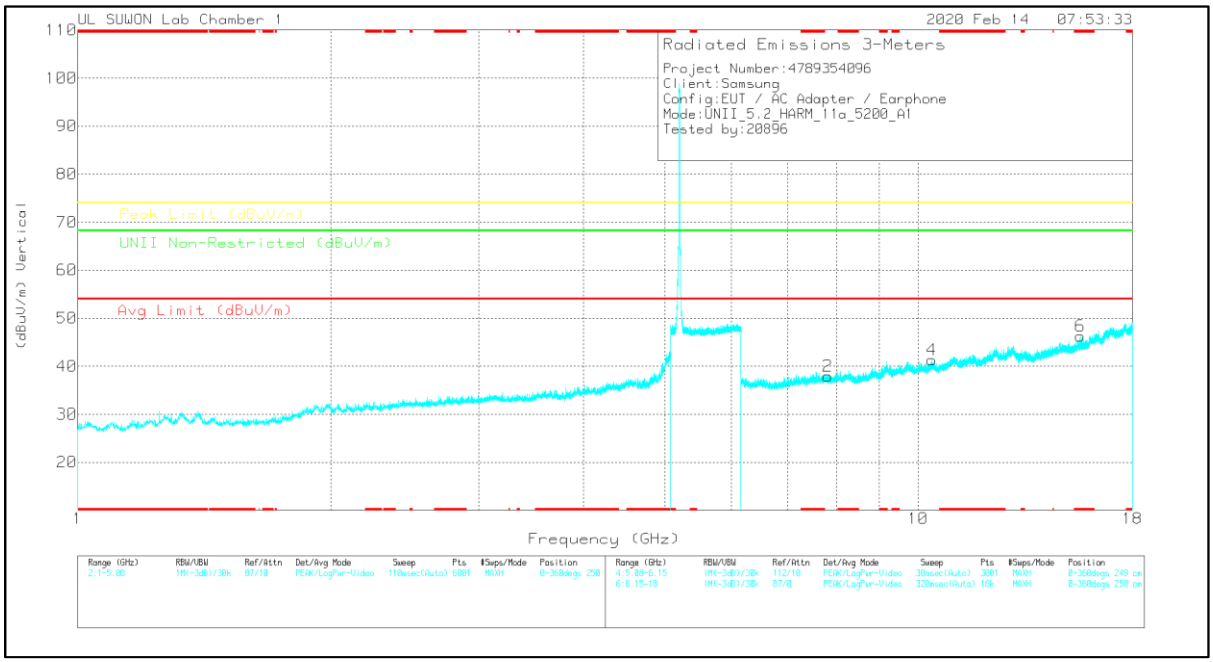

Note: Emission was scanned up to 40GHz; No emissions were detected above the noise floor which was at least 20dB beLow the specification limit.

UL Korea, Ltd. Confidential
This report shall not be reproduced except in full, without the written approval of UL Korea, Ltd.

MID CHANNEL DATA

Radiated Emissions

Frequency (GHz)	Meter Reading (dBuV)	Det	3117_00168717	6GHz_HP[dB]	DC Corr (dB)	Corrected Reading (dBuV/m)	Avg Limit (dBuV/m)	Margin (dB)	Peak Limit (dBuV/m)	Margin (dB)	UNII Non-Restricted (dBuV/m)	Margin (dB)	Azimuth (Degs)	Height (cm)	Polarity
7.80274	38.71	PK-U	35.9	-26.6	0	48.01	-	-	-	-	68.2	-20.19	360	100	H
7.80027	38.89	PK-U	35.9	-26.6	0	48.19	-	-	-	-	68.2	-20.01	360	100	V
10.39496	35.09	PK-U	37.6	-21.7	0	50.99	-	-	-	-	68.2	-17.21	360	100	H
10.39745	35.18	PK-U	37.6	-21.6	0	51.18	-	-	-	-	68.2	-17.02	360	100	V
* 15.60585	38.5	PK-U	40.2	-21.2	0	57.5	-	-	74	-16.5	-	-	197	104	H
* 15.6006	25.68	ADR	40.2	-21.4	.17	44.65	54	-9.35	-	-	-	-	197	104	H
* 15.60445	40.05	PK-U	40.2	-21.3	0	58.95	-	-	74	-15.05	-	-	153	265	V
* 15.59985	27.25	ADR	40.2	-21.3	.17	46.32	54	-7.68	-	-	-	-	153	265	V

* - indicates frequency in CFR47 Pt 15 / IC RSS-Restricted Band
PK-U - U-NII: Maximum Peak
ADR - U-NII AD primary method, RMS average

UL Korea, Ltd. Suwon Laboratory FORM ID: FCC_15E(03)
218 Maeyeong-ro, Yeongtong-gu, Suwon-si, Gyeonggi-do, 16675, Korea TEL: (031) 337-9902 FAX: (031) 213-5433
UL Korea, Ltd. Confidential
This report shall not be reproduced except in full, without the written approval of UL Korea, Ltd.

High CHANNEL HORIZONTAL

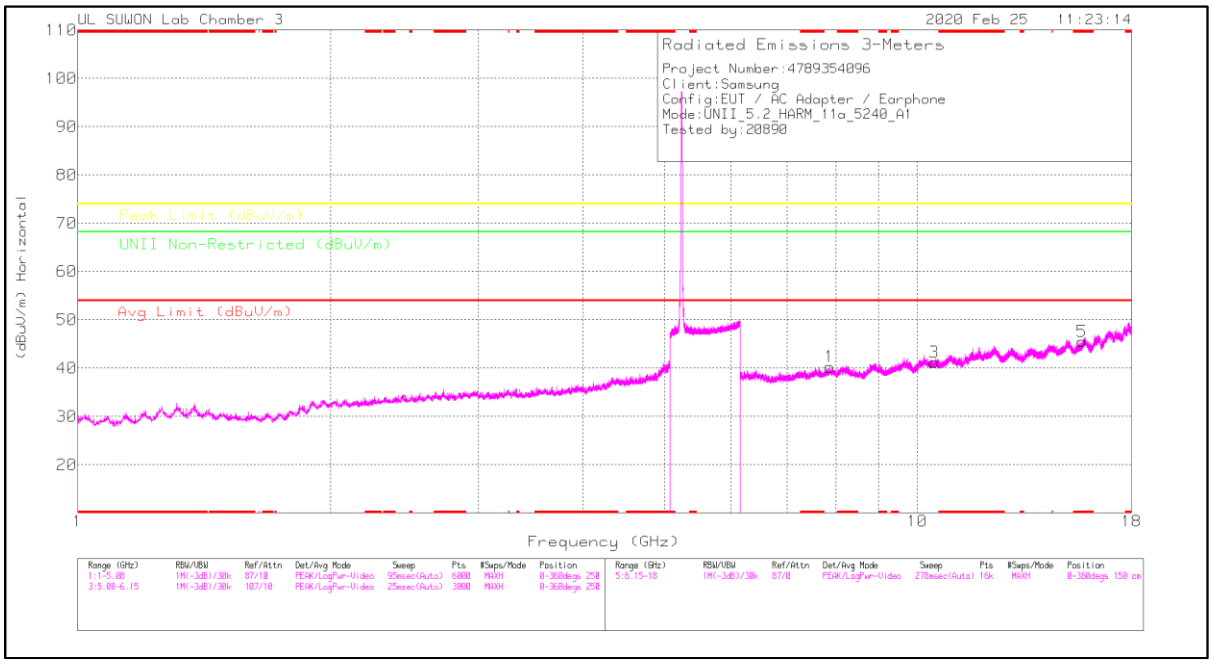

High CHANNEL VERTICAL

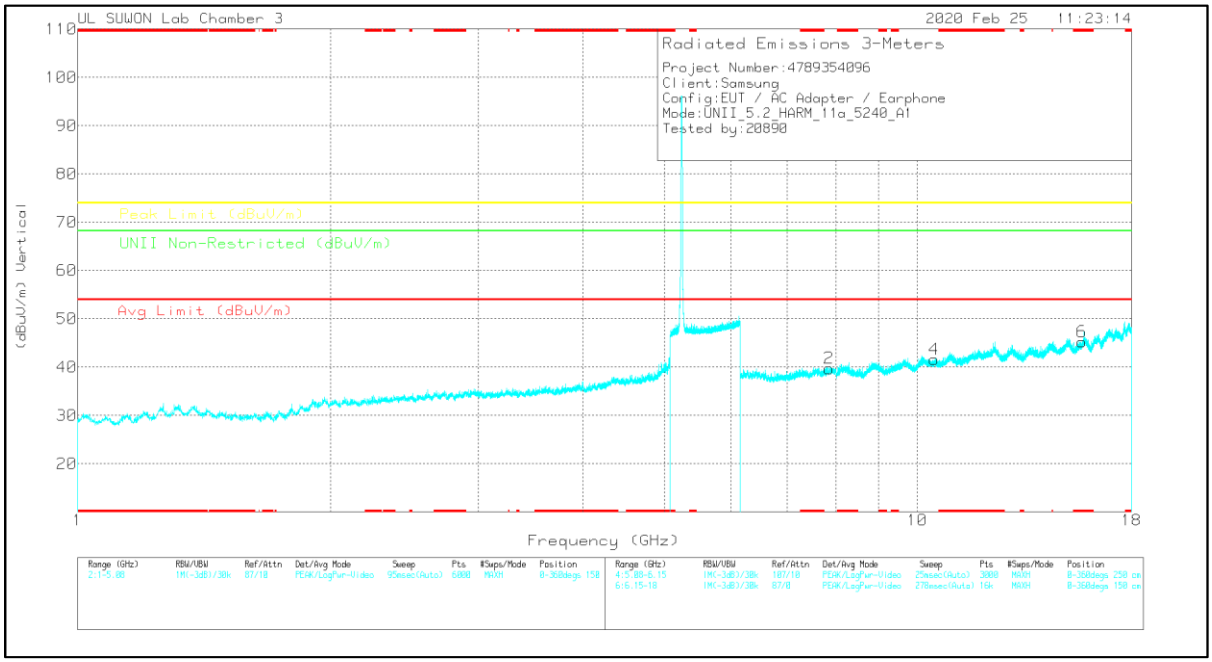

Note: Emission was scanned up to 40GHz; No emissions were detected above the noise floor which was at least 20dB beLow the specification limit.

UL Korea, Ltd. Confidential
This report shall not be reproduced except in full, without the written approval of UL Korea, Ltd.

High CHANNEL DATA

Radiated Emissions

Frequency (GHz)	Meter Reading (dBuV)	Det	3117_00205959	6GHz_HP[dB]	DC Corr (dB)	Corrected Reading (dBuV/m)	Avg Limit (dBuV/m)	Margin (dB)	Peak Limit (dBuV/m)	Margin (dB)	UNII Non-Restricted (dBuV/m)	Margin (dB)	Azimuth (Degs)	Height (cm)	Polarity
7.86896	35.55	PK-U	35.9	-21.9	0	49.55	-	-	-	-	68.2	-18.65	360	100	H
7.87684	35.86	PK-U	36	-21.9	0	49.96	-	-	-	-	68.2	-18.24	360	100	V
10.48078	32.19	PK-U	37.7	-19.1	0	50.79	-	-	-	-	68.2	-17.41	360	100	H
10.4753	33.45	PK-U	37.7	-19.1	0	52.05	-	-	-	-	68.2	-16.15	360	100	V
* 15.7191	34.29	PK-U	40.4	-19.1	0	55.59	-	-	74	-18.41	-	-	360	100	H
* 15.71315	34.13	PK-U	40.4	-19.2	0	55.33	-	-	74	-18.67	-	-	360	100	V

* - indicates frequency in CFR47 Pt 15 / IC RSS-Restricted Band
PK-U - U-NII: Maximum Peak

UL Korea, Ltd. Suwon Laboratory FORM ID: FCC_15E(03)
218 Maeyeong-ro, Yeongtong-gu, Suwon-si, Gyeonggi-do, 16675, Korea TEL: (031) 337-9902 FAX: (031) 213-5433
UL Korea, Ltd. Confidential
This report shall not be reproduced except in full, without the written approval of UL Korea, Ltd.

11.1.2. TX ABOVE 1GHz 802.11n HT20 2Tx MODE IN THE 5.2GHz BAND

RESTRICTED BANDEDGE (Low CHANNEL_ANT1)

HORIZONTAL PEAK AND AVERAGE DATA

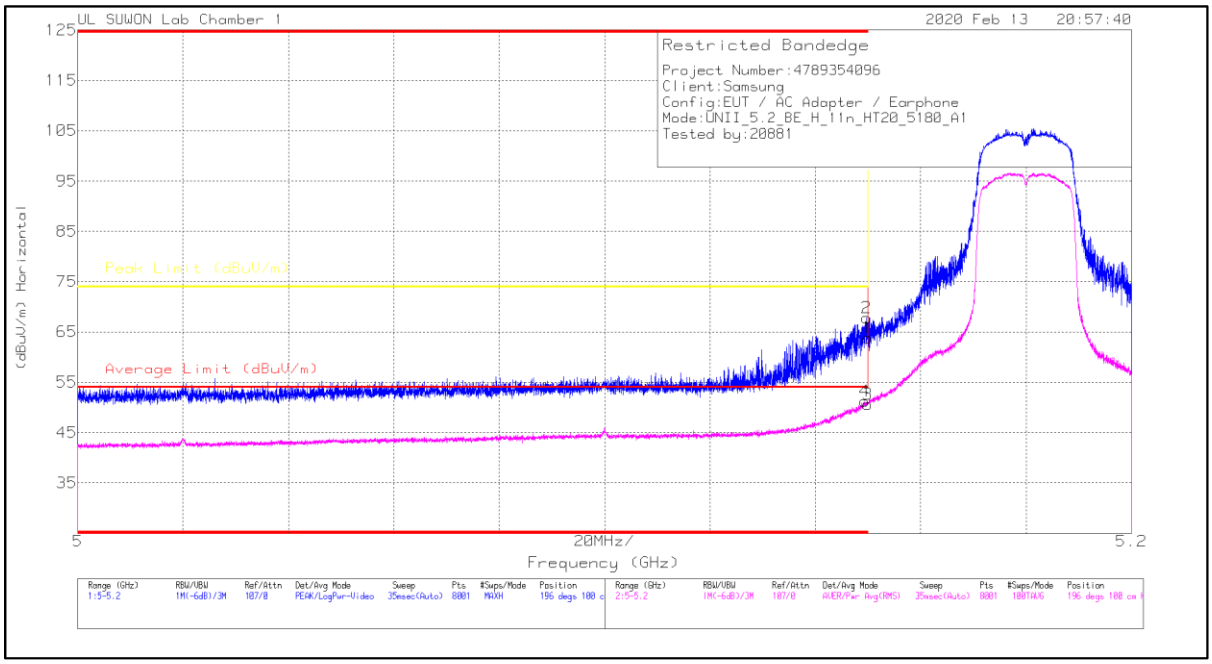

Trace Markers

Marker	Frequency (GHz)	Meter Reading (dBuV)	Det	3117_00168717	10dB_ATT[dB]	DC Corr (dB)	Corrected Reading (dBuV/m)	Average Limit (dBuV/m)	Margin (dB)	Peak Limit (dBuV/m)	PK Margin (dB)	Azimuth (Degs)	Height (cm)	Polarity
1	5.15	51.09	Pk	34.5	-21.8	0	63.79	-	-	74	-10.21	196	100	H
2	* 5.1497	55.25	Pk	34.4	-21.8	0	67.85	-	-	74	-6.15	196	100	H
3	5.15	37.87	RMS	34.5	-21.8	.1	50.67	54	-3.33	-	-	196	100	H
4	* 5.14935	38.52	RMS	34.4	-21.8	.1	51.22	54	-2.78	-	-	196	100	H

* - indicates frequency in CFR47 Pt 15 / IC RSS-Restricted Band
Pk - Peak detector
RMS - RMS detection

UL Korea, Ltd. Suwon Laboratory FORM ID: FCC_15E(03)
218 Maeyeong-ro, Yeongtong-gu, Suwon-si, Gyeonggi-do, 16675, Korea TEL: (031) 337-9902 FAX: (031) 213-5433
UL Korea, Ltd. Confidential
This report shall not be reproduced except in full, without the written approval of UL Korea, Ltd.

VERTICAL PEAK AND AVERAGE DATA

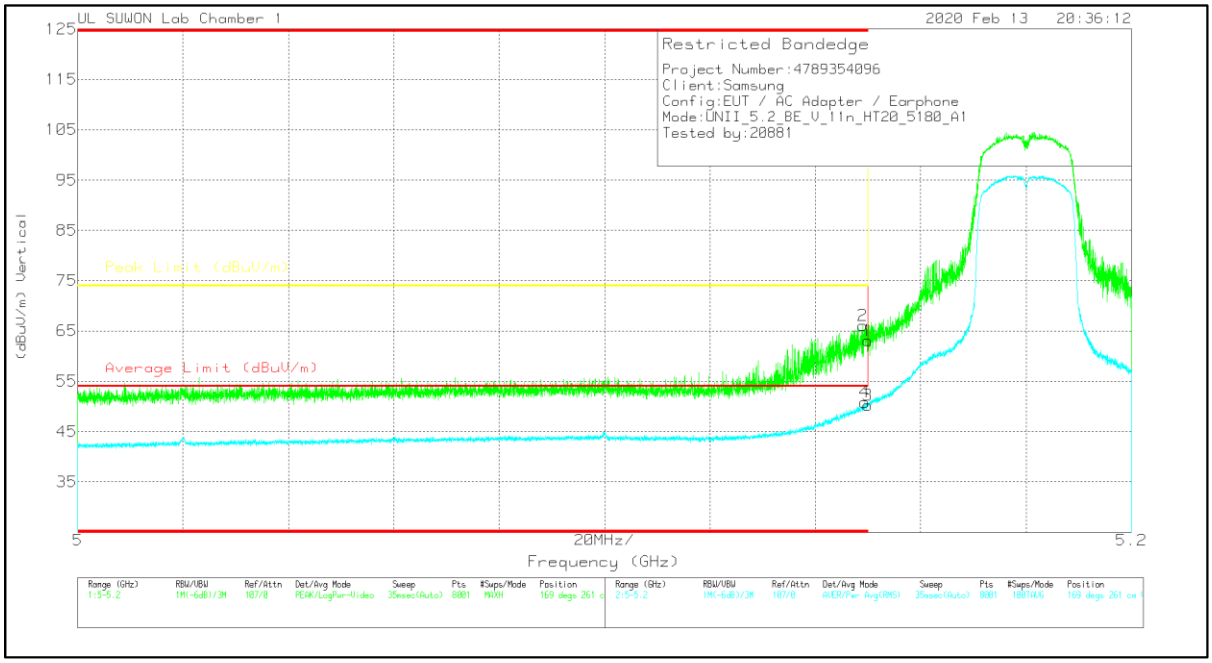

Trace Markers

Marker	Frequency (GHz)	Meter Reading (dBuV)	Det	3117_00168717	10dB_ATT[dB]	DC Corr (dB)	Corrected Reading (dBuV/m)	Average Limit (dBuV/m)	Margin (dB)	Peak Limit (dBuV/m)	PK Margin (dB)	Azimuth (Degs)	Height (cm)	Polarity
1	5.15	50.42	Pk	34.5	-21.8	0	63.12	-	-	74	-10.88	169	261	V
2	* 5.14903	53.46	Pk	34.4	-21.8	0	66.06	-	-	74	-7.94	169	261	V
3	5.15	37.46	RMS	34.5	-21.8	.1	50.26	54	-3.74	-	-	169	261	V
4	* 5.1494	38.12	RMS	34.4	-21.8	.1	50.82	54	-3.18	-	-	169	261	V

* - indicates frequency in CFR47 Pt 15 / IC RSS-Restricted Band
Pk - Peak detector
RMS - RMS detection

UL Korea, Ltd. Suwon Laboratory FORM ID: FCC_15E(03)
218 Maeyeong-ro, Yeongtong-gu, Suwon-si, Gyeonggi-do, 16675, Korea TEL: (031) 337-9902 FAX: (031) 213-5433
UL Korea, Ltd. Confidential
This report shall not be reproduced except in full, without the written approval of UL Korea, Ltd.

RESTRICTED BANDEDGE (Low CHANNEL_ANT2)

HORIZONTAL PEAK AND AVERAGE DATA

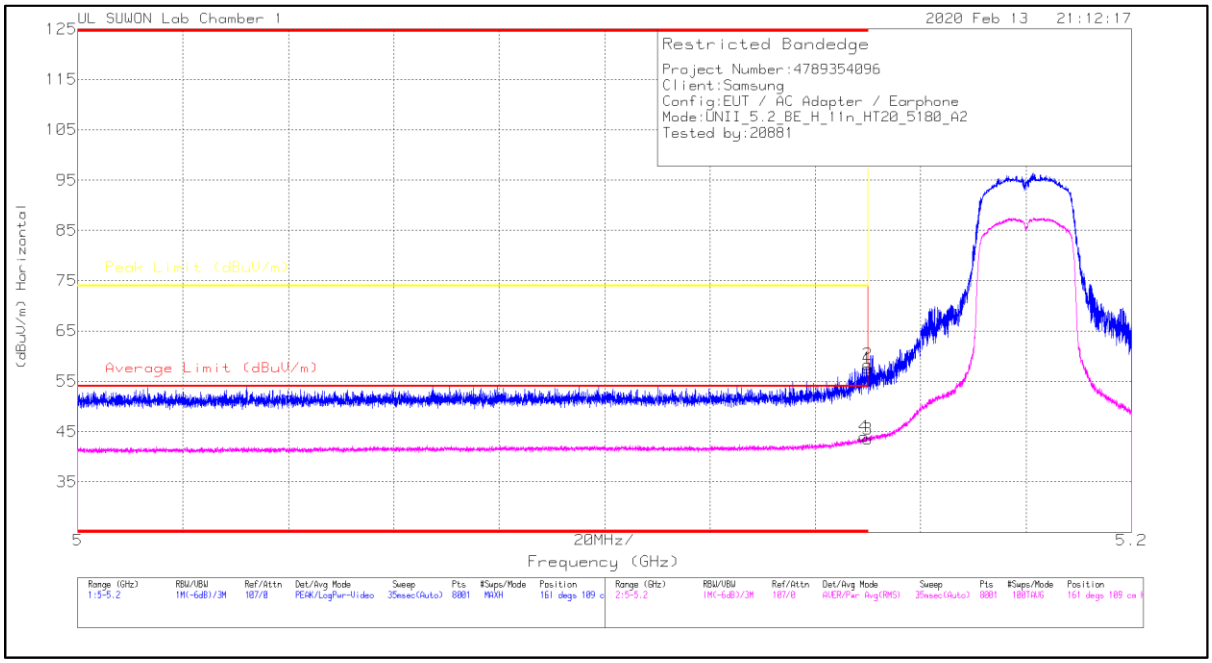

Trace Markers

Marker	Frequency (GHz)	Meter Reading (dBuV)	Det	3117_00168717	10dB_ATT[dB]	DC Corr (dB)	Corrected Reading (dBuV/m)	Average Limit (dBuV/m)	Margin (dB)	Peak Limit (dBuV/m)	PK Margin (dB)	Azimuth (Degs)	Height (cm)	Polarity
1	5.15	44.96	Pk	34.5	-21.8	0	57.66	-	-	74	-16.34	161	109	H
2	* 5.14998	45.76	Pk	34.4	-21.8	0	58.36	-	-	74	-15.64	161	109	H
3	5.15	30.78	RMS	34.5	-21.8	.1	43.58	54	-10.42	-	-	161	109	H
4	* 5.14925	31.27	RMS	34.4	-21.8	.1	43.97	54	-10.03	-	-	161	109	H

* - indicates frequency in CFR47 Pt 15 / IC RSS-Restricted Band
Pk - Peak detector
RMS - RMS detection

UL Korea, Ltd. Suwon Laboratory FORM ID: FCC_15E(03)
218 Maeyeong-ro, Yeongtong-gu, Suwon-si, Gyeonggi-do, 16675, Korea TEL: (031) 337-9902 FAX: (031) 213-5433
UL Korea, Ltd. Confidential
This report shall not be reproduced except in full, without the written approval of UL Korea, Ltd.

VERTICAL PEAK AND AVERAGE DATA

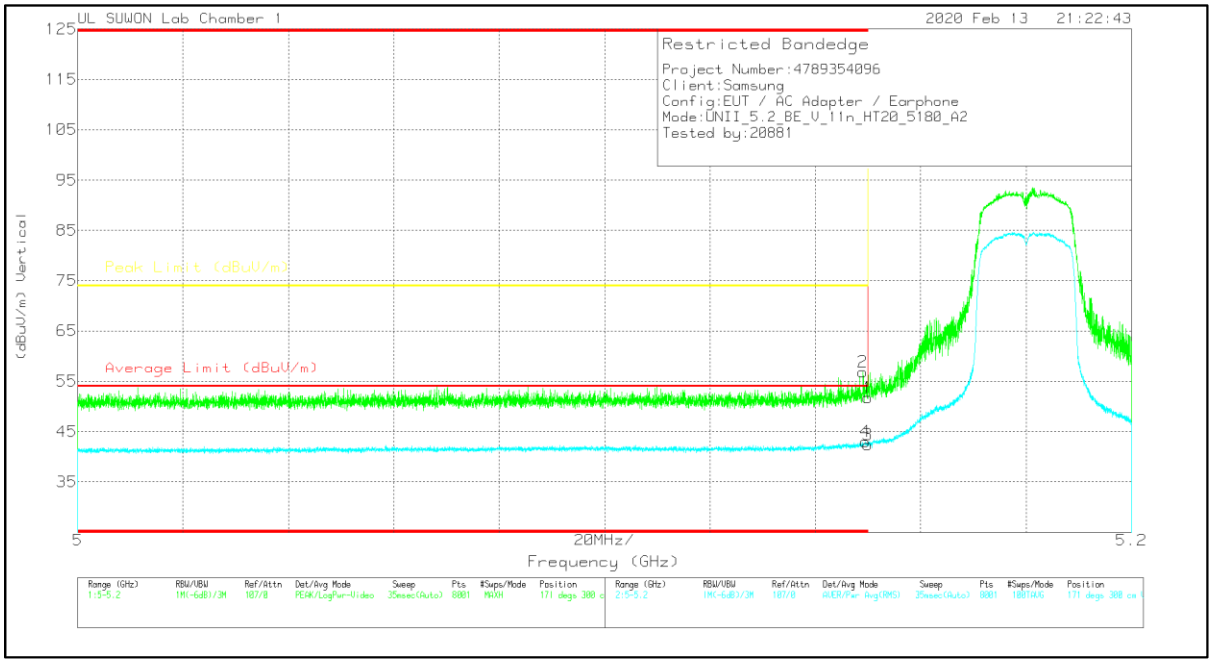

Trace Markers

Marker	Frequency (GHz)	Meter Reading (dBuV)	Det	3117_00168717	10dB_ATT[dB]	DC Corr (dB)	Corrected Reading (dBuV/m)	Average Limit (dBuV/m)	Margin (dB)	Peak Limit (dBuV/m)	PK Margin (dB)	Azimuth (Degs)	Height (cm)	Polarity
1	5.15	39.06	Pk	34.5	-21.8	0	51.76	-	-	74	-22.24	171	300	V
2	* 5.14905	44.27	Pk	34.4	-21.8	0	56.87	-	-	74	-17.13	171	300	V
3	5.15	29.56	RMS	34.5	-21.8	.1	42.36	54	-11.64	-	-	171	300	V
4	* 5.14945	30.3	RMS	34.4	-21.8	.1	43	54	-11	-	-	171	300	V

* - indicates frequency in CFR47 Pt 15 / IC RSS-Restricted Band
Pk - Peak detector
RMS - RMS detection

UL Korea, Ltd. Suwon Laboratory FORM ID: FCC_15E(03)
218 Maeyeong-ro, Yeongtong-gu, Suwon-si, Gyeonggi-do, 16675, Korea TEL: (031) 337-9902 FAX: (031) 213-5433
UL Korea, Ltd. Confidential
This report shall not be reproduced except in full, without the written approval of UL Korea, Ltd.

RESTRICTED BANDEDGE (Low CHANNEL_ANT ALL)

HORIZONTAL PEAK AND AVERAGE DATA

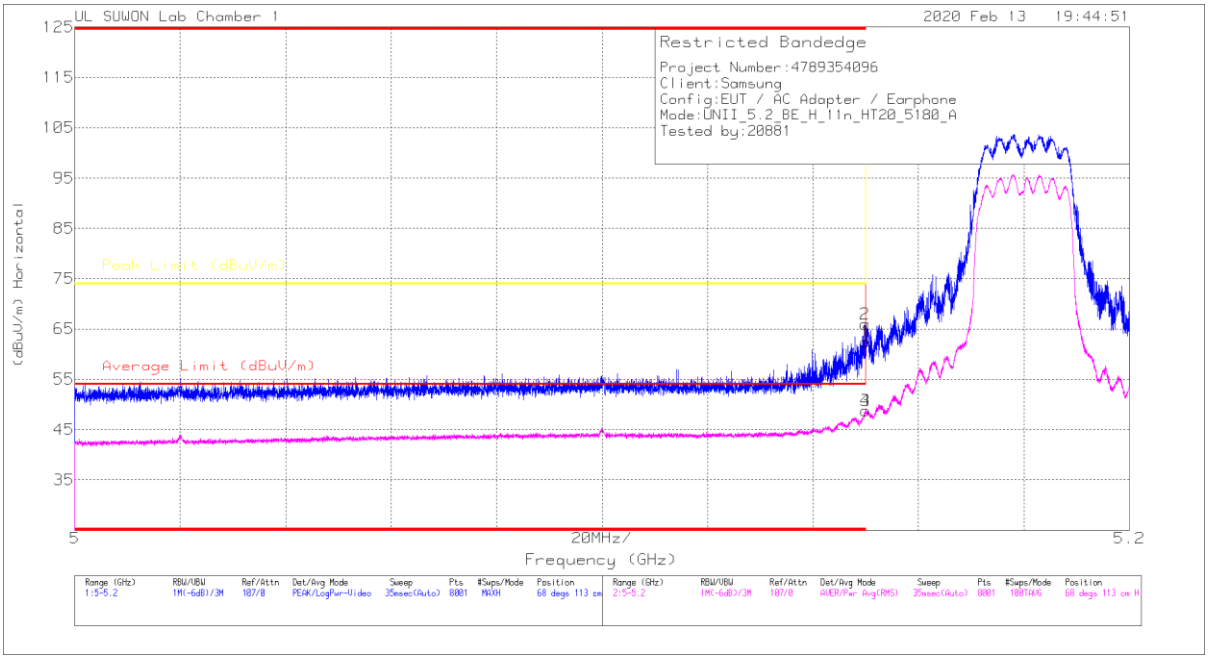

Trace Markers

Marker	Frequency (GHz)	Meter Reading (dBuV)	Det	3117_00168717	10dB_ATT[dB]	DC Corr (dB)	Corrected Reading (dBuV/m)	Average Limit (dBuV/m)	Margin (dB)	Peak Limit (dBuV/m)	PK Margin (dB)	Azimuth (Degs)	Height (cm)	Polarity
1	5.15	49.73	Pk	34.5	-21.8	0	62.43	-	-	74	-11.57	68	113	H
2	* 5.1498	53.33	Pk	34.4	-21.8	0	65.93	-	-	74	-8.07	68	113	H
3	5.15	35.94	RMS	34.5	-21.8	.09	48.73	54	-5.27	-	-	68	113	H
4	* 5.14995	36.05	RMS	34.4	-21.8	.09	48.74	54	-5.26	-	-	68	113	H

* - indicates frequency in CFR47 Pt 15 / IC RSS-Restricted Band
Pk - Peak detector
RMS - RMS detection

UL Korea, Ltd. Suwon Laboratory FORM ID: FCC_15E(03)
218 Maeyeong-ro, Yeongtong-gu, Suwon-si, Gyeonggi-do, 16675, Korea TEL: (031) 337-9902 FAX: (031) 213-5433
UL Korea, Ltd. Confidential
This report shall not be reproduced except in full, without the written approval of UL Korea, Ltd.

VERTICAL PEAK AND AVERAGE DATA

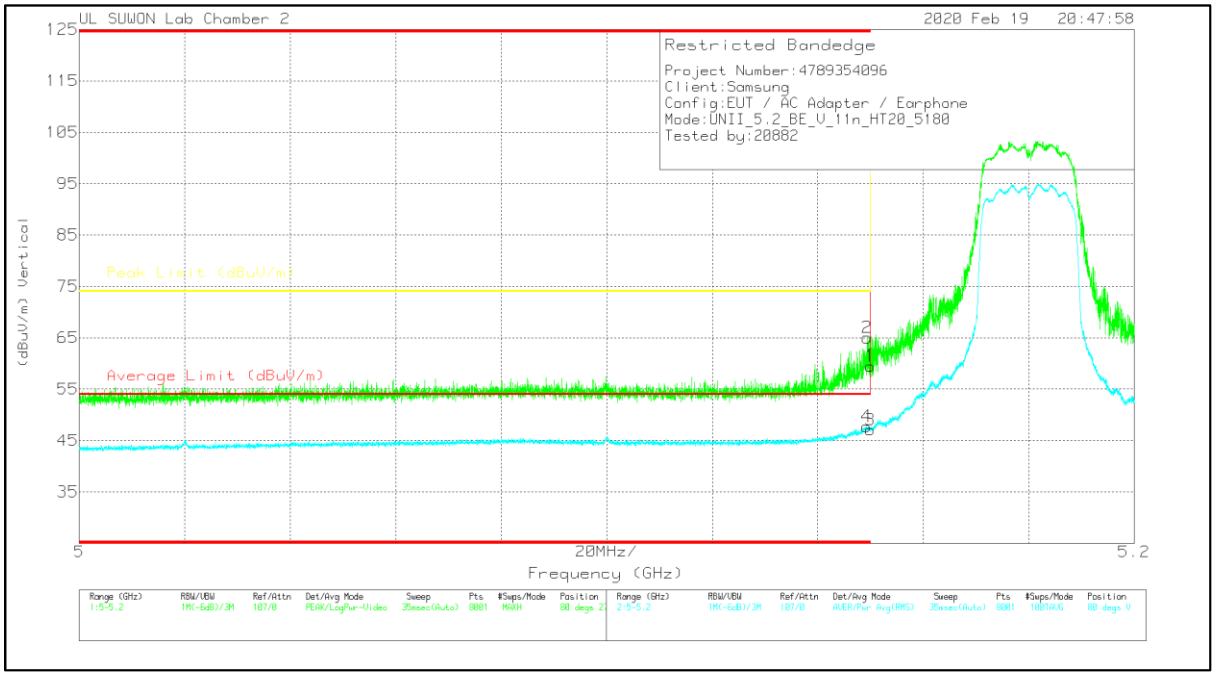

Trace Markers

Marker	Frequency (GHz)	Meter Reading (dBuV)	Det	3117_00168724	10dB_ATT[dB]	DC Corr (dB)	Corrected Reading (dBuV/m)	Average Limit (dBuV/m)	Margin (dB)	Peak Limit (dBuV/m)	PK Margin (dB)	Azimuth (Degs)	Height (cm)	Polarity
1	5.15	43.29	Pk	34.3	-18.1	0	59.49	-	-	74	-14.51	80	274	V
2	* 5.14938	48.83	Pk	34.3	-18.1	0	65.03	-	-	74	-8.97	80	274	V
3	5.15	30.79	RMS	34.3	-18.1	.09	47.08	54	-6.92	-	-	80	274	V
4	* 5.14925	31.44	RMS	34.3	-18.1	.09	47.73	54	-6.27	-	-	80	274	V

* - indicates frequency in CFR47 Pt 15 / IC RSS-Restricted Band
Pk - Peak detector
RMS - RMS detection

UL Korea, Ltd. Suwon Laboratory FORM ID: FCC_15E(03)
218 Maeyeong-ro, Yeongtong-gu, Suwon-si, Gyeonggi-do, 16675, Korea TEL: (031) 337-9902 FAX: (031) 213-5433
UL Korea, Ltd. Confidential
This report shall not be reproduced except in full, without the written approval of UL Korea, Ltd.

HARMONICS AND SPURIOUS EMISSIONS

Low CHANNEL HORIZONTAL

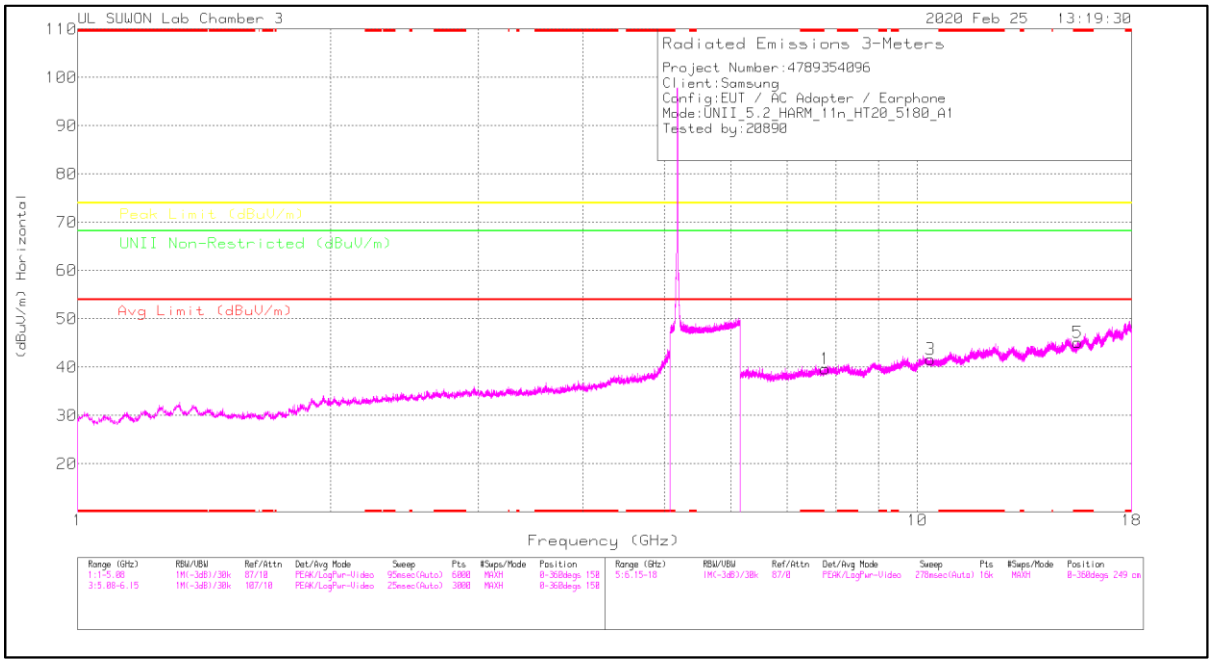

Low CHANNEL VERTICAL

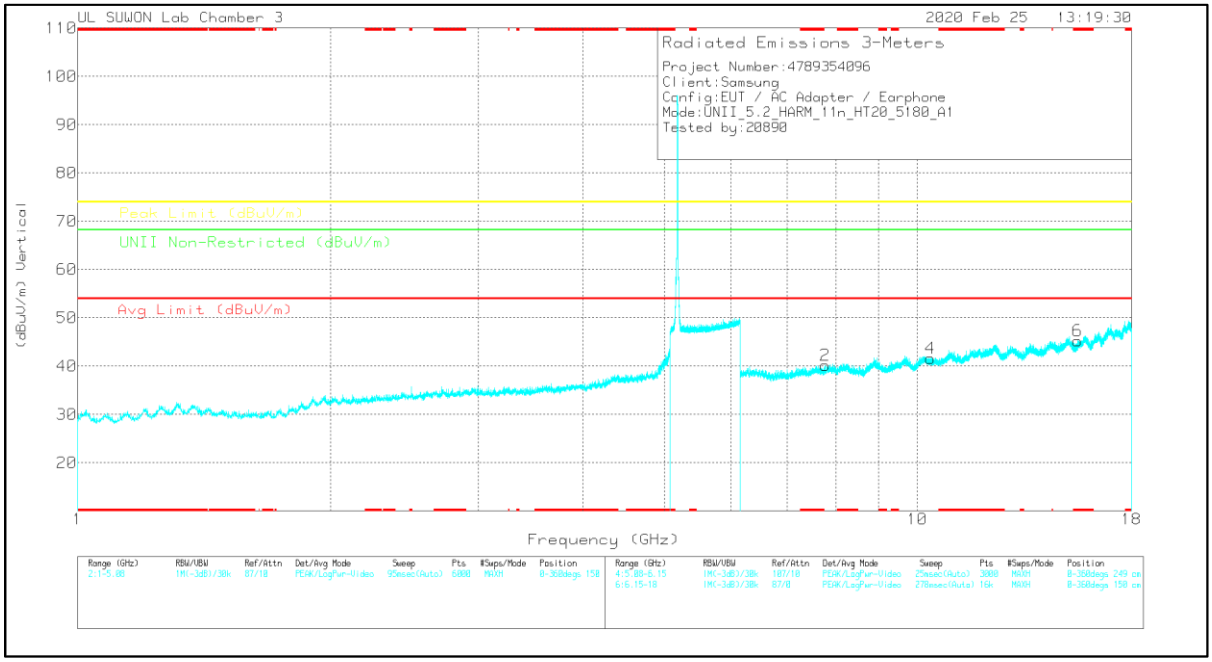

Note: Emission was scanned up to 40GHz; No emissions were detected above the noise floor which was at least 20dB beLow the specification limit.

UL Korea, Ltd. Confidential
This report shall not be reproduced except in full, without the written approval of UL Korea, Ltd.

Low CHANNEL DATA

Radiated Emissions

Frequency (GHz)	Meter Reading (dBuV)	Det	3117_00205959	6GHz_HP[dB]	DC Corr (dB)	Corrected Reading (dBuV/m)	Avg Limit (dBuV/m)	Margin (dB)	Peak Limit (dBuV/m)	Margin (dB)	UNII Non-Restricted (dBuV/m)	Margin (dB)	Azimuth (Degs)	Height (cm)	Polarity
7.76658	35.99	PK-U	35.9	-22.7	0	49.19	-	-	-	-	68.2	-19.01	360	100	H
7.77204	35.86	PK-U	35.9	-22.6	0	49.16	-	-	-	-	68.2	-19.04	360	100	V
10.3781	32.9	PK-U	37.6	-18.9	0	51.6	-	-	-	-	68.2	-16.6	360	100	H
10.37133	32.6	PK-U	37.6	-18.9	0	51.3	-	-	-	-	68.2	-16.9	360	100	V
* 15.52763	34.31	PK-U	40.2	-19.6	0	54.91	-	-	74	-19.09	-	-	360	100	H
* 15.54226	34.34	PK-U	40.2	-19.6	0	54.94	-	-	74	-19.06	-	-	360	100	V

* - indicates frequency in CFR47 Pt 15 / IC RSS-Restricted Band

PK-U - U-NII: Maximum Peak

UL Korea, Ltd. Suwon Laboratory FORM ID: FCC_15E(03)
218 Maeyeong-ro, Yeongtong-gu, Suwon-si, Gyeonggi-do, 16675, Korea TEL: (031) 337-9902 FAX: (031) 213-5433

UL Korea, Ltd. Confidential

This report shall not be reproduced except in full, without the written approval of UL Korea, Ltd.

MID CHANNEL HORIZONTAL

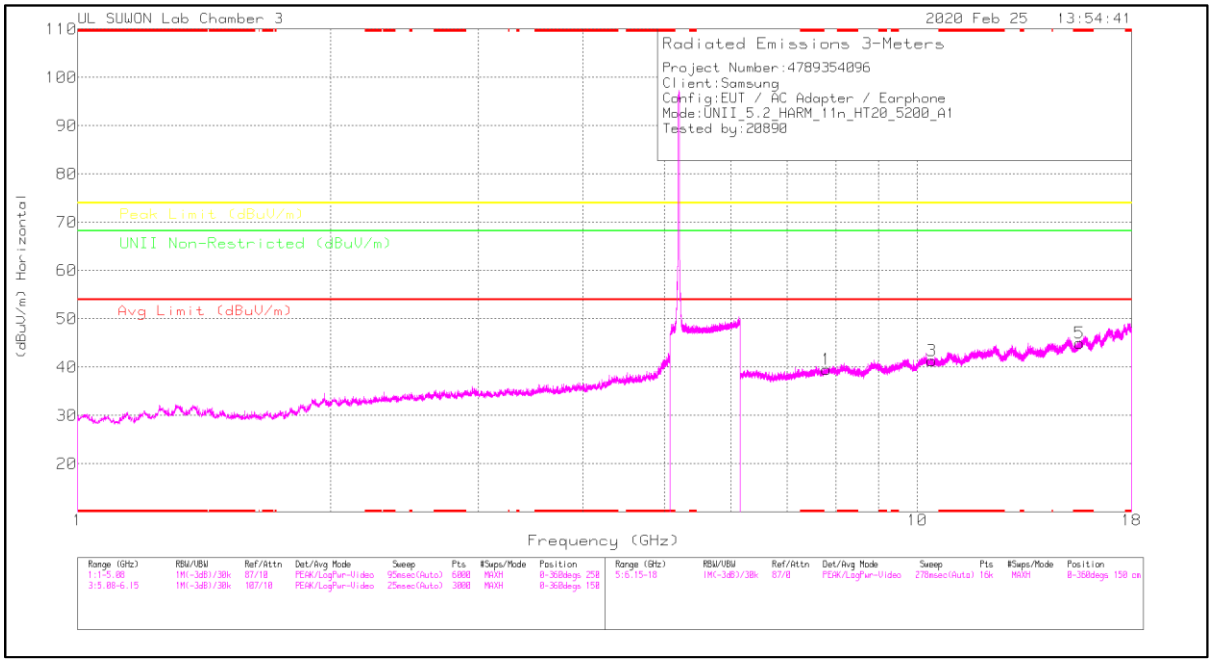

MID CHANNEL VERTICAL

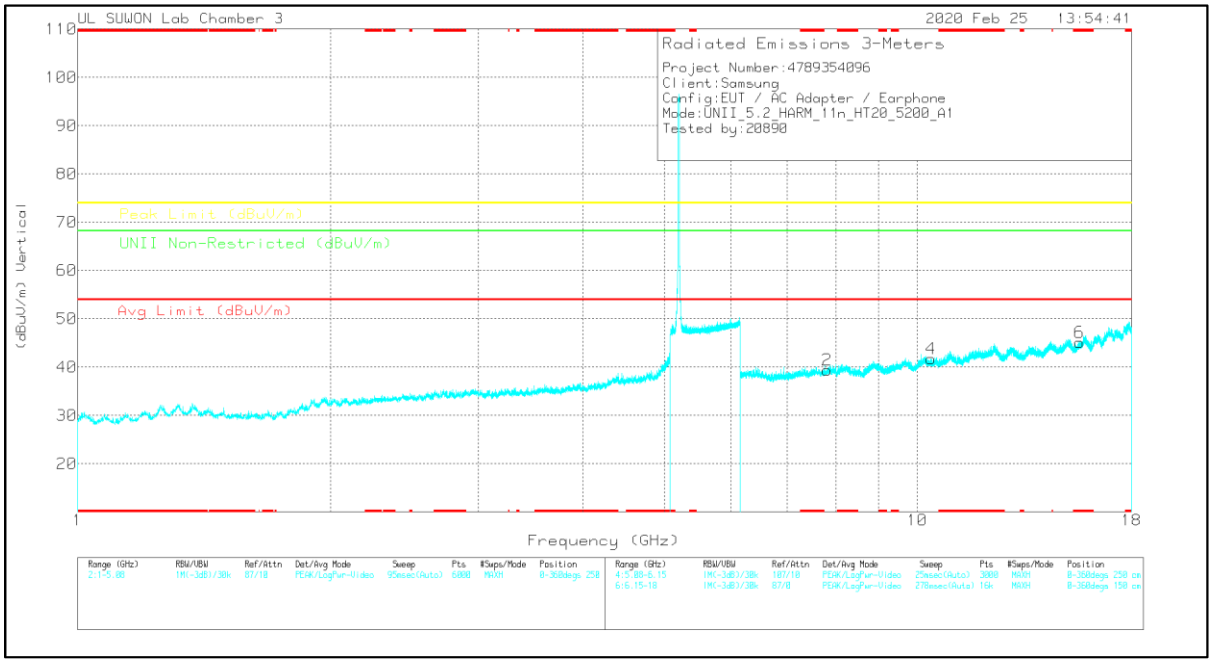

Note: Emission was scanned up to 40GHz; No emissions were detected above the noise floor which was at least 20dB beLow the specification limit.

UL Korea, Ltd. Confidential
This report shall not be reproduced except in full, without the written approval of UL Korea, Ltd.

MID CHANNEL DATA

Radiated Emissions

Frequency (GHz)	Meter Reading (dBuV)	Det	3117_00205959	6GHz_HP[dB]	DC Corr (dB)	Corrected Reading (dBuV/m)	Avg Limit (dBuV/m)	Margin (dB)	Peak Limit (dBuV/m)	Margin (dB)	UNII Non-Restricted (dBuV/m)	Margin (dB)	Azimuth (Degs)	Height (cm)	Polarity
7.80485	32.95	PK-U	35.9	-22.4	0	46.45	-	-	-	-	68.2	-21.75	360	100	H
7.80894	36.07	PK-U	35.9	-22.3	0	49.67	-	-	-	-	68.2	-18.53	360	100	V
10.39984	33.7	PK-U	37.6	-19	0	52.3	-	-	-	-	68.2	-15.9	360	100	H
10.40002	32.87	PK-U	37.6	-19	0	51.47	-	-	-	-	68.2	-16.73	360	100	V
* 15.60393	34.43	PK-U	40.2	-19.3	0	55.33	-	-	74	-18.67	-	-	360	100	H
* 15.59282	34.35	PK-U	40.2	-19.4	0	55.15	-	-	74	-18.85	-	-	360	100	V

* - indicates frequency in CFR47 Pt 15 / IC RSS-Restricted Band

PK-U - U-NII: Maximum Peak

UL Korea, Ltd. Suwon Laboratory FORM ID: FCC_15E(03)
218 Maeyeong-ro, Yeongtong-gu, Suwon-si, Gyeonggi-do, 16675, Korea TEL: (031) 337-9902 FAX: (031) 213-5433

UL Korea, Ltd. Confidential

This report shall not be reproduced except in full, without the written approval of UL Korea, Ltd.

High CHANNEL HORIZONTAL

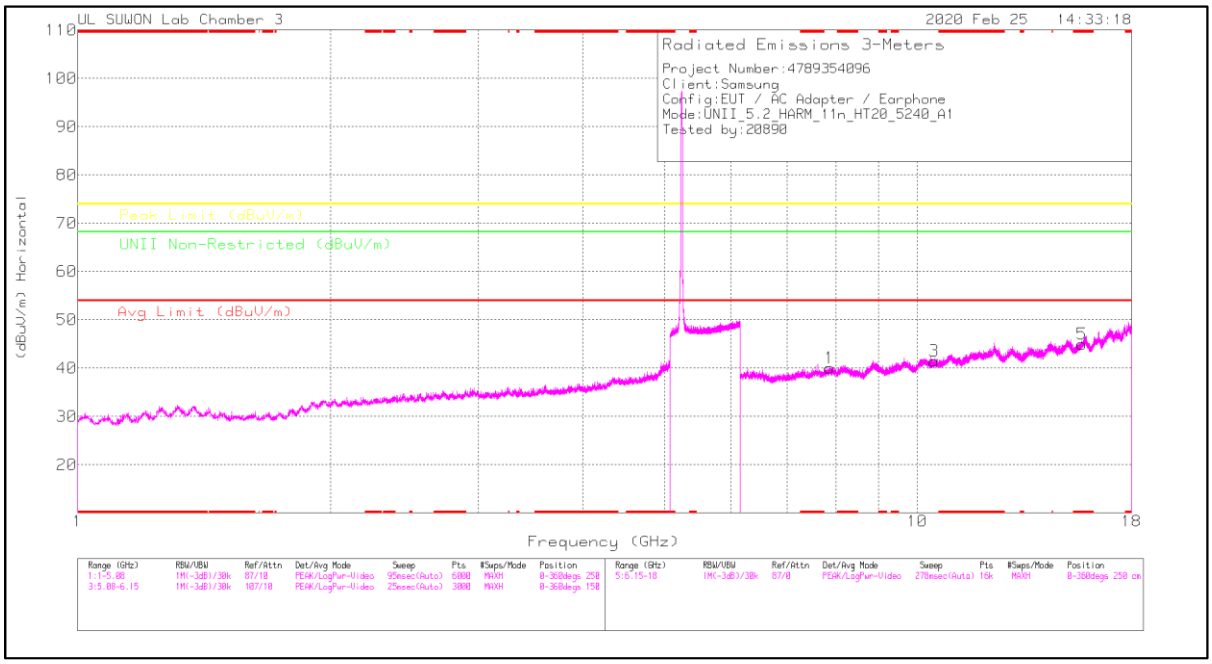

High CHANNEL VERTICAL

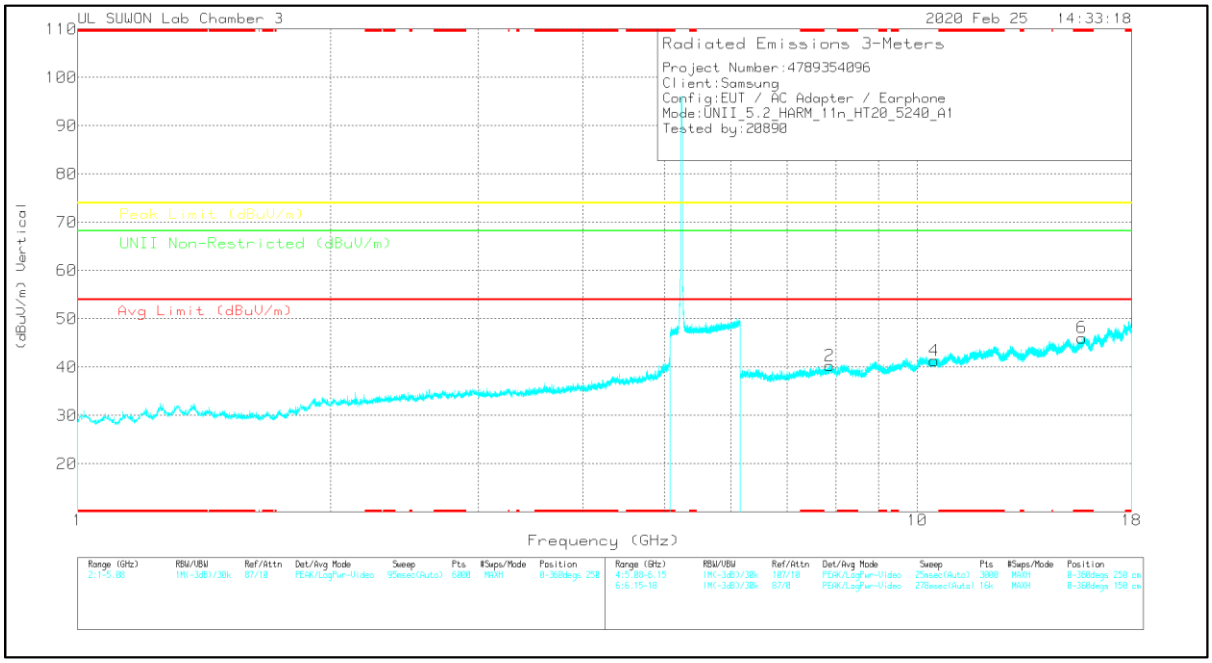

Note: Emission was scanned up to 40GHz; No emissions were detected above the noise floor which was at least 20dB beLow the specification limit.

UL Korea, Ltd. Confidential
This report shall not be reproduced except in full, without the written approval of UL Korea, Ltd.

High CHANNEL DATA

Radiated Emissions

Frequency (GHz)	Meter Reading (dBuV)	Det	3117_00205959	6GHz_HP[dB]	DC Corr (dB)	Corrected Reading (dBuV/m)	Avg Limit (dBuV/m)	Margin (dB)	Peak Limit (dBuV/m)	Margin (dB)	UNII Non-Restricted (dBuV/m)	Margin (dB)	Azimuth (Degs)	Height (cm)	Polarity
7.86369	32.32	PK-U	35.9	-22	0	46.22	-	-	-	-	68.2	-21.98	360	100	H
7.8719	35.69	PK-U	35.9	-22	0	49.59	-	-	-	-	68.2	-18.61	360	100	V
10.48402	32.73	PK-U	37.7	-19	0	51.43	-	-	-	-	68.2	-16.77	360	100	H
10.49291	32.44	PK-U	37.7	-19	0	51.14	-	-	-	-	68.2	-17.06	360	100	V
* 15.718	34.36	PK-U	40.4	-19.2	0	55.56	-	-	74	-18.44	-	-	360	100	H
* 15.7212	33.88	PK-U	40.4	-19.2	0	55.08	-	-	74	-18.92	-	-	360	100	V

* - indicates frequency in CFR47 Pt 15 / IC RSS-Restricted Band

PK-U - U-NII: Maximum Peak

UL Korea, Ltd. Suwon Laboratory FORM ID: FCC_15E(03)
218 Maeyeong-ro, Yeongtong-gu, Suwon-si, Gyeonggi-do, 16675, Korea TEL: (031) 337-9902 FAX: (031) 213-5433

UL Korea, Ltd. Confidential

This report shall not be reproduced except in full, without the written approval of UL Korea, Ltd.

11.1.3. TX ABOVE 1GHz 802.11n HT40 2Tx MODE IN THE 5.2GHz BAND

RESTRICTED BANDEDGE (Low CHANNEL_ANT1)

HORIZONTAL PEAK AND AVERAGE DATA

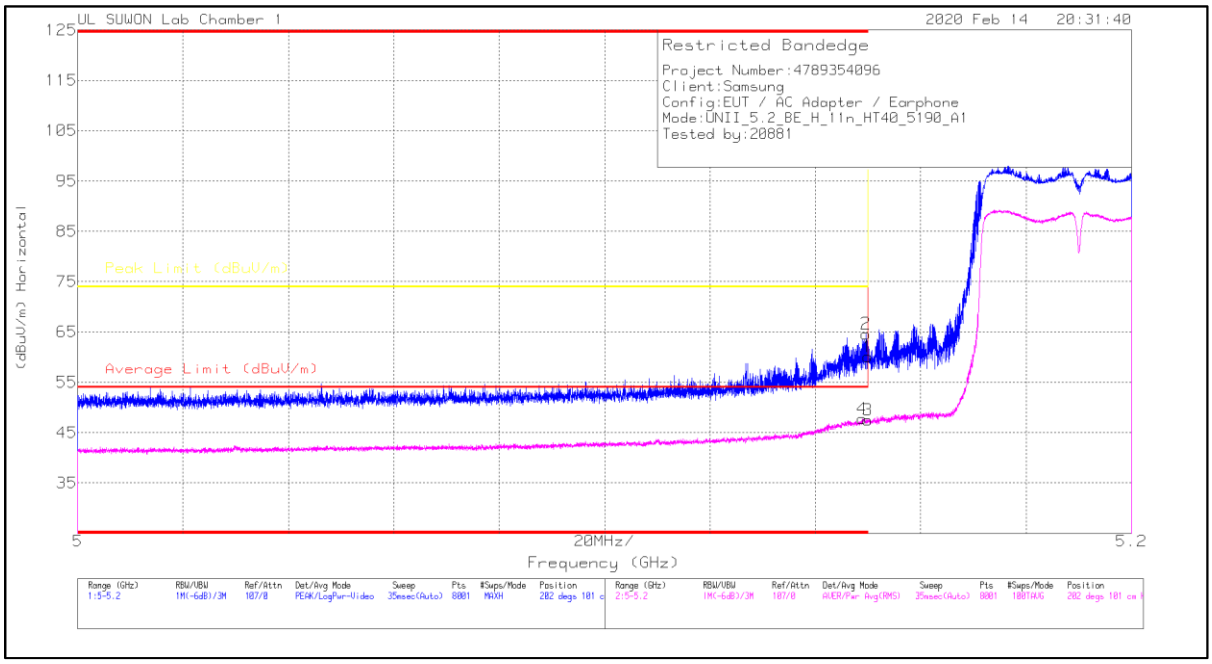

Trace Markers

Marker	Frequency (GHz)	Meter Reading (dBuV)	Det	3117_00168717	10dB_ATT[dB]	DC Corr (dB)	Corrected Reading (dBuV/m)	Average Limit (dBuV/m)	Margin (dB)	Peak Limit (dBuV/m)	PK Margin (dB)	Azimuth (Degs)	Height (cm)	Polarity
1	5.15	47.42	Pk	34.5	-21.8	0	60.12	-	-	74	-13.88	202	101	H
2	* 5.1496	52.05	Pk	34.4	-21.8	0	64.65	-	-	74	-9.35	202	101	H
3	5.15	34.58	RMS	34.5	-21.8	.19	47.47	54	-6.53	-	-	202	101	H
4	* 5.1489	34.97	RMS	34.4	-21.8	.19	47.76	54	-6.24	-	-	202	101	H

* - indicates frequency in CFR47 Pt 15 / IC RSS-Restricted Band
Pk - Peak detector
RMS - RMS detection

UL Korea, Ltd. Suwon Laboratory FORM ID: FCC_15E(03)
218 Maeyeong-ro, Yeongtong-gu, Suwon-si, Gyeonggi-do, 16675, Korea TEL: (031) 337-9902 FAX: (031) 213-5433
UL Korea, Ltd. Confidential
This report shall not be reproduced except in full, without the written approval of UL Korea, Ltd.

VERTICAL PEAK AND AVERAGE DATA

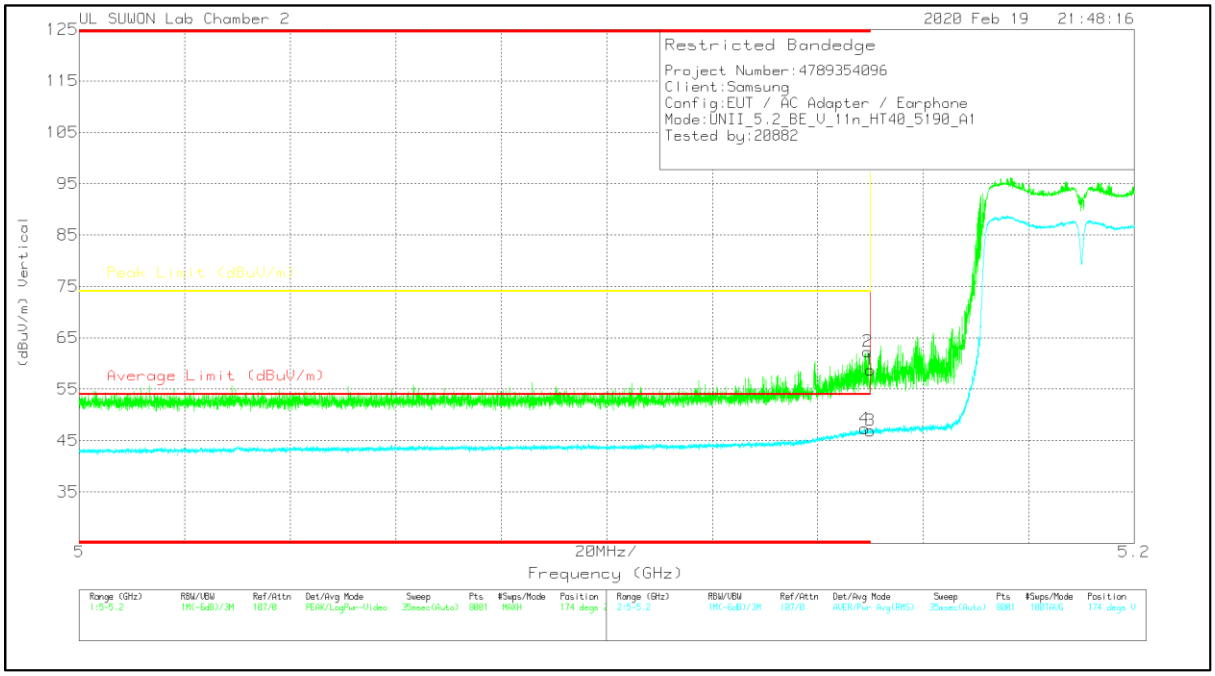

Trace Markers

Marker	Frequency (GHz)	Meter Reading (dBuV)	Det	3117_00168724	10dB_ATT[dB]	DC Corr (dB)	Corrected Reading (dBuV/m)	Average Limit (dBuV/m)	Margin (dB)	Peak Limit (dBuV/m)	PK Margin (dB)	Azimuth (Degs)	Height (cm)	Polarity
1	5.15	42.57	Pk	34.3	-18.1	0	58.77	-	-	74	-15.23	174	258	V
2	* 5.14945	46.12	Pk	34.3	-18.1	0	62.32	-	-	74	-11.68	174	258	V
3	5.15	30.55	RMS	34.3	-18.1	.19	46.94	54	-7.06	-	-	174	258	V
4	* 5.14893	30.95	RMS	34.3	-18.1	.19	47.34	54	-6.66	-	-	174	258	V

* - indicates frequency in CFR47 Pt 15 / IC RSS-Restricted Band
Pk - Peak detector
RMS - RMS detection

UL Korea, Ltd. Suwon Laboratory FORM ID: FCC_15E(03)
218 Maeyeong-ro, Yeongtong-gu, Suwon-si, Gyeonggi-do, 16675, Korea TEL: (031) 337-9902 FAX: (031) 213-5433
UL Korea, Ltd. Confidential
This report shall not be reproduced except in full, without the written approval of UL Korea, Ltd.

RESTRICTED BANDEDGE (Low CHANNEL_ANT2)

HORIZONTAL PEAK AND AVERAGE DATA

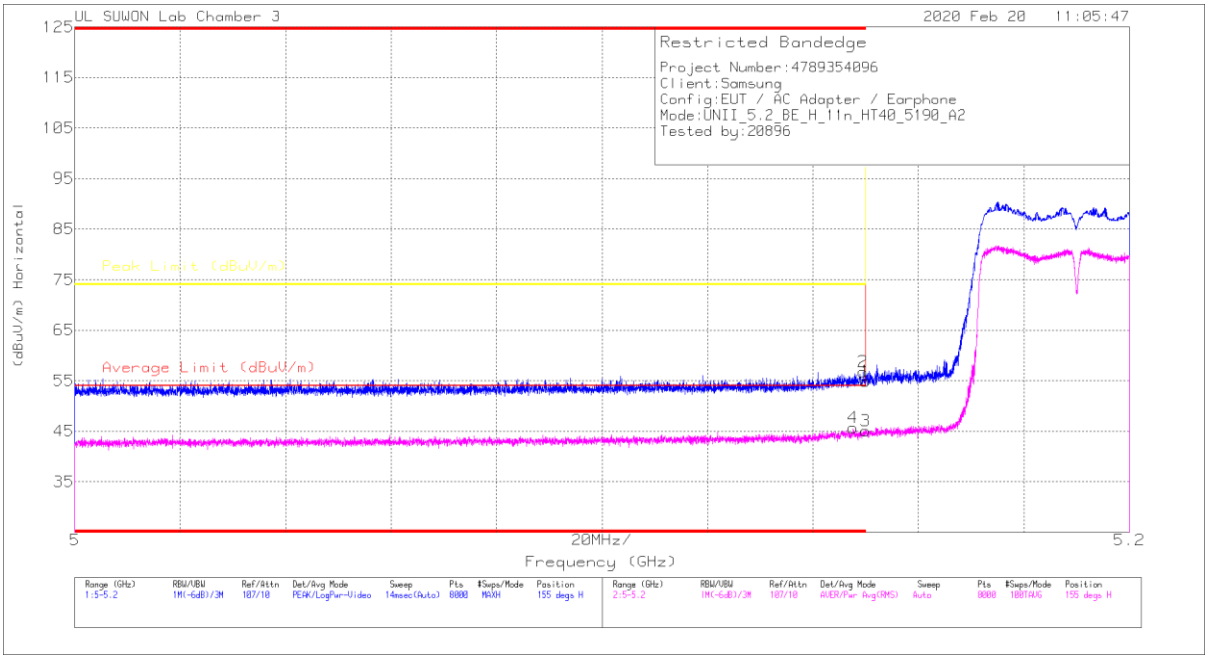

Trace Markers

Marker	Frequency (GHz)	Meter Reading (dBuV)	Det	3117_00205959	10dB_ATT[dB]	DC Corr (dB)	Corrected Reading (dBuV/m)	Average Limit (dBuV/m)	Margin (dB)	Peak Limit (dBuV/m)	PK Margin (dB)	Azimuth (Degs)	Height (cm)	Polarity
1	* 5.14999	39.04	Pk	34.4	-18.6	0	54.84	-	-	74	-19.16	155	102	H
2	* 5.14949	40.97	Pk	34.4	-18.6	0	56.77	-	-	74	-17.23	155	102	H
3	* 5.14999	29.07	RMS	34.4	-18.6	.19	45.06	54	-8.94	-	-	155	102	H
4	* 5.14759	29.67	RMS	34.4	-18.6	.19	45.66	54	-8.34	-	-	155	102	H

* - indicates frequency in CFR47 Pt 15 / IC RSS-Restricted Band
Pk - Peak detector
RMS - RMS detection

UL Korea, Ltd. Suwon Laboratory FORM ID: FCC_15E(03)
218 Maeyeong-ro, Yeongtong-gu, Suwon-si, Gyeonggi-do, 16675, Korea TEL: (031) 337-9902 FAX: (031) 213-5433
UL Korea, Ltd. Confidential
This report shall not be reproduced except in full, without the written approval of UL Korea, Ltd.

VERTICAL PEAK AND AVERAGE DATA

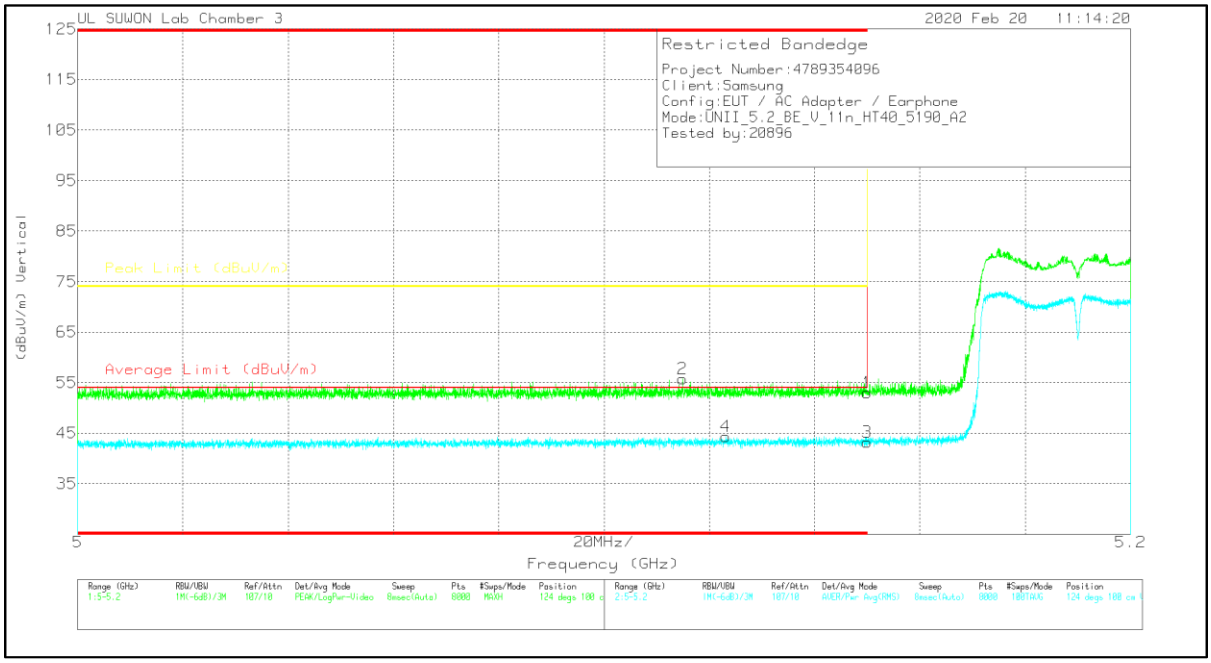

Trace Markers

Marker	Frequency (GHz)	Meter Reading (dBuV)	Det	3117_00205959	10dB_ATT[dB]	DC Corr (dB)	Corrected Reading (dBuV/m)	Average Limit (dBuV/m)	Margin (dB)	Peak Limit (dBuV/m)	PK Margin (dB)	Azimuth (Degs)	Height (cm)	Polarity
1	* 5.14999	37.26	Pk	34.4	-18.6	0	53.06	-	-	74	-20.94	124	100	V
2	* 5.11489	39.96	Pk	34.4	-18.6	0	55.76	-	-	74	-18.24	124	100	V
3	* 5.14999	27.28	RMS	34.4	-18.6	.19	43.27	54	-10.73	-	-	124	100	V
4	* 5.12311	28.39	RMS	34.4	-18.6	.19	44.38	54	-9.62	-	-	124	100	V

* - indicates frequency in CFR47 Pt 15 / IC RSS-Restricted Band
Pk - Peak detector
RMS - RMS detection

UL Korea, Ltd. Suwon Laboratory FORM ID: FCC_15E(03)
218 Maeyeong-ro, Yeongtong-gu, Suwon-si, Gyeonggi-do, 16675, Korea TEL: (031) 337-9902 FAX: (031) 213-5433
UL Korea, Ltd. Confidential
This report shall not be reproduced except in full, without the written approval of UL Korea, Ltd.

RESTRICTED BANDEDGE (Low CHANNEL_ANT ALL)

HORIZONTAL PEAK AND AVERAGE DATA

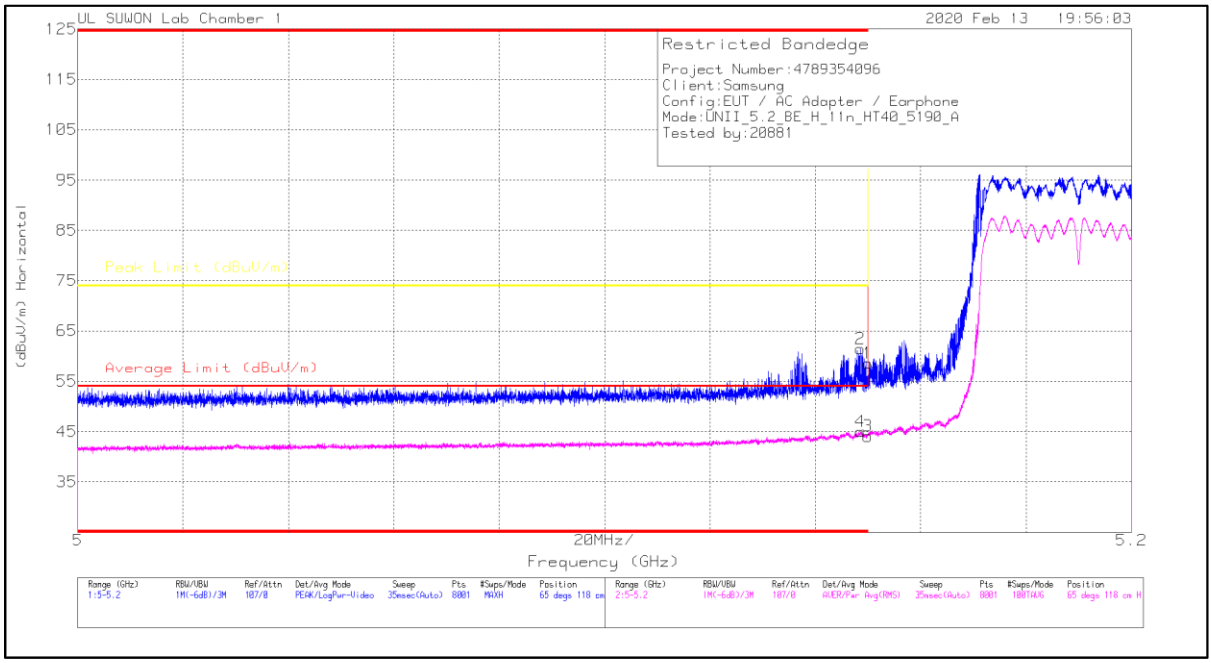

Trace Markers

Marker	Frequency (GHz)	Meter Reading (dBuV)	Det	3117_00168717	10dB_ATT[dB]	DC Corr (dB)	Corrected Reading (dBuV/m)	Average Limit (dBuV/m)	Margin (dB)	Peak Limit (dBuV/m)	PK Margin (dB)	Azimuth (Degs)	Height (cm)	Polarity
1	5.15	45.85	Pk	34.5	-21.8	0	58.55	-	-	74	-15.45	65	118	H
2	* 5.1485	48.94	Pk	34.4	-21.9	0	61.44	-	-	74	-12.56	65	118	H
3	5.15	31.19	RMS	34.5	-21.8	.19	44.08	54	-9.92	-	-	65	118	H
4	* 5.14858	32.27	RMS	34.4	-21.8	.19	45.06	54	-8.94	-	-	65	118	H

* - indicates frequency in CFR47 Pt 15 / IC RSS-Restricted Band
Pk - Peak detector
RMS - RMS detection

UL Korea, Ltd. Suwon Laboratory FORM ID: FCC_15E(03)
218 Maeyeong-ro, Yeongtong-gu, Suwon-si, Gyeonggi-do, 16675, Korea TEL: (031) 337-9902 FAX: (031) 213-5433
UL Korea, Ltd. Confidential
This report shall not be reproduced except in full, without the written approval of UL Korea, Ltd.

VERTICAL PEAK AND AVERAGE DATA

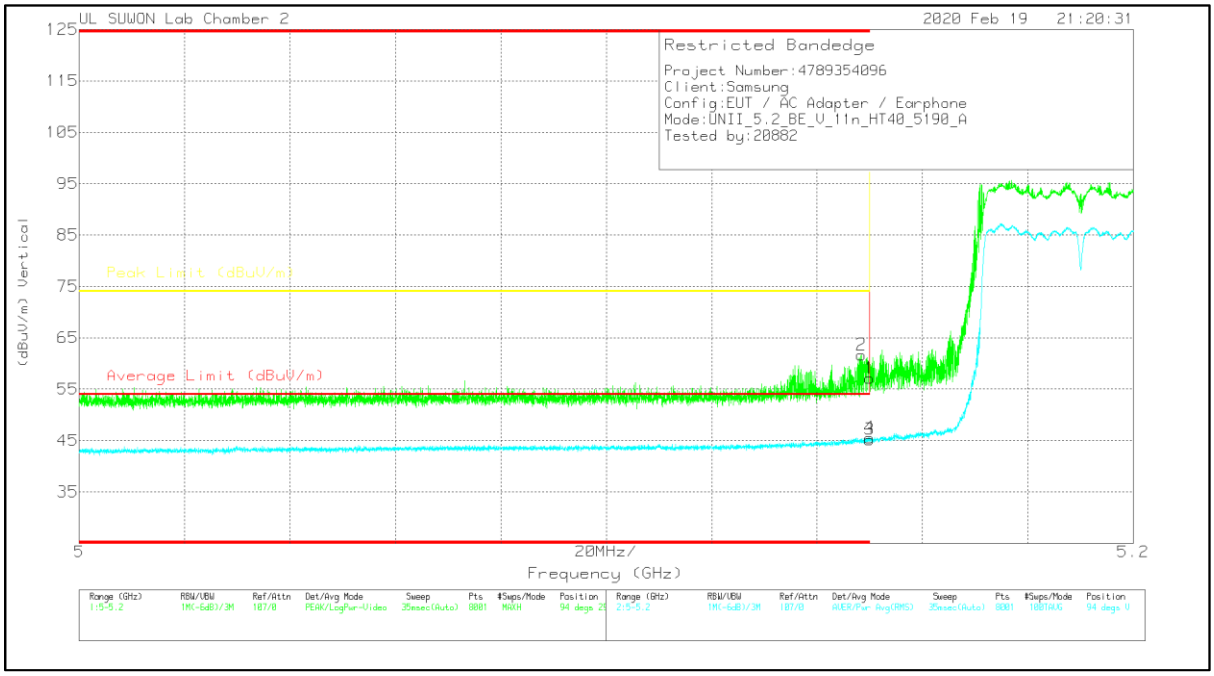

Trace Markers

Marker	Frequency (GHz)	Meter Reading (dBuV)	Det	3117_00168724	10dB_ATT[dB]	DC Corr (dB)	Corrected Reading (dBuV/m)	Average Limit (dBuV/m)	Margin (dB)	Peak Limit (dBuV/m)	PK Margin (dB)	Azimuth (Degs)	Height (cm)	Polarity
1	5.15	40.94	Pk	34.3	-18.1	0	57.14	-	-	74	-16.86	94	296	V
2	* 5.14843	45.47	Pk	34.3	-18.1	0	61.67	-	-	74	-12.33	94	296	V
3	5.15	28.8	RMS	34.3	-18.1	.19	45.19	54	-8.81	-	-	94	296	V
4	* 5.14993	29.12	RMS	34.3	-18.1	.19	45.51	54	-8.49	-	-	94	296	V

* - indicates frequency in CFR47 Pt 15 / IC RSS-Restricted Band
Pk - Peak detector
RMS - RMS detection

UL Korea, Ltd. Suwon Laboratory FORM ID: FCC_15E(03)
218 Maeyeong-ro, Yeongtong-gu, Suwon-si, Gyeonggi-do, 16675, Korea TEL: (031) 337-9902 FAX: (031) 213-5433
UL Korea, Ltd. Confidential
This report shall not be reproduced except in full, without the written approval of UL Korea, Ltd.

HARMONICS AND SPURIOUS EMISSIONS

Low CHANNEL HORIZONTAL

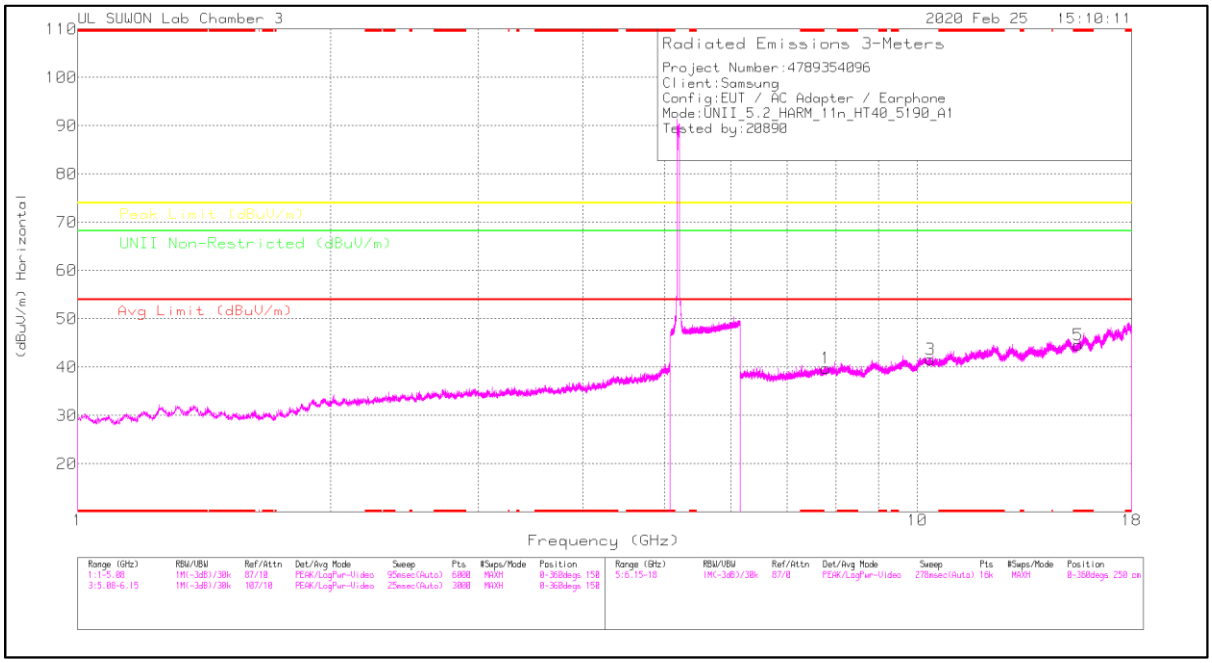

Low CHANNEL VERTICAL

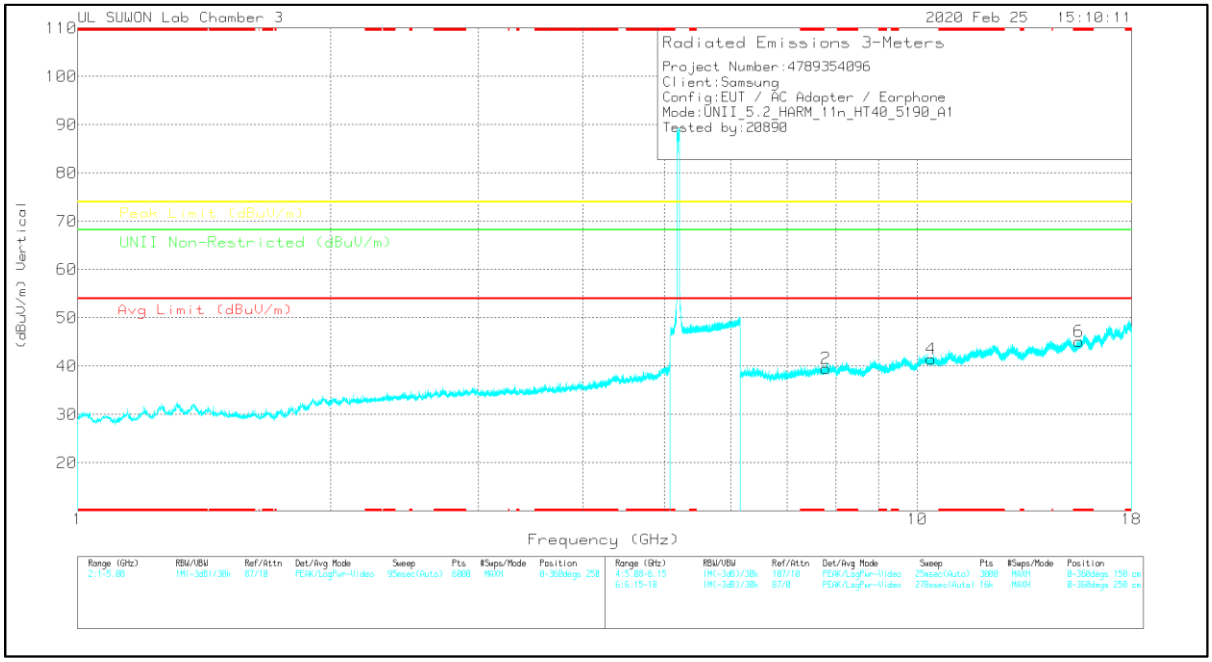

Note: Emission was scanned up to 40GHz; No emissions were detected above the noise floor which was at least 20dB beLow the specification limit.

UL Korea, Ltd. Confidential
This report shall not be reproduced except in full, without the written approval of UL Korea, Ltd.

Low CHANNEL DATA

Radiated Emissions

Frequency (GHz)	Meter Reading (dBuV)	Det	3117_00205959	6GHz_HP[dB]	DC Corr (dB)	Corrected Reading (dBuV/m)	Avg Limit (dBuV/m)	Margin (dB)	Peak Limit (dBuV/m)	Margin (dB)	UNII Non-Restricted (dBuV/m)	Margin (dB)	Azimuth (Degs)	Height (cm)	Polarity
7.78262	35.47	PK-U	35.9	-22.6	0	48.77	-	-	-	-	68.2	-19.43	360	100	H
7.78572	35.66	PK-U	35.9	-22.6	0	48.96	-	-	-	-	68.2	-19.24	360	100	V
10.37792	32.97	PK-U	37.6	-18.9	0	51.67	-	-	-	-	68.2	-16.53	360	100	H
10.37637	32.79	PK-U	37.6	-18.9	0	51.49	-	-	-	-	68.2	-16.71	360	100	V
* 15.56756	33.89	PK-U	40.2	-19.6	0	54.49	-	-	74	-19.51	-	-	360	100	H
* 15.55547	34.01	PK-U	40.2	-19.5	0	54.71	-	-	74	-19.29	-	-	360	100	V

* - indicates frequency in CFR47 Pt 15 / IC RSS-Restricted Band

PK-U - U-NII: Maximum Peak

UL Korea, Ltd. Suwon Laboratory FORM ID: FCC_15E(03)
218 Maeyeong-ro, Yeongtong-gu, Suwon-si, Gyeonggi-do, 16675, Korea TEL: (031) 337-9902 FAX: (031) 213-5433

UL Korea, Ltd. Confidential

This report shall not be reproduced except in full, without the written approval of UL Korea, Ltd.

High CHANNEL HORIZONTAL

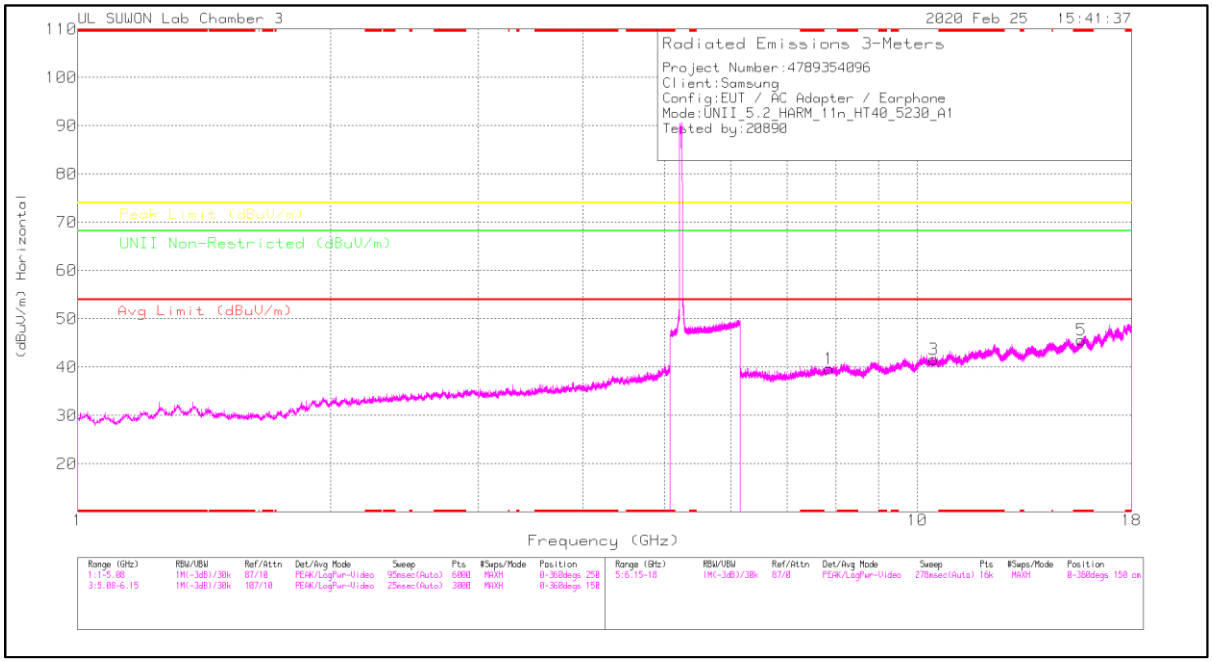

High CHANNEL VERTICAL

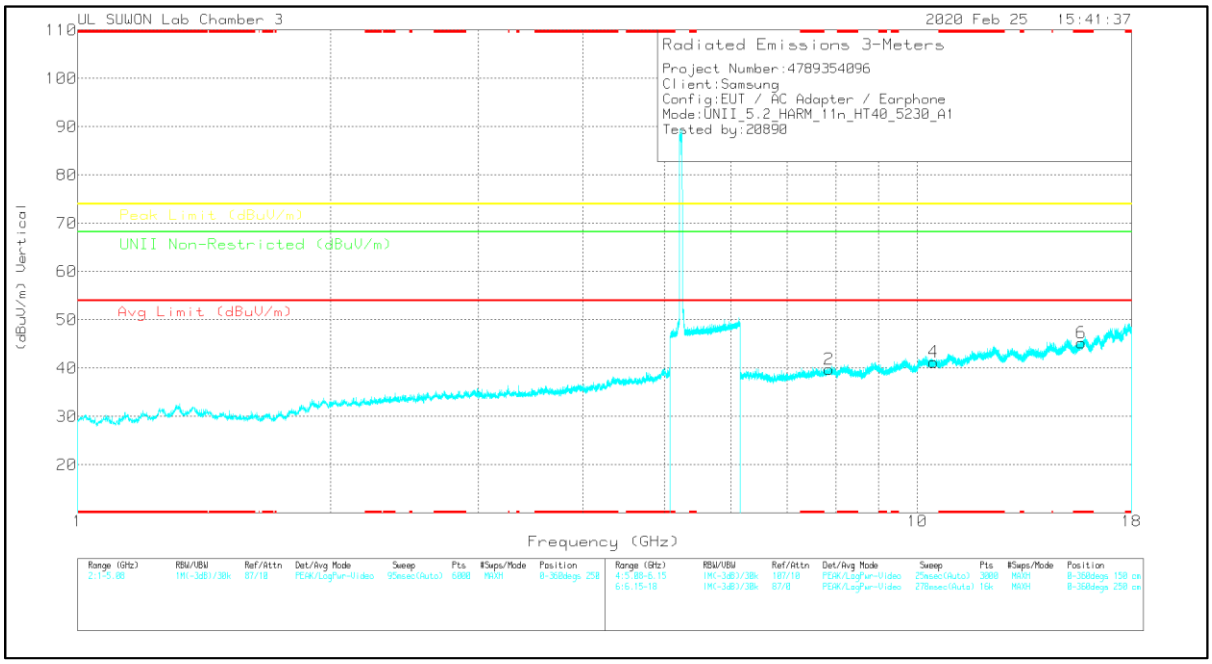

Note: Emission was scanned up to 40GHz; No emissions were detected above the noise floor which was at least 20dB beLow the specification limit.

UL Korea, Ltd. Confidential
This report shall not be reproduced except in full, without the written approval of UL Korea, Ltd.

High CHANNEL DATA

Radiated Emissions

Frequency (GHz)	Meter Reading (dBuV)	Det	3117_00205959	6GHz_HP[dB]	DC Corr (dB)	Corrected Reading (dBuV/m)	Avg Limit (dBuV/m)	Margin (dB)	Peak Limit (dBuV/m)	Margin (dB)	UNII Non-Restricted (dBuV/m)	Margin (dB)	Azimuth (Degs)	Height (cm)	Polarity
7.85661	35.77	PK-U	35.9	-22.1	0	49.57	-	-	-	-	68.2	-18.63	360	100	H
7.84079	35.63	PK-U	35.9	-22.2	0	49.33	-	-	-	-	68.2	-18.87	360	100	V
10.46104	32.75	PK-U	37.7	-19.1	0	51.35	-	-	-	-	68.2	-16.85	360	100	H
10.46548	32.26	PK-U	37.7	-19.2	0	50.76	-	-	-	-	68.2	-17.44	360	100	V
* 15.68555	33.74	PK-U	40.3	-19.2	0	54.84	-	-	74	-19.16	-	-	360	100	H
* 15.70179	33.5	PK-U	40.4	-19.2	0	54.7	-	-	74	-19.3	-	-	360	100	V

* - indicates frequency in CFR47 Pt 15 / IC RSS-Restricted Band

PK-U - U-NII: Maximum Peak

UL Korea, Ltd. Suwon Laboratory FORM ID: FCC_15E(03)
218 Maeyeong-ro, Yeongtong-gu, Suwon-si, Gyeonggi-do, 16675, Korea TEL: (031) 337-9902 FAX: (031) 213-5433

UL Korea, Ltd. Confidential

This report shall not be reproduced except in full, without the written approval of UL Korea, Ltd.

11.1.4. TX ABOVE 1GHz 802.11ac VHT80 2Tx MODE IN THE 5.2GHz BAND

RESTRICTED BANDEDGE (Low CHANNEL_ANT1)

HORIZONTAL PEAK AND AVERAGE DATA

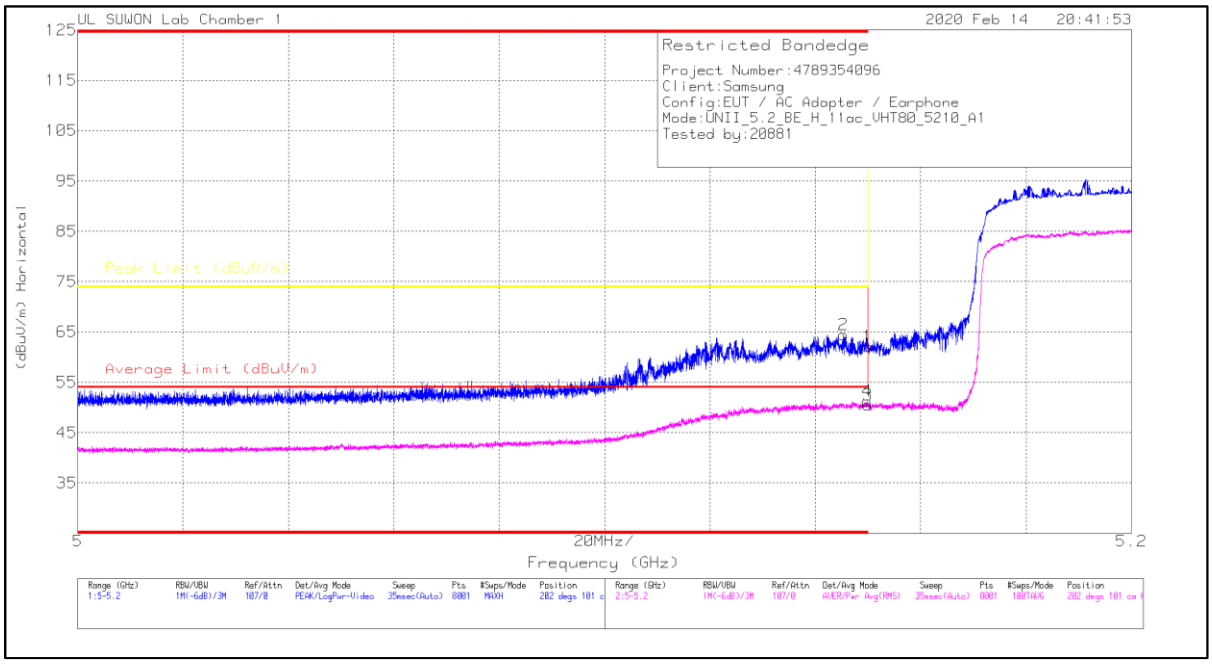

Trace Markers

Marker	Frequency (GHz)	Meter Reading (dBuV)	Det	3117_00168717	10dB_ATT[dB]	DC Corr (dB)	Corrected Reading (dBuV/m)	Average Limit (dBuV/m)	Margin (dB)	Peak Limit (dBuV/m)	PK Margin (dB)	Azimuth (Degs)	Height (cm)	Polarity
1	5.15	49.39	Pk	34.5	-21.8	0	62.09	-	-	74	-11.91	202	101	H
2	* 5.14533	51.83	Pk	34.4	-21.8	0	64.43	-	-	74	-9.57	202	101	H
3	5.15	37.42	RMS	34.5	-21.8	.34	50.46	54	-3.54	-	-	202	101	H
4	* 5.1498	38.36	RMS	34.4	-21.8	.34	51.3	54	-2.7	-	-	202	101	H

* - indicates frequency in CFR47 Pt 15 / IC RSS-Restricted Band
Pk - Peak detector
RMS - RMS detection

UL Korea, Ltd. Suwon Laboratory FORM ID: FCC_15E(03)
218 Maeyeong-ro, Yeongtong-gu, Suwon-si, Gyeonggi-do, 16675, Korea TEL: (031) 337-9902 FAX: (031) 213-5433
UL Korea, Ltd. Confidential
This report shall not be reproduced except in full, without the written approval of UL Korea, Ltd.

VERTICAL PEAK AND AVERAGE DATA

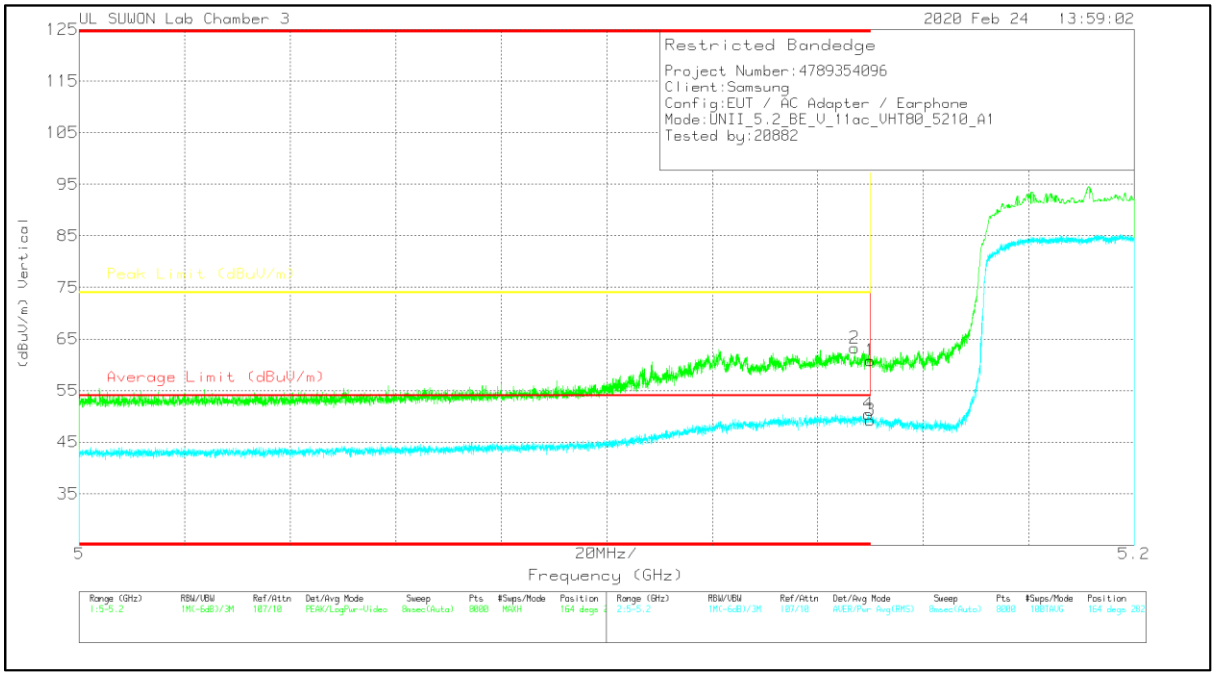

Trace Markers

Marker	Frequency (GHz)	Meter Reading (dBuV)	Det	3117_00205959	10dB_ATT[dB]	DC Corr (dB)	Corrected Reading (dBuV/m)	Average Limit (dBuV/m)	Margin (dB)	Peak Limit (dBuV/m)	PK Margin (dB)	Azimuth (Degs)	Height (cm)	Polarity
1	* 5.14999	45.05	Pk	34.4	-18.6	0	60.85	-	-	74	-13.15	164	282	V
2	* 5.14699	47.44	Pk	34.4	-18.6	0	63.24	-	-	74	-10.76	164	282	V
3	* 5.14999	33.13	RMS	34.4	-18.6	.34	49.27	54	-4.73	-	-	164	282	V
4	* 5.14959	34.35	RMS	34.4	-18.6	.34	50.49	54	-3.51	-	-	164	282	V

* - indicates frequency in CFR47 Pt 15 / IC RSS-Restricted Band
Pk - Peak detector
RMS - RMS detection

UL Korea, Ltd. Suwon Laboratory FORM ID: FCC_15E(03)
218 Maeyeong-ro, Yeongtong-gu, Suwon-si, Gyeonggi-do, 16675, Korea TEL: (031) 337-9902 FAX: (031) 213-5433
UL Korea, Ltd. Confidential
This report shall not be reproduced except in full, without the written approval of UL Korea, Ltd.

RESTRICTED BANDEDGE (Low CHANNEL_ANT2)

HORIZONTAL PEAK AND AVERAGE DATA

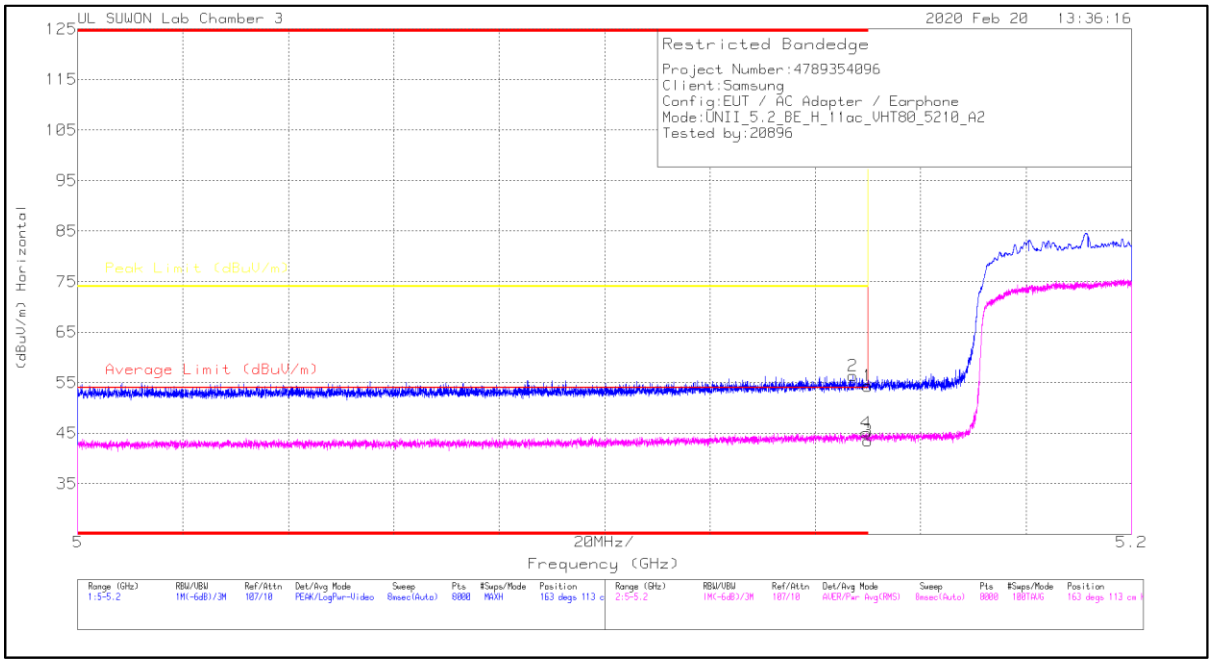

Trace Markers

Marker	Frequency (GHz)	Meter Reading (dBuV)	Det	3117_00205959	10dB_ATT[dB]	DC Corr (dB)	Corrected Reading (dBuV/m)	Average Limit (dBuV/m)	Margin (dB)	Peak Limit (dBuV/m)	PK Margin (dB)	Azimuth (Degs)	Height (cm)	Polarity
1	* 5.14999	38.53	Pk	34.4	-18.6	0	54.33	-	-	74	-19.67	163	113	H
2	* 5.14714	40.57	Pk	34.4	-18.6	0	56.37	-	-	74	-17.63	163	113	H
3	* 5.14999	27.35	RMS	34.4	-18.6	.34	43.49	54	-10.51	-	-	163	113	H
4	* 5.14967	28.97	RMS	34.4	-18.6	.34	45.11	54	-8.89	-	-	163	113	H

* - indicates frequency in CFR47 Pt 15 / IC RSS-Restricted Band
Pk - Peak detector
RMS - RMS detection

UL Korea, Ltd. Suwon Laboratory FORM ID: FCC_15E(03)
218 Maeyeong-ro, Yeongtong-gu, Suwon-si, Gyeonggi-do, 16675, Korea TEL: (031) 337-9902 FAX: (031) 213-5433
UL Korea, Ltd. Confidential
This report shall not be reproduced except in full, without the written approval of UL Korea, Ltd.

VERTICAL PEAK AND AVERAGE DATA

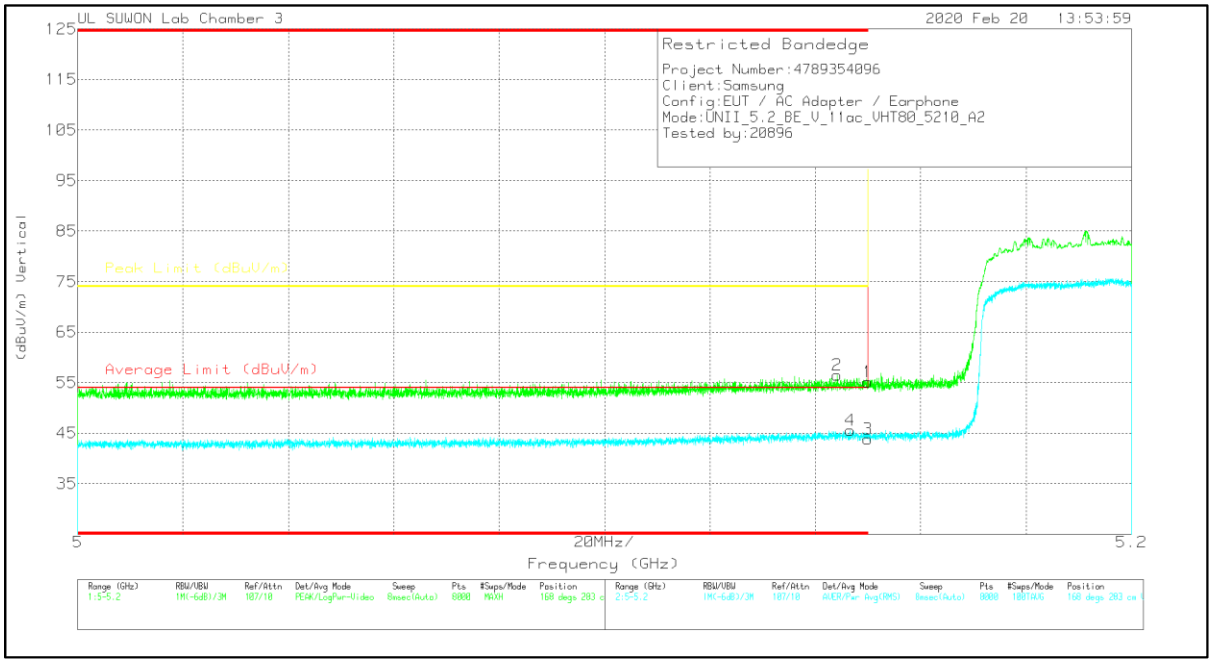

Trace Markers

Marker	Frequency (GHz)	Meter Reading (dBuV)	Det	3117_00205959	10dB_ATT[dB]	DC Corr (dB)	Corrected Reading (dBuV/m)	Average Limit (dBuV/m)	Margin (dB)	Peak Limit (dBuV/m)	PK Margin (dB)	Azimuth (Degs)	Height (cm)	Polarity
1	* 5.14999	39.38	Pk	34.4	-18.6	0	55.18	-	-	74	-18.82	168	283	V
2	* 5.14417	40.69	Pk	34.4	-18.6	0	56.49	-	-	74	-17.51	168	283	V
3	* 5.14999	27.75	RMS	34.4	-18.6	.34	43.89	54	-10.11	-	-	168	283	V
4	* 5.14659	29.46	RMS	34.4	-18.6	.34	45.6	54	-8.4	-	-	168	283	V

* - indicates frequency in CFR47 Pt 15 / IC RSS-Restricted Band
Pk - Peak detector
RMS - RMS detection

UL Korea, Ltd. Suwon Laboratory FORM ID: FCC_15E(03)
218 Maeyeong-ro, Yeongtong-gu, Suwon-si, Gyeonggi-do, 16675, Korea TEL: (031) 337-9902 FAX: (031) 213-5433
UL Korea, Ltd. Confidential
This report shall not be reproduced except in full, without the written approval of UL Korea, Ltd.

RESTRICTED BANDEDGE (Low CHANNEL_ANT ALL)

HORIZONTAL PEAK AND AVERAGE DATA

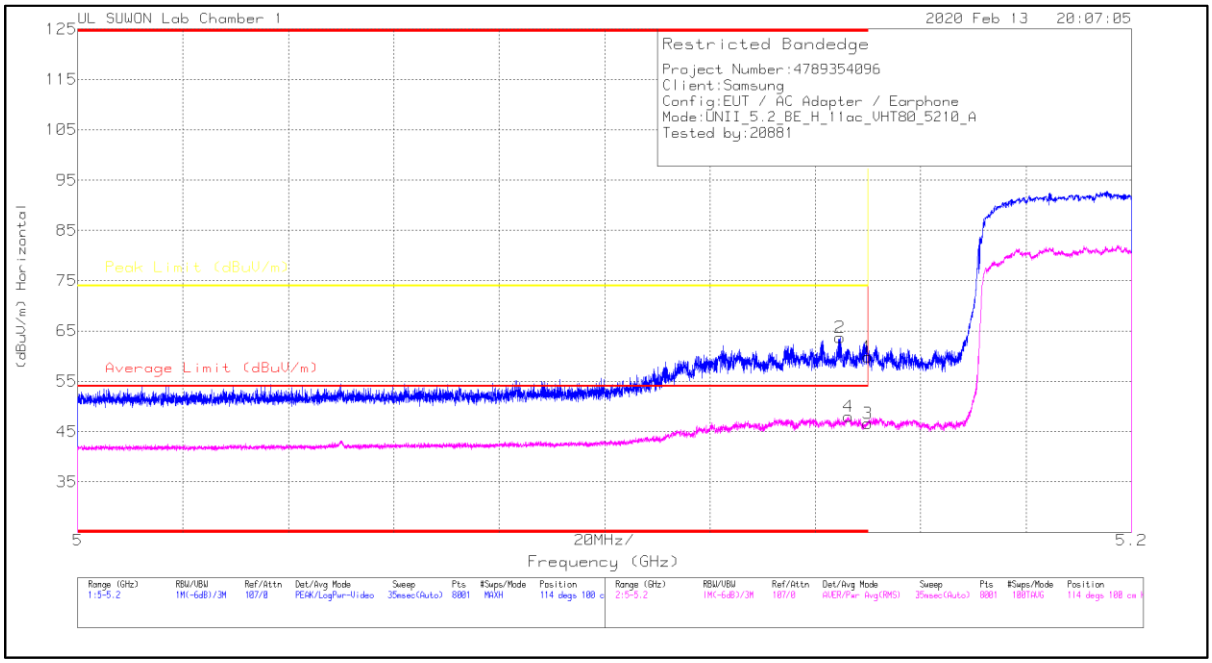

Trace Markers

Marker	Frequency (GHz)	Meter Reading (dBuV)	Det	3117_00168717	10dB_ATT[dB]	DC Corr (dB)	Corrected Reading (dBuV/m)	Average Limit (dBuV/m)	Margin (dB)	Peak Limit (dBuV/m)	PK Margin (dB)	Azimuth (Degs)	Height (cm)	Polarity
1	5.15	47.1	Pk	34.5	-21.8	0	59.8	-	-	74	-14.2	114	100	H
2	* 5.14468	51.16	Pk	34.4	-21.8	0	63.76	-	-	74	-10.24	114	100	H
3	5.15	33.47	RMS	34.5	-21.8	.49	46.66	54	-7.34	-	-	114	100	H
4	* 5.14628	34.9	RMS	34.4	-21.8	.49	47.99	54	-6.01	-	-	114	100	H

* - indicates frequency in CFR47 Pt 15 / IC RSS-Restricted Band
Pk - Peak detector
RMS - RMS detection

UL Korea, Ltd. Confidential
This report shall not be reproduced except in full, without the written approval of UL Korea, Ltd.

VERTICAL PEAK AND AVERAGE DATA

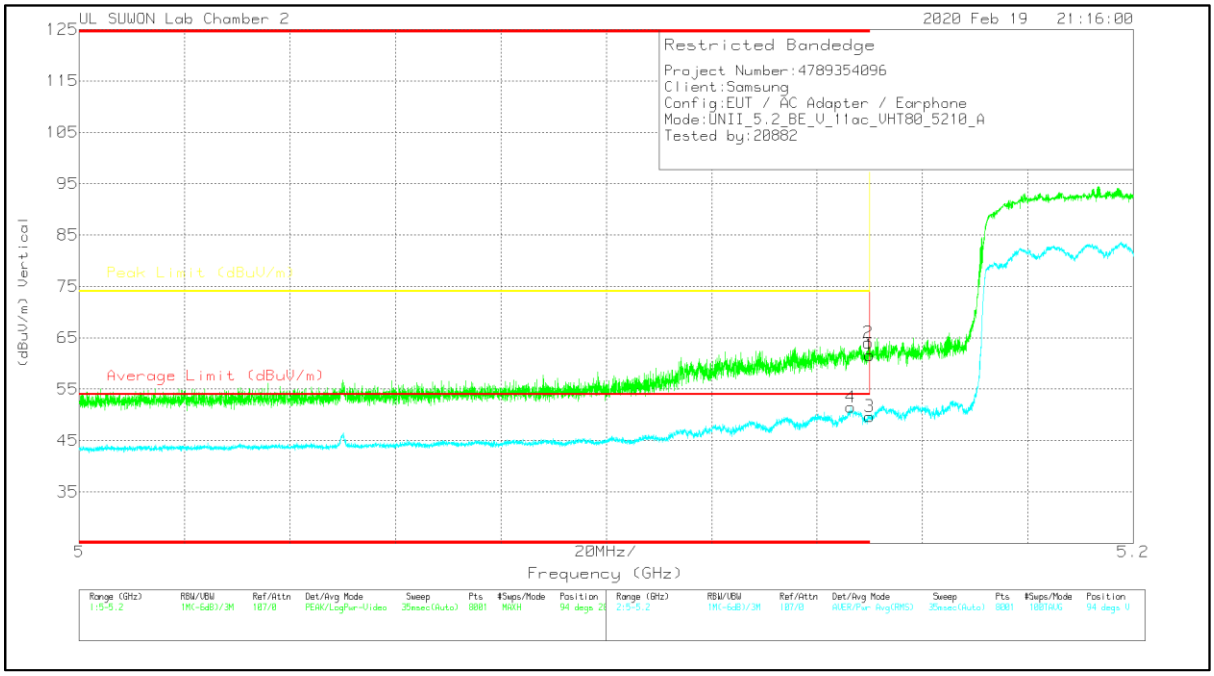

Trace Markers

Marker	Frequency (GHz)	Meter Reading (dBuV)	Det	3117_00168724	10dB_ATT[dB]	DC Corr (dB)	Corrected Reading (dBuV/m)	Average Limit (dBuV/m)	Margin (dB)	Peak Limit (dBuV/m)	PK Margin (dB)	Azimuth (Degs)	Height (cm)	Polarity
1	5.15	45.42	Pk	34.3	-18.1	0	61.62	-	-	74	-12.38	94	281	V
2	* 5.14975	47.86	Pk	34.3	-18.1	0	64.06	-	-	74	-9.94	94	281	V
3	5.15	32.99	RMS	34.3	-18.1	.49	49.68	54	-4.32	-	-	94	281	V
4	* 5.14635	34.79	RMS	34.3	-18.1	.49	51.48	54	-2.52	-	-	94	281	V

* - indicates frequency in CFR47 Pt 15 / IC RSS-Restricted Band
Pk - Peak detector
RMS - RMS detection

UL Korea, Ltd. Suwon Laboratory FORM ID: FCC_15E(03)
218 Maeyeong-ro, Yeongtong-gu, Suwon-si, Gyeonggi-do, 16675, Korea TEL: (031) 337-9902 FAX: (031) 213-5433
UL Korea, Ltd. Confidential
This report shall not be reproduced except in full, without the written approval of UL Korea, Ltd.

HARMONICS AND SPURIOUS EMISSIONS

MID CHANNEL HORIZONTAL

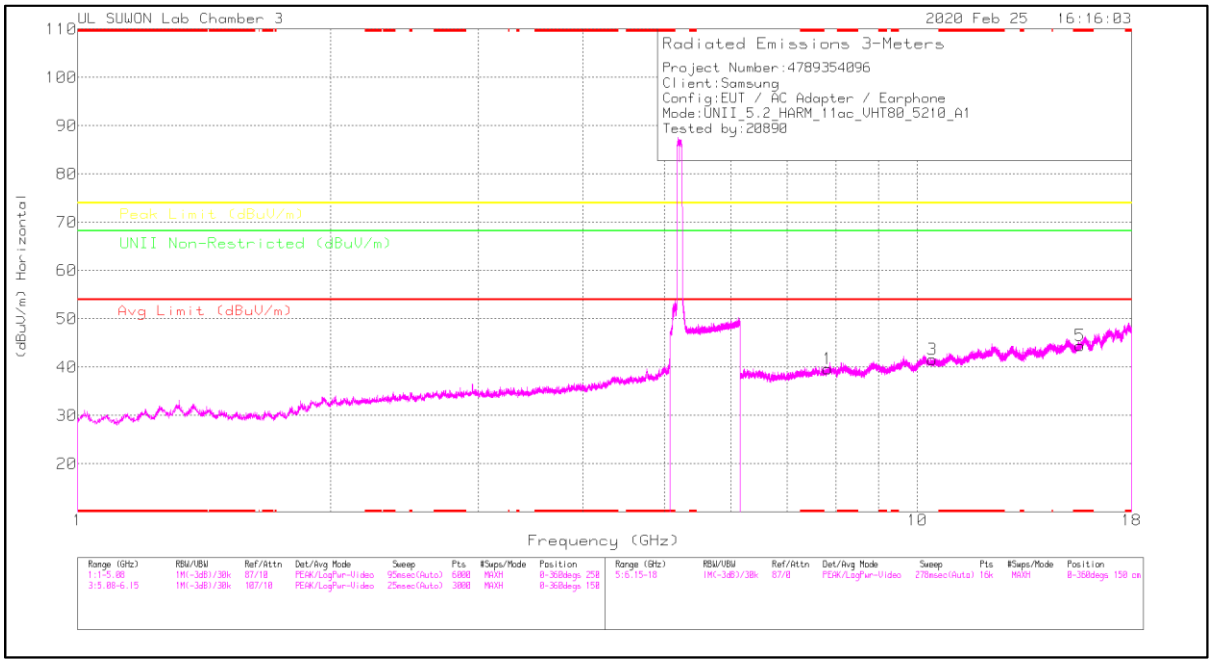

MID CHANNEL VERTICAL

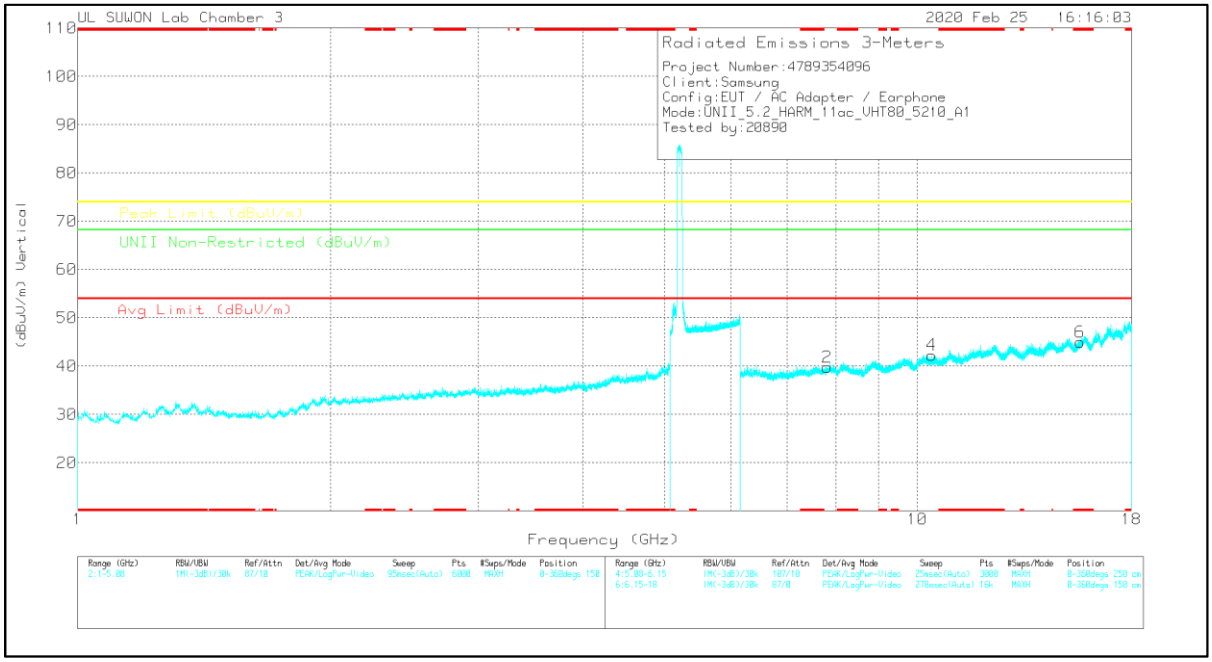

Note: Emission was scanned up to 40GHz; No emissions were detected above the noise floor which was at least 20dB beLow the specification limit.

UL Korea, Ltd. Confidential
This report shall not be reproduced except in full, without the written approval of UL Korea, Ltd.

MID CHANNEL DATA

Radiated Emissions

Frequency (GHz)	Meter Reading (dBuV)	Det	3117_00205959	6GHz_HP[dB]	DC Corr (dB)	Corrected Reading (dBuV/m)	Avg Limit (dBuV/m)	Margin (dB)	Peak Limit (dBuV/m)	Margin (dB)	UNII Non-Restricted (dBuV/m)	Margin (dB)	Azimuth (Degs)	Height (cm)	Polarity
7.81879	35.79	PK-U	35.9	-22.3	0	49.39	-	-	-	-	68.2	-18.81	0	100	H
7.81865	35.8	PK-U	35.9	-22.3	0	49.4	-	-	-	-	68.2	-18.8	0	100	V
10.43141	32.53	PK-U	37.7	-19.1	0	51.13	-	-	-	-	68.2	-17.07	0	100	H
10.42048	32.57	PK-U	37.6	-19.1	0	51.07	-	-	-	-	68.2	-17.13	0	100	V
* 15.61952	34.94	PK-U	40.3	-19.3	0	55.94	-	-	74	-18.06	-	-	0	100	H
* 15.62424	33.77	PK-U	40.3	-19.3	0	54.77	-	-	74	-19.23	-	-	0	100	V

* - indicates frequency in CFR47 Pt 15 / IC RSS-Restricted Band

PK-U - U-NII: Maximum Peak

UL Korea, Ltd. Suwon Laboratory FORM ID: FCC_15E(03)
218 Maeyeong-ro, Yeongtong-gu, Suwon-si, Gyeonggi-do, 16675, Korea TEL: (031) 337-9902 FAX: (031) 213-5433

UL Korea, Ltd. Confidential

This report shall not be reproduced except in full, without the written approval of UL Korea, Ltd.

11.2. 5.3 GHz

11.2.1. TX ABOVE 1 GHz 802.11a 2Tx MODE IN THE 5.3 GHz BAND

RESTRICTED BANDEDGE (High CHANNEL_ANT1)

HORIZONTAL PEAK AND AVERAGE DATA

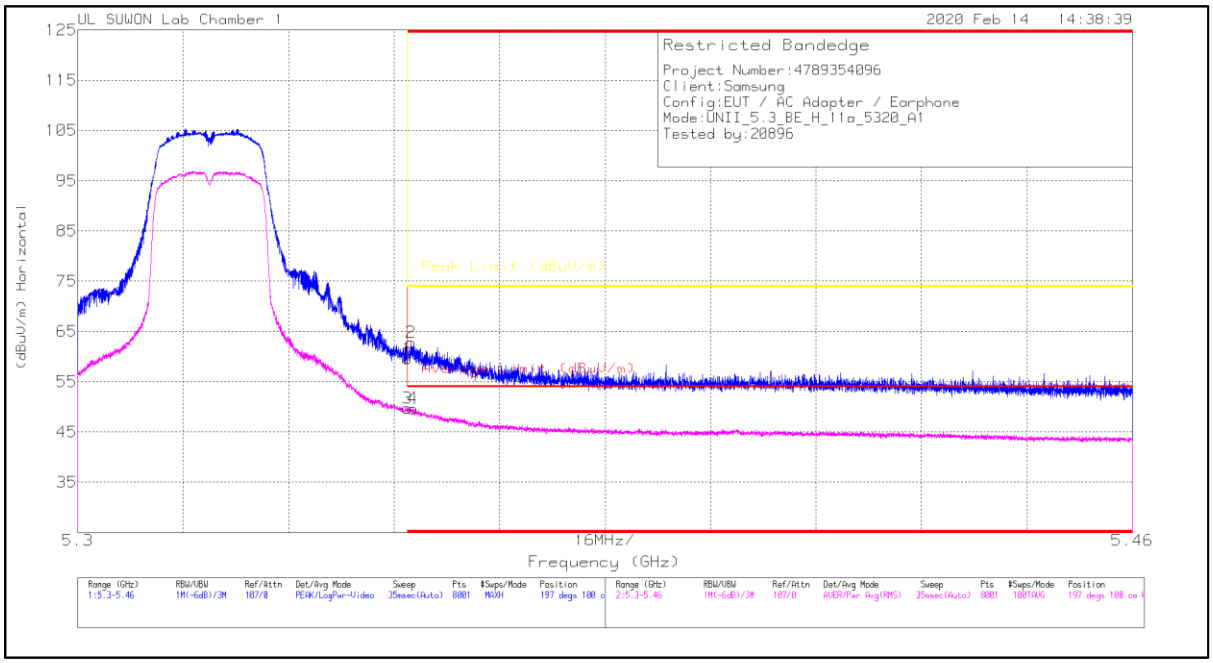

Trace Markers

Marker	Frequency (GHz)	Meter Reading (dBuV)	Det	3117_00168717	10dB_ATT[dB]	DC Corr (dB)	Corrected Reading (dBuV/m)	Average Limit (dBuV/m)	Margin (dB)	Peak Limit (dBuV/m)	PK Margin (dB)	Azimuth (Degs)	Height (cm)	Polarity
1	* 5.35002	46.52	Pk	34.7	-21.6	0	59.62	-	-	74	-14.38	197	100	H
2	* 5.35056	49.74	Pk	34.7	-21.6	0	62.84	-	-	74	-11.16	197	100	H
3	* 5.35002	36.53	RMS	34.7	-21.6	.17	49.8	54	-4.2	-	-	197	100	H
4	* 5.35082	36.42	RMS	34.7	-21.6	.17	49.69	54	-4.31	-	-	197	100	H

* - indicates frequency in CFR47 Pt 15 / IC RSS-Restricted Band
Pk - Peak detector
RMS - RMS detection

UL Korea, Ltd. Confidential
This report shall not be reproduced except in full, without the written approval of UL Korea, Ltd.

VERTICAL PEAK AND AVERAGE DATA

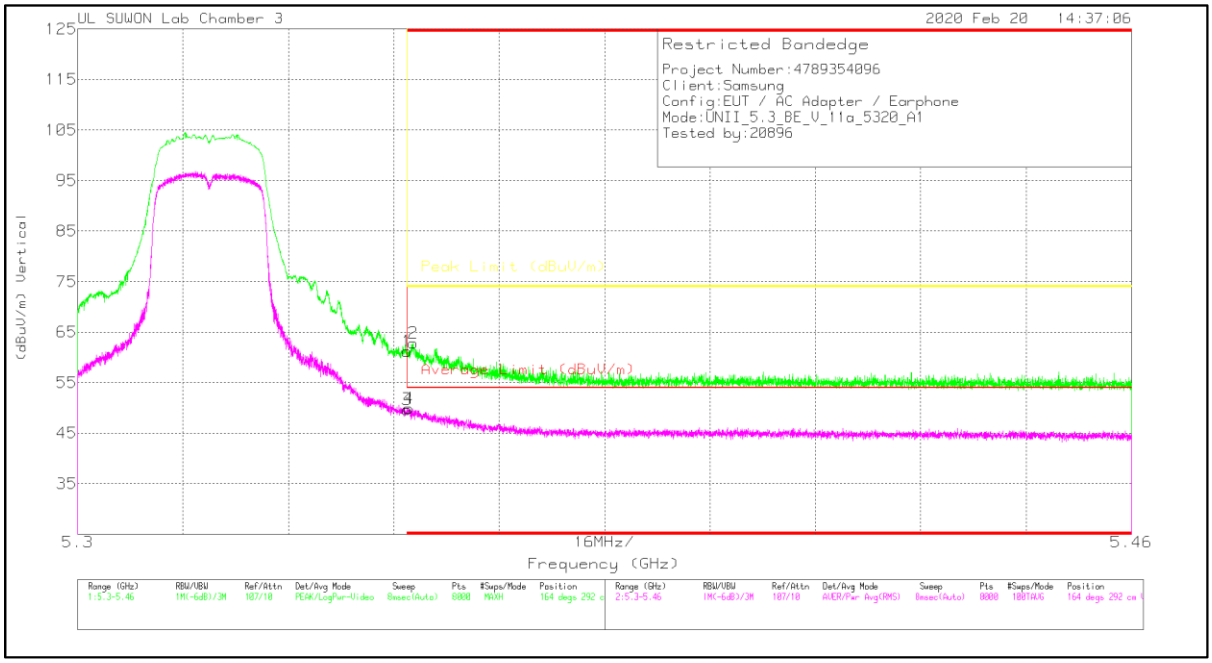

Trace Markers

Marker	Frequency (GHz)	Meter Reading (dBuV)	Det	3117_00205959	10dB_ATT[dB]	DC Corr (dB)	Corrected Reading (dBuV/m)	Average Limit (dBuV/m)	Margin (dB)	Peak Limit (dBuV/m)	PK Margin (dB)	Azimuth (Degs)	Height (cm)	Polarity
1	* 5.35001	44.84	Pk	34.7	-18.3	0	61.24	-	-	74	-12.76	164	292	V
2	* 5.35091	46.38	Pk	34.7	-18.3	0	62.78	-	-	74	-11.22	164	292	V
3	* 5.35001	33.16	RMS	34.7	-18.3	.17	49.73	54	-4.27	-	-	164	292	V
4	* 5.35027	33.36	RMS	34.7	-18.3	.17	49.93	54	-4.07	-	-	164	292	V

* - indicates frequency in CFR47 Pt 15 / IC RSS-Restricted Band
Pk - Peak detector
RMS - RMS detection

UL Korea, Ltd. Suwon Laboratory FORM ID: FCC_15E(03)
218 Maeyeong-ro, Yeongtong-gu, Suwon-si, Gyeonggi-do, 16675, Korea TEL: (031) 337-9902 FAX: (031) 213-5433
UL Korea, Ltd. Confidential
This report shall not be reproduced except in full, without the written approval of UL Korea, Ltd.

RESTRICTED BANDEDGE (High CHANNEL_ANT2)

HORIZONTAL PEAK AND AVERAGE DATA

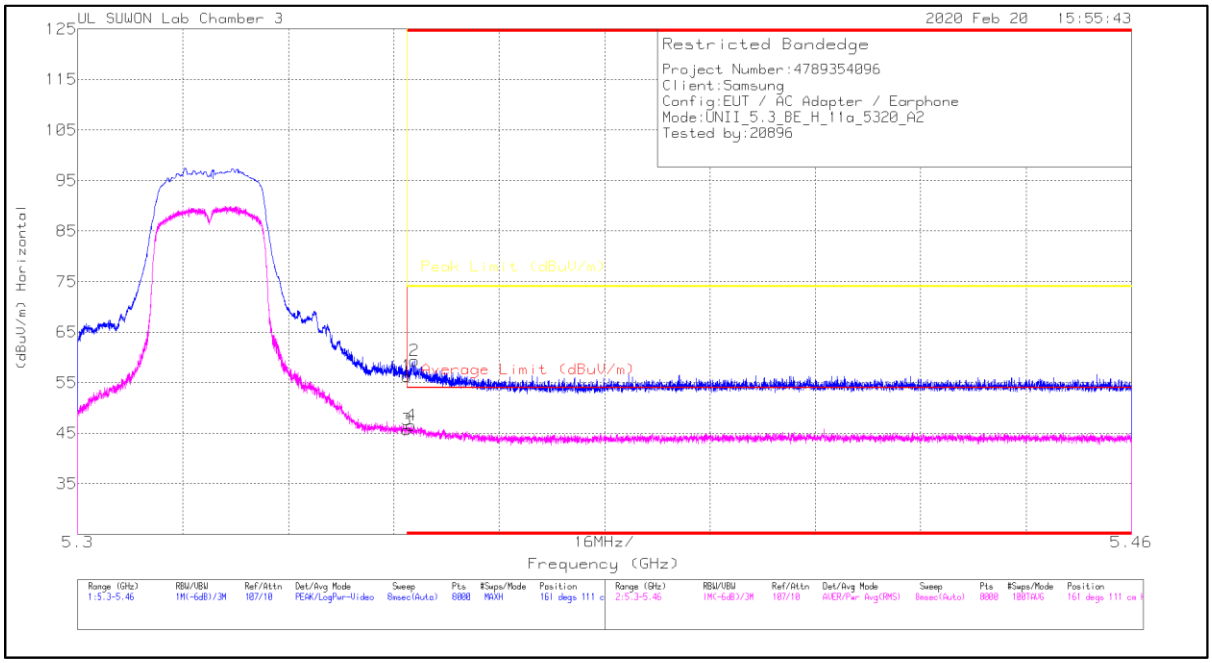

Trace Markers

Marker	Frequency (GHz)	Meter Reading (dBuV)	Det	3117_00205959	10dB_ATT[dB]	DC Corr (dB)	Corrected Reading (dBuV/m)	Average Limit (dBuV/m)	Margin (dB)	Peak Limit (dBuV/m)	PK Margin (dB)	Azimuth (Degs)	Height (cm)	Polarity
1	* 5.35001	39.91	Pk	34.7	-18.3	0	56.31	-	-	74	-17.69	161	111	H
2	* 5.35115	42.97	Pk	34.7	-18.3	0	59.37	-	-	74	-14.63	161	111	H
3	* 5.35001	29.15	RMS	34.7	-18.3	.17	45.72	54	-8.28	-	-	161	111	H
4	* 5.35067	29.94	RMS	34.7	-18.3	.17	46.51	54	-7.49	-	-	161	111	H

* - indicates frequency in CFR47 Pt 15 / IC RSS-Restricted Band
Pk - Peak detector
RMS - RMS detection

UL Korea, Ltd. Suwon Laboratory FORM ID: FCC_15E(03)
218 Maeyeong-ro, Yeongtong-gu, Suwon-si, Gyeonggi-do, 16675, Korea TEL: (031) 337-9902 FAX: (031) 213-5433
UL Korea, Ltd. Confidential
This report shall not be reproduced except in full, without the written approval of UL Korea, Ltd.

VERTICAL PEAK AND AVERAGE DATA

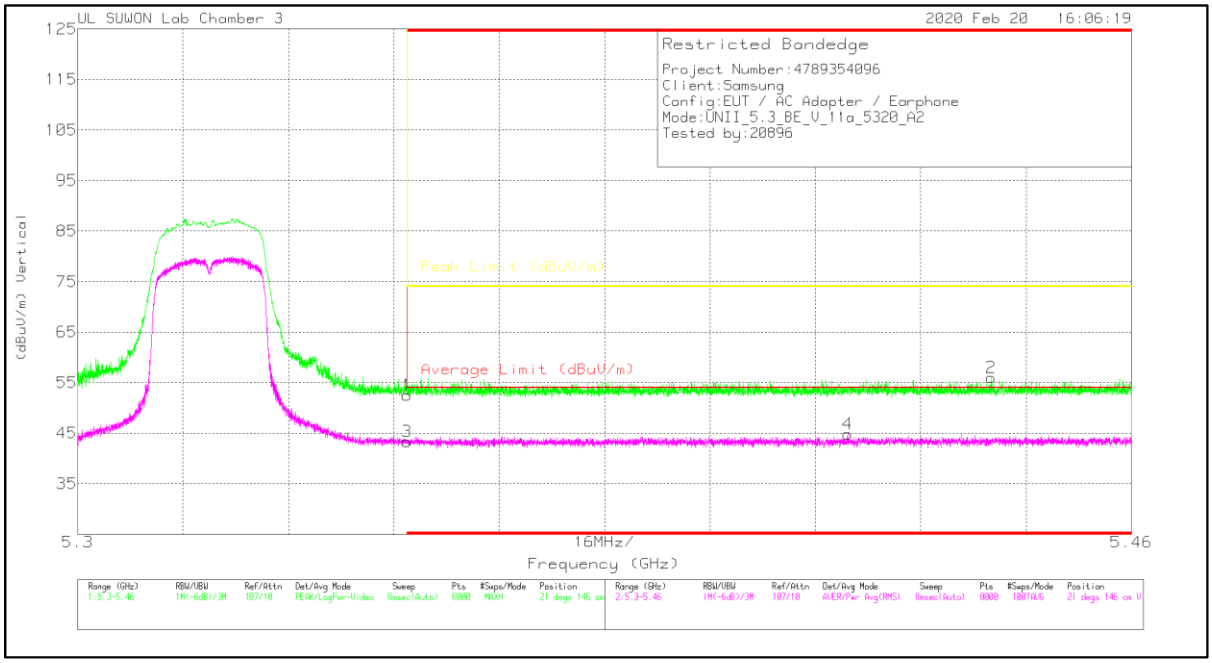

Trace Markers

Marker	Frequency (GHz)	Meter Reading (dBuV)	Det	3117_00205959	10dB_ATT[dB]	DC Corr (dB)	Corrected Reading (dBuV/m)	Average Limit (dBuV/m)	Margin (dB)	Peak Limit (dBuV/m)	PK Margin (dB)	Azimuth (Degs)	Height (cm)	Polarity
1	* 5.35001	36.13	Pk	34.7	-18.3	0	52.53	-	-	74	-21.47	21	146	V
2	* 5.43874	39.37	Pk	34.7	-18.1	0	55.97	-	-	74	-18.03	21	146	V
3	* 5.35001	26.73	RMS	34.7	-18.3	.17	43.3	54	-10.7	-	-	21	146	V
4	* 5.4169	28.11	RMS	34.7	-18.2	.17	44.78	54	-9.22	-	-	21	146	V

* - indicates frequency in CFR47 Pt 15 / IC RSS-Restricted Band
Pk - Peak detector
RMS - RMS detection

UL Korea, Ltd. Suwon Laboratory FORM ID: FCC_15E(03)
218 Maeyeong-ro, Yeongtong-gu, Suwon-si, Gyeonggi-do, 16675, Korea TEL: (031) 337-9902 FAX: (031) 213-5433
UL Korea, Ltd. Confidential
This report shall not be reproduced except in full, without the written approval of UL Korea, Ltd.

RESTRICTED BANDEDGE (High CHANNEL_ANT ALL)

HORIZONTAL PEAK AND AVERAGE DATA

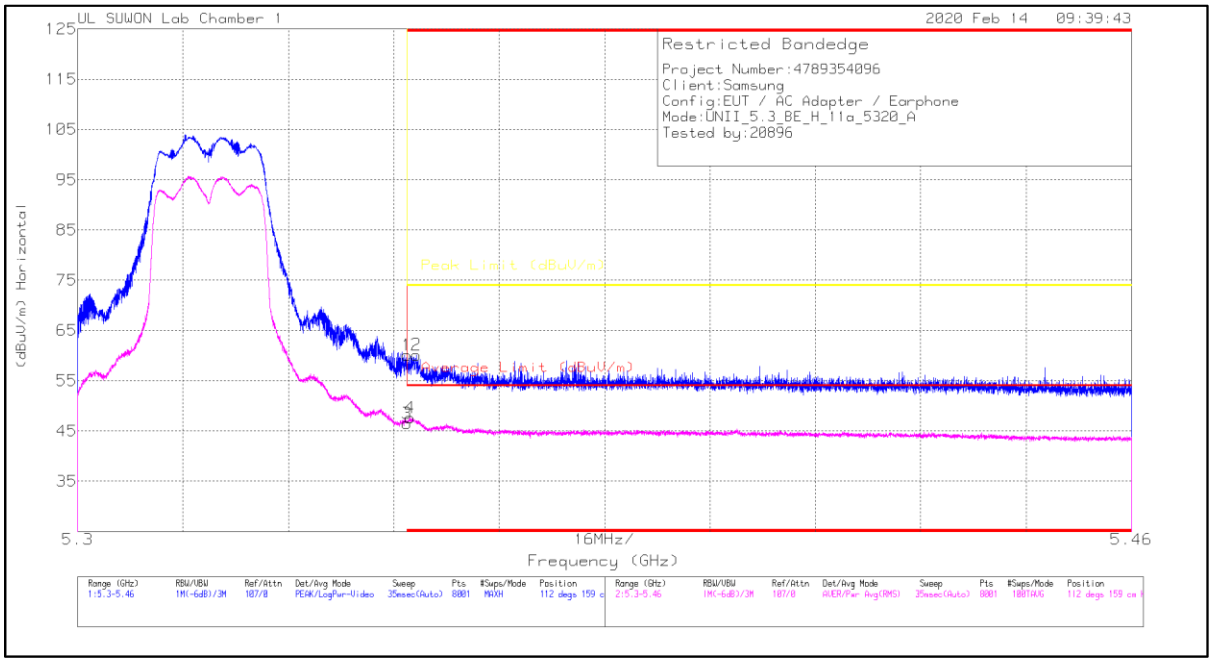

Trace Markers

Marker	Frequency (GHz)	Meter Reading (dBuV)	Det	3117_00168717	10dB_ATT[dB]	DC Corr (dB)	Corrected Reading (dBuV/m)	Average Limit (dBuV/m)	Margin (dB)	Peak Limit (dBuV/m)	PK Margin (dB)	Azimuth (Degs)	Height (cm)	Polarity
1	* 5.35002	47.01	Pk	34.7	-21.6	0	60.11	-	-	74	-13.89	112	159	H
2	* 5.35138	47.06	Pk	34.7	-21.6	0	60.16	-	-	74	-13.84	112	159	H
3	* 5.35002	33.26	RMS	34.7	-21.6	.17	46.53	54	-7.47	-	-	112	159	H
4	* 5.3505	34.36	RMS	34.7	-21.6	.17	47.63	54	-6.37	-	-	112	159	H

* - indicates frequency in CFR47 Pt 15 / IC RSS-Restricted Band
Pk - Peak detector
RMS - RMS detection

UL Korea, Ltd. Suwon Laboratory FORM ID: FCC_15E(03)
218 Maeyeong-ro, Yeongtong-gu, Suwon-si, Gyeonggi-do, 16675, Korea TEL: (031) 337-9902 FAX: (031) 213-5433
UL Korea, Ltd. Confidential
This report shall not be reproduced except in full, without the written approval of UL Korea, Ltd.

VERTICAL PEAK AND AVERAGE DATA

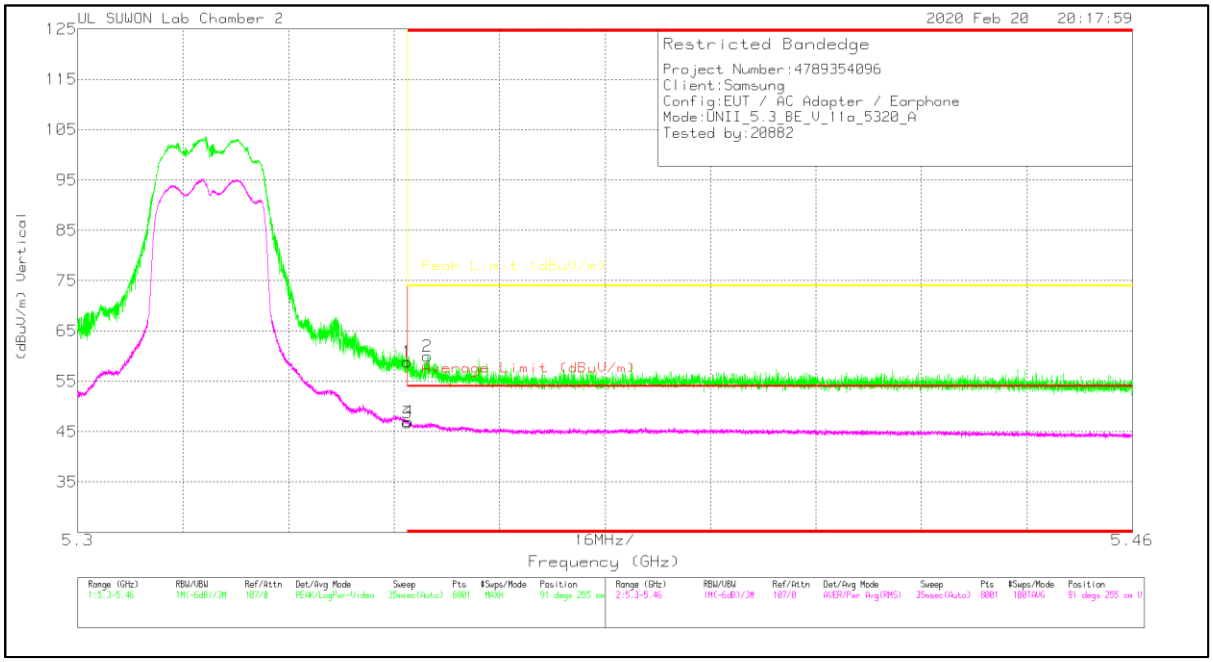

Trace Markers

Marker	Frequency (GHz)	Meter Reading (dBuV)	Det	3117_00168724	10dB_ATT[dB]	DC Corr (dB)	Corrected Reading (dBuV/m)	Average Limit (dBuV/m)	Margin (dB)	Peak Limit (dBuV/m)	PK Margin (dB)	Azimuth (Degs)	Height (cm)	Polarity
1	* 5.35002	42.49	Pk	34.5	-18.1	0	58.89	-	-	74	-15.11	91	255	V
2	* 5.35304	43.63	Pk	34.5	-18.1	0	60.03	-	-	74	-13.97	91	255	V
3	* 5.35002	30.24	RMS	34.5	-18.1	.17	46.81	54	-7.19	-	-	91	255	V
4	* 5.35014	30.47	RMS	34.5	-18.1	.17	47.04	54	-6.96	-	-	91	255	V

* - indicates frequency in CFR47 Pt 15 / IC RSS-Restricted Band
Pk - Peak detector
RMS - RMS detection

UL Korea, Ltd. Suwon Laboratory FORM ID: FCC_15E(03)
218 Maeyeong-ro, Yeongtong-gu, Suwon-si, Gyeonggi-do, 16675, Korea TEL: (031) 337-9902 FAX: (031) 213-5433
UL Korea, Ltd. Confidential
This report shall not be reproduced except in full, without the written approval of UL Korea, Ltd.

HARMONICS AND SPURIOUS EMISSIONS

Low CHANNEL HORIZONTAL

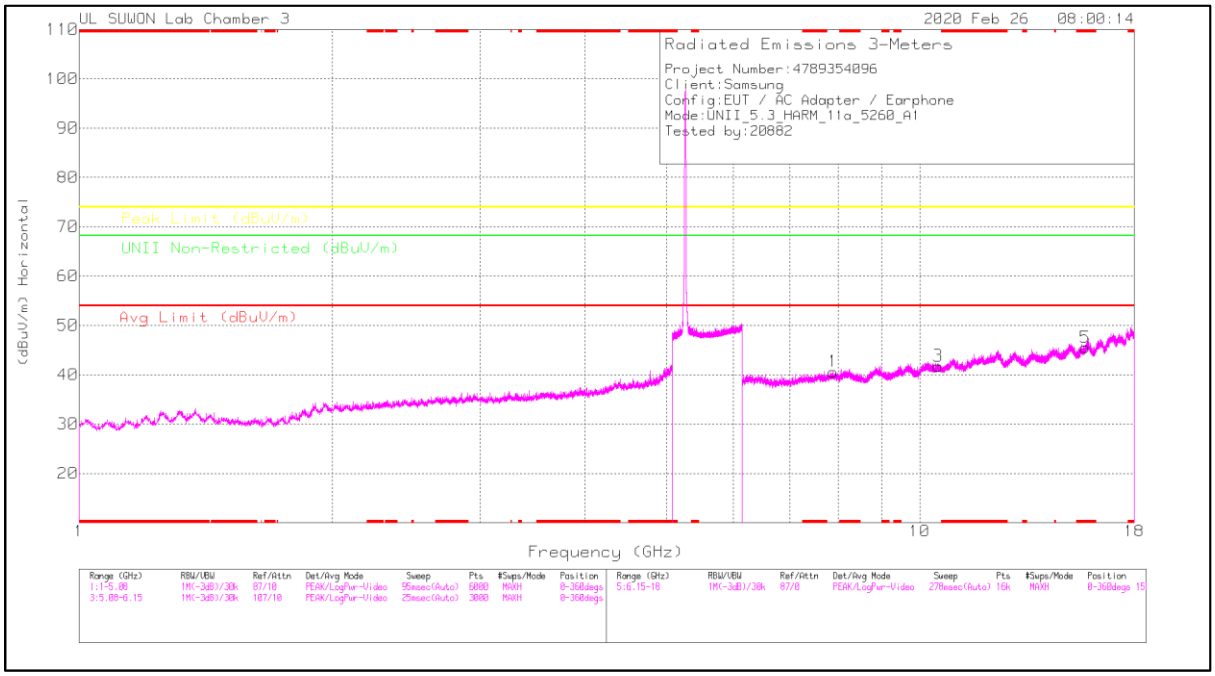

Low CHANNEL VERTICAL

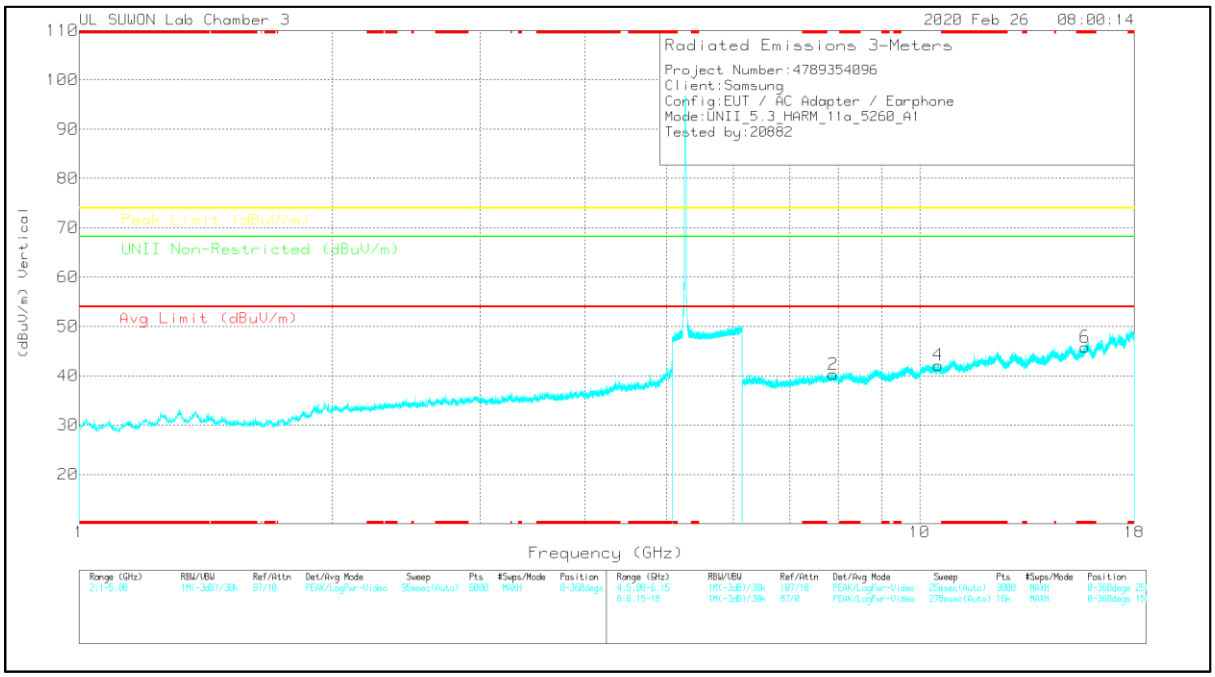

Note: Emission was scanned up to 40GHz; No emissions were detected above the noise floor which was at least 20dB beLow the specification limit.

UL Korea, Ltd. Confidential
This report shall not be reproduced except in full, without the written approval of UL Korea, Ltd.

Low CHANNEL DATA

Radiated Emissions

Frequency (GHz)	Meter Reading (dBuV)	Det	3117_00205959	6GHz_HP[dB]	DC Corr (dB)	Corrected Reading (dBuV/m)	Avg Limit (dBuV/m)	Margin (dB)	Peak Limit (dBuV/m)	Margin (dB)	UNII Non-Restricted (dBuV/m)	Margin (dB)	Azimuth (Degs)	Height (cm)	Polarity
7.88765	35.57	PK-U	36	-22	0	49.57	-	-	-	-	68.2	-18.63	0	100	H
7.88765	35.3	PK-U	36	-22	0	49.3	-	-	-	-	68.2	-18.9	0	100	V
10.51619	33.49	PK-U	37.7	-19	0	52.19	-	-	-	-	68.2	-16.01	0	100	H
10.51466	33.44	PK-U	37.7	-19	0	52.14	-	-	-	-	68.2	-16.06	0	100	V
* 15.73834	33.85	PK-U	40.4	-19.1	0	55.15	-	-	74	-18.85	-	-	0	100	H
* 15.74072	34.01	PK-U	40.4	-19.1	0	55.31	-	-	74	-18.69	-	-	0	100	V

* - indicates frequency in CFR47 Pt 15 / IC RSS-Restricted Band

PK-U - U-NII: Maximum Peak

UL Korea, Ltd. Suwon Laboratory FORM ID: FCC_15E(03)
218 Maeyeong-ro, Yeongtong-gu, Suwon-si, Gyeonggi-do, 16675, Korea TEL: (031) 337-9902 FAX: (031) 213-5433

UL Korea, Ltd. Confidential

This report shall not be reproduced except in full, without the written approval of UL Korea, Ltd.