Samsung Gear™ Live

QUICK REFERENCE MANUAL

DRAFT

SAMSUNG

Support

This guide provides you with the information you need to get started. For more information and additional support, please visit the samsung.com support page.

- Get support for your device online.
- Review your device's User Manual and troubleshooting FAQs.
- Review troubleshooting solutions.

NOTE: Devices and software are constantly evolving—the screen images and icons you see here are for reference only.

NOTE: This device should only be used with firmware versions that have been approved for use by the carrier and the device manufacturer. If unauthorized firmware is placed on the device it will not function.

For a list of compatible smartphones, please visit:
www.samsung.com/us/gearsupport

DRAFT

Device Functions

You can use mobile devices more conveniently by connecting to various applications with the Samsung Gear™ Live. Set your exercise program and manage your health by connecting the Gear Live to a mobile device.

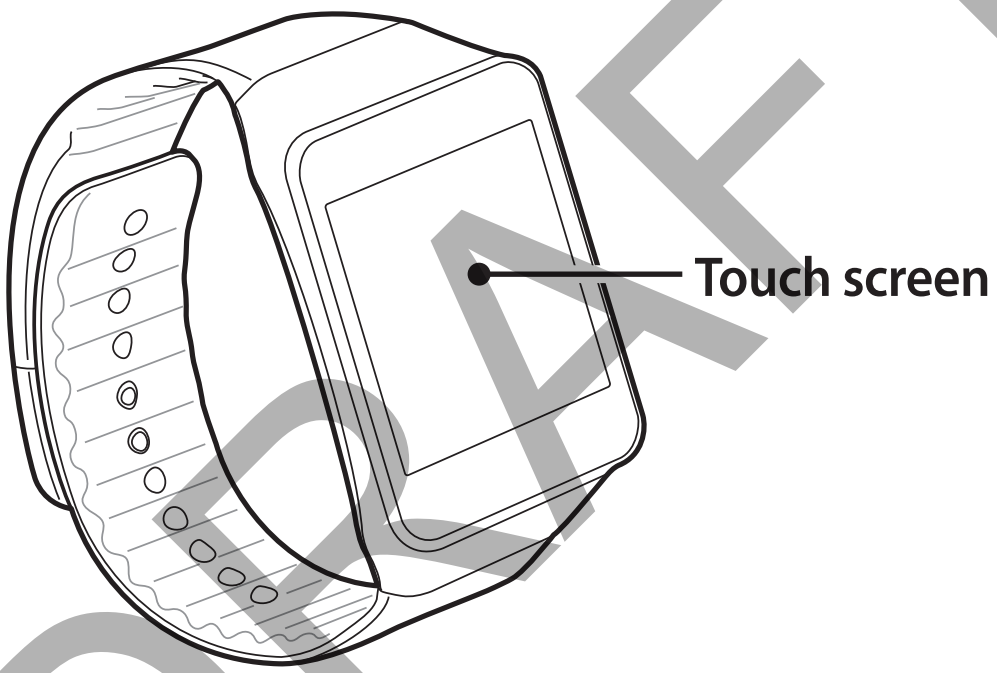

- **Power button**: Press and hold to to turn the Gear Live on/off. Press to turn the screen on/off, or to move the Home screen.

DRAFT

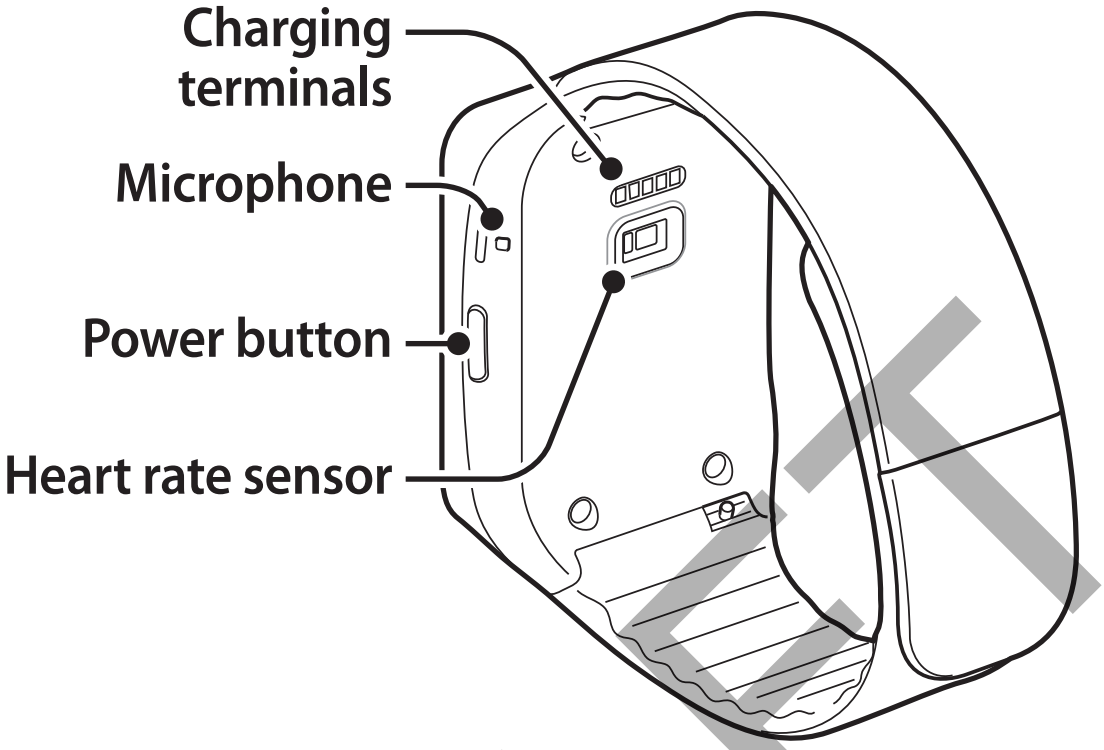

Charging dock

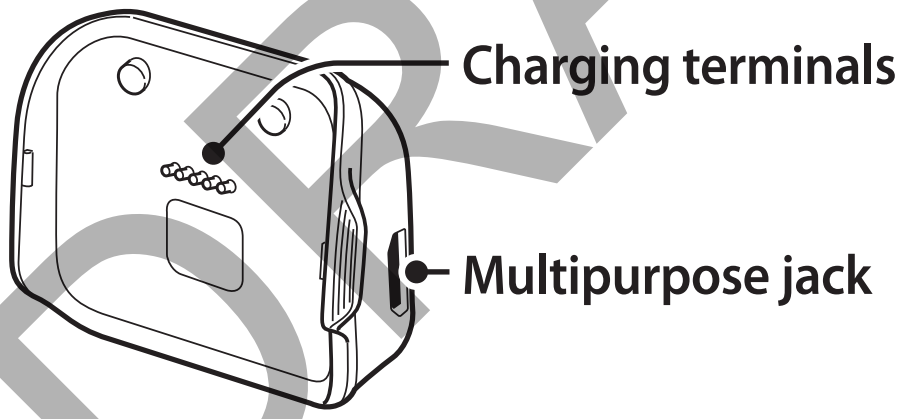

DRAFT

Setting Up Your Device

Charging the Device

1. Before turning on your Gear Live for the first time, charge it fully.
2. Carefully place the Gear Live on the charging dock with the charging terminals facing each other and connect to the charger.

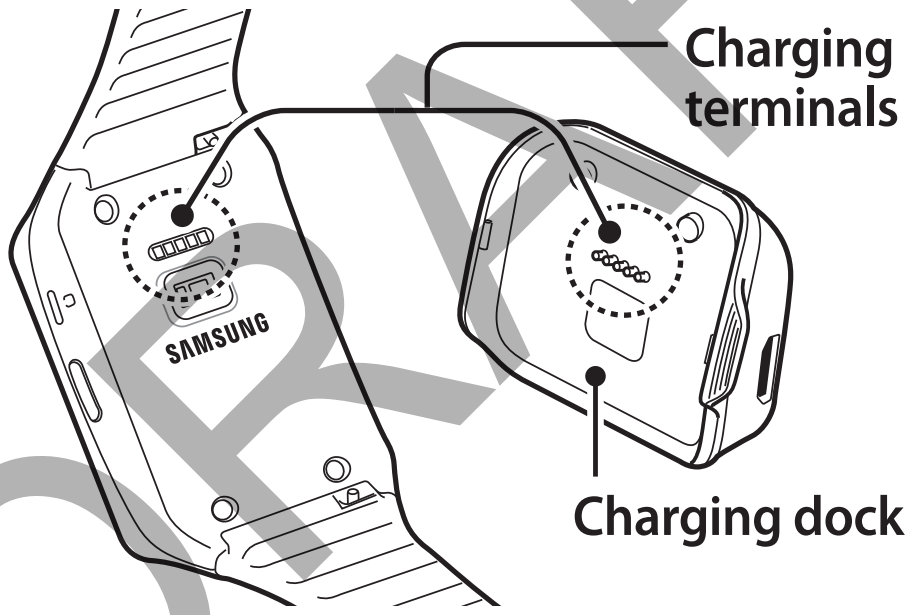

DRAFT

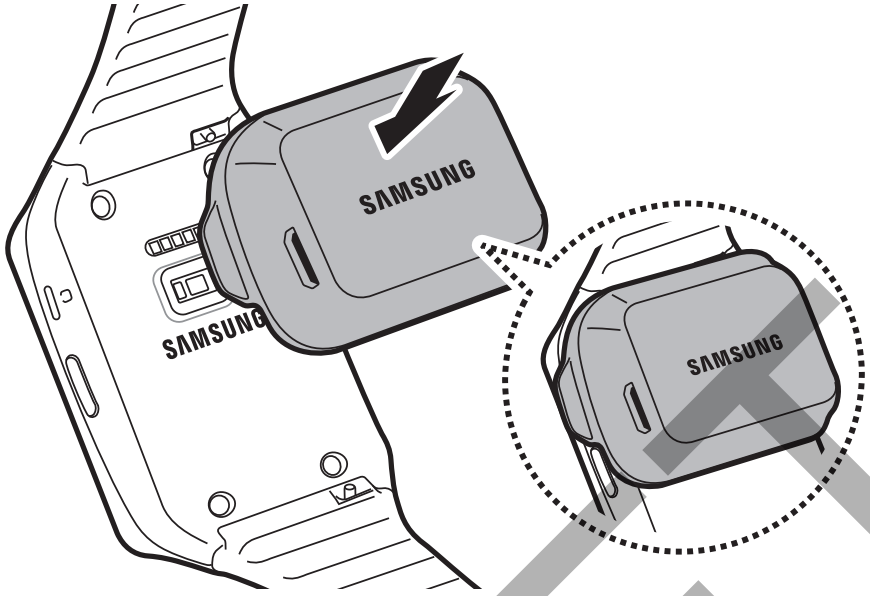

3. Plug in the USB cable.

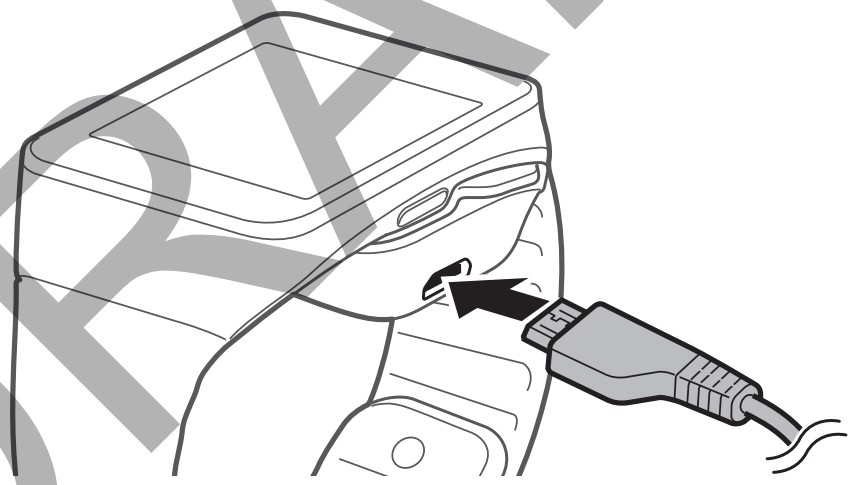

Caution!: Connect the charger properly to the device. An improper connection can damage the device and void the warranty.

DRAFT

4. When finished charging, disconnect the Gear Live from the charging dock.

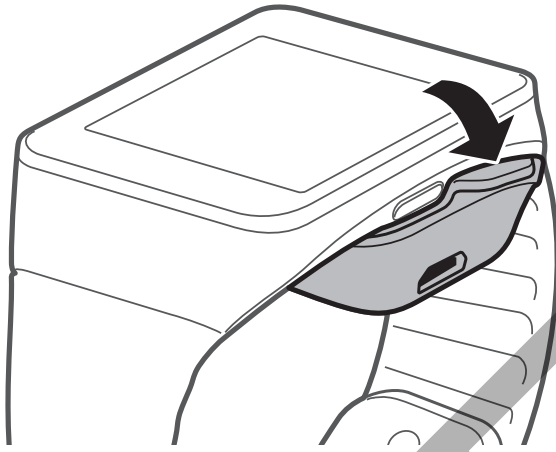

DRAFT

Wearing the Gear Live

1. Release the pin from the strap.

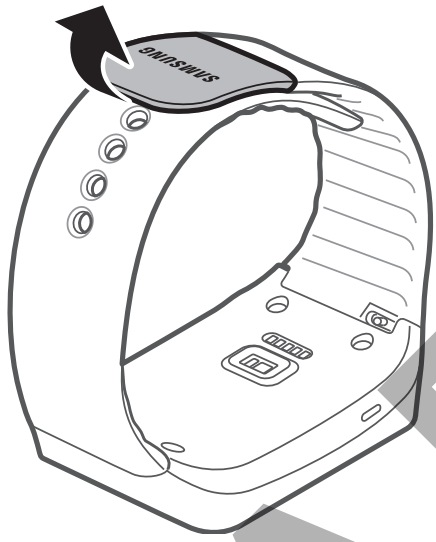

2. Place the strap around your wrist, fit the strap to your wrist, and then fasten it with the pin.

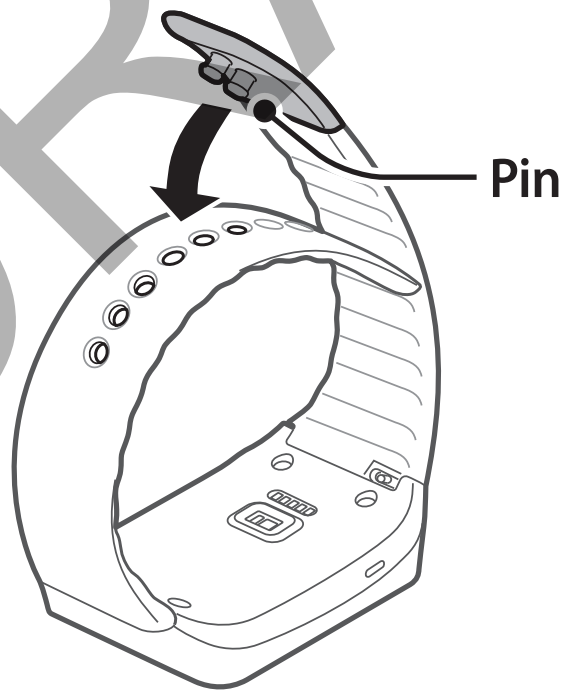

3. Press the button to close the clasp.

DRAFT

Changing the Band

The strap is held in place by small spring-loaded pins (called presto pins).

- Press in on the pin to release it from the case, and then lift the strap out as shown.

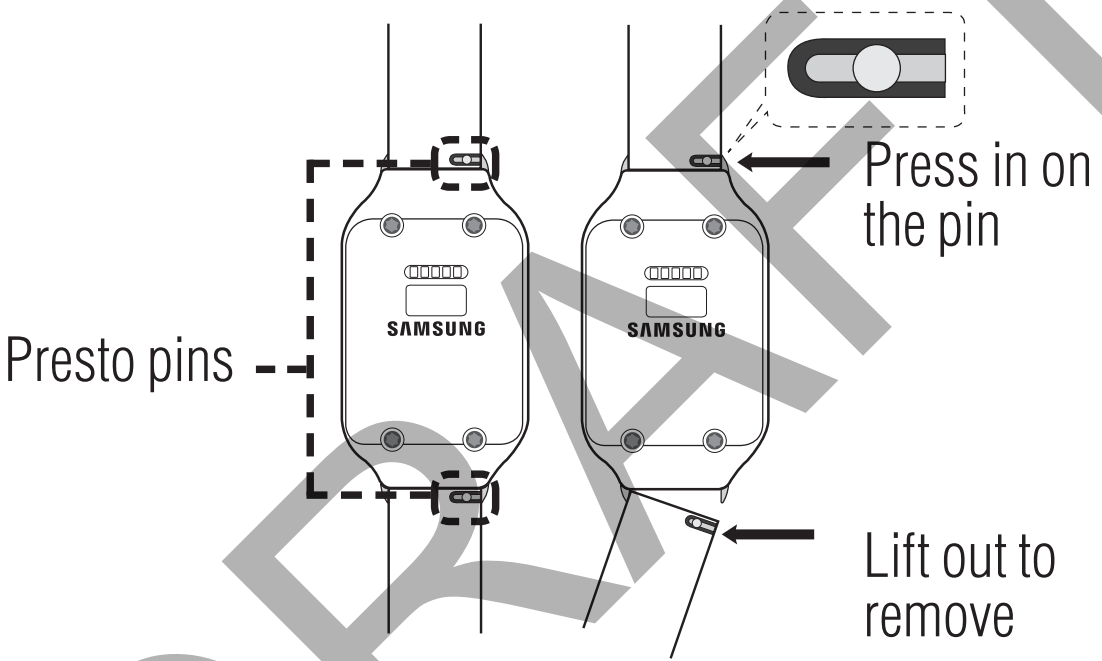

Attaching the Band

- Insert one side of the pin into the Gear Live case, and then press in on the pin. Slip the band into the case and then release the pin to secure the band in place.

DRAFT

DRAFT

SAMSUNG TELECOMMUNICATIONS AMERICA
1301 E. Lookout Drive | Richardson, TX 75082
1.888.987.HELP
www.samsung.com/mobile

©2014 Samsung Telecommunications America, LLC. Samsung, Gear, and TecTile are all trademarks of Samsung Electronics Co., Ltd. Bluetooth® is a registered trademark of Bluetooth SIG. Other company and product names mentioned herein may be trademarks of their respective owners. Screen images simulated. Appearance of device may vary.

BC

Printed in Vietnam | 04/2014 | GH68-41040A Rev_1.3

Connection

Pairing the Devices

1. Turn on the Gear Live and select a language.
2. Download the **Android Wear** app from the **Play Store** onto your mobile device.
3. Open the **Android Wear** app and tap **OK** when the Bluetooth® pairing request displays.
4. Tap **OK** on your device to confirm the passkey.
5. On your mobile device tap the Gear Live model name.

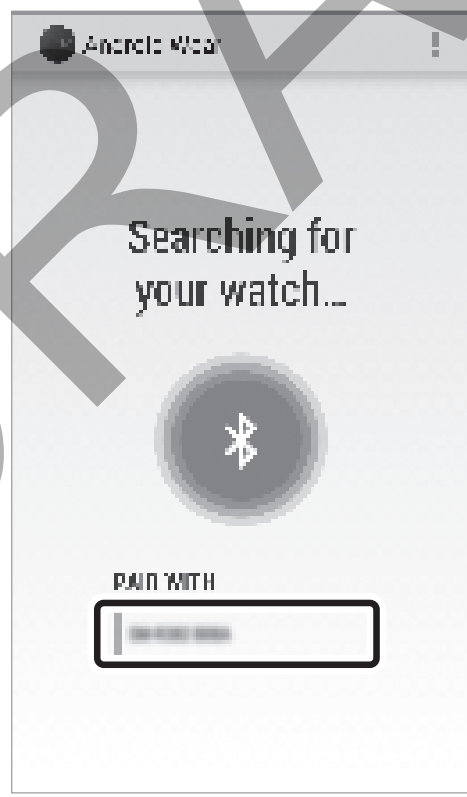

DRAFT

6. When the **Bluetooth pairing request** window appears on your mobile device, tap **OK**.

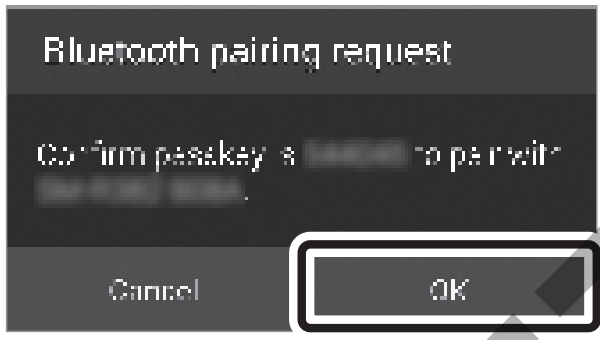

7. When the connection window appears, tap ✓ on your Gear Live.

DRAFT

- When the devices are connected, the Android Wear app launches on the mobile device. Then, on the Gear Live, scroll through the screen to view the on-screen information about Google Now cards. The Home screen appears on the Gear Live.

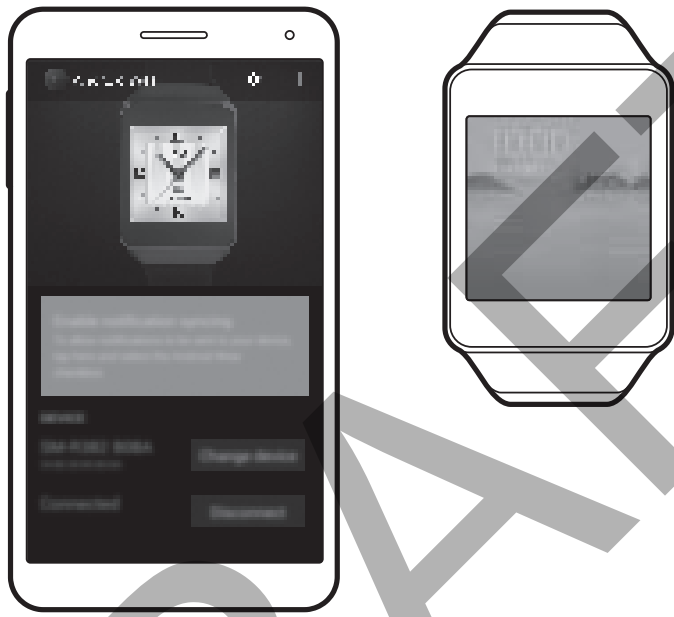

NOTE: If you want to connect the Gear Live to a newly purchased mobile device or to another mobile device for the first time, reset the Gear Live. Resetting the Gear Live will remove the data from the memory. After the reset, you can connect the Gear Live to a different mobile device.

DRAFT

Viewing the Home screen

Once you pair the Gear Live with the mobile device, the Home screen displays. Scroll left or right to view more applications.

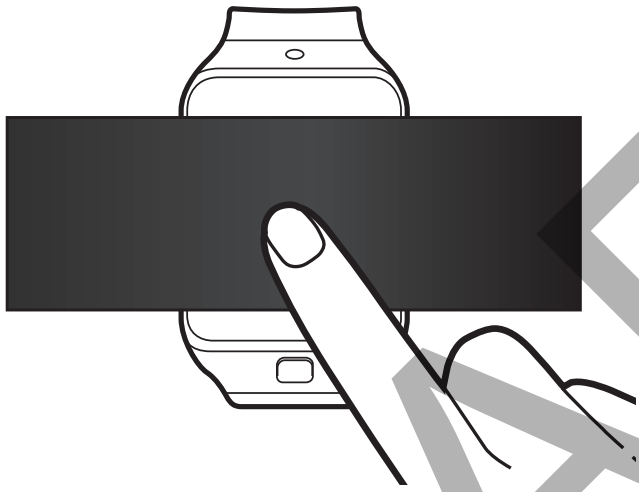

Returning to the previous page

Flick your finger down from the top of the screen while using apps to return to the previous page.

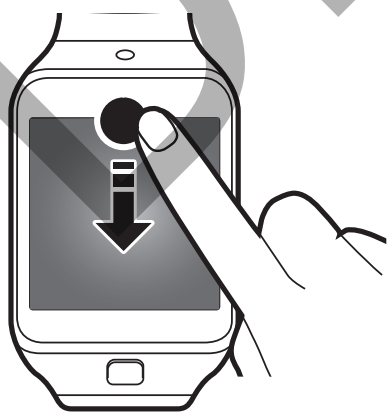

DRAFT

Applications

WatchON Remote
Use the Gear Live as a remote control for a TV or set-top box.

S Voice
Command the device by voice to perform various features.

Music Player
Listen to music saved on the Gear Live.

Voice Memo
Record voice memos.

Pedometer
Set a goal and measure your daily step counts.

Exercise
Set a goal and an exercise plan.

DRAFT

Heart rate

Measure and record your heart rate.

Sleep

Monitor your sleep patterns and record how much sleep you get.

Notifications

Stay up-to-date with a variety of events such as missed calls or new messages, of the mobile device.

Logs

View recent calls and message logs.

Dialer

Enter a phone number using the keypad to make a call.

Contacts

View the contacts list saved in the connected mobile device and make calls or send messages to contacts.

DRAFT

Apps

Launch applications installed on the Gear Live.

Settings

Configure the Gear Live by setting items.

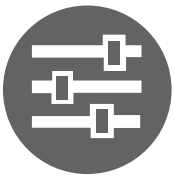

Controls

View the connection status and remaining battery life. Adjust the volume and display brightness.

NOTE: Available applications and the arrangement of applications may vary depending on the software version.

DRAFT

Important

- Pedometer, Sleep, Exercise, and Heart rate are intended for leisure, well-being and fitness purposes only and are not intended for medical use.
- The heart rate figures may not be accurate depending on measurement conditions and surroundings. Take heart rate measurements when you are seated and relaxed.
- Water-resistant and dustproof based on the IP67 Rating, which tests submersion up to 1 meter for up to 30 minutes. Not shockproof. Cases must be tightly closed.
- The accuracy of the heart rate sensor may be diminished depending on skin condition, or measurement conditions and surroundings.
- Do not look directly at the heart rate sensor's lights. Doing so may impair your vision.
- If your device becomes hot to the touch, please remove it until it cools. Exposing skin to a hot surface of the device for a long time may cause skin burn.

DRAFT

Health and Safety Information

For Health & Safety and Warranty information in Spanish, please see www.samsung.com. Para obtener información en español sobre Salud, Seguridad y Garantía, consulte www.samsung.com.

This section outlines the safety precautions associated with using your Gear. The terms "GALAXY" or "mobile device" are used in this section to refer to your Gear. **Read this information before using your mobile device.**

FCC Part 15 Information to User

Pursuant to part 15.21 of the FCC Rules, you are cautioned that changes or modifications not expressly approved by Samsung could void your authority to operate the device.

Internal Use Only
DRAFT

This device complies with part 15 of the FCC Rules. Operation is subject to the following two conditions: (1) This device may not cause harmful interference, and (2) this device must accept any interference received, including interference that may cause undesired operation.

Smart Practices While Driving

On the Road

The primary responsibility of every driver is the safe operation of his or her vehicle.

Responsible drivers understand that no secondary task should be performed while driving whether it be eating, drinking, talking to passengers, or using a mobile device - unless the driver has assessed the driving conditions and is confident that the secondary task will not interfere with their primary responsibility. **Do not engage in any activity while driving a moving vehicle which**

DRAFT
Internal Use Only
DRAFT

may cause you to take your eyes off the road or become so absorbed in the activity that your ability to concentrate on the act of driving becomes impaired. Samsung is committed to promoting responsible driving and giving drivers the tools they need to understand and address distractions.

Check the laws and regulations on the use of mobile devices and their accessories in the areas where you drive. Always obey them. The use of these devices may be prohibited or restricted in certain areas. For example, only hands-free use may be permitted in certain areas.

Before using your device to chat with friends, consider your circumstances. Let the chat wait when driving conditions require. Remember, driving comes first, nothing else!

If you consider a chat necessary and appropriate, follow these tips:

- Use a hands-free device;

DRAFT
Internal Use Only

- Secure your mobile device within easy reach;
- Chat when you are not moving;
- Plan chats when your car will be stationary;
- Do not engage in stressful or emotional conversations;
- Let the person with whom you are speaking know that you are driving and will suspend the chat if necessary;
- Do not take notes or look up information while driving;

Notice regarding legal restrictions on mounting this device in an automobile:

Laws in some states may prohibit mounting this device on or near the windshield of an automobile. In other states, the law may permit mounting this device only in specific locations in the automobile. Be sure to consult the state and local laws or ordinances where you drive before mounting

DRAFT
Internal Use Only

this device in an automobile. Failure to comply with these restrictions could result in fines, penalties, or other damages.

Never mount this device in a manner that will obstruct the driver's clear view of the street and traffic.

Never use wireless data services such as Web browsing or e-mail while operating a vehicle.

Never watch videos, such as a movie or clip, or play video games while operating a vehicle.

For more information, go to http://www.ctia.org.

DRAFT
Internal Use Only

Battery Use and Safety

The battery in GALAXY is not intended to be replaced by the consumer. If you believe the battery is damaged or needs to be replaced, take the GALAXY to a service center for inspection and replacement.

DRAFT

Important! Handle and store batteries properly to avoid injury or damage. Most battery issues arise from improper handling of batteries and, particularly, from the continued use of damaged batteries.

- **Do not disassemble, crush, puncture, shred, or otherwise attempt to change the form of your battery**. Do not put a high degree of pressure on the battery. This can cause leakage or an internal shortcircuit, resulting in overheating.

DRAFT
Internal Use Only
DRAFT

- **Do not let the GALAXY come in contact with liquids**. Liquids can get into the GALAXY's circuits, leading to corrosion. Even when the GALAXY appears to be dry and appears to operate normally, the circuitry could slowly corrode and pose a safety hazard. If the GALAXY and/or battery get wet, have them checked by your service provider or contact Samsung, even if they appear to be working properly.
- **Do not place your battery in or near a heat source**. Excessive heating can damage the GALAXY or the battery and could cause the GALAXY or the battery to explode. Do not dry a wet or damp battery with an appliance or heat source such as a microwave oven, hair dryer, iron, or radiator. Avoid leaving your GALAXY in your car in high temperatures.

DRAFT
Internal Use Only

- **Do not dispose of the GALAXY or the battery in a fire**. The GALAXY or the battery may explode when overheated.
- **Do not handle a damaged or leaking battery**. Do not let leaking battery fluid come in contact with your eyes, skin or clothing. For safe disposal options, contact your nearest Samsung authorized service center.
- **Avoid dropping the GALAXY**. Dropping the GALAXY, especially on a hard surface, can potentially cause damage to the GALAXY. Do not carry device in your back pocket, which could damage the device if you fall. If you suspect damage to the GALAXY or battery, take it to a service center for inspection.
- **Never use any charger, outlet, or battery that is damaged in any way**.

DRAFT
Internal Use Only

- **Do not allow the battery to touch metal objects**. Accidental short circuiting can occur when a metallic object (coin, key, jewelry, clip, or pen) causes a direct connection between the + and - terminals of the battery (metal strips on the battery), for example when you carry a spare battery in a pocket or bag. Short circuiting the terminals may damage the battery or the object causing the short circuiting.

Important! Use only Samsung-approved batteries, and recharge your battery only with Samsung-approved chargers which are specifically designed for your GALAXY.

DRAFT
Limited
Internal Use Only

WARNING!

Use of a non-Samsung-approved battery or charger may present a risk of fire, explosion, leakage, or other hazard. Samsung's warranty does not cover damage to the GALAXY caused by non-Samsung-approved batteries and/or chargers.

- **Do not use incompatible batteries and chargers**. Some websites and second hand dealers not associated with reputable manufacturers and carriers, might be selling incompatible or even counterfeit batteries and chargers. Consumers should purchase manufacturer or carrier recommended products and accessories. If unsure about whether a replacement battery or charger is compatible, contact the manufacturer of the battery or charger.

DRAFT
Internal Use Only

- **Misuse or use of incompatible batteries and charging devices could result in damage to the equipment and a possible risk of fire, explosion, or leakage, leading to serious injuries, damages to your phone, or other serious hazard**.

Samsung Mobile Products and Recycling

Samsung cares for the environment and encourages its customers to recycle Samsung mobile devices and genuine Samsung accessories.

Proper disposal of your mobile device and its battery is not only important for safety, it benefits the environment. Batteries must be recycled or disposed of properly.

DRAFT
Internal Use Only
DRAFT

For more information about recycling your GALAXY, go to: http://mobile.samsungusa.com/recycling/index.jsp or call 1-800-822-8837 for more information.

To find the nearest recycling location, go to: www.samsung.com/recyclingdirect or call 1-877-278-0799.

Warning! Never dispose of batteries in a fire because they may explode.

UL Certified Travel Charger

The Travel Charger for this mobile device has met applicable UL safety requirements. Please adhere to the following safety instructions per UL guidelines:

DRAFT
Internal Use Only
DRAFT

FAILURE TO FOLLOW THE INSTRUCTIONS OUTLINED MAY LEAD TO SERIOUS PERSONAL INJURY AND POSSIBLE PROPERTY DAMAGE.

IMPORTANT SAFETY INSTRUCTIONS - SAVE THESE INSTRUCTIONS.

DANGER - TO REDUCE THE RISK OF FIRE OR ELECTRIC SHOCK, CAREFULLY FOLLOW THESE INSTRUCTIONS.

FOR CONNECTION TO A SUPPLY NOT IN NORTH AMERICA, USE AN ATTACHMENT PLUG ADAPTOR OF THE PROPER CONFIGURATION FOR THE POWER OUTLET.

THIS POWER UNIT IS INTENDED TO BE CORRECTLY ORIENTED IN A VERTICAL OR HORIZONTAL OR FLOOR MOUNT POSITION.

DRAFT
Digital
Internal Use Only

Display / Touch-Screen

Please note the following information when using your mobile device:

WARNING REGARDING DISPLAY

The display on your mobile device is made of glass or acrylic and could break if your mobile device is dropped or if it receives significant impact. Do not use if screen is broken or cracked as this could cause injury to you.

WARRANTY DISCLAIMER: PROPER USE OF A TOUCH-SCREEN MOBILE DEVICE

If your mobile device has a touch-screen display, please note that a touch-screen responds best to a light touch from the pad of your finger or a non-metallic stylus. Using excessive force or a metallic object

Internal Use Only

DRAFT

when pressing on the touch-screen may damage the tempered glass surface and void the warranty. For more information, please refer to the “Standard Limited Warranty”.

GPS

Galaxy does not use a Global Positioning System (GPS) signal for location-based applications. However, your paired device may do so. Please consult the Health and Safety and Warranty Guide for your paired device for more information.

Navigation

Maps, directions, and other navigation-data, including data relating to your current location, may contain inaccurate or incomplete data, and circumstances can and do change over time. In some areas, complete information may not be available. **Therefore, you should always visually confirm that the navigational instructions are**

DRAFT
Internal Use Only

consistent with what you see before following them. All users should pay attention to road conditions, closures, traffic, and all other factors that may impact safe driving or walking. Always obey posted road signs.

Emergency Communication

GALAXY should not be relied upon for essential communications (medical emergencies, calls to 911, or communications to emergency services). GALAXY is not designed or intended to be used for such communications. GALAXY can only initiate calls, including 911 calls, when it is within range of your paired device. Please consult the Health and Safety and Warranty Guide for your paired device for more information regarding emergency calls.

DRAFT
Internal Use Only

Care and Maintenance

Your mobile device is a product of superior design and craftsmanship and should be treated with care. The suggestions below will help you fulfill any warranty obligations and allow you to enjoy this product for many years:

Keep your Samsung Mobile Device away from:

Liquids of any kind

Keep the mobile device dry. Precipitation, humidity, and liquids contain minerals that will corrode electronic circuits.

If the mobile device does get wet, do not accelerate drying with the use of an oven, microwave, or dryer, because this may damage the mobile device and could cause a fire or explosion. Do not use the mobile device with a wet hand. Doing so may cause an electric shock to you or damage to the mobile device. Do not wear the device when the straps are

DRAFT
Internal Use Only
DRAFT

wet. Wet straps can cause skin irritations. Dry the straps first. If you experience skin irritation when wearing the device, stop wearing the device and consult a physician.

Extreme heat or cold

Avoid temperatures below 0°C / 32°F or above 45°C / 113°F.

Microwaves

Do not try to dry your mobile device in a microwave oven. Doing so may cause a fire or explosion.

Dust and Dirt

Do not expose your mobile device to dust, dirt, or sand.

Cleaning solutions

Do not use harsh chemicals, cleaning solvents, or strong detergents to clean the mobile device. Wipe it with a soft cloth slightly dampened in a mild soap-and-water solution.

DRAFT
Internal Use Only
DRAFT

Shock or vibration

Do not drop, knock, or shake the mobile device. Rough handling can break internal circuit boards. Do not bite or suck on the device or otherwise insert the device into the eyes, ears, or mouth.

Paint

Do not paint the mobile device. Paint can clog the device's moving parts or ventilation openings and prevent proper operation.

Responsible Listening

Caution! Avoid potential hearing loss.

Damage to hearing occurs when a person is exposed to loud sounds over time. The risk of hearing loss increases as sound is played louder and for longer durations.

DRAFT
Internal Use Only
DRAFT

Prolonged exposure to loud sounds (including music) is the most common cause of preventable hearing loss. Some scientific research suggests that using portable audio devices, such as portable music players and cell phones, at high volume settings for long durations may lead to permanent noise-induced hearing loss. This includes the use of headphones (including headsets, earbuds, and Bluetooth® or other wireless devices).

Exposure to very loud sound has also been associated in some studies with tinnitus (a ringing in the ear), hypersensitivity to sound, and distorted hearing. Individual susceptibility to noise-induced hearing loss and potential hearing problem varies. Additionally, the amount of sound produced by a portable audio device varies depending on the nature of the sound, the device settings, and the headphones that are used. As a result, there is no single volume setting

DRAFT
Internal Use Only

that is appropriate for everyone or for every combination of sound, settings, and equipment.

You should follow some common sense recommendations when using any portable audio device:

- Always turn the volume down before plugging the earphones into an audio source.
- Set the volume in a quiet environment and select the lowest volume at which you can hear adequately.
- Be aware that you can adapt to higher volume settings over time, not realizing that the higher volume may be harmful to your hearing.
- When using headphones, turn the volume down if you cannot hear the people speaking near you or if the person sitting next to you can hear what you are listening to.

DRAFT
Internal Use Only
DRAFT

- Do not turn the volume up to block out noisy surroundings. If you choose to listen to your portable device in a noisy environment, use noise-cancelling headphones to block out background environmental noise. By blocking background environment noise, noise cancelling headphones should allow you to hear the music at lower volumes than when using earbuds.
- Limit the amount of time you listen. As the volume increases, less time is required before you hearing could be affected.
- Avoid using headphones after exposure to extremely loud noises, such as rock concerts, that might cause temporary hearing loss. Temporary hearing loss might cause unsafe volumes to sound normal.

DRAFT
Internal Use Only
DRAFT

- Do not listen at any volume that causes you discomfort. If you experience ringing in your ears, hear muffled speech, or experience any temporary hearing difficulty after listening to your portable audio device, discontinue use and consult your doctor.

You can obtain additional information on this subject from the following sources:

American Academy of Audiology
11730 Plaza American Drive, Suite 300
Reston, VA 20190
Voice: (800) 222-2336
Email: info@audiology.org
Internet:
http://www.audiology.org/Pages/default.aspx

DRAFT
Internal Use Only
DRAFT

National Institute on Deafness and Other Communication Disorders

National Institutes of Health
31 Center Drive, MSC 2320
Bethesda, MD 20892-2320

Email: nidcdinfo@nih.gov

Internet:
http://www.nidcd.nih.gov/

National Institute for Occupational Safety and Health (NIOSH)

395 E Street, S.W., Suite 9200
Patriots Plaza Building
Washington, DC 20201

Voice: 1-800-35-NIOSH
(1-800-356-4674)
1-800-CDC-INFO (1-800-232-4636)
Outside the U.S. 513-533-8328

DRAFT
Internal Use Only

Health and Safety Information

DRAFT

Email: cdcinfo@cdc.gov

Internet:
http://www.cdc.gov/niosh/topics/noise/default.html

1-888-232-6348 TTY

Operating Environment

Remember to follow any special regulations in force in any area, and always switch your mobile device off whenever it is forbidden to use it, or when it may cause interference or danger. When connecting the mobile device or any accessory to another device, read its user's guide for detailed safety instructions. Do not connect incompatible products.

Using Your Mobile Device Near Other Electronic Devices

Most modern electronic equipment is shielded from Radio Frequency (RF) signals. However, certain electronic equipment may

DRAFT
Internal Use Only

not be shielded against the RF signals from your wireless mobile device. Consult the manufacturer to discuss alternatives.

Implantable Medical Devices

A minimum separation of six (6) inches should be maintained between a handheld wireless mobile device and an implantable medical device, such as a pacemaker or implantable cardioverter defibrillator, to avoid potential interference with the device.

Persons who have such devices:

- Should ALWAYS keep the mobile device more than six (6) inches from their implantable medical device when the mobile device is turned ON;
- Should not carry the mobile device in a breast pocket;
- Should use the ear opposite the implantable medical device to minimize the potential for interference;

Internal Use Only

DRAFT

- Should turn the mobile device OFF immediately if there is any reason to suspect that interference is taking place;
- Should read and follow the directions from the manufacturer of your implantable medical device. If you have any questions about using your wireless mobile device with an implantable medical device, consult your health care provider.

For more information see: http://www.fcc.gov/oet/rfsafety/rf-faqs.html#.

Other Medical Devices

If you use any other personal medical devices, consult the manufacturer of your device to determine if it is adequately shielded from external RF energy. Your physician may be able to assist you in obtaining this information. Switch your mobile device off in health care facilities when any regulations posted in these areas

DRAFT
Internal Use Only
DRAFT

instruct you to do so. Hospitals or health care facilities may be using equipment that could be sensitive to external RF energy.

Vehicles

RF signals may affect improperly installed or inadequately shielded electronic systems in motor vehicles. Check with the manufacturer or its representative regarding your vehicle before using your mobile device in a motor vehicle. You should also consult the manufacturer of any equipment that has been added to your vehicle.

Posted Facilities

Switch your mobile device off in any facility where posted notices require you to do so.

Potentially Explosive Environments

Switch your mobile device off when in any area with a potentially explosive atmosphere and obey all signs and instructions. Sparks in such areas could cause an explosion or fire resulting in bodily injury or even death.

DRAFT
Internal Use Only
DRAFT

Users are advised to switch the mobile device off while at a refueling point (service station).

Users are reminded of the need to observe restrictions on the use of radio equipment in fuel depots (fuel storage and distribution areas), chemical plants, or where blasting operations are in progress. Areas with a potentially explosive atmosphere are often, but not always, clearly marked. They include below deck on boats, chemical transfer or storage facilities, vehicles using liquefied petroleum gas (such as propane or butane), areas where the air contains chemicals or particles, such as grain, dust, or metal powders, and any other area where you would normally be advised to turn off your vehicle engine.

Internal Use Only

When your Device is Wet

Do not turn on your device if it is wet. If your device is already on, turn it off and remove the battery immediately, if applicable (if the

DRAFT

device will not turn off or you cannot remove the battery, leave it as is). Then, dry the device with a towel and take it to a service center. Vehicles using liquefied petroleum gas (such as propane or butane) must comply with the National Fire Protection Standard (NFPA-58). For a copy of this standard, contact the National Fire Protection Association.

Restricting Children's Access to Your Mobile Device

DRAFT
Internal Use Only

Your mobile device is not a toy. Do not allow children to play with it because they could hurt themselves and others, damage the mobile device, or use services that increase your mobile device bill.

Keep the mobile device and all its parts and accessories out of the reach of small children.

DRAFT

FCC Notice and Cautions

FCC Notice

The mobile device may cause TV or radio interference if used in close proximity to receiving equipment. The FCC can require you to stop using the mobile device if such interference cannot be eliminated.

Cautions

Any changes or modifications to your mobile device not expressly approved by Samsung could void your warranty for this equipment and void your authority to operate this equipment. Only use approved batteries, antennas, and chargers.

The use of any unauthorized accessories may be dangerous and void the mobile device warranty if said accessories cause damage or a defect to the mobile device. Although your mobile device is quite sturdy,

DRAFT
Internal Use Only

it is a complex piece of equipment and can be broken. Avoid dropping, hitting, bending, or sitting on it.

Other Important Safety Information

- Only qualified personnel should service the mobile device. Faulty service may be dangerous and may invalidate any warranty applicable to the device.
- Ensure that any mobile devices or related equipment used in your vehicle are securely mounted.
- Check regularly that all wireless mobile device equipment in your vehicle is mounted and operating properly.

DRAFT
Internal Use Only
DRAFT

- When using a headset in dry environments, static electricity can build up in the headset and cause a small quick static electrical shock. To minimize the risk of electrostatic discharge from the headset avoid using the headset in extremely dry environments or touch a grounded unpainted metal object to discharge static electricity before inserting the headset.
- Do not store or carry flammable liquids, gases, or explosive materials in the same compartment as the mobile device, its parts, or accessories.
- For vehicles equipped with an air bag, remember that an air bag inflates with great force. Do not place objects, including installed or portable wireless equipment near or in the area over the air bag or in the air bag deployment area. If wireless equipment is improperly installed and the air bag inflates, serious injury could result.

DRAFT
Internal Use only
DRAFT

- Switch your mobile device off before boarding an aircraft. The use of wireless mobile devices in aircraft is illegal and may be dangerous to the aircraft's operation. Check with appropriate authorities before using any function of a mobile device while on an aircraft.
- Failure to observe these instructions may lead to the suspension or denial of network services to the offender, or legal action, or both.
- While using your device, leave some lights on in the room and do not hold the screen too close to your eyes.
- Seizures or blackouts can occur when you are exposed to flashing lights while watching videos or playing games for extended periods. If you feel any discomfort, stop using the device immediately.

DRAFT
Internal Use Only
DRAFT

- Reduce risk of repetitive motion injuries. When you repetitively perform actions, such as pressing keys, drawing characters on a touch screen with your fingers, or playing games, you may experience occasional discomfort in your hands, neck, shoulders, or other parts of your body. When using your device for extended periods, hold the device with a relaxed grip, press the keys lightly, and take frequent breaks. If you continue to have discomfort during or after such use, stop use and see a physician.
- If your device has a camera flash or light, do not use the flash or light close to the eyes of people or pets. [122011]

DRAFT
Internal Use Only
DRAFT

FCC Notice and Cautions

FCC Notice

This device complies with Part 15 of the FCC Rules. Operation is subject to the following two conditions:

(1) this device may not cause harmful interference, and
(2) this device must accept any interference received, including interference that may cause undesired operation.

This equipment has been tested and found to comply with the limits for a Class B digital device, pursuant to part 15 of the FCC Rules. These limits are designed to provide reasonable protection against harmful interference in a residential installation. This equipment generates, uses and can radiate radio frequency energy and, if not installed and used in accordance with the instructions, may cause harmful interference to radio communications. However, there is no guarantee that interference will not occur in a particular installation. If this equipment does cause harmful interference to radio or television reception, which can be determined by turning the equipment off and on, the user is encouraged to try to correct the interference by one or more of the following measures:

- Reorient or relocate the receiving antenna.
-Increase the separation between the equipment and receiver.
- Connect the equipment into an outlet on a circuit from that to which the receiver is connected.
- Consult the dealer or an experienced radio/TV technician for help.

Specific Absorption Rate (SAR) Certification Information

Your wireless device is a radio transmitter and receiver. It is designed and manufactured not to exceed the exposure limits for Radio Frequency (RF) energy set by the Federal Communications Commission (FCC) of the U.S. Government.

These FCC RF exposure limits are derived from the recommendations of two expert organizations: the National Council on Radiation Protection and Measurement (NCRP) and the Institute of Electrical and Electronics Engineers (IEEE). In both cases, the recommendations were developed by scientific and engineering experts drawn from industry, government, and academia after extensive reviews of the scientific literature related to the biological effects of RF energy.

The RF exposure limit set by the FCC for wireless mobile devices employ a unit of measurement known as the Specific Absorption Rate (SAR). The SAR is a measure of the rate of absorption of RF energy by the human body expressed in units of watts per kilogram (W/kg). The FCC requires wireless phones to comply with a safety limit of 1.6 watts per kilogram (1.6 W/kg).

The FCC SAR limit incorporates a substantial margin of safety to give additional protection to the public and to account for any variations in measurements.

SAR tests are conducted using standard operating positions accepted by the FCC with the device transmitting at its highest certified power level in all tested frequency bands. Although the SAR is determined at the highest certified power level, the actual SAR level of the device while operating can be well below the maximum reported value. This is because the device is designed to operate at multiple power levels so as to use only the power required to reach the network. In general, the closer you are to a wireless base station antenna, the lower the power output of the device. Before a new model is available for sale to the public, it must be tested and certified to the FCC that it does not exceed the SAR limit established by the FCC. Tests for each model phone are performed in positions and locations as required by the FCC.

Do not use this device in a manner not consistent with its inteded use, as described in this manual.

DRAFT
DRAFT
Internal Use Only