**BandEdge Emission at 8PSK Hopping Mode**

[8PSK Hopping Mode] Low Channel BandEdge

[8PSK Hopping Mode] High Channel BandEdge

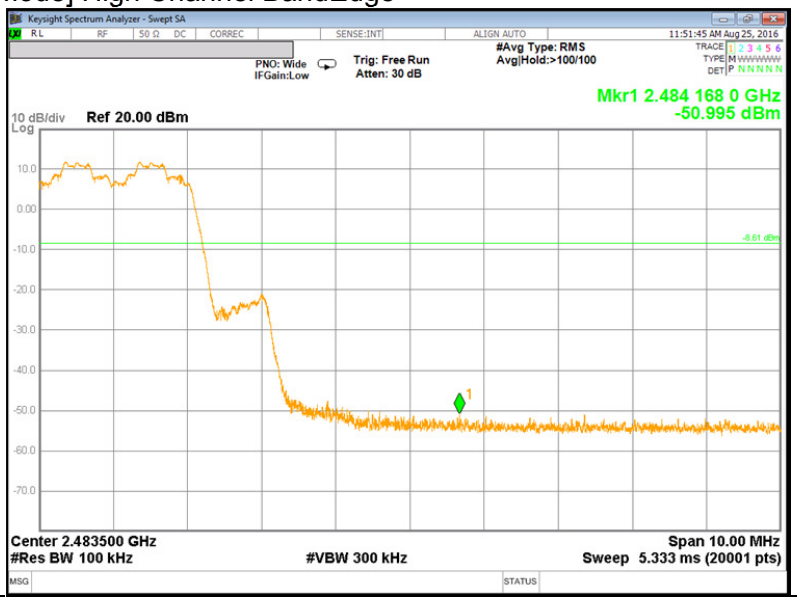



UL Korea, Ltd. Suwon Laboratory FORM ID: FCC_15C
218 Maeyeong-ro, Yeongtong-gu, Suwon-si, Gyeonggi-do, 16675, Korea TEL: (031) 337-9902 FAX: (031) 213-5433
UL Korea, Ltd. Confidential
*This report shall not be reproduced except in full, without the written approval of* UL Korea, Ltd.

# 9. RADIATED TEST RESULTS

## 9.1. LIMITS AND PROCEDURE

**LIMITS**

FCC §15.205 and §15.209

| Limits for radiated disturbance of an intentional radiator | | |
|---|---|---|
| Frequency range (MHz) | Limits (μV/m) | Measurement Distance (m) |
| 0.009 – 0.490 | 2400 / F (kHz) | 300 |
| 0.490 – 1.705 | 24000 / F (kHz) | 30 |
| 1.705 – 30.0 | 30 | 30 |
| 30 – 88 | 100** | 3 |
| 88 - 216 | 150** | 3 |
| 216 – 960 | 200** | 3 |
| Above 960 | 500 | 3 |

** Except as provided in paragraph (g), fundamental emissions from intentional radiators operating under this section shall not be located in the frequency bands 54-72 MHz, 76-88 MHz, 174-216 MHz or 470-806 MHz. However, operation within these frequency bands is permitted under other sections of this part, e.g. §§ 15.231 and 15.241.


UL Korea, Ltd. Confidential
*This report shall not be reproduced except in full, without the written approval of* UL Korea, Ltd.

**TEST PROCEDURE**

The EUT is placed on a non-conducting table 80 cm above the ground plane for below 1GHz and 150 cm for above 1GHz. The EUT is configured in accordance with ANSI C63.10. The EUT is set to transmit in a continuous mode.

For measurements below 1 GHz the resolution bandwidth is set to 100 kHz for peak detection measurements or 120 kHz for quasi-peak detection measurements. Peak detection is used unless otherwise noted as quasi-peak.

For measurements above 1 GHz the resolution bandwidth is set to 1 MHz; the video bandwidth is set to 3 MHz for peak measurements.(Pre-scans to detect harmonic and spurious emissions, the resolution bandwidth is set to 1 MHz; the video bandwidth is set to 30 KHz for peak measurements.)

For band edge measurements above 1 GHz the resolution bandwidth is set to 1 MHz, then the video bandwidth is set to 3 MHz for peak measurements and 1/T (on time) for average measurement.

GFSK = 1/T = 1 / 0.0029S = 350Hz.

The spectrum from 1GHzHz to 26 GHz is investigated with the transmitter set to the lowest, middle, and highest channels in the 2.4 GHz band.

The frequency range of interest is monitored at a fixed antenna height and EUT azimuth. The EUT is rotated through 360 degrees to maximize emissions received. The antenna is scanned from 1 to 4 meters above the ground plane to further maximize the emission. Measurements are made with the antenna polarized in both the vertical and the horizontal positions.

Note : Emission was pre-scanned from 9KHz to 30MHz; No emissions were detected which was at least 20dB below the specification limit (consider distance correction factor).
Per FCC part 15.31(o), test results were not reported.

Formula for converting the filed strength from uV/m to dBuV/m is:
Limit (dBuV/m) = 20 log limit (uV/m)


UL Korea, Ltd. Confidential
*This report shall not be reproduced except in full, without the written approval of* UL Korea, Ltd.

# 9.2. TRANSMITTER ABOVE 1 GHz

## 9.2.1. BASIC DATA RATE GFSK MODULATION

### RESTRICTED BANDEDGE (LOW CHANNEL)

#### HORIZONTAL PEAK AND AVERAGE PLOT

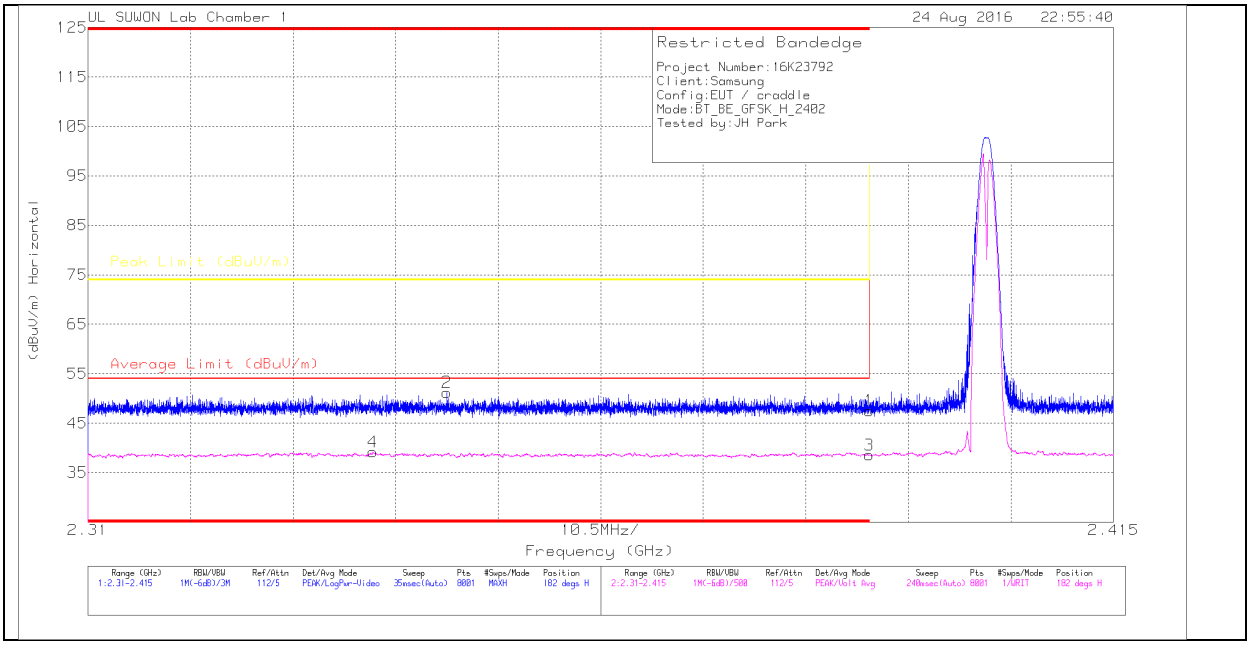


#### HORIZONTAL DATA

Trace Markers

| Marker | Frequency (GHz) | Meter Reading (dBuV) | Det | 3117(00168717)_150619 | Path_2 | Corrected Reading (dBuV/m) | Average Limit (dBuV/m) | Margin (dB) | Peak Limit (dBuV/m) | PK Margin (dB) | Azimuth (Degs) | Height (cm) | Polarity |
|---|---|---|---|---|---|---|---|---|---|---|---|---|---|
| 1 | * 2.39 | 44.74 | Pk | 31.8 | -29 | 47.54 | - | - | 74 | -26.46 | 182 | 100 | H |
| 2 | * 2.347 | 48.55 | Pk | 31.7 | -29 | 51.25 | - | - | 74 | -22.75 | 182 | 100 | H |
| 3 | * 2.39 | 35.79 | VA1T | 31.8 | -29 | 38.59 | 54 | -15.41 | - | - | 182 | 100 | H |
| 4 | * 2.339 | 36.51 | VA1T | 31.7 | -29 | 39.21 | 54 | -14.79 | - | - | 182 | 100 | H |

* - indicates frequency in CFR15.205/IC7.2.2 Restricted Band

Pk - Peak detector

VA1T - FHSS: Linear Voltage Average VB=1/Ton where: Ton is transmit duration


UL Korea, Ltd. Suwon Laboratory FORM ID: FCC_15C
218 Maeyeong-ro, Yeongtong-gu, Suwon-si, Gyeonggi-do, 16675, Korea TEL: (031) 337-9902 FAX: (031) 213-5433
UL Korea, Ltd. Confidential
*This report shall not be reproduced except in full, without the written approval of* UL Korea, Ltd.

## VERTICAL PEAK AND AVERAGE PLOT

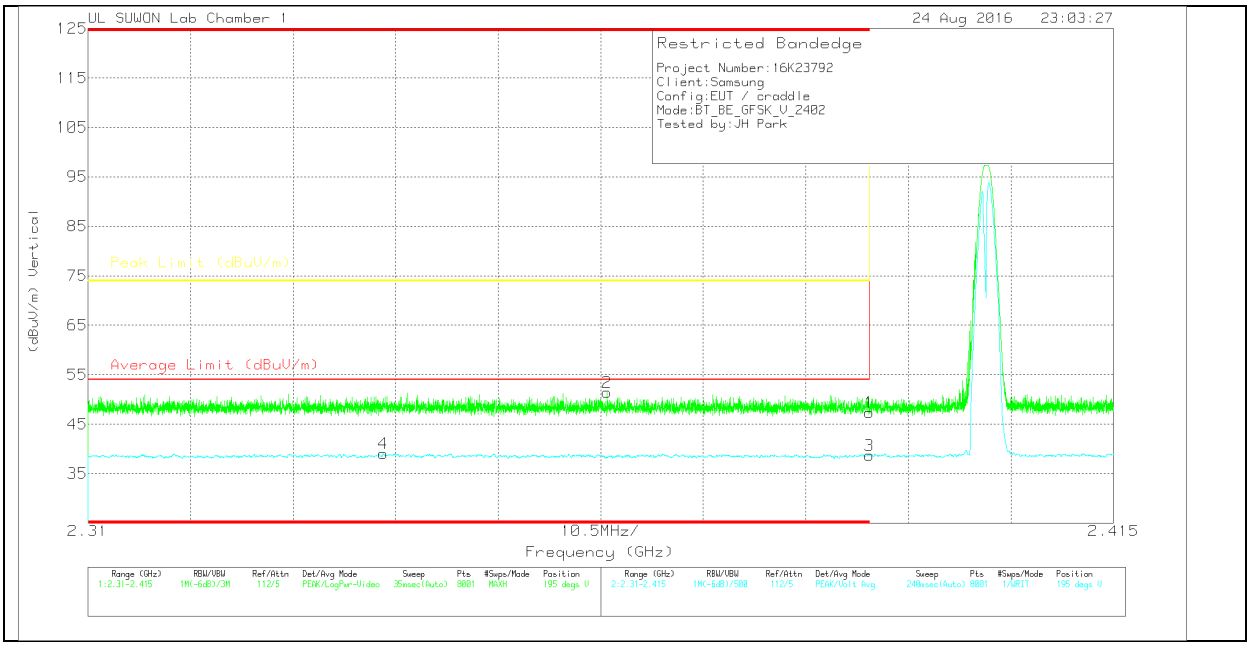


## VERTICAL DATA

Trace Markers

| Marker | Frequency (GHz) | Meter Reading (dBuV) | Det | 3117(00168717)_150619 | Path_2 | Corrected Reading (dBuV/m) | Average Limit (dBuV/m) | Margin (dB) | Peak Limit (dBuV/m) | PK Margin (dB) | Azimuth (Degs) | Height (cm) | Polarity |
|---|---|---|---|---|---|---|---|---|---|---|---|---|---|
| 1 | * 2.39 | 44.57 | Pk | 31.8 | -29 | 47.37 | - | - | 74 | -26.63 | 195 | 361 | V |
| 2 | * 2.363 | 48.66 | Pk | 31.8 | -29 | 51.46 | - | - | 74 | -22.54 | 195 | 361 | V |
| 3 | * 2.39 | 35.92 | VA1T | 31.8 | -29 | 38.72 | 54 | -15.28 | - | - | 195 | 361 | V |
| 4 | * 2.34 | 36.34 | VA1T | 31.7 | -29 | 39.04 | 54 | -14.96 | - | - | 195 | 361 | V |

* - indicates frequency in CFR15.205/IC7.2.2 Restricted Band

Pk - Peak detector

VA1T - FHSS: Linear Voltage Average VB=1/Ton where: Ton is transmit duration


UL Korea, Ltd. Suwon Laboratory FORM ID: FCC_15C
218 Maeyeong-ro, Yeongtong-gu, Suwon-si, Gyeonggi-do, 16675, Korea TEL: (031) 337-9902 FAX: (031) 213-5433
UL Korea, Ltd. Confidential
*This report shall not be reproduced except in full, without the written approval of* UL Korea, Ltd.

# AUTHORIZED BANDEDGE (HIGH CHANNEL)

## HORIZONTAL PEAK AND AVERAGE PLOT

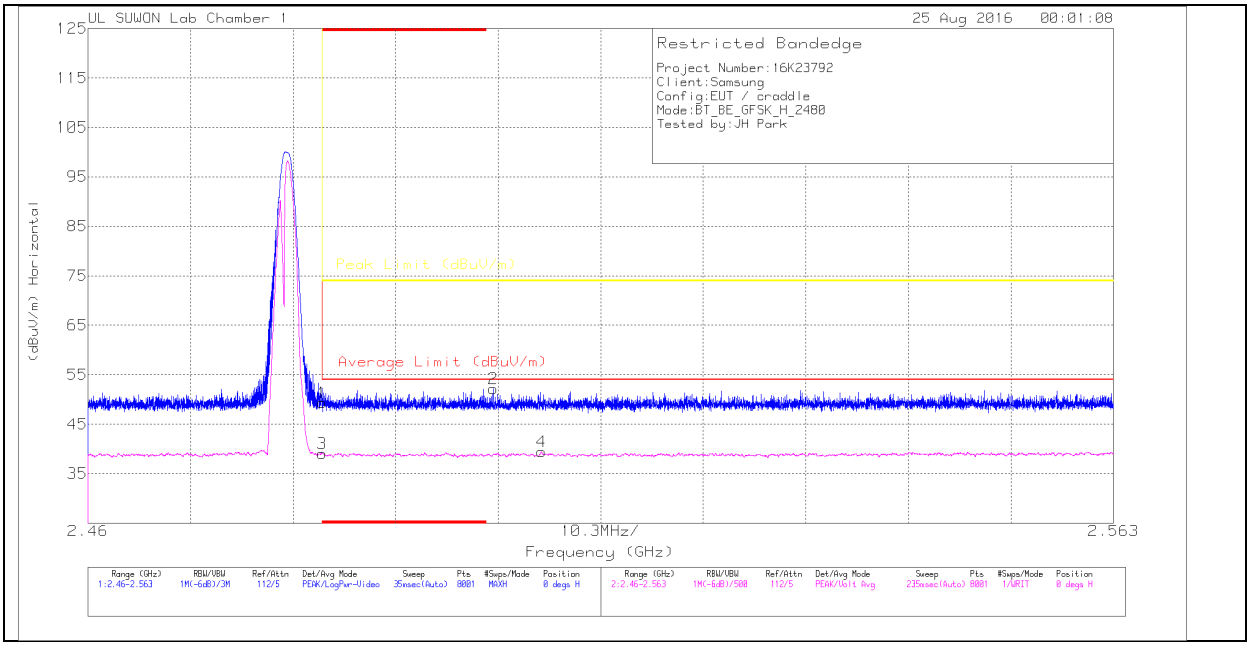


## HORIZONTAL DATA

Trace Markers

| Marker | Frequency (GHz) | Meter Reading (dBuV) | Det | 3117(00168717)_150619 | Path_2 | Corrected Reading (dBuV/m) | Average Limit (dBuV/m) | Margin (dB) | Peak Limit (dBuV/m) | PK Margin (dB) | Azimuth (Degs) | Height (cm) | Polarity |
|---|---|---|---|---|---|---|---|---|---|---|---|---|---|
| 1 | * 2.484 | 46.2 | Pk | 32 | -28.9 | 49.3 | - | - | 74 | -24.7 | 0 | 190 | H |
| 2 | 2.501 | 49.08 | Pk | 32 | -28.9 | 52.18 | - | - | 74 | -21.82 | 0 | 190 | H |
| 3 | * 2.484 | 35.96 | VA1T | 32 | -28.9 | 39.06 | 54 | -14.94 | - | - | 0 | 190 | H |
| 4 | 2.506 | 36.29 | VA1T | 32 | -28.9 | 39.39 | 54 | -14.61 | - | - | 0 | 190 | H |

* - indicates frequency in CFR15.205/IC7.2.2 Restricted Band

Pk - Peak detector

VA1T - FHSS: Linear Voltage Average VB=1/Ton where: Ton is transmit duration


UL Korea, Ltd. Confidential
*This report shall not be reproduced except in full, without the written approval of* UL Korea, Ltd.

## VERTICAL PEAK AND AVERAGE PLOT

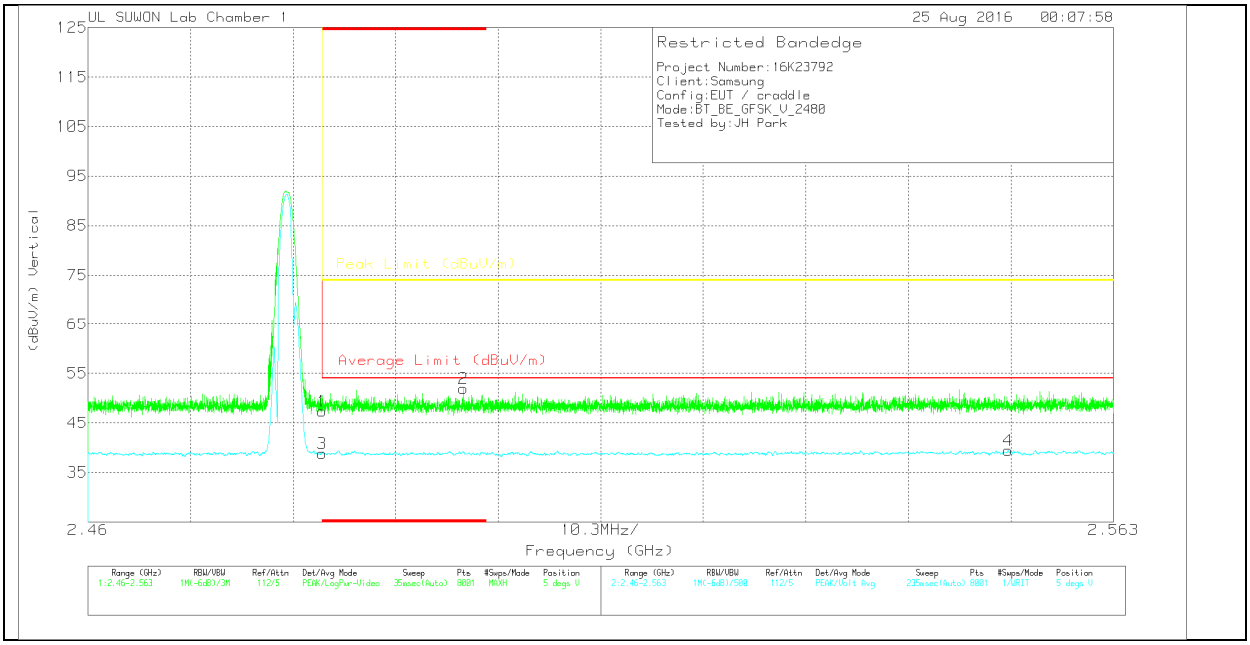


## VERTICAL DATA

Trace Markers

| Marker | Frequency (GHz) | Meter Reading (dBuV) | Det | 3117(001688717)_150619 | Path_2 | Corrected Reading (dBuV/m) | Average Limit (dBuV/m) | Margin (dB) | Peak Limit (dBuV/m) | PK Margin (dB) | Azimuth (Degs) | Height (cm) | Polarity |
|---|---|---|---|---|---|---|---|---|---|---|---|---|---|
| 1 | * 2.484 | 44.29 | Pk | 32 | -28.9 | 47.39 | - | - | 74 | -26.61 | 5 | 100 | V |
| 2 | * 2.498 | 48.8 | Pk | 32 | -28.9 | 51.9 | - | - | 74 | -22.1 | 5 | 100 | V |
| 3 | * 2.484 | 35.77 | VA1T | 32 | -28.9 | 38.87 | 54 | -15.13 | - | - | 5 | 100 | V |
| 4 | 2.552 | 36.2 | VA1T | 32 | -28.8 | 39.4 | 54 | -14.6 | - | - | 5 | 100 | V |

* - indicates frequency in CFR15.205/IC7.2.2 Restricted Band

Pk - Peak detector

VA1T - FHSS: Linear Voltage Average VB=1/Ton where: Ton is transmit duration


UL Korea, Ltd. Suwon Laboratory FORM ID: FCC_15C
218 Maeyeong-ro, Yeongtong-gu, Suwon-si, Gyeonggi-do, 16675, Korea TEL: (031) 337-9902 FAX: (031) 213-5433
UL Korea, Ltd. Confidential
*This report shall not be reproduced except in full, without the written approval of* UL Korea, Ltd.

# HARMONICS AND SPURIOUS EMISSIONS

## LOW CHANNEL HORIZONTAL

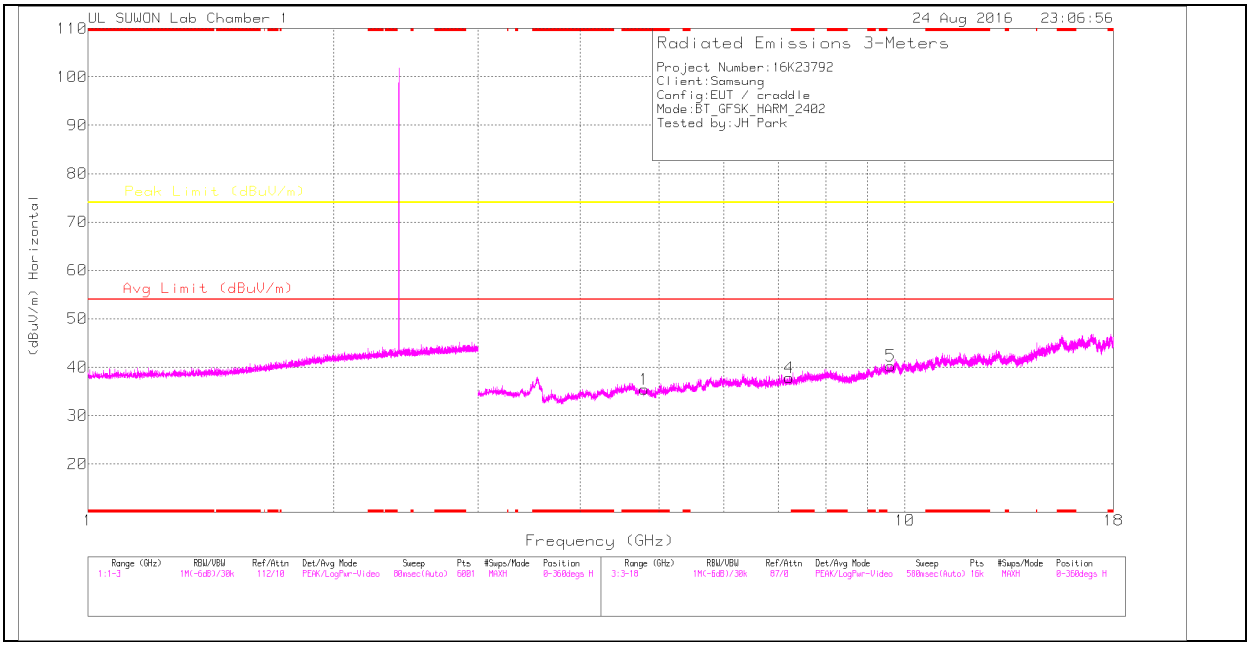


## LOW CHANNEL VERTICAL

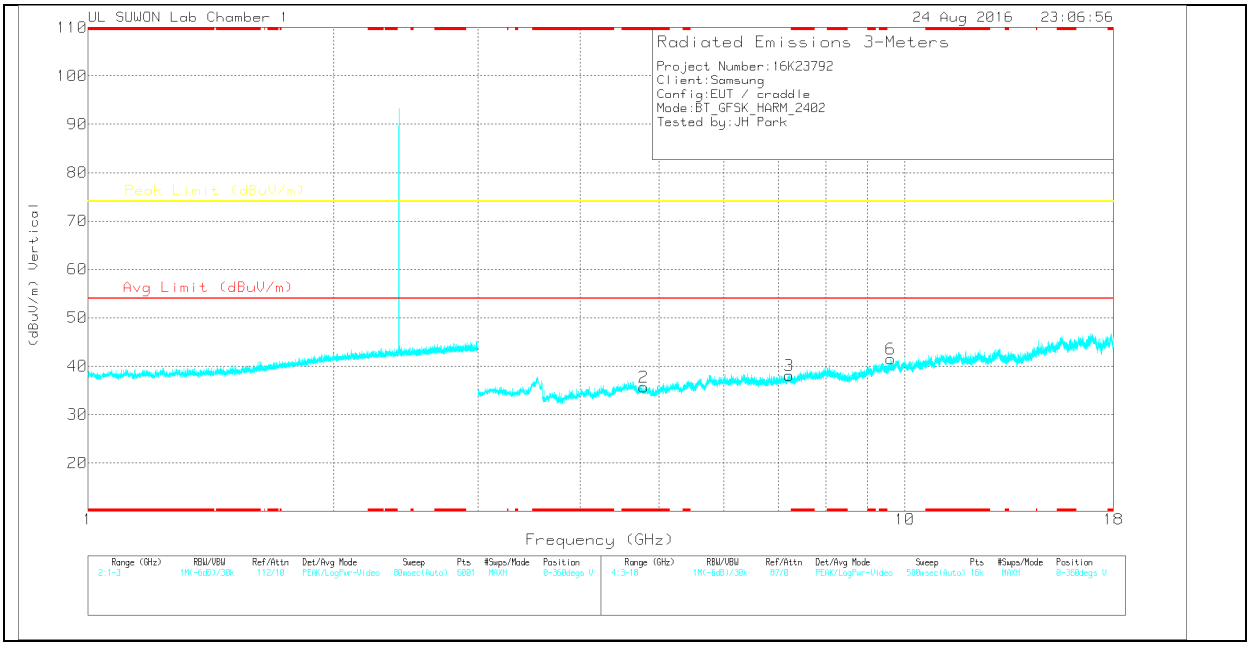


Note: Emission was scanned up to 26GHz; No emissions were detected above the noise floor which was at least 20dB below the specification limit.


UL Korea, Ltd. Suwon Laboratory FORM ID: FCC_15C
218 Maeyeong-ro, Yeongtong-gu, Suwon-si, Gyeonggi-do, 16675, Korea TEL: (031) 337-9902 FAX: (031) 213-5433
UL Korea, Ltd. Confidential
*This report shall not be reproduced except in full, without the written approval of* UL Korea, Ltd.

**LOW CHANNEL DATA**

Trace Markers

| Marker | Frequency (GHz) | Meter Reading (dBuV) | Det | 3117(00168717)_150619 | Path_3 | Corrected Reading (dBuV/m) | Avg Limit (dBuV/m) | Margin (dB) | Peak Limit (dBuV/m) | Margin (dB) | Azimuth (Degs) | Height (cm) | Polarity |
|---|---|---|---|---|---|---|---|---|---|---|---|---|---|
| 1 | * 4.793 | 35.24 | PK | 34 | -33.8 | 35.44 | - | - | 74 | -38.56 | 0-360 | 250 | H |
| 4 | 7.218 | 33.03 | PK | 35.7 | -30.9 | 37.83 | - | - | 74 | -36.17 | 0-360 | 250 | H |
| 5 | 9.605 | 30.6 | PK | 37 | -27.3 | 40.3 | - | - | 74 | -33.7 | 0-360 | 150 | H |
| 2 | * 4.791 | 35.5 | PK | 34 | -33.8 | 35.7 | - | - | 74 | -38.3 | 0-360 | 150 | V |
| 3 | 7.22 | 33.3 | PK | 35.7 | -30.9 | 38.1 | - | - | 74 | -35.9 | 0-360 | 250 | V |
| 6 | 9.613 | 31.75 | PK | 37 | -27.2 | 41.55 | - | - | 74 | -32.45 | 0-360 | 150 | V |

* - indicates frequency in CFR15.205/IC7.2.2 Restricted Band

PK – Peak Detector

Note: Only peak measurement was performed. Because peak measurement result of unwanted emission is less than average limt (54dBuV/m).


UL Korea, Ltd. Suwon Laboratory FORM ID: FCC_15C
218 Maeyeong-ro, Yeongtong-gu, Suwon-si, Gyeonggi-do, 16675, Korea TEL: (031) 337-9902 FAX: (031) 213-5433
UL Korea, Ltd. Confidential
*This report shall not be reproduced except in full, without the written approval of* UL Korea, Ltd.

**MID CHANNEL HORIZONTAL**

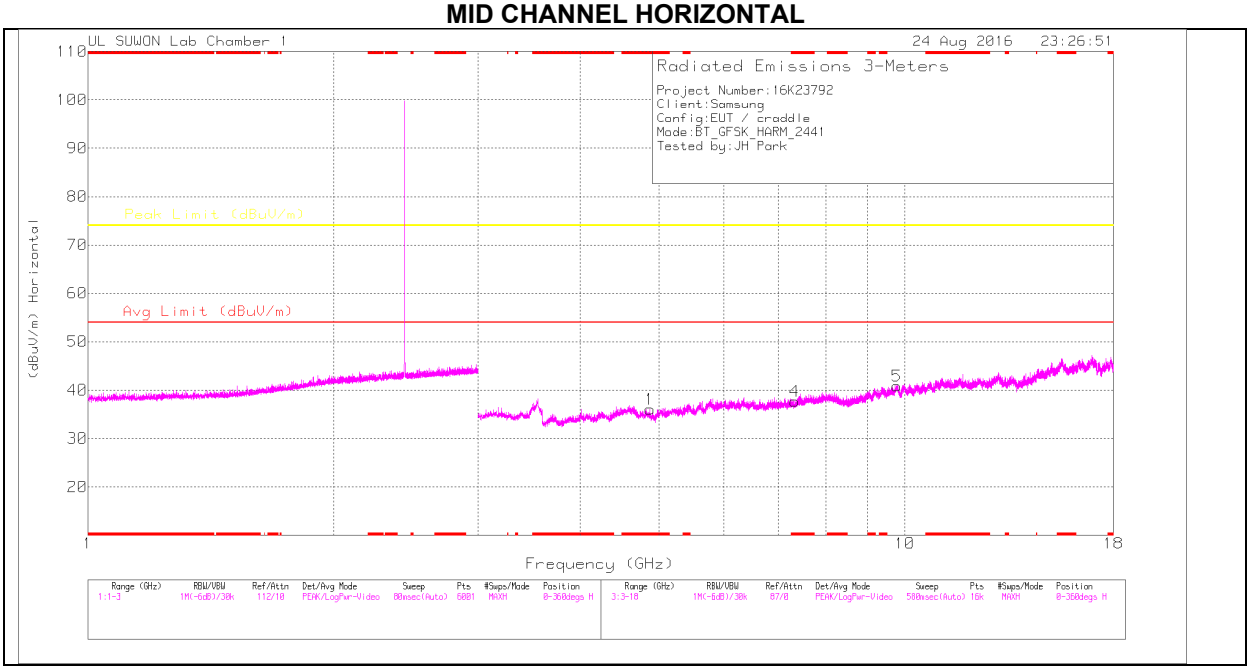


**MID CHANNEL VERTICAL**

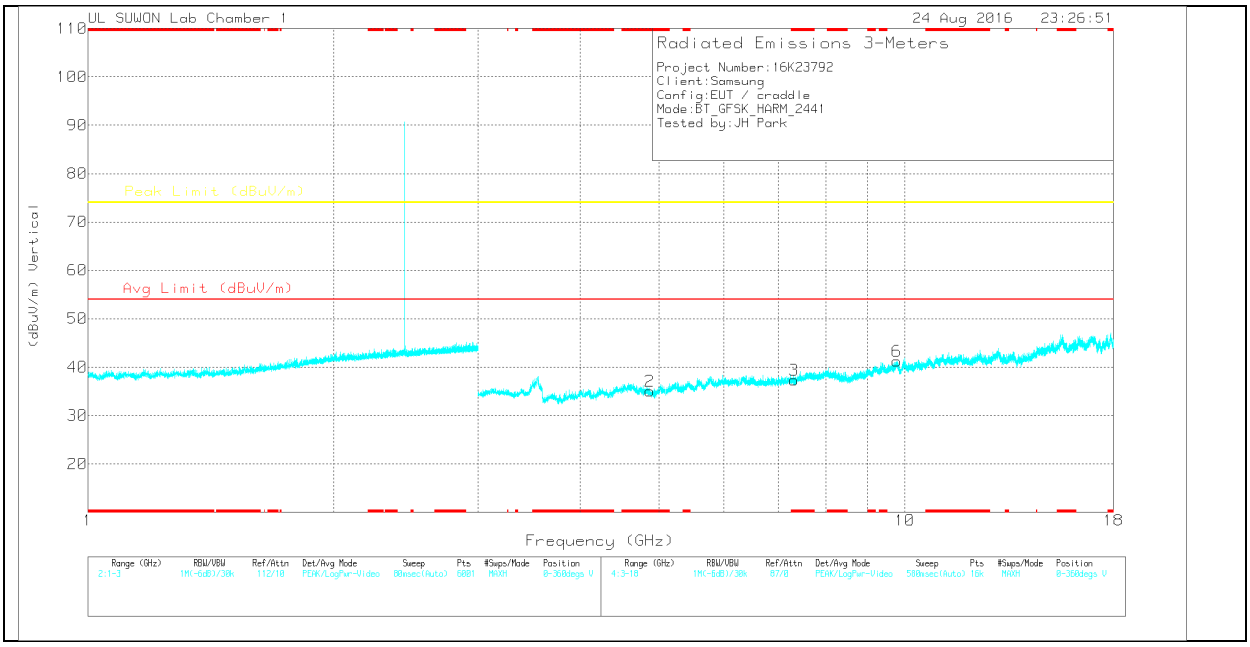


Note: Emission was scanned up to 26GHz; No emissions were detected above the noise floor which was at least 20dB below the specification limit.


UL Korea, Ltd. Confidential
*This report shall not be reproduced except in full, without the written approval of* UL Korea, Ltd.

**MID CHANNEL DATA**

Trace Markers

| Marker | Frequency (GHz) | Meter Reading (dBuV) | Det | 3117(0016 8717)_150 619 | Path_3 | Corrected Reading (dBuV/m) | Avg Limit (dBuV/m) | Margin (dB) | Peak Limit (dBuV/m) | Margin (dB) | Azimuth (Degs) | Height (cm) | Polarity |
|---|---|---|---|---|---|---|---|---|---|---|---|---|---|
| 1 | * 4.876 | 36.1 | PK | 34 | -34 | 36.1 | - | - | 74 | -37.9 | 0-360 | 250 | H |
| 4 | * 7.326 | 32.73 | PK | 35.8 | -30.8 | 37.73 | - | - | 74 | -36.27 | 0-360 | 150 | H |
| 5 | 9.774 | 30.07 | PK | 37.2 | -26.4 | 40.87 | - | - | 74 | -33.13 | 0-360 | 250 | H |
| 2 | * 4.873 | 35.11 | PK | 34 | -34 | 35.11 | - | - | 74 | -38.89 | 0-360 | 150 | V |
| 3 | * 7.32 | 32.4 | PK | 35.8 | -30.9 | 37.3 | - | - | 74 | -36.7 | 0-360 | 150 | V |
| 6 | 9.776 | 30.42 | PK | 37.2 | -26.4 | 41.22 | - | - | 74 | -32.78 | 0-360 | 250 | V |

* - indicates frequency in CFR15.205/IC7.2.2 Restricted Band

PK – Peak Detector

Note: Only peak measurement was performed. Because peak measurement result of unwanted emission is less than average limt (54dBuV/m).


UL Korea, Ltd. Suwon Laboratory FORM ID: FCC_15C
218 Maeyeong-ro, Yeongtong-gu, Suwon-si, Gyeonggi-do, 16675, Korea TEL: (031) 337-9902 FAX: (031) 213-5433
UL Korea, Ltd. Confidential
*This report shall not be reproduced except in full, without the written approval of* UL Korea, Ltd.

**HIGH CHANNEL HORIZONTAL**

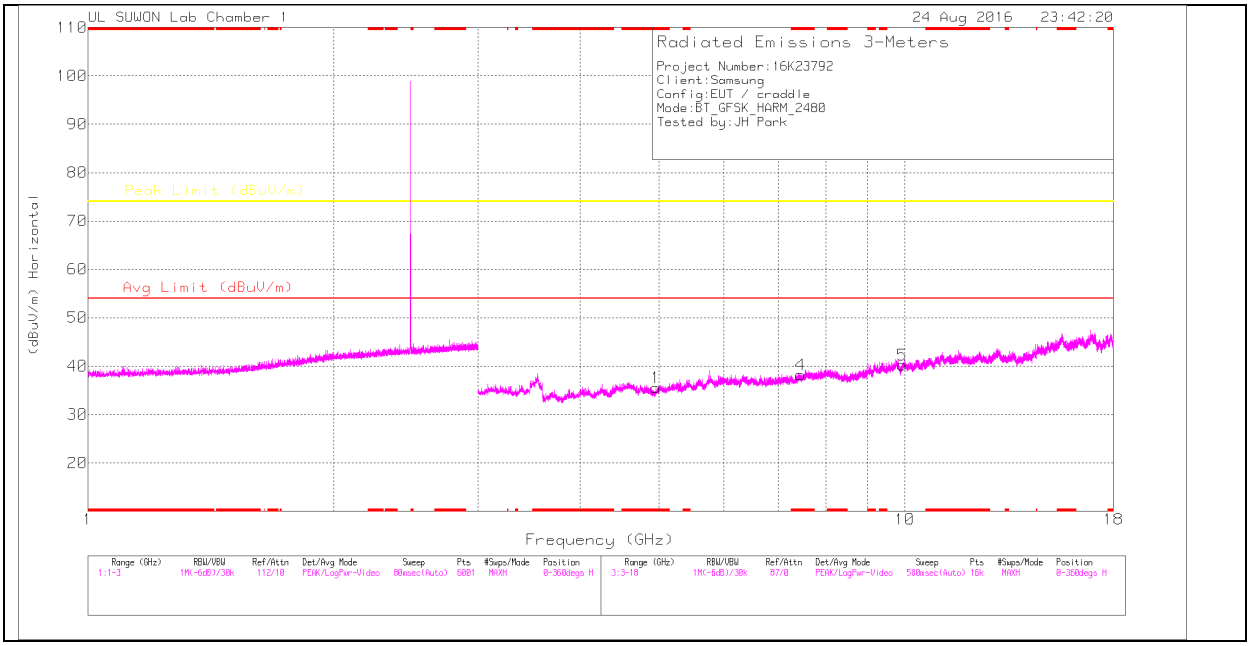


**HIGH CHANNEL VERTICAL**

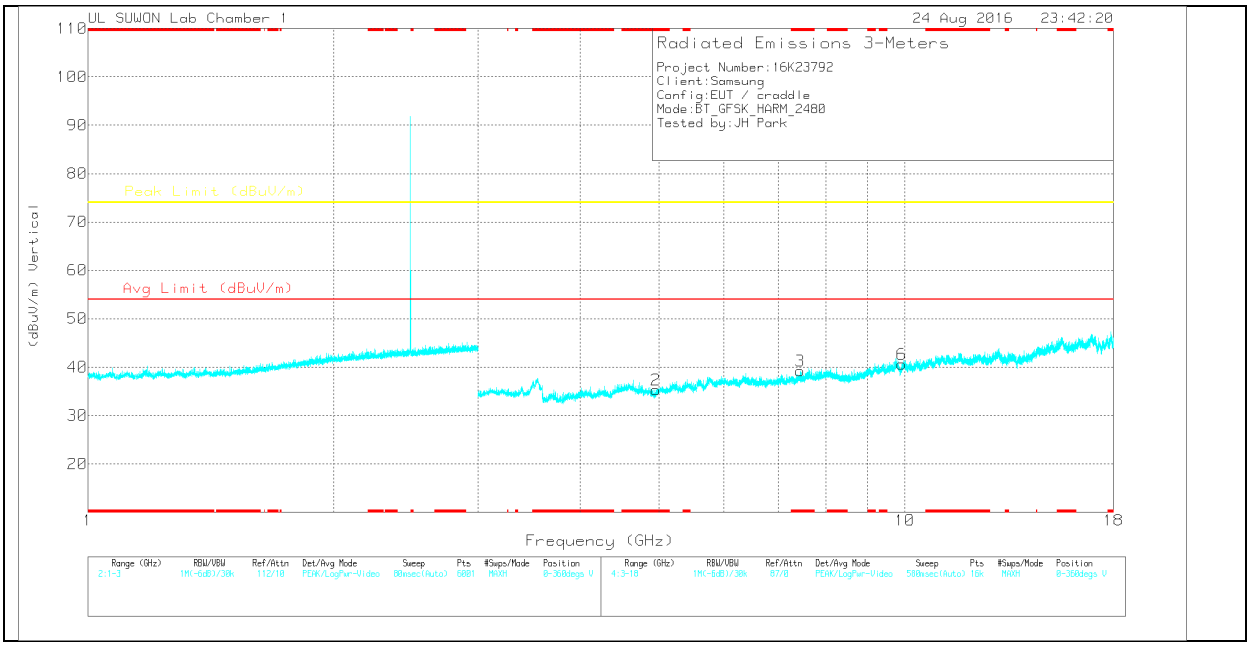


Note: Emission was scanned up to 26GHz; No emissions were detected above the noise floor which was at least 20dB below the specification limit.


UL Korea, Ltd. Confidential
*This report shall not be reproduced except in full, without the written approval of* UL Korea, Ltd.

**HIGH CHANNEL DATA**

Trace Markers

| Marker | Frequency (GHz) | Meter Reading (dBuV) | Det | 3117(00168717)_150619 | Path_3 | Corrected Reading (dBuV/m) | Avg Limit (dBuV/m) | Margin (dB) | Peak Limit (dBuV/m) | Margin (dB) | Azimuth (Degs) | Height (cm) | Polarity |
|---|---|---|---|---|---|---|---|---|---|---|---|---|---|
| 1 | * 4.955 | 35.61 | PK | 34 | -34 | 35.61 | - | - | 74 | -38.39 | 0-360 | 150 | H |
| 4 | * 7.45 | 32.99 | PK | 35.8 | -30.6 | 38.19 | - | - | 74 | -35.81 | 0-360 | 150 | H |
| 5 | 9.924 | 29.98 | PK | 37.4 | -27.1 | 40.28 | - | - | 74 | -33.72 | 0-360 | 250 | H |
| 2 | * 4.96 | 35.34 | PK | 34 | -34 | 35.34 | - | - | 74 | -38.66 | 0-360 | 250 | V |
| 3 | * 7.447 | 34 | PK | 35.8 | -30.6 | 39.2 | - | - | 74 | -34.8 | 0-360 | 150 | V |
| 6 | 9.916 | 30.49 | PK | 37.4 | -27.3 | 40.59 | - | - | 74 | -33.41 | 0-360 | 250 | V |

* - indicates frequency in CFR15.205/IC7.2.2 Restricted Band

PK – Peak Detector

Note: Only peak measurement was performed. Because peak measurement result of unwanted emission is less than average limt (54dBuV/m).


UL Korea, Ltd. Suwon Laboratory FORM ID: FCC_15C
218 Maeyeong-ro, Yeongtong-gu, Suwon-si, Gyeonggi-do, 16675, Korea TEL: (031) 337-9902 FAX: (031) 213-5433
UL Korea, Ltd. Confidential
*This report shall not be reproduced except in full, without the written approval of* UL Korea, Ltd.

## 9.2.2. ENHANCED DATA RATE 8PSK MODULATION RESTRICTED BANDEDGE (LOW CHANNEL)

### HORIZONTAL PEAK AND AVERAGE PLOT

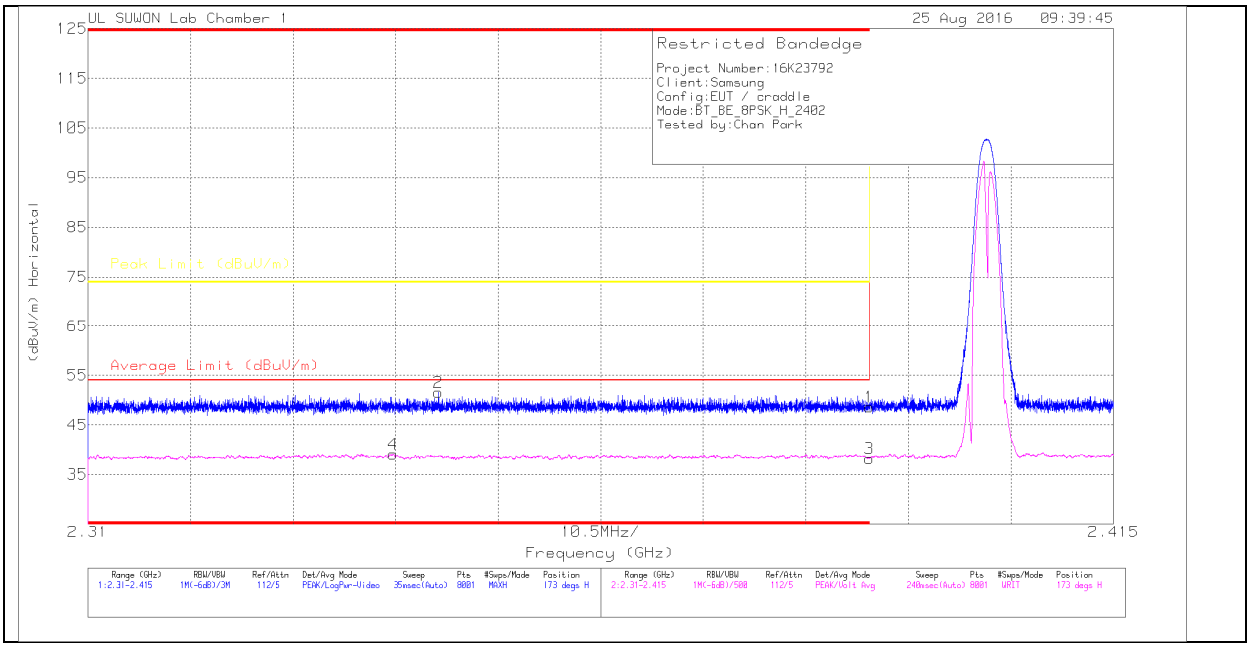


### HORIZONTAL DATA

Trace Markers

| Marker | Frequency (GHz) | Meter Reading (dBuV) | Det | 3117(00168717)_150619 | Path_2 | Corrected Reading (dBuV/m) | Average Limit (dBuV/m) | Margin (dB) | Peak Limit (dBuV/m) | PK Margin (dB) | Azimuth (Degs) | Height (cm) | Polarity |
|---|---|---|---|---|---|---|---|---|---|---|---|---|---|
| 1 | * 2.39 | 45.79 | Pk | 31.8 | -29 | 48.59 | - | - | 74 | -25.41 | 173 | 100 | H |
| 2 | * 2.346 | 48.82 | Pk | 31.7 | -29 | 51.52 | - | - | 74 | -22.48 | 173 | 100 | H |
| 3 | * 2.39 | 35.44 | VA1T | 31.8 | -29 | 38.24 | 54 | -15.76 | - | - | 173 | 100 | H |
| 4 | * 2.341 | 36.35 | VA1T | 31.7 | -29 | 39.05 | 54 | -14.95 | - | - | 173 | 100 | H |

* - indicates frequency in CFR15.205/IC7.2.2 Restricted Band

Pk - Peak detector

VA1T - FHSS: Linear Voltage Average VB=1/Ton where: Ton is transmit duration


UL Korea, Ltd. Confidential
*This report shall not be reproduced except in full, without the written approval of* UL Korea, Ltd.

## VERTICAL PEAK AND AVERAGE PLOT

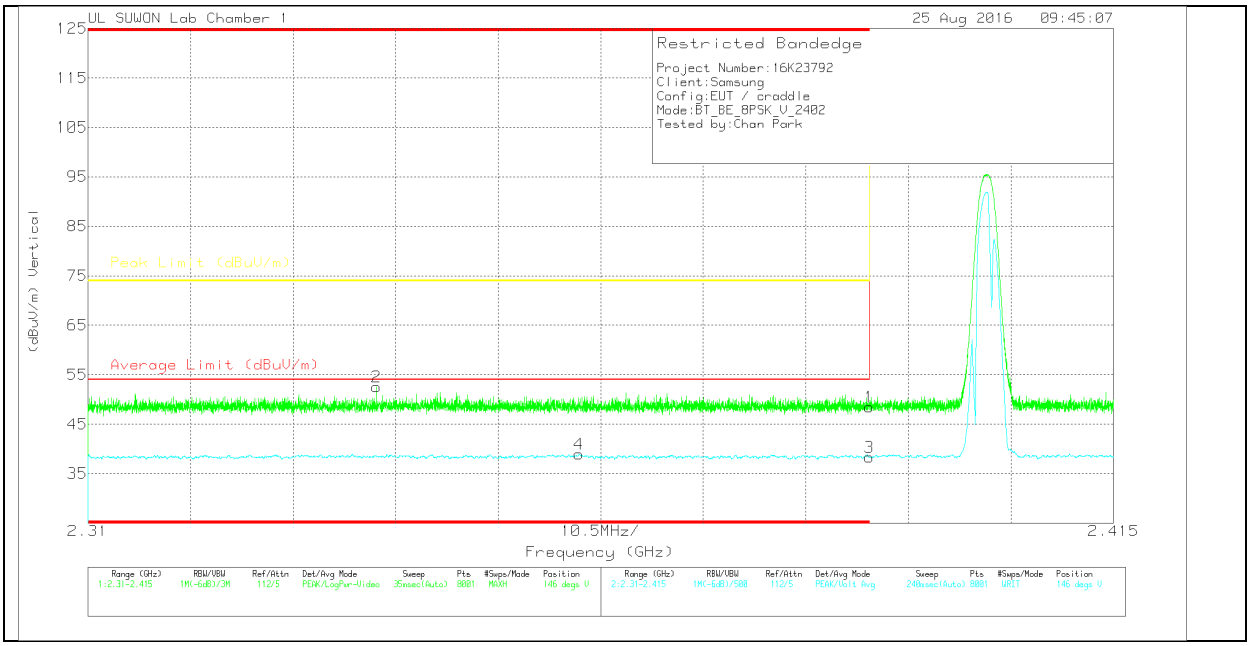


## VERTICAL DATA

Trace Markers

| Marker | Frequency (GHz) | Meter Reading (dBuV) | Det | 3117(00168717)_150619 | Path_2 | Corrected Reading (dBuV/m) | Average Limit (dBuV/m) | Margin (dB) | Peak Limit (dBuV/m) | PK Margin (dB) | Azimuth (Degs) | Height (cm) | Polarity |
|---|---|---|---|---|---|---|---|---|---|---|---|---|---|
| 1 | * 2.39 | 45.66 | Pk | 31.8 | -29 | 48.46 | - | - | 74 | -25.54 | 146 | 147 | V |
| 2 | * 2.34 | 49.81 | Pk | 31.7 | -29 | 52.51 | - | - | 74 | -21.49 | 146 | 147 | V |
| 3 | * 2.39 | 35.56 | VA1T | 31.8 | -29 | 38.36 | 54 | -15.64 | - | - | 146 | 147 | V |
| 4 | * 2.36 | 36.23 | VA1T | 31.7 | -29 | 38.93 | 54 | -15.07 | - | - | 146 | 147 | V |

* - indicates frequency in CFR15.205/IC7.2.2 Restricted Band

Pk - Peak detector

VA1T - FHSS: Linear Voltage Average VB=1/Ton where: Ton is transmit duration


UL Korea, Ltd. Suwon Laboratory FORM ID: FCC_15C
218 Maeyeong-ro, Yeongtong-gu, Suwon-si, Gyeonggi-do, 16675, Korea TEL: (031) 337-9902 FAX: (031) 213-5433
UL Korea, Ltd. Confidential
*This report shall not be reproduced except in full, without the written approval of* UL Korea, Ltd.

# AUTHORIZED BANDEDGE (HIGH CHANNEL)

## HORIZONTAL PEAK AND AVERAGE PLOT

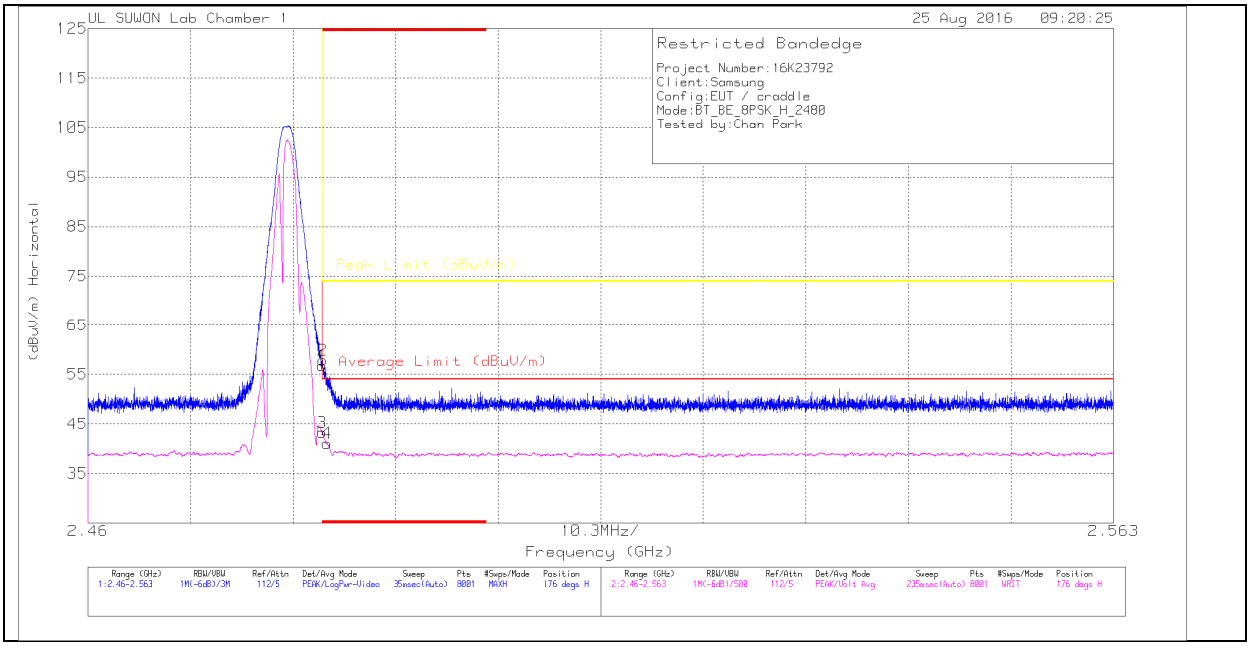


## HORIZONTAL DATA

Trace Markers

| Marker | Frequency (GHz) | Meter Reading (dBuV) | Det | 3117(00168717)_150619 | Path_2 | Corrected Reading (dBuV/m) | Average Limit (dBuV/m) | Margin (dB) | Peak Limit (dBuV/m) | PK Margin (dB) | Azimuth (Degs) | Height (cm) | Polarity |
|---|---|---|---|---|---|---|---|---|---|---|---|---|---|
| 1 | * 2.484 | 53.67 | Pk | 32 | -28.9 | 56.77 | - | - | 74 | -17.23 | 176 | 135 | H |
| 2 | * 2.484 | 54.8 | Pk | 32 | -28.9 | 57.9 | - | - | 74 | -16.1 | 176 | 135 | H |
| 3 | * 2.484 | 40.23 | VA1T | 32 | -28.9 | 43.33 | 54 | -10.67 | - | - | 176 | 135 | H |
| 4 | * 2.484 | 38.01 | VA1T | 32 | -28.9 | 41.11 | 54 | -12.89 | - | - | 176 | 135 | H |

* - indicates frequency in CFR15.205/IC7.2.2 Restricted Band

Pk - Peak detector

VA1T - FHSS: Linear Voltage Average VB=1/Ton where: Ton is transmit duration


UL Korea, Ltd. Confidential
*This report shall not be reproduced except in full, without the written approval of* UL Korea, Ltd.

## VERTICAL PEAK AND AVERAGE PLOT

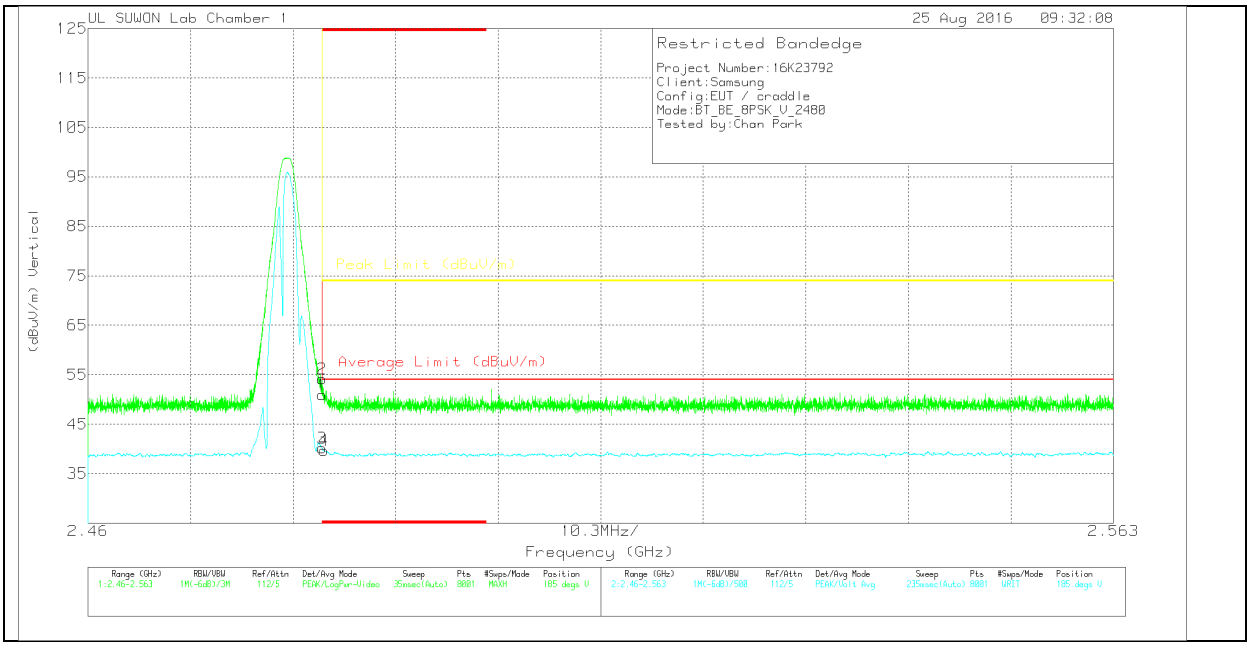


## VERTICAL DATA

Trace Markers

| Marker | Frequency (GHz) | Meter Reading (dBuV) | Det | 3117(0016 8717)_150 619 | Path_2 | Corrected Reading (dBuV/m) | Average Limit (dBuV/m) | Margin (dB) | Peak Limit (dBuV/m) | PK Margin (dB) | Azimuth (Degs) | Height (cm) | Polarity |
|---|---|---|---|---|---|---|---|---|---|---|---|---|---|
| 1 | * 2.484 | 47.89 | Pk | 32 | -28.9 | 50.99 | - | - | 74 | -23.01 | 185 | 150 | V |
| 2 | * 2.484 | 51.07 | Pk | 32 | -28.9 | 54.17 | - | - | 74 | -19.83 | 185 | 150 | V |
| 3 | * 2.484 | 37.03 | VA1T | 32 | -28.9 | 40.13 | 54 | -13.87 | - | - | 185 | 150 | V |
| 4 | * 2.484 | 36.61 | VA1T | 32 | -28.9 | 39.71 | 54 | -14.29 | - | - | 185 | 150 | V |

* - indicates frequency in CFR15.205/IC7.2.2 Restricted Band

Pk - Peak detector

VA1T - FHSS: Linear Voltage Average VB=1/Ton where: Ton is transmit duration


UL Korea, Ltd. Suwon Laboratory FORM ID: FCC_15C
218 Maeyeong-ro, Yeongtong-gu, Suwon-si, Gyeonggi-do, 16675, Korea TEL: (031) 337-9902 FAX: (031) 213-5433
UL Korea, Ltd. Confidential
*This report shall not be reproduced except in full, without the written approval of* UL Korea, Ltd.

# HARMONICS AND SPURIOUS EMISSIONS

## LOW CHANNEL HORIZONTAL

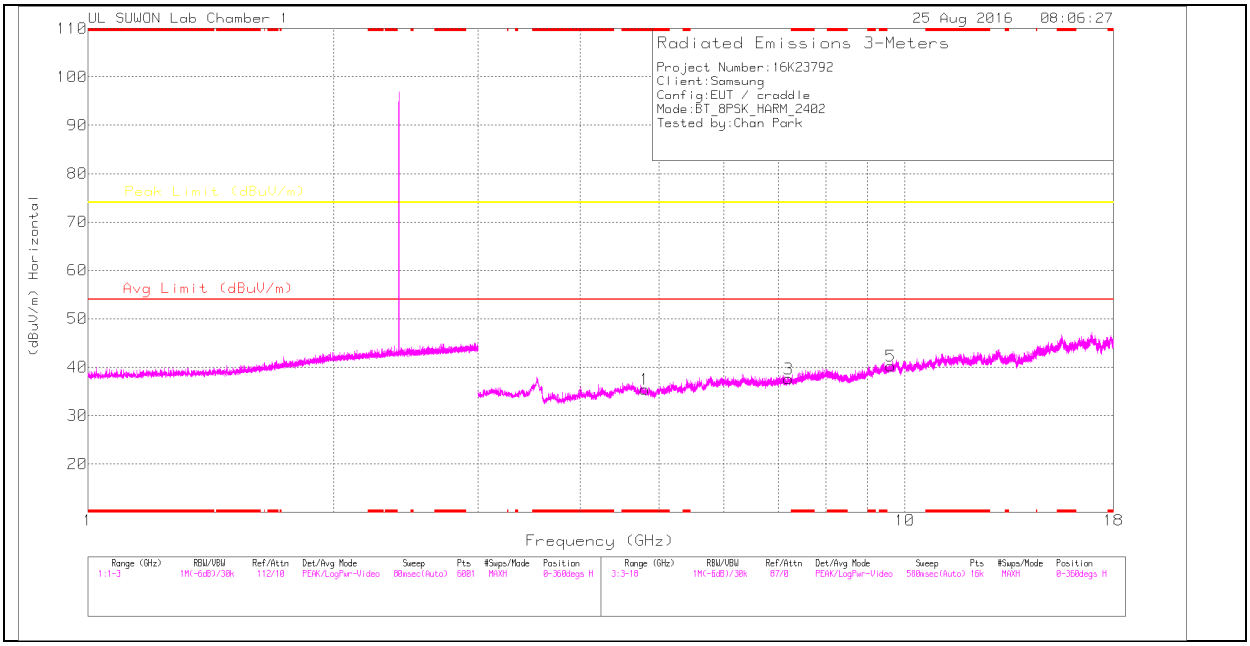


## LOW CHANNEL VERTICAL

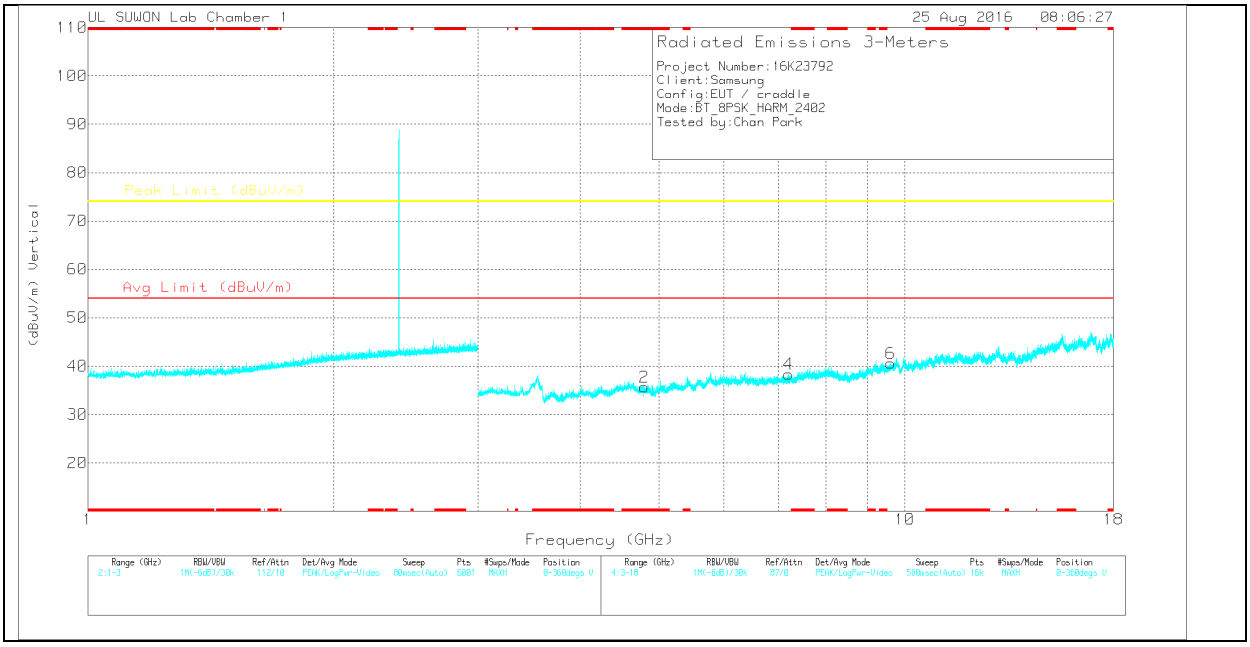


Note: Emission was scanned up to 26GHz; No emissions were detected above the noise floor which was at least 20dB below the specification limit.


UL Korea, Ltd. Suwon Laboratory FORM ID: FCC_15C
218 Maeyeong-ro, Yeongtong-gu, Suwon-si, Gyeonggi-do, 16675, Korea TEL: (031) 337-9902 FAX: (031) 213-5433
UL Korea, Ltd. Confidential
*This report shall not be reproduced except in full, without the written approval of* UL Korea, Ltd.

**LOW CHANNEL DATA**

Trace Markers

| Marker | Frequency (GHz) | Meter Reading (dBuV) | Det | 3117(00168717)_150619 | Path_3 | Corrected Reading (dBuV/m) | Avg Limit (dBuV/m) | Margin (dB) | Peak Limit (dBuV/m) | Margin (dB) | Azimuth (Degs) | Height (cm) | Polarity |
|---|---|---|---|---|---|---|---|---|---|---|---|---|---|
| 1 | * 4.807 | 35.21 | PK | 34 | -33.8 | 35.41 | - | - | 74 | -38.59 | 0-360 | 150 | H |
| 3 | 7.205 | 32.68 | PK | 35.7 | -30.8 | 37.58 | - | - | 74 | -36.42 | 0-360 | 250 | H |
| 5 | 9.606 | 30.52 | PK | 37 | -27.3 | 40.22 | - | - | 74 | -33.78 | 0-360 | 250 | H |
| 2 | * 4.8 | 35.49 | PK | 34 | -33.8 | 35.69 | - | - | 74 | -38.31 | 0-360 | 150 | V |
| 4 | 7.202 | 33.4 | PK | 35.7 | -30.7 | 38.4 | - | - | 74 | -35.6 | 0-360 | 250 | V |
| 6 | 9.614 | 30.85 | PK | 37 | -27.2 | 40.65 | - | - | 74 | -33.35 | 0-360 | 150 | V |

* - indicates frequency in CFR15.205/IC7.2.2 Restricted Band

PK – Peak detector

Note: Only peak measurement was performed. Because peak measurement result of unwanted emission is less than average limt (54dBuV/m).


UL Korea, Ltd. Suwon Laboratory FORM ID: FCC_15C
218 Maeyeong-ro, Yeongtong-gu, Suwon-si, Gyeonggi-do, 16675, Korea TEL: (031) 337-9902 FAX: (031) 213-5433
UL Korea, Ltd. Confidential
*This report shall not be reproduced except in full, without the written approval of* UL Korea, Ltd.

**MID CHANNEL HORIZONTAL**

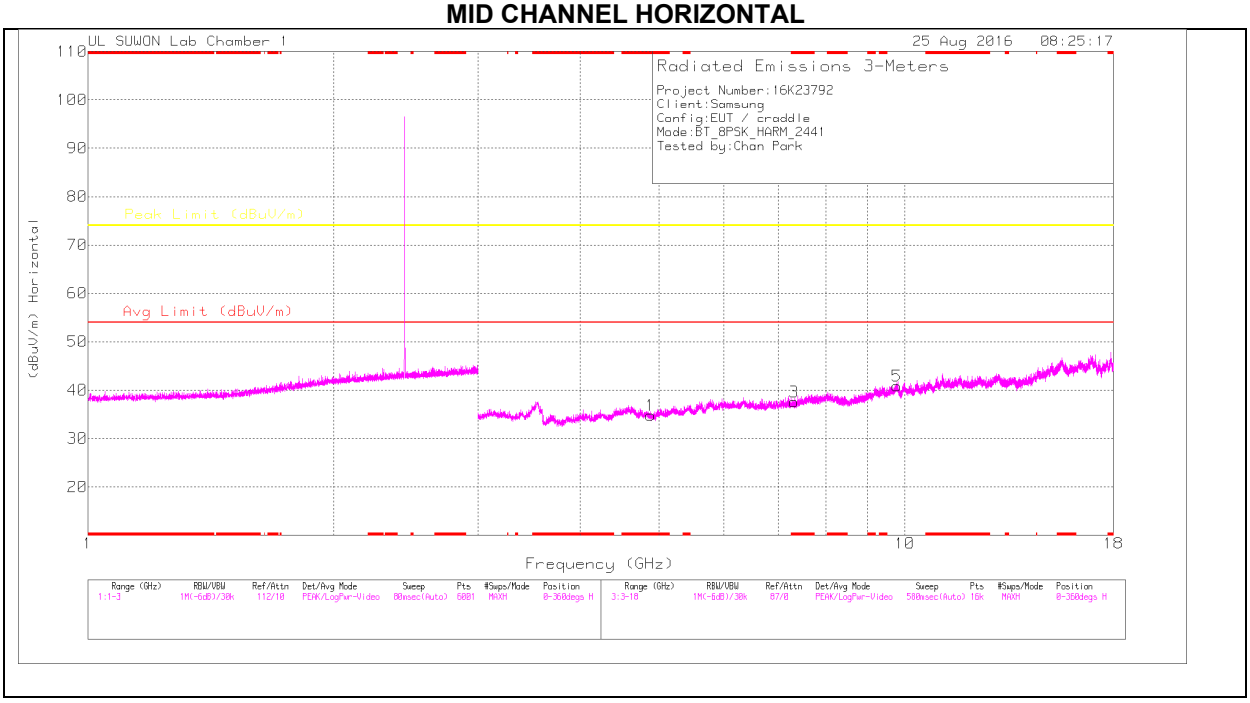


**MID CHANNEL VERTICAL**

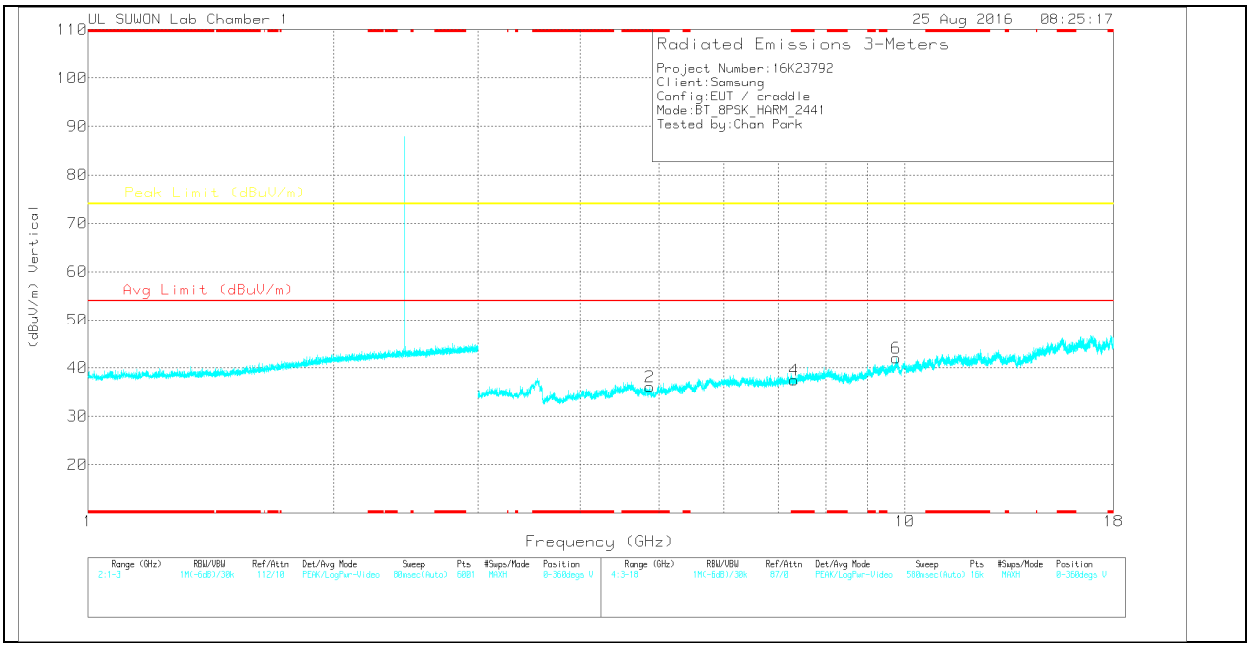


Note: Emission was scanned up to 26GHz; No emissions were detected above the noise floor which was at least 20dB below the specification limit.


UL Korea, Ltd. Confidential
*This report shall not be reproduced except in full, without the written approval of* UL Korea, Ltd.

**MID CHANNEL DATA**

Trace Markers

| Marker | Frequency (GHz) | Meter Reading (dBuV) | Det | 3117(0016 8717)_150 619 | Path_3 | Corrected Reading (dBuV/m) | Avg Limit (dBuV/m) | Margin (dB) | Peak Limit (dBuV/m) | Margin (dB) | Azimuth (Degs) | Height (cm) | Polarity |
|---|---|---|---|---|---|---|---|---|---|---|---|---|---|
| 1 | * 4.884 | 34.84 | PK | 34 | -34 | 34.84 | - | - | 74 | -39.16 | 0-360 | 250 | H |
| 3 | * 7.323 | 32.74 | PK | 35.8 | -30.9 | 37.64 | - | - | 74 | -36.36 | 0-360 | 250 | H |
| 5 | 9.769 | 30.2 | PK | 37.2 | -26.5 | 40.9 | - | - | 74 | -33.1 | 0-360 | 150 | H |
| 2 | * 4.875 | 36.09 | PK | 34 | -34 | 36.09 | - | - | 74 | -37.91 | 0-360 | 150 | V |
| 4 | * 7.317 | 32.57 | PK | 35.8 | -30.9 | 37.47 | - | - | 74 | -36.53 | 0-360 | 150 | V |
| 6 | 9.758 | 31.56 | PK | 37.2 | -26.7 | 42.06 | - | - | 74 | -31.94 | 0-360 | 250 | V |

* - indicates frequency in CFR15.205/IC7.2.2 Restricted Band

PK – Peak detector

Note: Only peak measurement was performed. Because peak measurement result of unwanted emission is less than average limt (54dBuV/m).


UL Korea, Ltd. Suwon Laboratory FORM ID: FCC_15C
218 Maeyeong-ro, Yeongtong-gu, Suwon-si, Gyeonggi-do, 16675, Korea TEL: (031) 337-9902 FAX: (031) 213-5433
UL Korea, Ltd. Confidential
*This report shall not be reproduced except in full, without the written approval of* UL Korea, Ltd.

**HIGH CHANNEL HORIZONTAL**

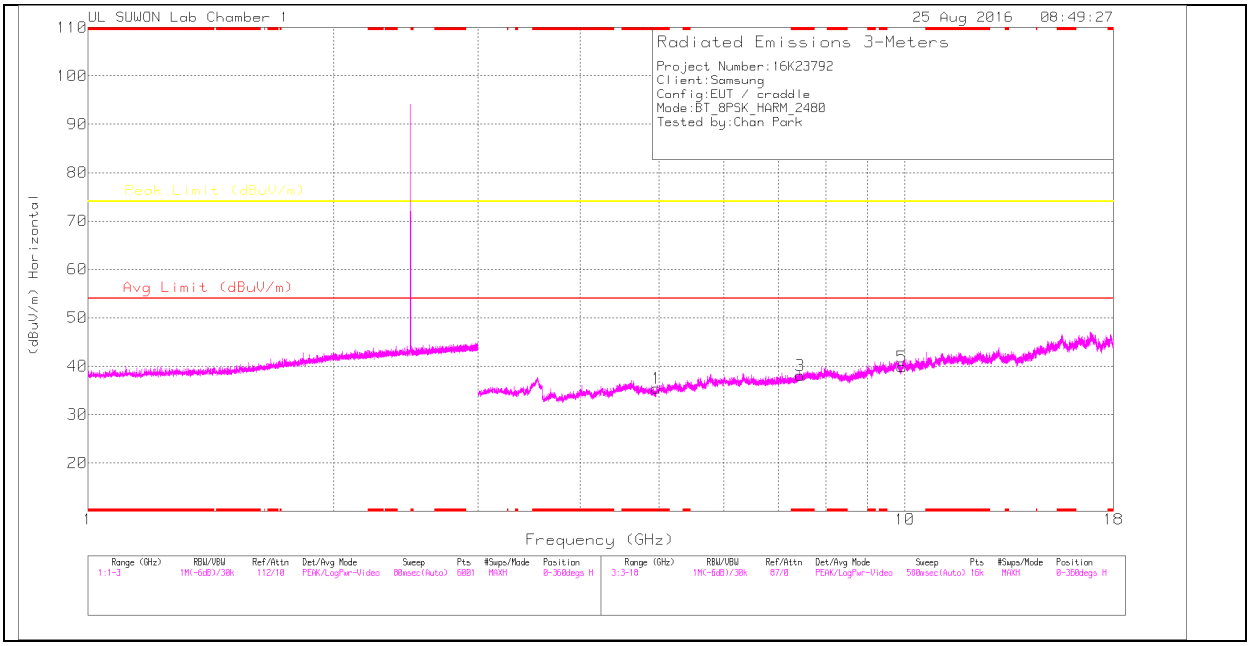


**HIGH CHANNEL VERTICAL**

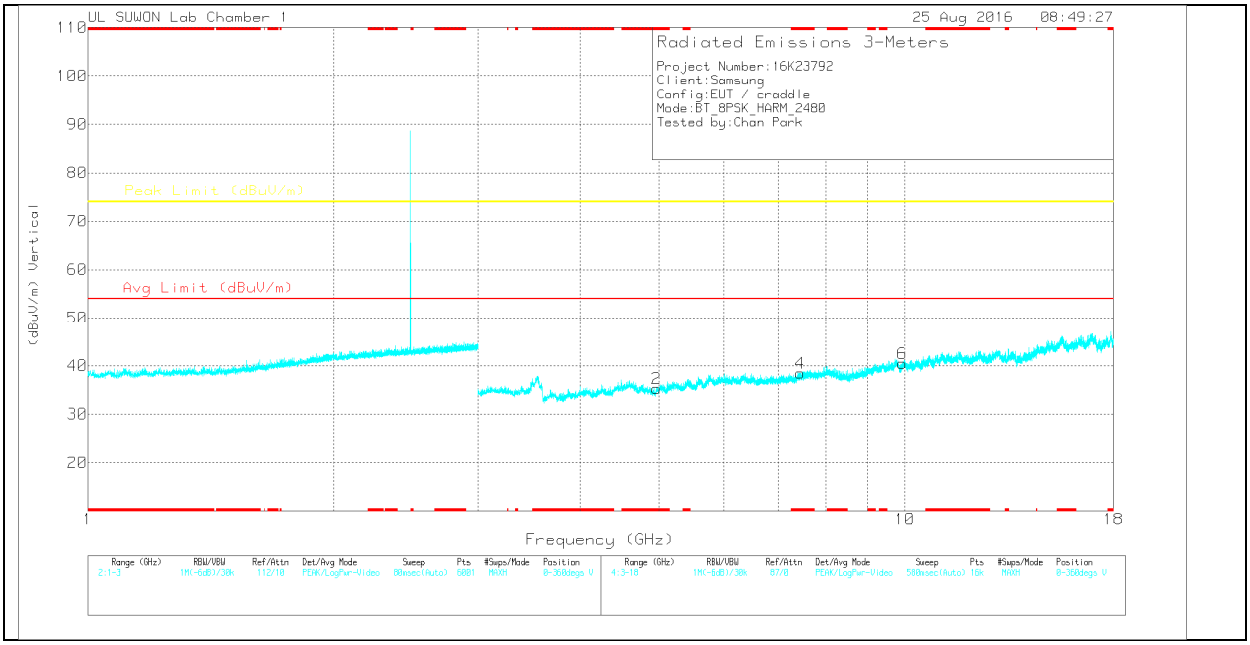


Note: Emission was scanned up to 26GHz; No emissions were detected above the noise floor which was at least 20dB below the specification limit.


UL Korea, Ltd. Confidential
*This report shall not be reproduced except in full, without the written approval of* UL Korea, Ltd.

**HIGH CHANNEL DATA**

Trace Markers

| Marker | Frequency (GHz) | Meter Reading (dBuV) | Det | 3117(00168717)_150619 | Path_3 | Corrected Reading (dBuV/m) | Avg Limit (dBuV/m) | Margin (dB) | Peak Limit (dBuV/m) | Margin (dB) | Azimuth (Degs) | Height (cm) | Polarity |
|---|---|---|---|---|---|---|---|---|---|---|---|---|---|
| 1 | * 4.963 | 35.42 | PK | 34 | -34 | 35.42 | - | - | 74 | -38.58 | 0-360 | 250 | H |
| 3 | * 7.44 | 32.97 | PK | 35.8 | -30.7 | 38.07 | - | - | 74 | -35.93 | 0-360 | 150 | H |
| 5 | 9.917 | 29.81 | PK | 37.4 | -27.3 | 39.91 | - | - | 74 | -34.09 | 0-360 | 250 | H |
| 2 | * 4.962 | 35.33 | PK | 34 | -34 | 35.33 | - | - | 74 | -38.67 | 0-360 | 150 | V |
| 4 | * 7.44 | 33.31 | PK | 35.8 | -30.7 | 38.41 | - | - | 74 | -35.59 | 0-360 | 150 | V |
| 6 | 9.923 | 30.14 | PK | 37.4 | -27.1 | 40.44 | - | - | 74 | -33.56 | 0-360 | 150 | V |

* - indicates frequency in CFR15.205/IC7.2.2 Restricted Band

PK – Peak detector

Note: Only peak measurement was performed. Because peak measurement result of unwanted emission is less than average limt (54dBuV/m).


UL Korea, Ltd. Suwon Laboratory FORM ID: FCC_15C
218 Maeyeong-ro, Yeongtong-gu, Suwon-si, Gyeonggi-do, 16675, Korea TEL: (031) 337-9902 FAX: (031) 213-5433
UL Korea, Ltd. Confidential
*This report shall not be reproduced except in full, without the written approval of* UL Korea, Ltd.

## 9.3. WORST-CASE BELOW 1 GHz

**GFSK SPURIOUS EMISSIONS 30 TO 1000 MHz (WORST-CASE CONFIGURATION, HORIZONTAL)**

### HORIZONTAL PLOT

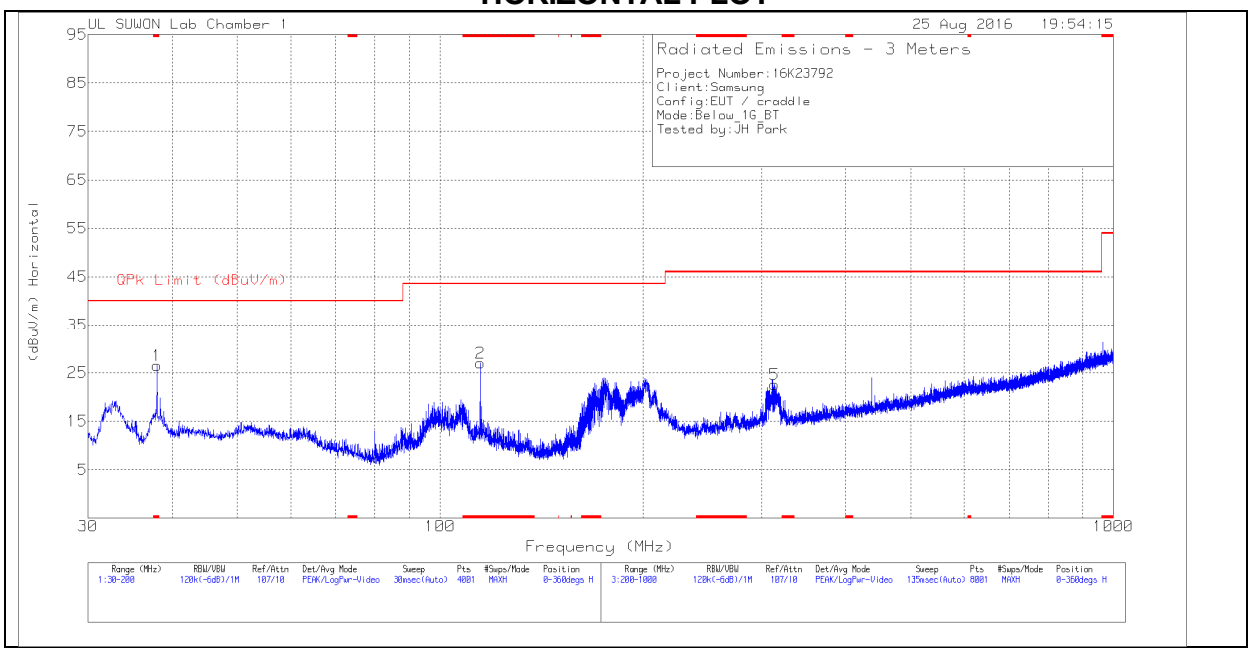


### VERTICAL PLOT

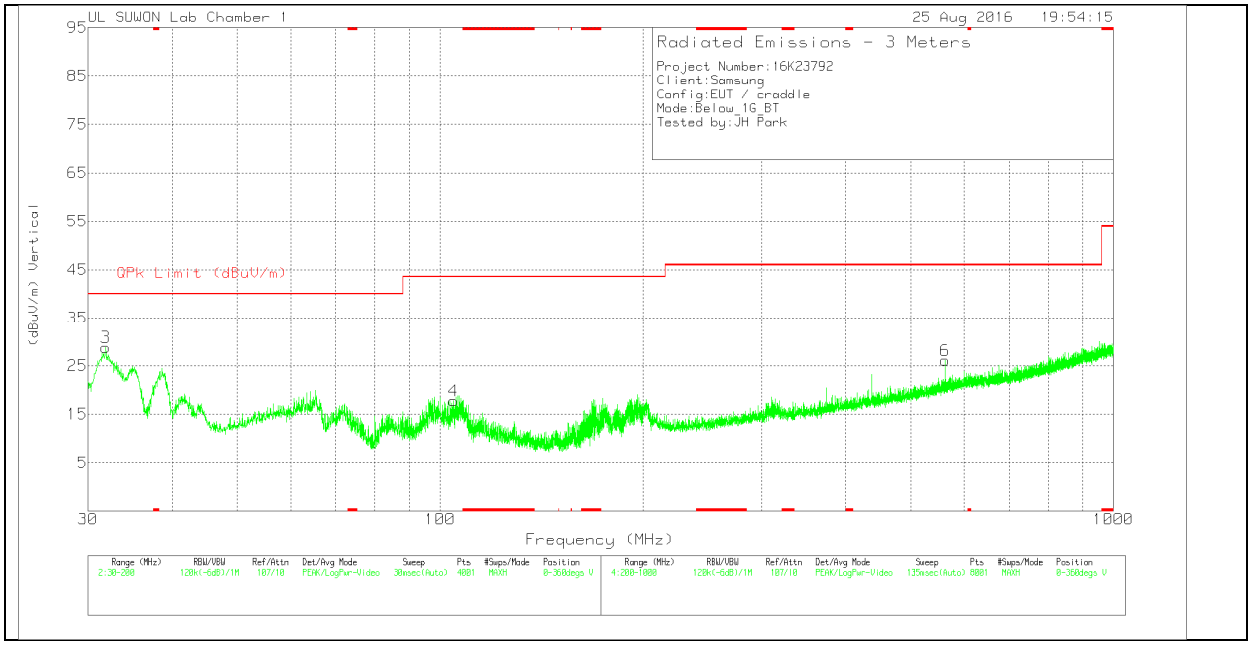



UL Korea, Ltd. Confidential
*This report shall not be reproduced except in full, without the written approval of* UL Korea, Ltd.

# BELOW 1 GHz TABLE

Trace Markers

| Marker | Frequency (MHz) | Meter Reading (dBuV) | Det | VULB9163-750 | Bi-Log | Corrected Reading (dBuV/m) | QPk Limit (dBuV/m) | Margin (dB) | Azimuth (Degs) | Height (cm) | Polarity |
|---|---|---|---|---|---|---|---|---|---|---|---|
| 1 | * 37.99 | 45.2 | Pk | 11.7 | -30.4 | 26.5 | 40 | -13.5 | 0-360 | 100 | H |
| 2 | * 114.7025 | 45.69 | Pk | 10.4 | -29.1 | 26.99 | 43.52 | -16.53 | 0-360 | 100 | H |
| 3 | 31.87 | 49.04 | Pk | 10.3 | -30.5 | 28.84 | 40 | -11.16 | 0-360 | 100 | V |
| 4 | 104.7575 | 35.74 | Pk | 11.2 | -29.2 | 17.74 | 43.52 | -25.78 | 0-360 | 100 | V |
| 5 | 313.5 | 36.33 | Pk | 13.6 | -27.3 | 22.63 | 46.02 | -23.39 | 0-360 | 100 | H |
| 6 | 562.6 | 33.78 | Pk | 18.4 | -26 | 26.18 | 46.02 | -19.84 | 0-360 | 100 | V |

* - indicates frequency in CFR15.205/IC7.2.2 Restricted Band

Pk - Peak detector


UL Korea, Ltd. Suwon Laboratory FORM ID: FCC_15C
218 Maeyeong-ro, Yeongtong-gu, Suwon-si, Gyeonggi-do, 16675, Korea TEL: (031) 337-9902 FAX: (031) 213-5433
UL Korea, Ltd. Confidential
*This report shall not be reproduced except in full, without the written approval of* UL Korea, Ltd.

# 10. AC POWER LINE CONDUCTED EMISSIONS

**LIMITS**

FCC §15.207 (a)

| Frequency of Emission (MHz) | Conducted Limit (dBuV) | |
|---|---|---|
| | Quasi-peak | Average |
| 0.15-0.5 | 66 to 56 * | 56 to 46 * |
| 0.5-5 | 56 | 46 |
| 5-30 | 60 | 50 |

* Decreases with the logarithm of the frequency.

**TEST PROCEDURE**

The EUT is placed on a non-conducting table 40 cm from the vertical ground plane and 80 cm above the horizontal ground plane. The EUT is configured in accordance with ANSI C63.10.

The receiver is set to a resolution bandwidth of 9 kHz. Peak detection is used unless otherwise noted as quasi-peak or average.

Line conducted data is recorded for both NEUTRAL and HOT lines.

**RESULTS**


UL Korea, Ltd. Confidential
*This report shall not be reproduced except in full, without the written approval of* UL Korea, Ltd.

## 6 WORST EMISSIONS

### LINE 1 PLOT

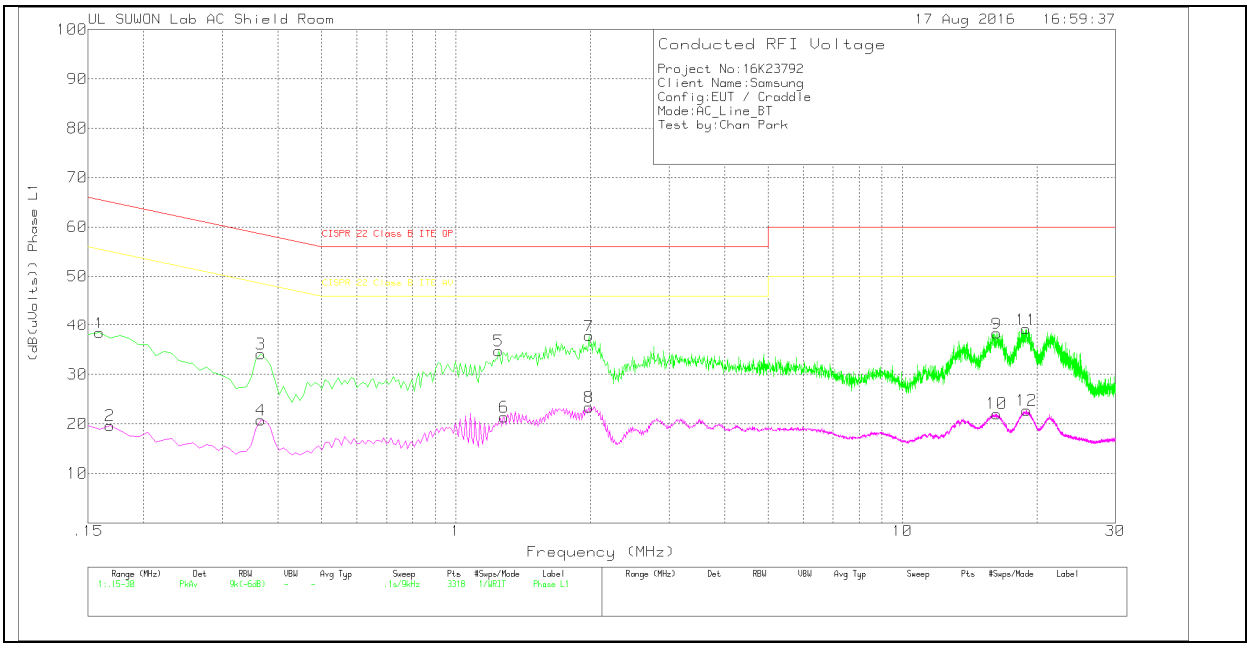



UL Korea, Ltd. Suwon Laboratory FORM ID: FCC_15C
218 Maeyeong-ro, Yeongtong-gu, Suwon-si, Gyeonggi-do, 16675, Korea TEL: (031) 337-9902 FAX: (031) 213-5433
UL Korea, Ltd. Confidential
*This report shall not be reproduced except in full, without the written approval of* UL Korea, Ltd.

# LINE 1 RESULTS

Trace Markers

Phase L1 .15 - 30MHz

| Marker | Frequency (MHz) | Meter Reading (dBuV) | Det | 101837_with ex-cord_L1 | CE Shield Room | Corrected Reading (dB(uVolts)) | CISPR 22 Class B ITE QP | Margin (dB) | CISPR 22 Class B ITE AV | Margin (dB) |
|---|---|---|---|---|---|---|---|---|---|---|
| 1 | .159 | 28.41 | Pk | 10 | 0 | 38.41 | 65.52 | -27.11 | - | - |
| 2 | .168 | 9.42 | Av | 10.2 | 0 | 19.62 | - | - | 55.06 | -35.44 |
| 3 | .366 | 23.97 | Pk | 10.1 | 0 | 34.07 | 58.59 | -24.52 | - | - |
| 4 | .366 | 10.66 | Av | 10.1 | 0 | 20.76 | - | - | 48.59 | -27.83 |
| 5 | 1.248 | 24.74 | Pk | 9.9 | .1 | 34.74 | 56 | -21.26 | - | - |
| 6 | 1.284 | 11.38 | Av | 9.9 | .1 | 21.38 | - | - | 46 | -24.62 |
| 7 | 1.986 | 27.94 | Pk | 9.8 | .1 | 37.84 | 56 | -18.16 | - | - |
| 8 | 1.986 | 13.46 | Av | 9.8 | .1 | 23.36 | - | - | 46 | -22.64 |
| 9 | 16.278 | 27.86 | Pk | 10.2 | .2 | 38.26 | 60 | -21.74 | - | - |
| 10 | 16.287 | 11.65 | Av | 10.2 | .2 | 22.05 | - | - | 50 | -27.95 |
| 11 | 18.924 | 28.62 | Pk | 10.4 | .2 | 39.22 | 60 | -20.78 | - | - |
| 12 | 18.987 | 12.11 | Av | 10.4 | .2 | 22.71 | - | - | 50 | -27.29 |

Pk - Peak detector

Av - Average detection


UL Korea, Ltd. Suwon Laboratory FORM ID: FCC_15C
218 Maeyeong-ro, Yeongtong-gu, Suwon-si, Gyeonggi-do, 16675, Korea TEL: (031) 337-9902 FAX: (031) 213-5433
UL Korea, Ltd. Confidential
*This report shall not be reproduced except in full, without the written approval of* UL Korea, Ltd.

# LINE 2 PLOT

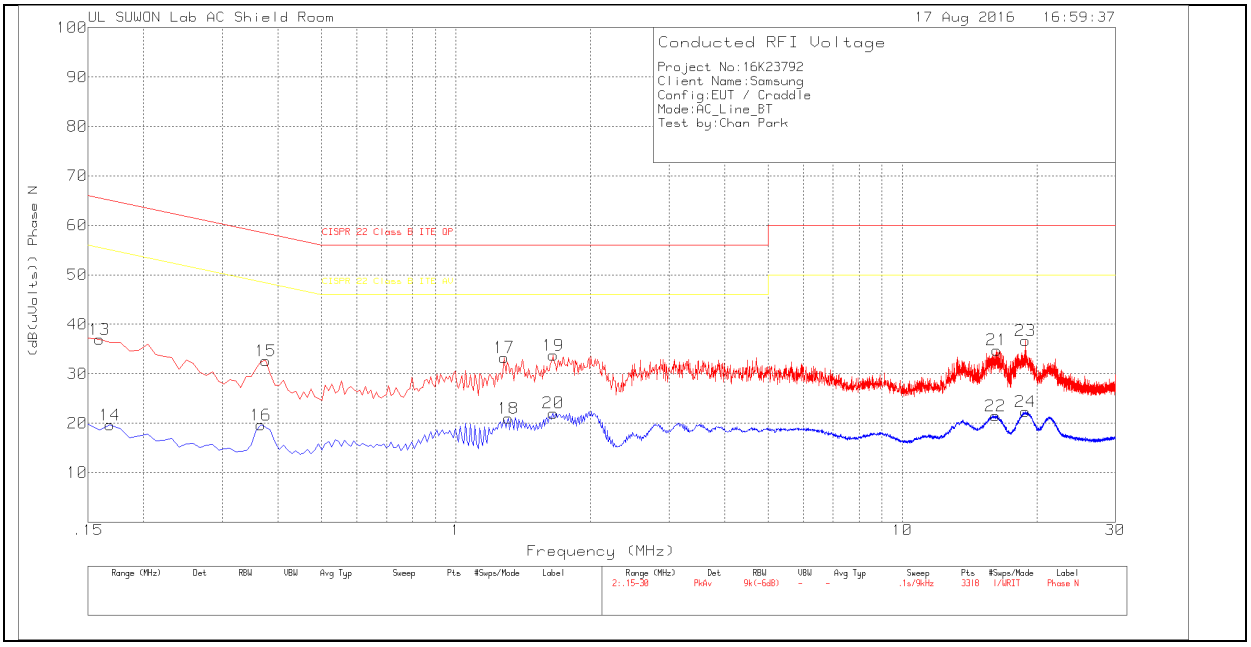



UL Korea, Ltd. Suwon Laboratory FORM ID: FCC_15C
218 Maeyeong-ro, Yeongtong-gu, Suwon-si, Gyeonggi-do, 16675, Korea TEL: (031) 337-9902 FAX: (031) 213-5433
UL Korea, Ltd. Confidential
*This report shall not be reproduced except in full, without the written approval of* UL Korea, Ltd.

## LINE 2 RESULTS

Trace Markers

Phase N .15 - 30MHz

| Marker | Frequency (MHz) | Meter Reading (dBuV) | Det | 101837_with ex-cord_N | CE Shield Room | Corrected Reading (dB(uVolts)) | CISPR 22 Class B ITE QP | Margin (dB) | CISPR 22 Class B ITE AV | Margin (dB) |
|---|---|---|---|---|---|---|---|---|---|---|
| 13 | .159 | 26.96 | Pk | 10 | 0 | 36.96 | 65.52 | -28.56 | - | - |
| 14 | .168 | 9.44 | Av | 10.2 | 0 | 19.64 | - | - | 55.06 | -35.42 |
| 15 | .375 | 22.51 | Pk | 10.1 | 0 | 32.61 | 58.39 | -25.78 | - | - |
| 16 | .366 | 9.57 | Av | 10.1 | 0 | 19.67 | - | - | 48.59 | -28.92 |
| 17 | 1.284 | 23.4 | Pk | 9.8 | .1 | 33.3 | 56 | -22.7 | - | - |
| 18 | 1.311 | 11.1 | Av | 9.8 | .1 | 21 | - | - | 46 | -25 |
| 19 | 1.653 | 23.87 | Pk | 9.8 | .1 | 33.77 | 56 | -22.23 | - | - |
| 20 | 1.653 | 12.15 | Av | 9.8 | .1 | 22.05 | - | - | 46 | -23.95 |
| 21 | 16.251 | 24.19 | Pk | 10.4 | .2 | 34.79 | 60 | -25.21 | - | - |
| 22 | 16.17 | 10.91 | Av | 10.4 | .2 | 21.51 | - | - | 50 | -28.49 |
| 23 | 18.843 | 25.91 | Pk | 10.6 | .2 | 36.71 | 60 | -23.29 | - | - |
| 24 | 18.861 | 11.51 | Av | 10.6 | .2 | 22.31 | - | - | 50 | -27.69 |

Pk - Peak detector

Av - Average detection


UL Korea, Ltd. Suwon Laboratory FORM ID: FCC_15C
218 Maeyeong-ro, Yeongtong-gu, Suwon-si, Gyeonggi-do, 16675, Korea TEL: (031) 337-9902 FAX: (031) 213-5433
UL Korea, Ltd. Confidential
*This report shall not be reproduced except in full, without the written approval of* UL Korea, Ltd.