802.11ax HE80M Ch.215(7025 MHz) 26 Tones 0 RU

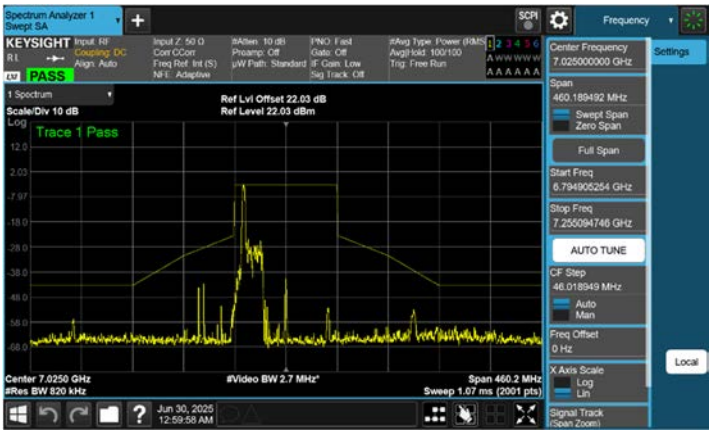

802.11ax HE80M Ch.215(7025 MHz) 52 Tones 37 RU

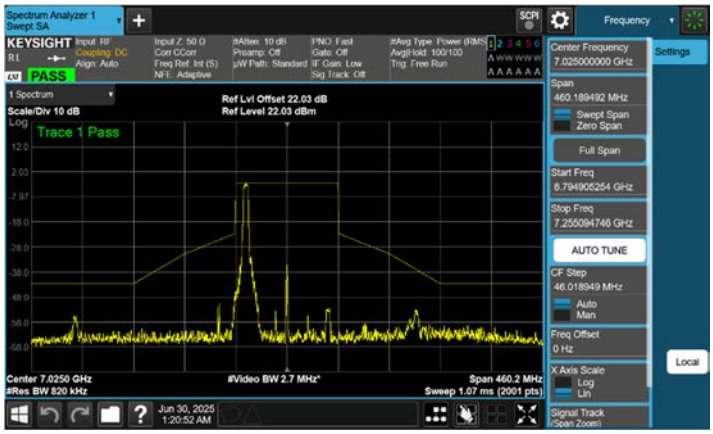

802.11ax HE80M Ch.215(7025 MHz) 106 Tones 53 RU

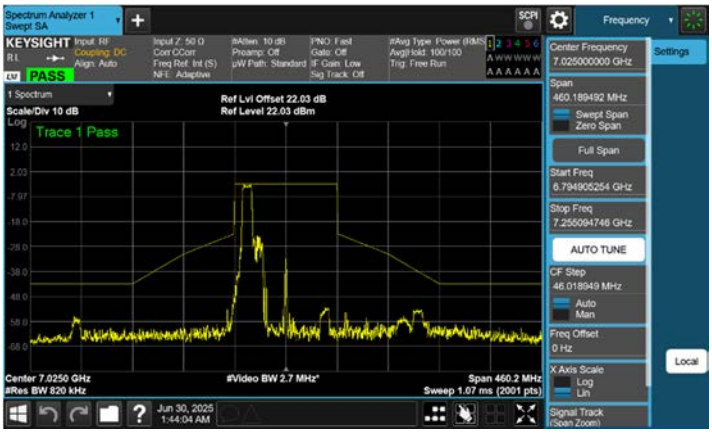

802.11ax HE80M Ch.215(7025 MHz) 242 Tones 61 RU

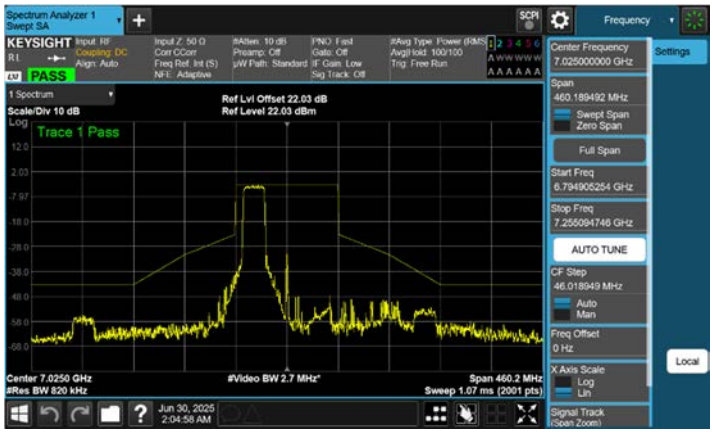

802.11ax HE80M Ch.215(7025 MHz) 484 Tones 65 RU

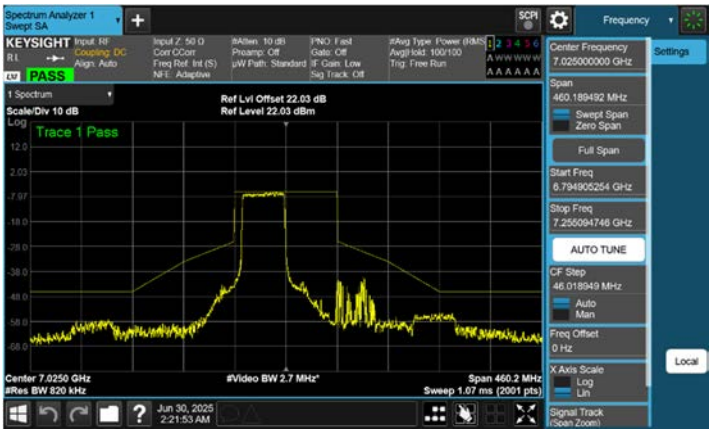

802.11ax HE80M Ch.215(7025 MHz) 996 Tones 67 RU

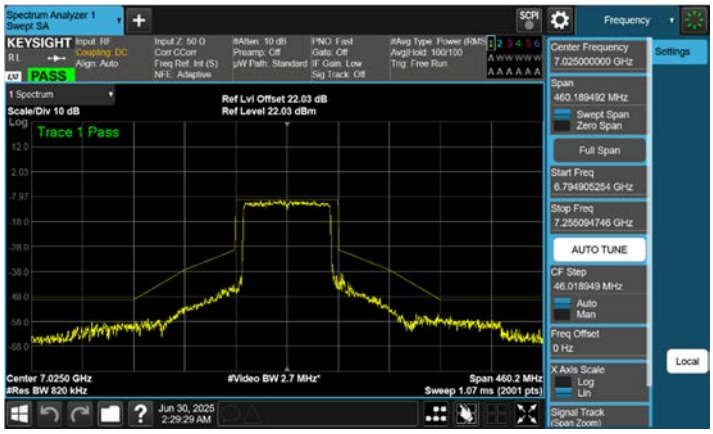

The report shall not be (partly) reproduced except in full without approval of the laboratory.

802.11ax HE80M Ch.215(7025 MHz) SU

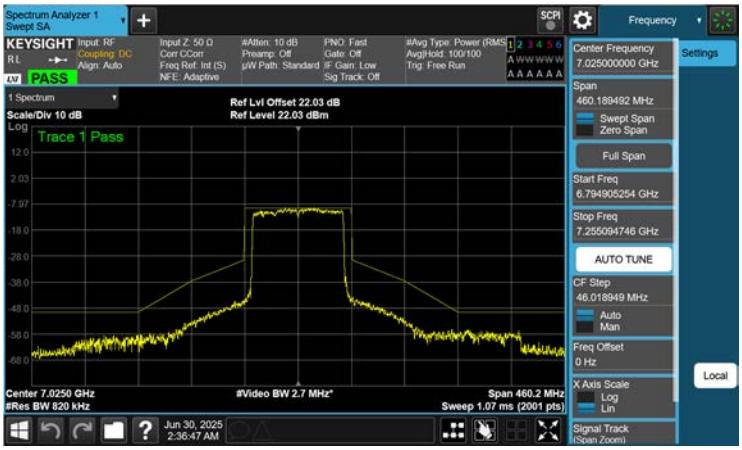

The report shall not be (partly) reproduced except in full without approval of the laboratory.

802.11ax HE160M_80L Ch.15(6025 MHz) 26 Tones 0 RU

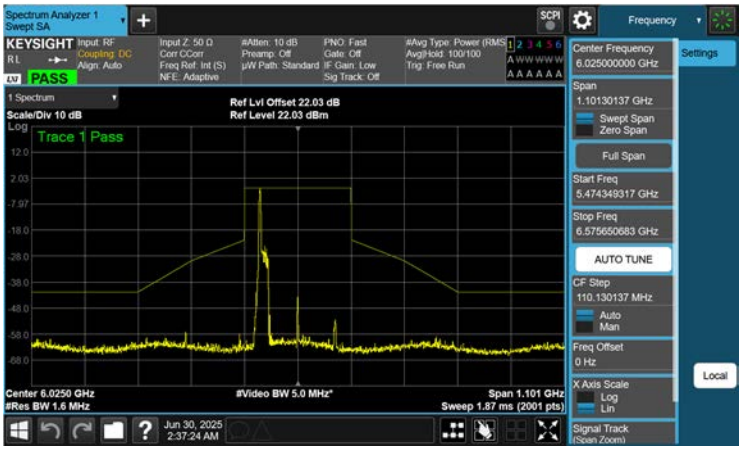

802.11ax HE160M_80L Ch.15(6025 MHz) 52 Tones 37 RU

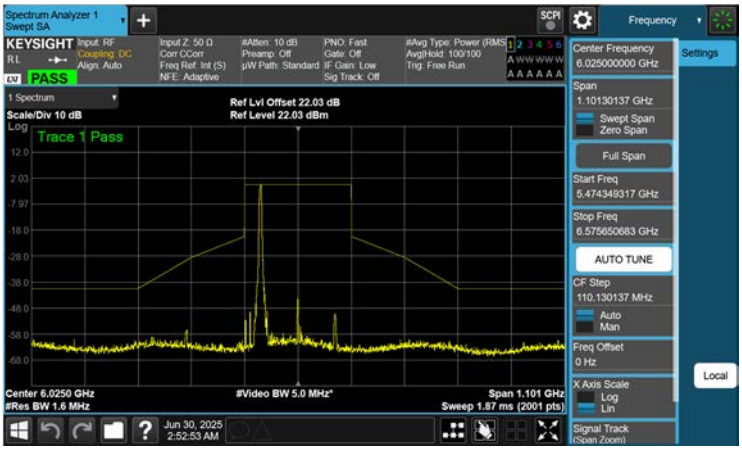

802.11ax HE160M_80L Ch.15(6025 MHz) 106 Tones 53 RU

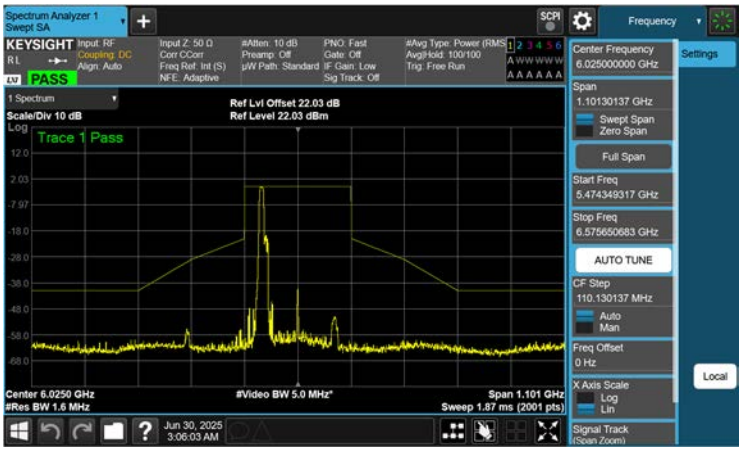

802.11ax HE160M_80L Ch.15(6025 MHz) 242 Tones 61 RU

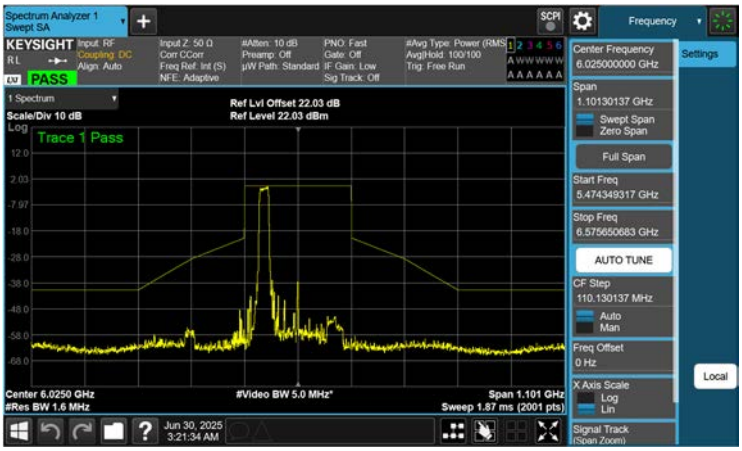

802.11ax HE160M_80L Ch.15(6025 MHz) 484 Tones 65 RU

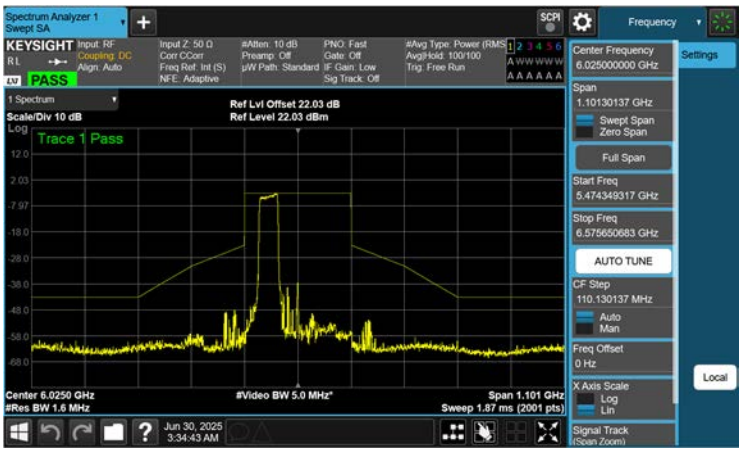

802.11ax HE160M_80L Ch.15(6025 MHz) 996 Tones 67 RU

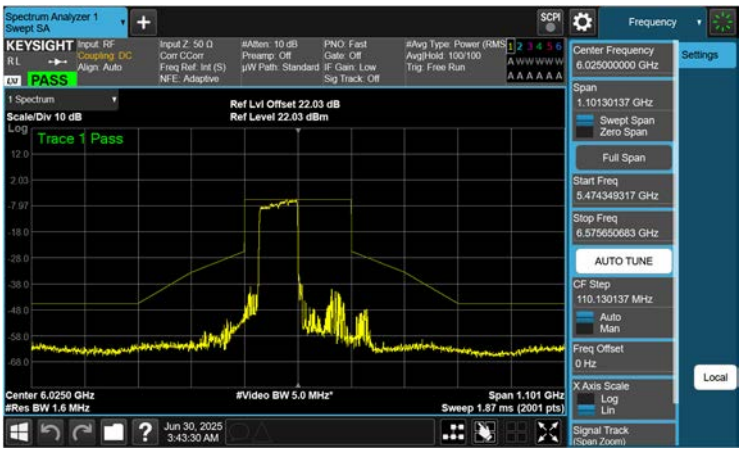

The report shall not be (partly) reproduced except in full without approval of the laboratory.

802.11ax HE160M Ch.15(6025 MHz) SU	802.11ax HE160M Ch.15(6025 MHz) 2x996 Tones 68 RU
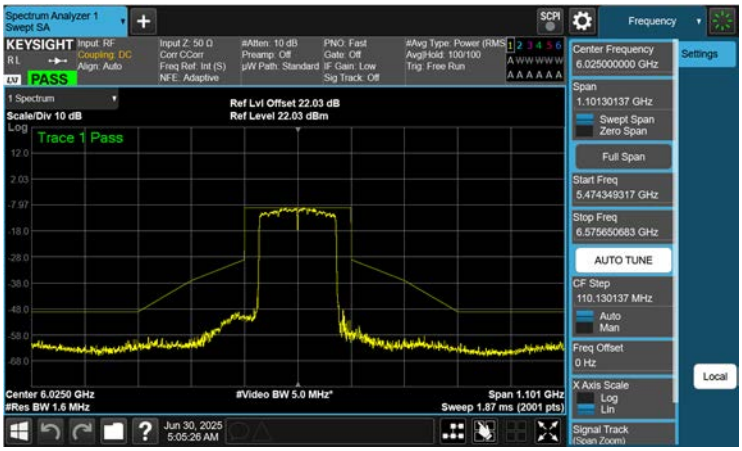	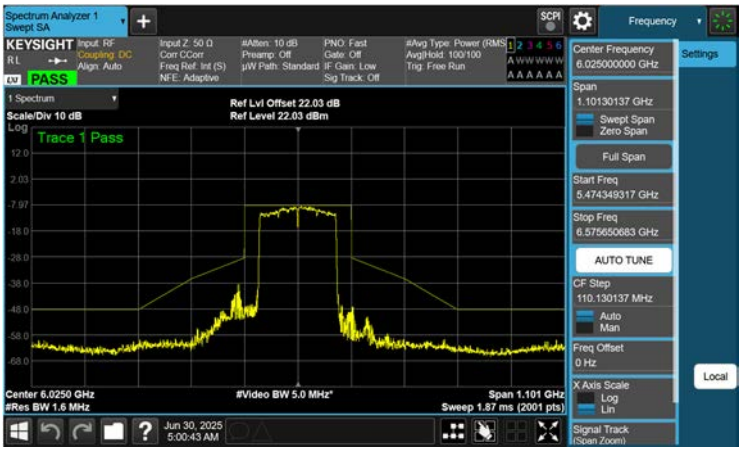

802.11a Ch.233(7115 MHz)

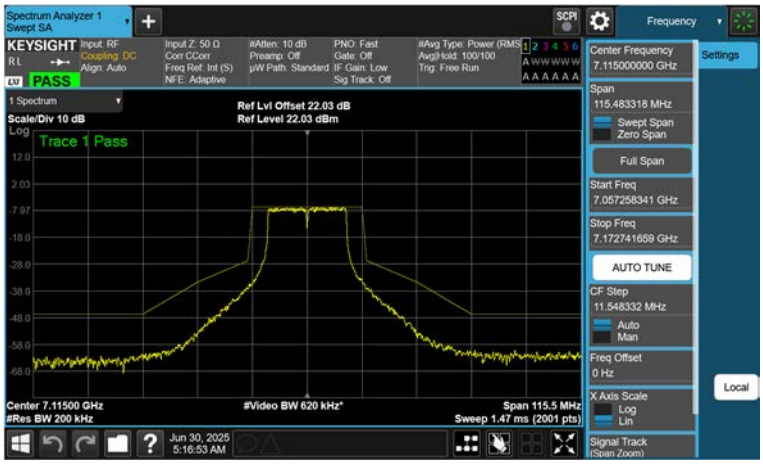

The report shall not be (partly) reproduced except in full without approval of the laboratory.

[Very Low Power Device]

[Ant.1]

802.11ax HE20M Ch.45(6175 MHz) 26 Tones 0 RU

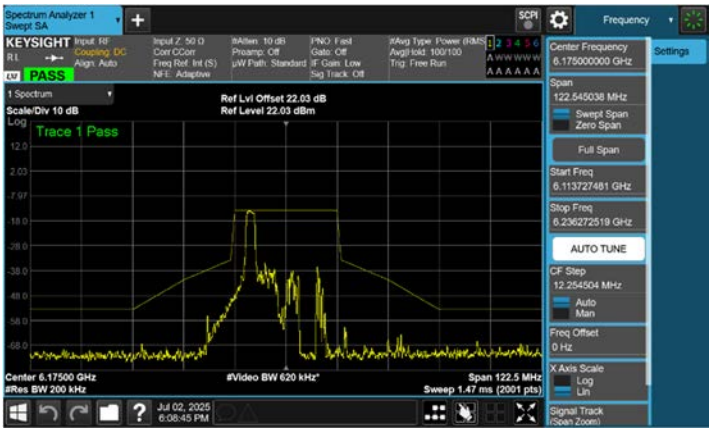

802.11ax HE20M Ch.45(6175 MHz) 52 Tones 37 RU

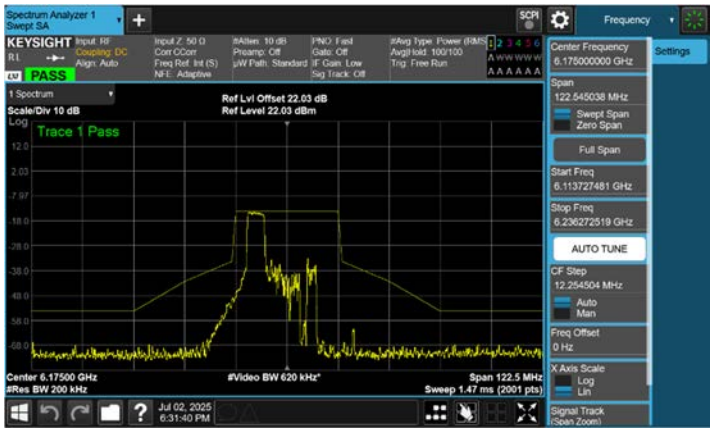

802.11ax HE20M Ch.45(6175 MHz) 106 Tones 53 RU

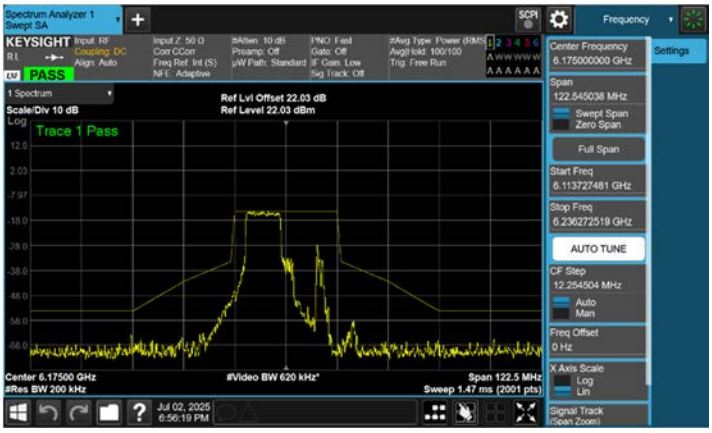

802.11ax HE20M Ch.45(6175 MHz) 242 Tones 61 RU

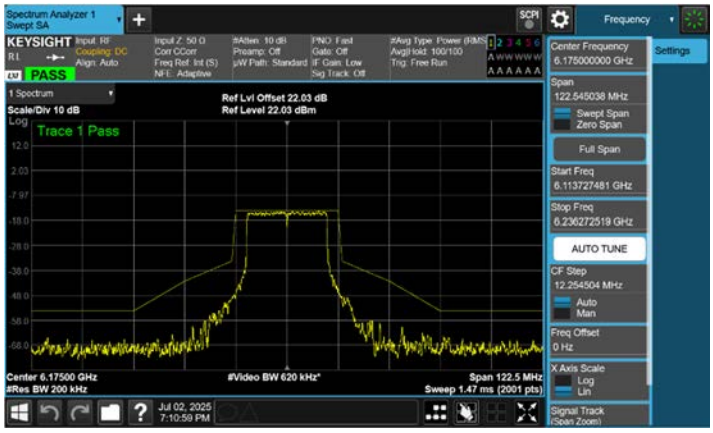

802.11ax HE20M Ch.45(6175 MHz) SU

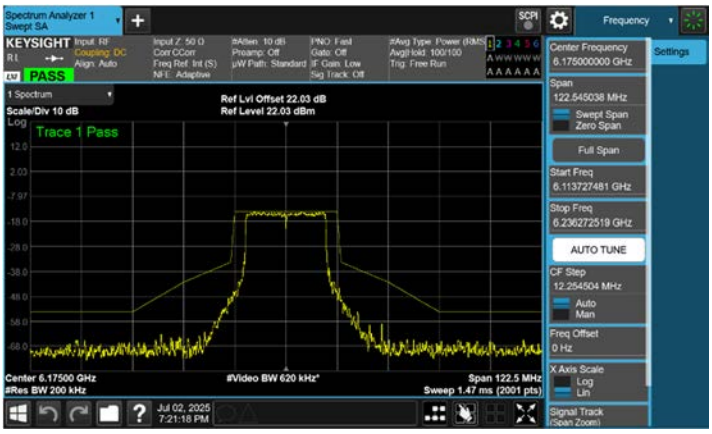

The report shall not be (partly) reproduced except in full without approval of the laboratory.

802.11ax HE40M Ch.43(6165 MHz) 26 Tones 0 RU

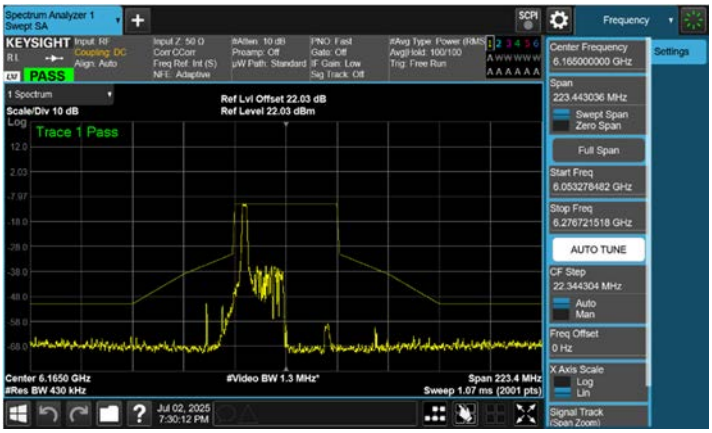

802.11ax HE40M Ch.43(6165 MHz) 52 Tones 37 RU

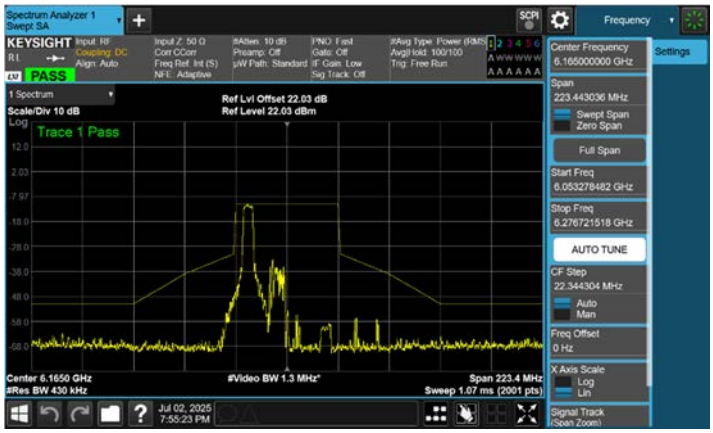

802.11ax HE40M Ch.43(6165 MHz) 106 Tones 53 RU

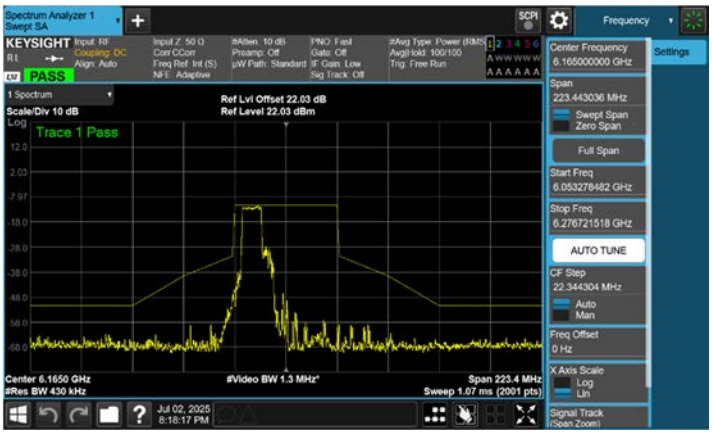

802.11ax HE40M Ch.43(6165 MHz) 242 Tones 61 RU

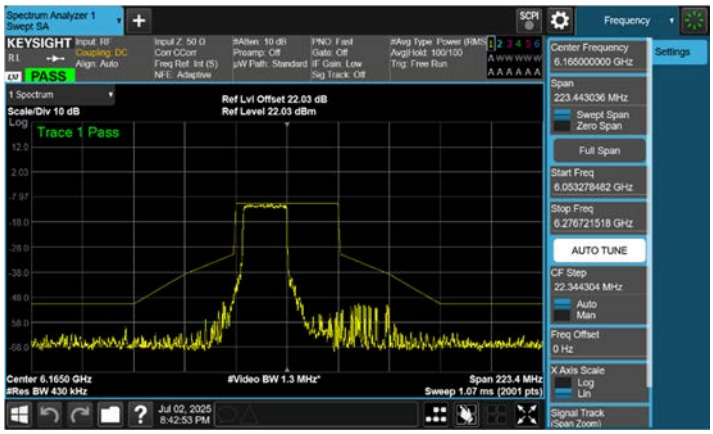

802.11ax HE40M Ch.43(6165 MHz) 484 Tones 65 RU

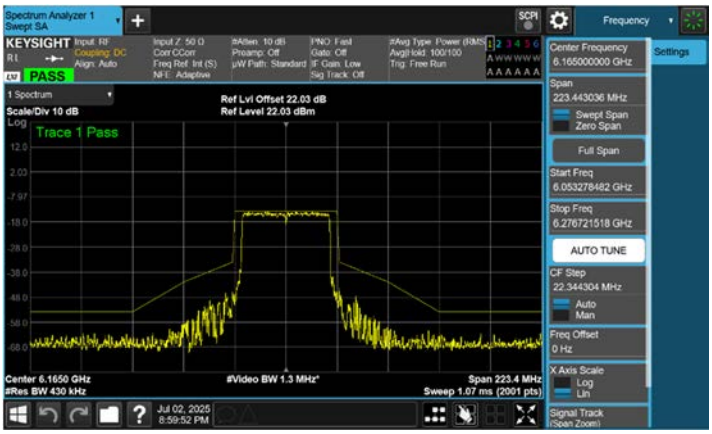

802.11ax HE40M Ch.43(6165 MHz) SU

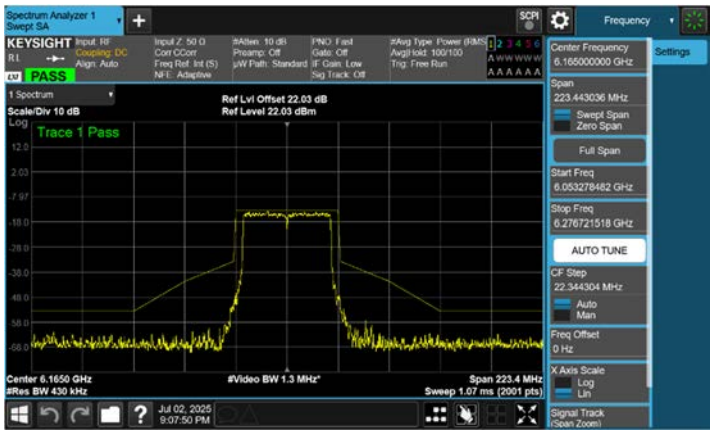

The report shall not be (partly) reproduced except in full without approval of the laboratory.

802.11ax HE80M Ch.39(6145 MHz) 26 Tones 0 RU

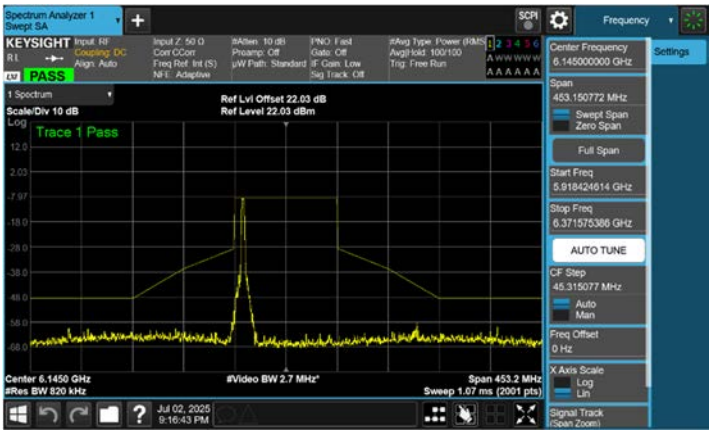

802.11ax HE80M Ch.39(6145 MHz) 52 Tones 37 RU

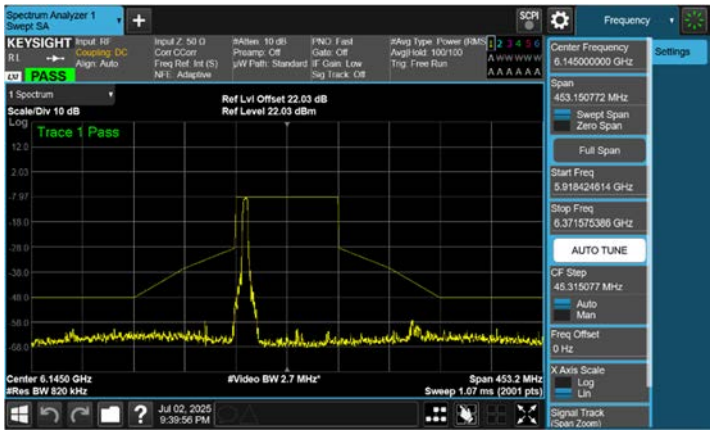

802.11ax HE80M Ch.39(6145 MHz) 106 Tones 53 RU

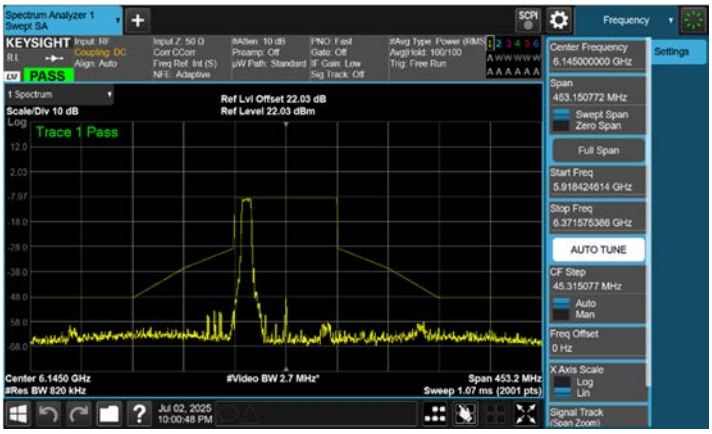

802.11ax HE80M Ch.39(6145 MHz) 242 Tones 61 RU

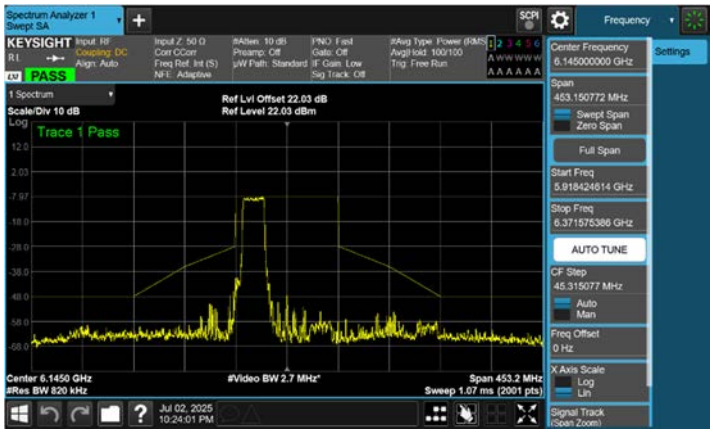

802.11ax HE80M Ch.39(6145 MHz) 484 Tones 65 RU

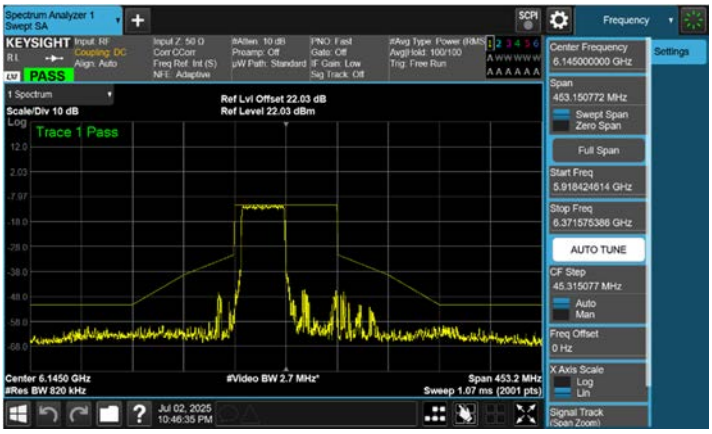

802.11ax HE80M Ch.39(6145 MHz) 996 Tones 67 RU

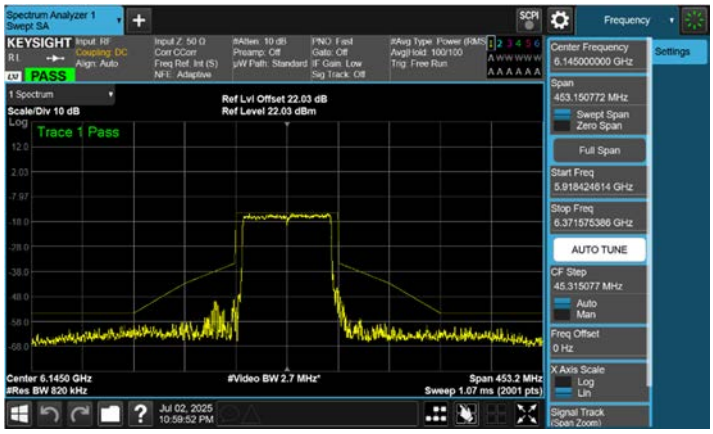

The report shall not be (partly) reproduced except in full without approval of the laboratory.

802.11ax HE80M Ch.39(6145 MHz) SU

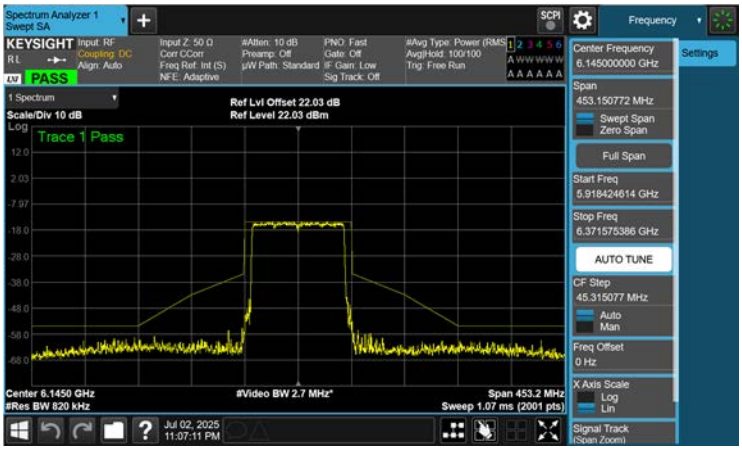

The report shall not be (partly) reproduced except in full without approval of the laboratory.

802.11ax HE160M_80L Ch.207(6985 MHz) 26 Tones 0 RU

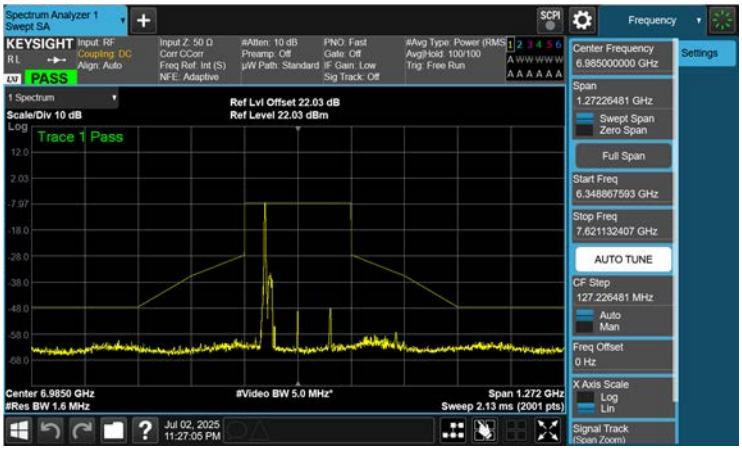

802.11ax HE160M_80L Ch.207(6985 MHz) 52 Tones 37 RU

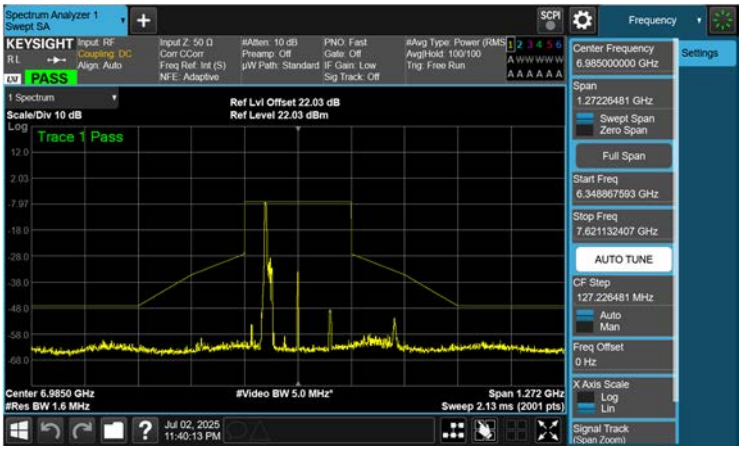

802.11ax HE160M_80L Ch.207(6985 MHz) 106 Tones 53 RU

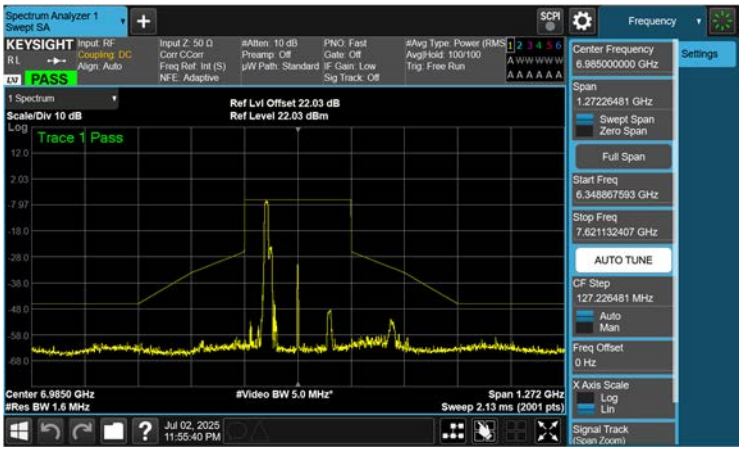

802.11ax HE160M_80L Ch.207(6985 MHz) 242 Tones 61 RU

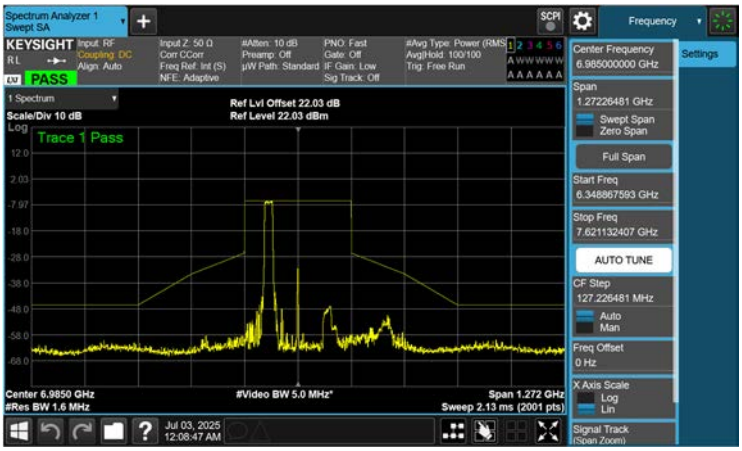

802.11ax HE160M_80L Ch.207(6985 MHz) 484 Tones 65 RU

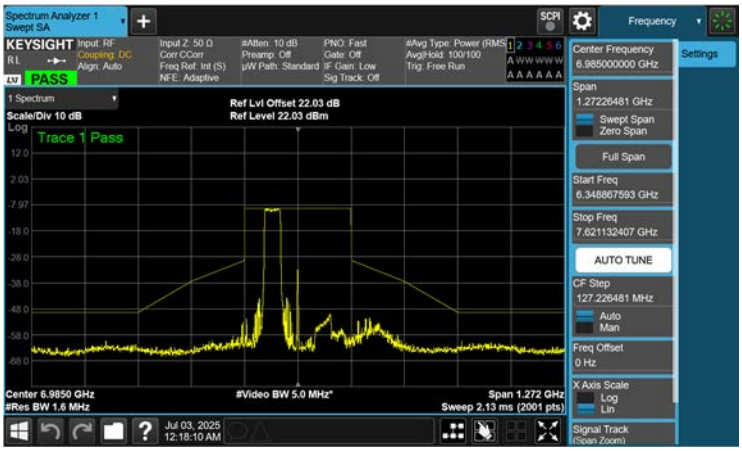

802.11ax HE160M_80L Ch.207(6985 MHz) 996 Tones 67 RU

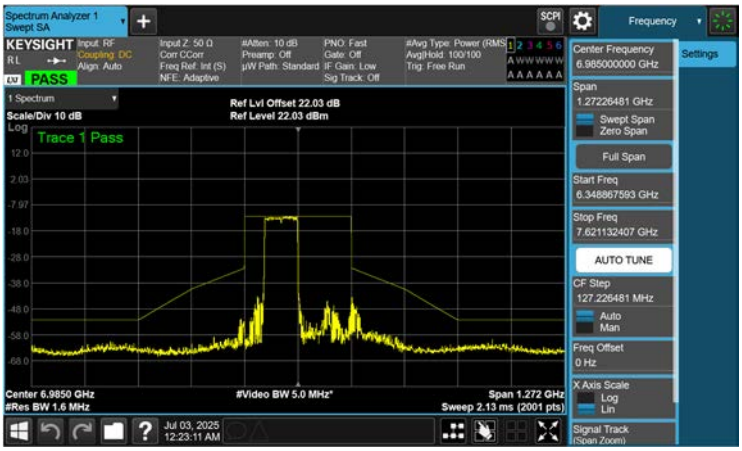

The report shall not be (partly) reproduced except in full without approval of the laboratory.

802.11ax HE160M Ch.207(6985 MHz) SU	802.11ax HE160M Ch.207(6985 MHz) 2x996 Tones 68 RU
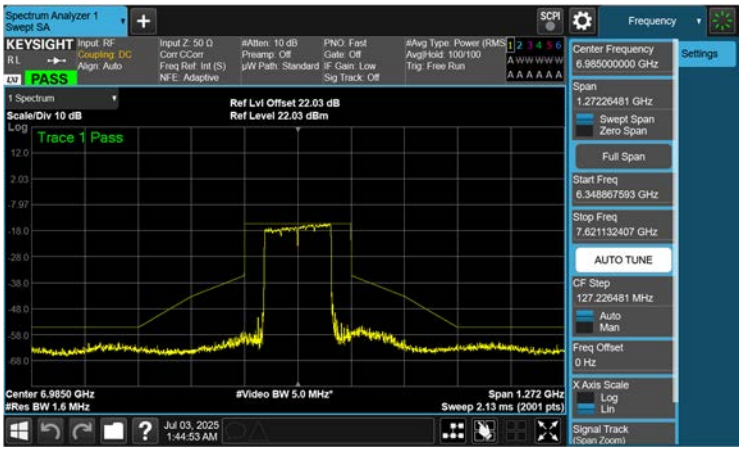	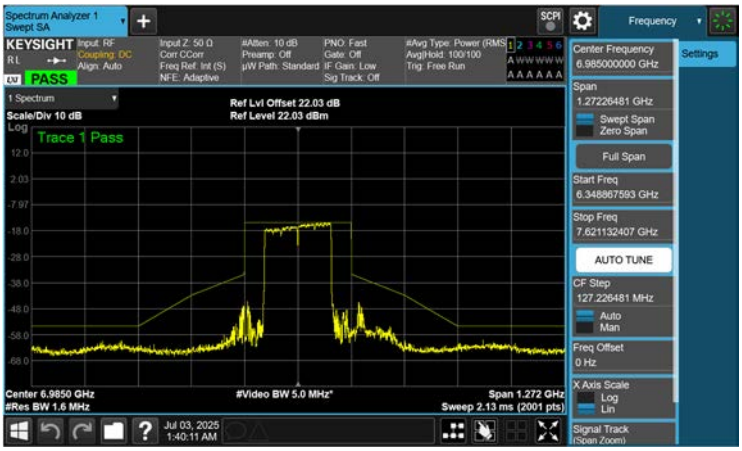

802.11a Ch.185(6875 MHz)

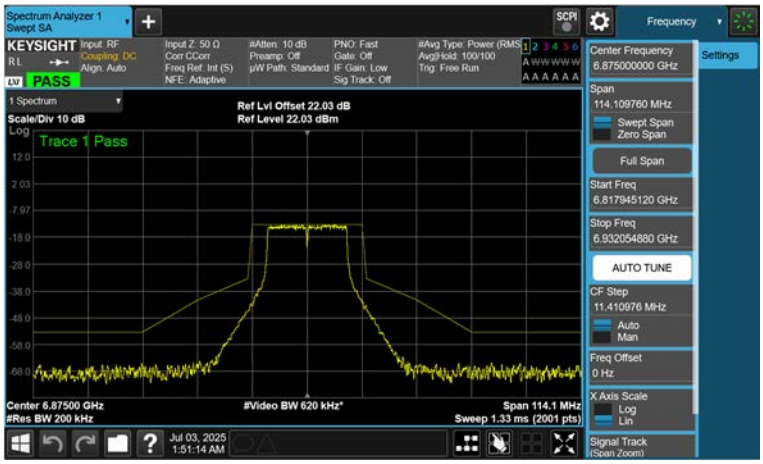

The report shall not be (partly) reproduced except in full without approval of the laboratory.

[Ant.2]

802.11ax HE20M Ch.185(6875 MHz) 26 Tones 0 RU

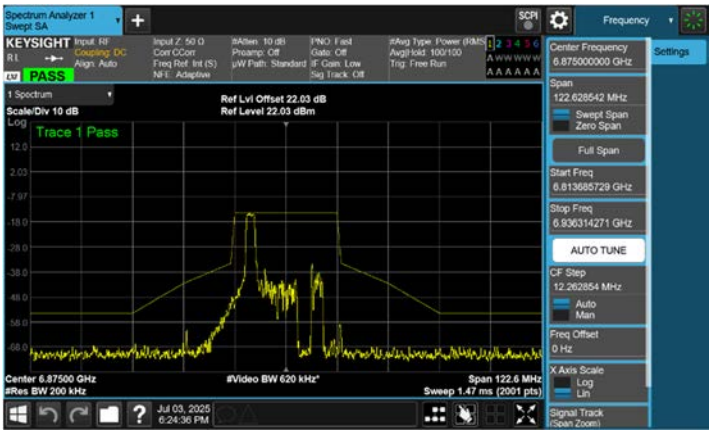

802.11ax HE20M Ch.185(6875 MHz) 52 Tones 37 RU

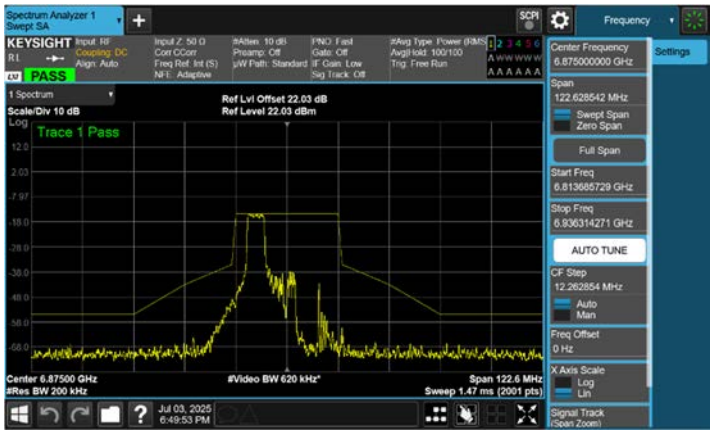

802.11ax HE20M Ch.185(6875 MHz) 106 Tones 53 RU

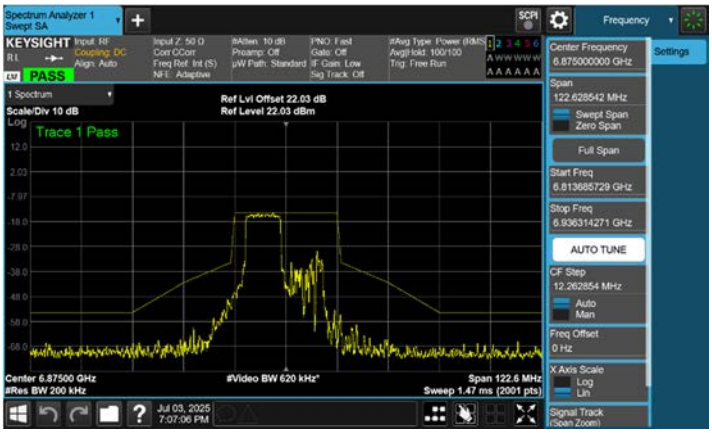

802.11ax HE20M Ch.185(6875 MHz) 242 Tones 61 RU

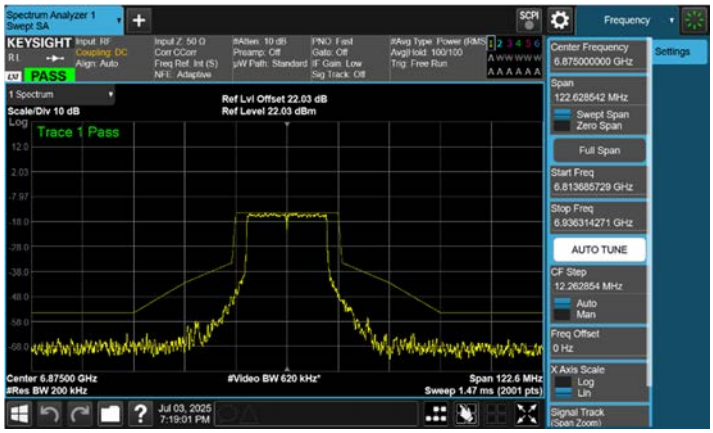

802.11ax HE20M Ch.185(6875 MHz) SU

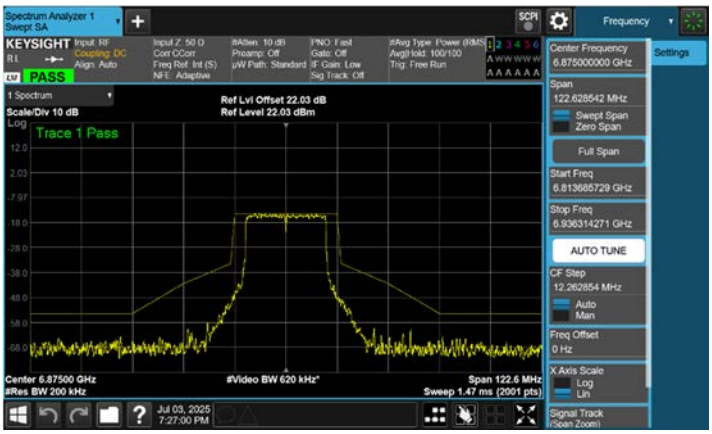

The report shall not be (partly) reproduced except in full without approval of the laboratory.

802.11ax HE40M Ch.115(6525 MHz) 26 Tones 0 RU

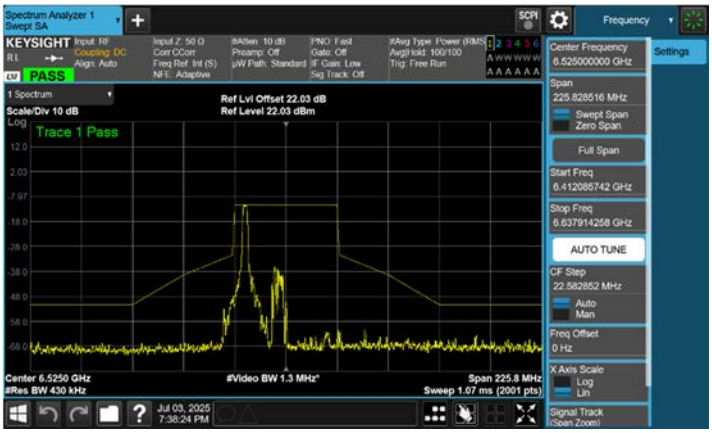

802.11ax HE40M Ch.115(6525 MHz) 52 Tones 37 RU

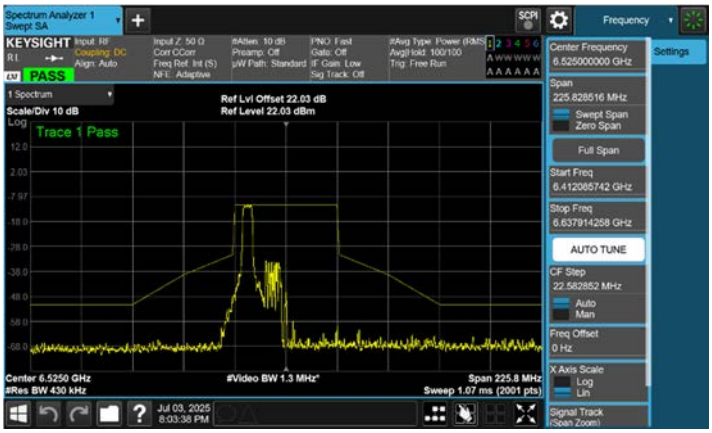

802.11ax HE40M Ch.115(6525 MHz) 106 Tones 53 RU

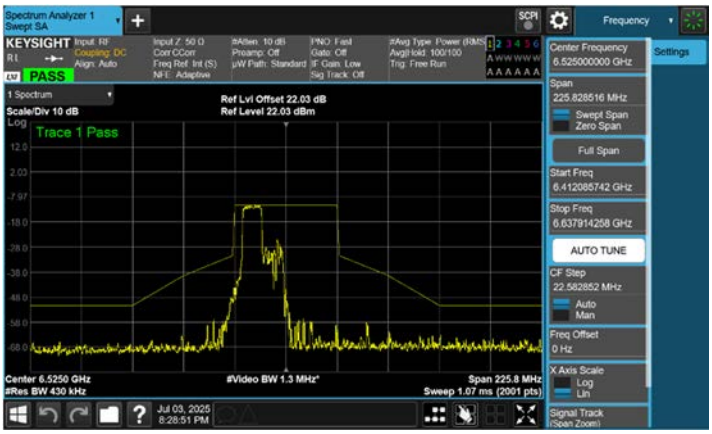

802.11ax HE40M Ch.115(6525 MHz) 242 Tones 61 RU

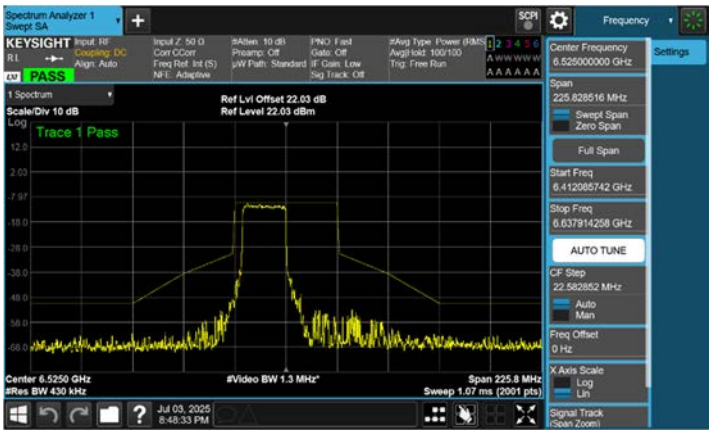

802.11ax HE40M Ch.115(6525 MHz) 484 Tones 65 RU

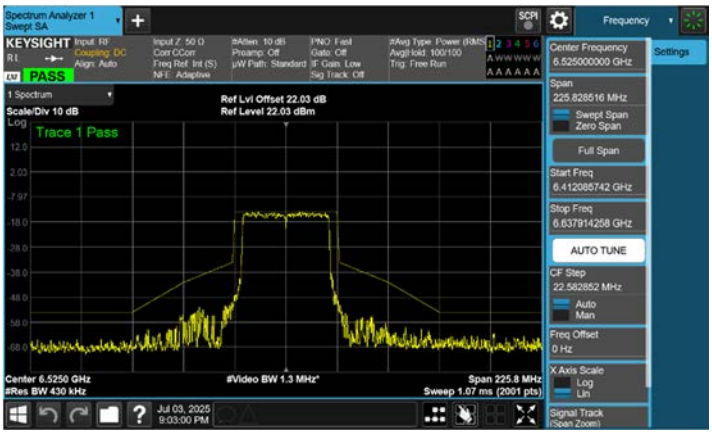

802.11ax HE40M Ch.115(6525 MHz) SU

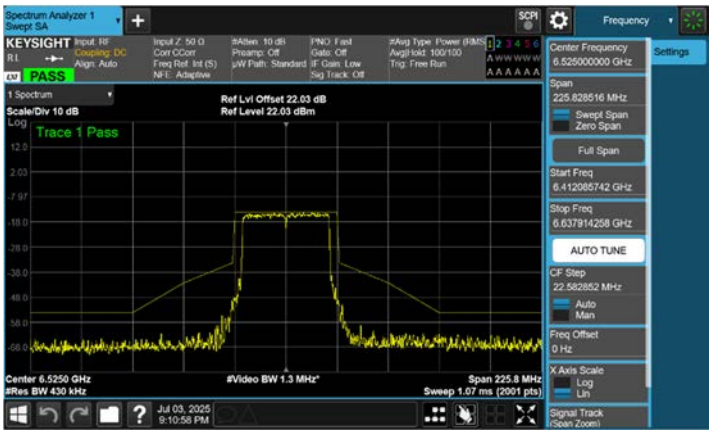

The report shall not be (partly) reproduced except in full without approval of the laboratory.

802.11ax HE80M Ch.87(6385 MHz) 26 Tones 0 RU

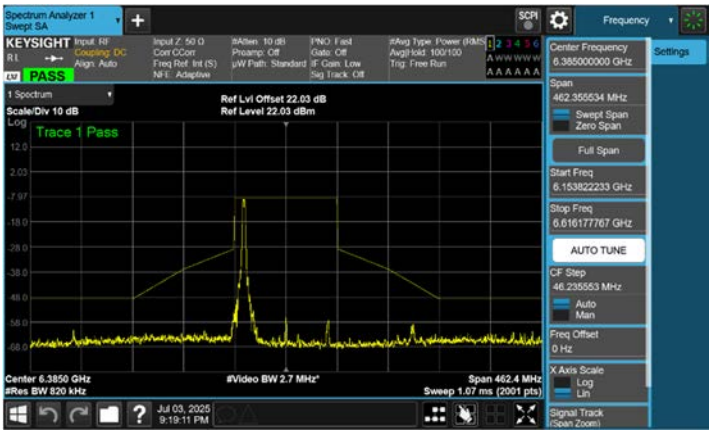

802.11ax HE80M Ch.87(6385 MHz) 52 Tones 37 RU

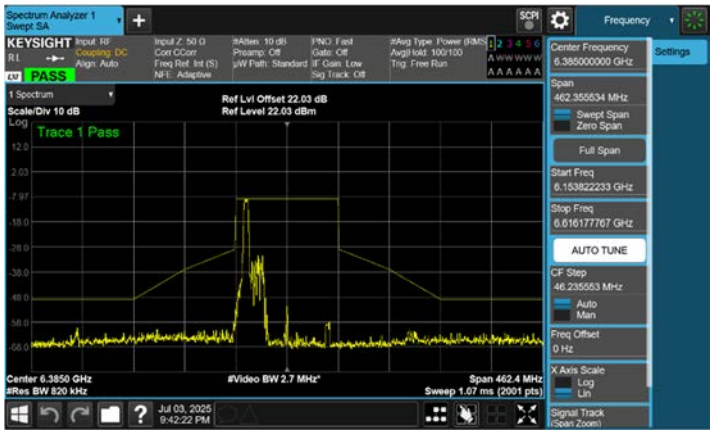

802.11ax HE80M Ch.87(6385 MHz) 106 Tones 53 RU

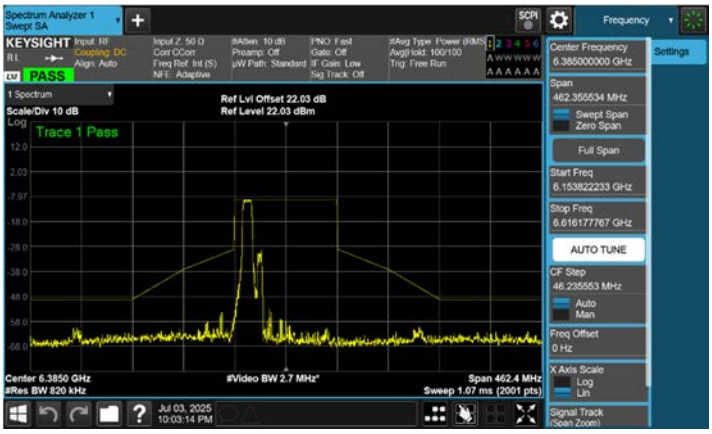

802.11ax HE80M Ch.87(6385 MHz) 242 Tones 61 RU

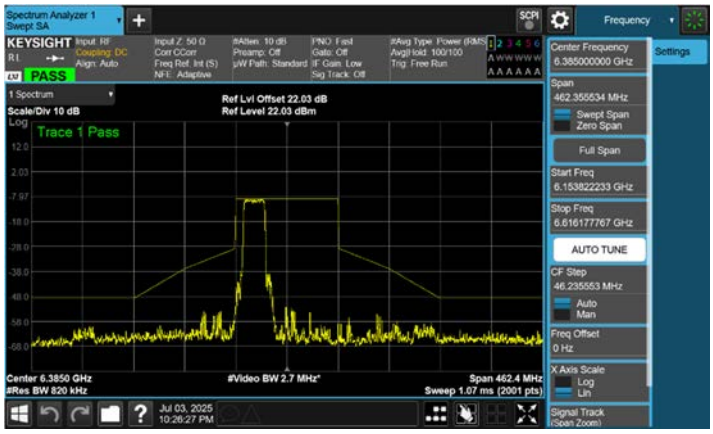

802.11ax HE80M Ch.87(6385 MHz) 484 Tones 65 RU

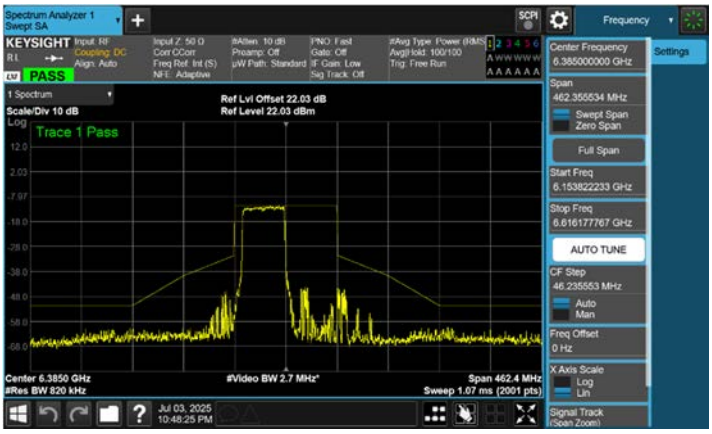

802.11ax HE80M Ch.87(6385 MHz) 996 Tones 67 RU

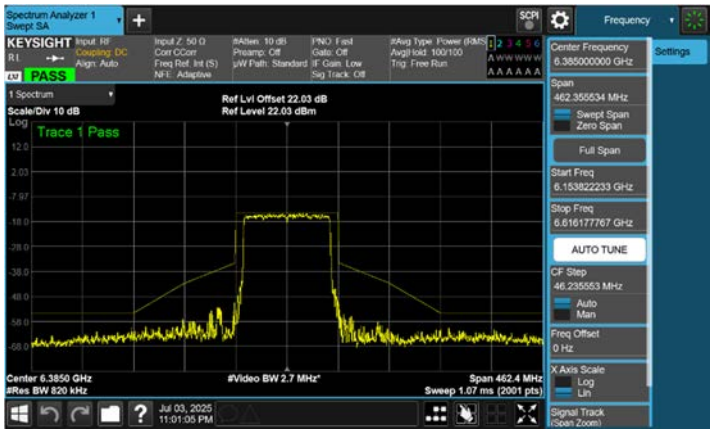

The report shall not be (partly) reproduced except in full without approval of the laboratory.

802.11ax HE80M Ch.87(6385 MHz) SU

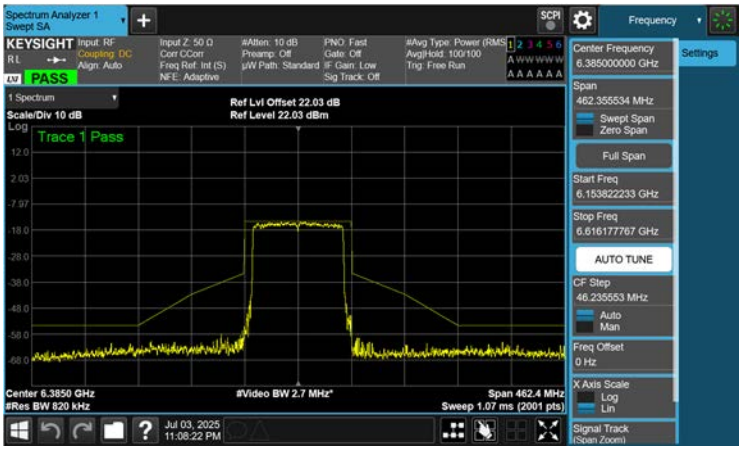

The report shall not be (partly) reproduced except in full without approval of the laboratory.

802.11ax HE160M_80L Ch.207(6985 MHz) 26 Tones 0 RU

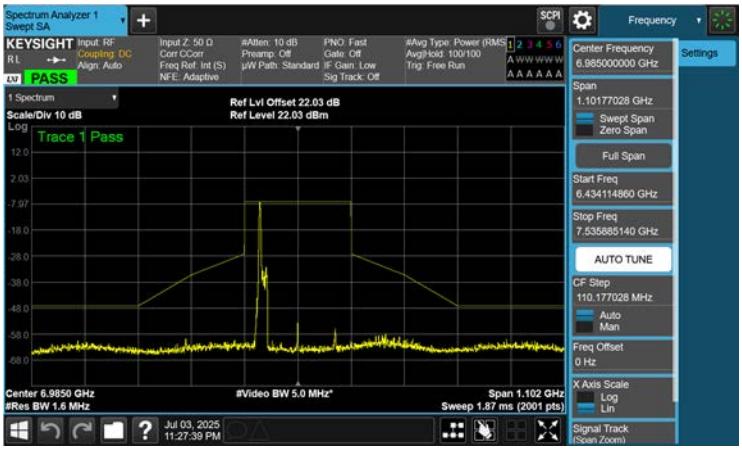

802.11ax HE160M_80L Ch.207(6985 MHz) 52 Tones 37 RU

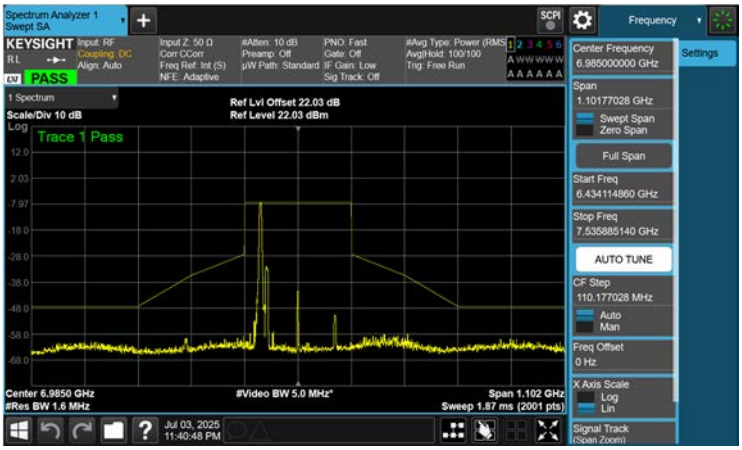

802.11ax HE160M_80L Ch.207(6985 MHz) 106 Tones 53 RU

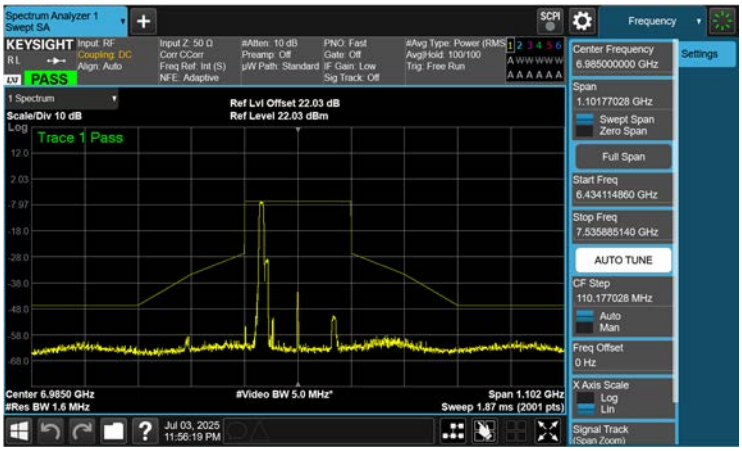

802.11ax HE160M_80L Ch.207(6985 MHz) 242 Tones 61 RU

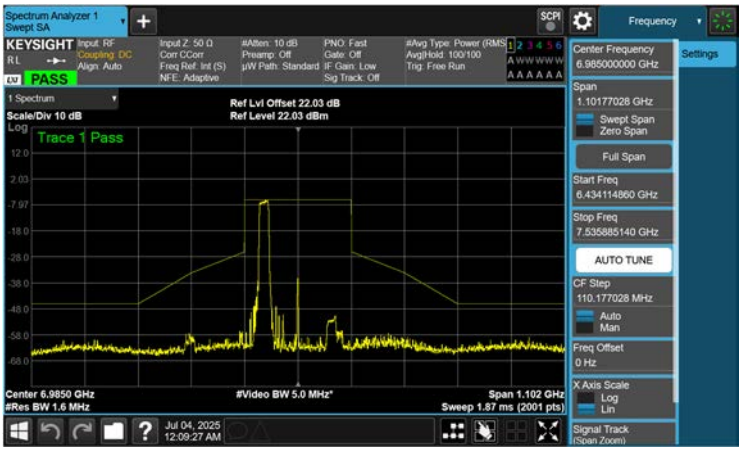

802.11ax HE160M_80L Ch.207(6985 MHz) 484 Tones 65 RU

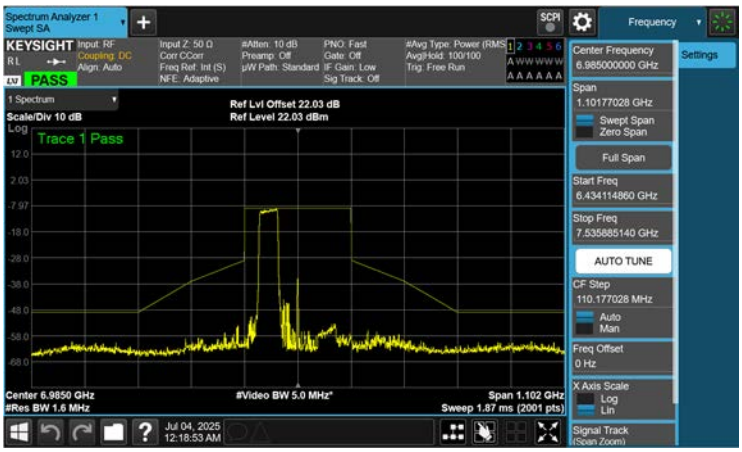

802.11ax HE160M_80L Ch.207(6985 MHz) 996 Tones 67 RU

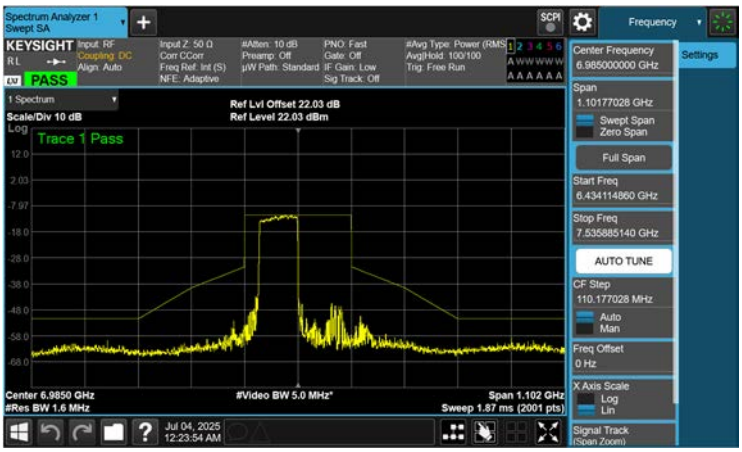

The report shall not be (partly) reproduced except in full without approval of the laboratory.

802.11ax HE160M Ch.207(6985 MHz) SU	802.11ax HE160M Ch.207(6985 MHz) 2x996 Tones 68 RU
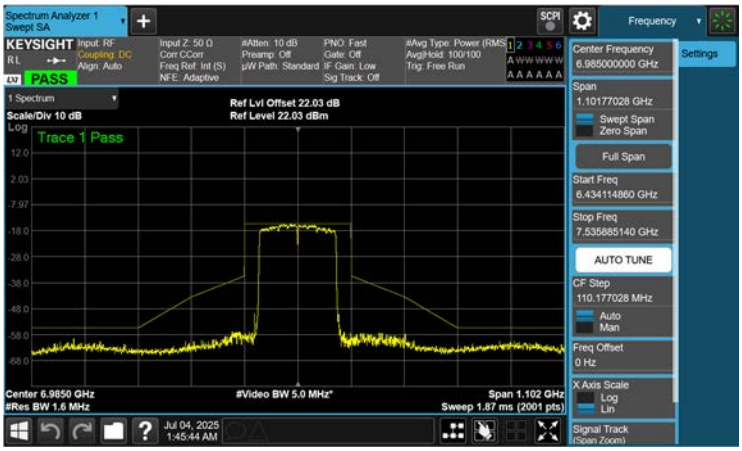	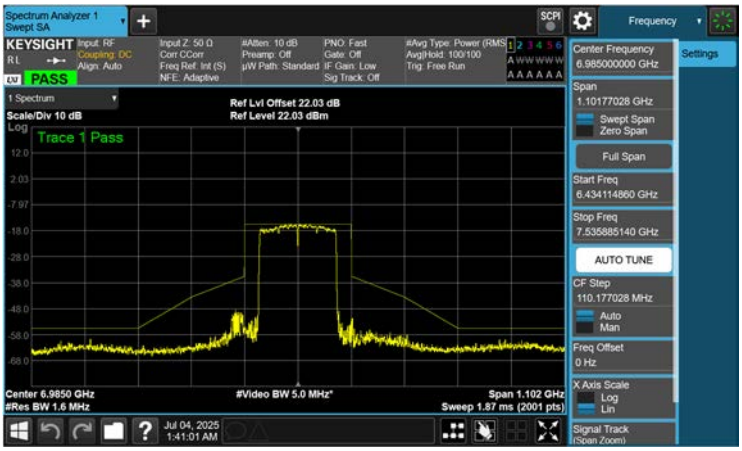

802.11a Ch.149(6695 MHz)

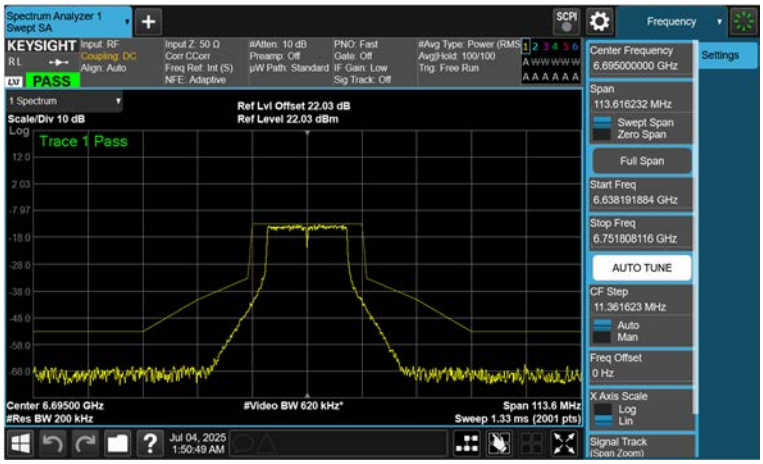

The report shall not be (partly) reproduced except in full without approval of the laboratory.

[Ant.1]

802.11ax HE20M Ch.93(6415 MHz) 26 Tones 0 RU

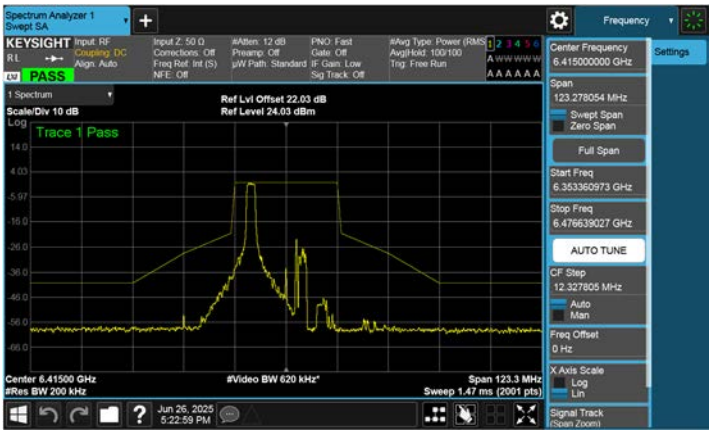

802.11ax HE20M Ch.93(6415 MHz) 52 Tones 37 RU

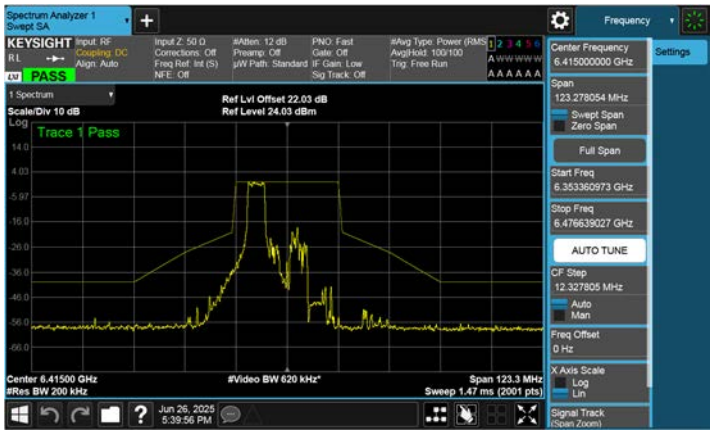

802.11ax HE20M Ch.93(6415 MHz) 106 Tones 53 RU

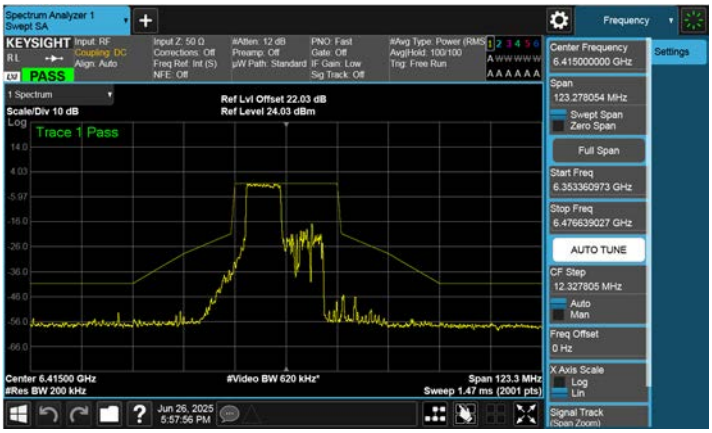

802.11ax HE20M Ch.93(6415 MHz) 242 Tones 61 RU

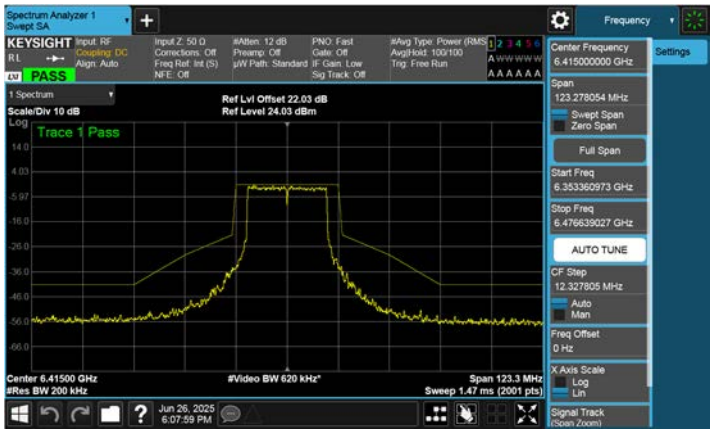

802.11ax HE20M Ch.93(6415 MHz) SU

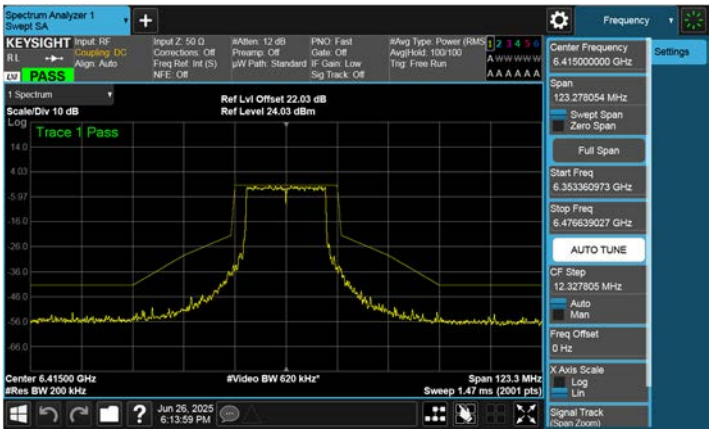

The report shall not be (partly) reproduced except in full without approval of the laboratory.

802.11ax HE40M Ch.3(5965 MHz) 26 Tones 0 RU

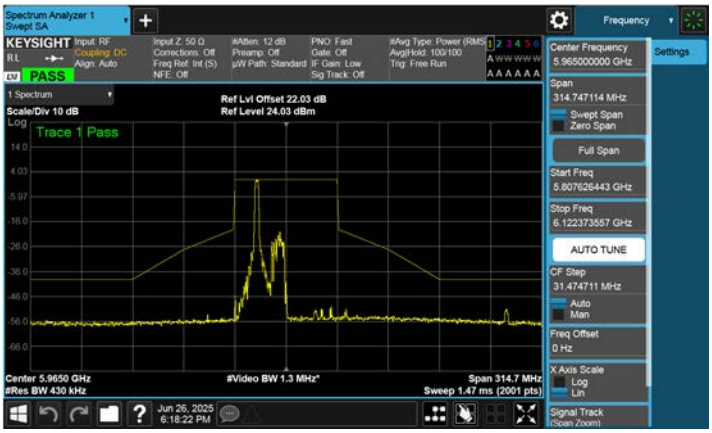

802.11ax HE40M Ch.3(5965 MHz) 52 Tones 37 RU

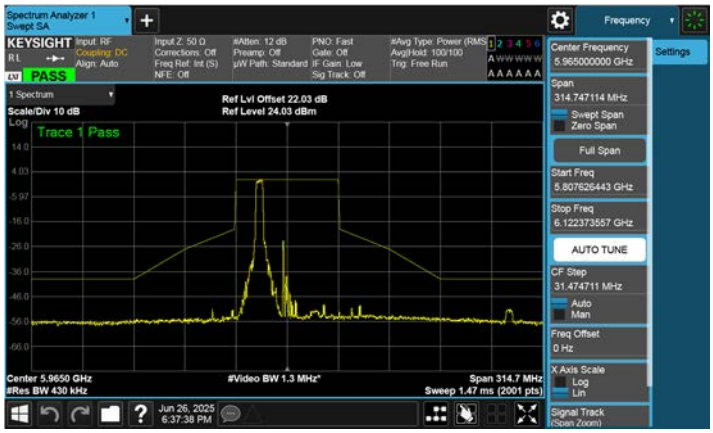

802.11ax HE40M Ch.3(5965 MHz) 106 Tones 53 RU

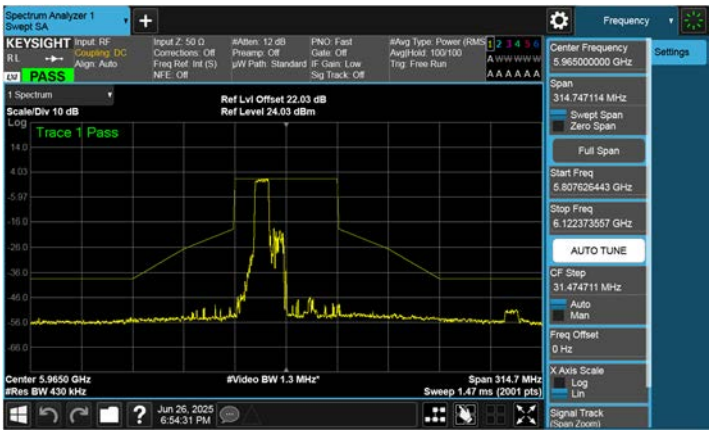

802.11ax HE40M Ch.3(5965 MHz) 242 Tones 61 RU

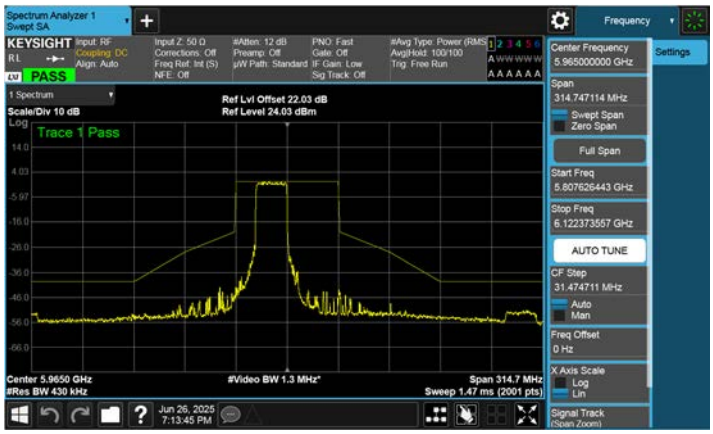

802.11ax HE40M Ch.3(5965 MHz) 484 Tones 65 RU

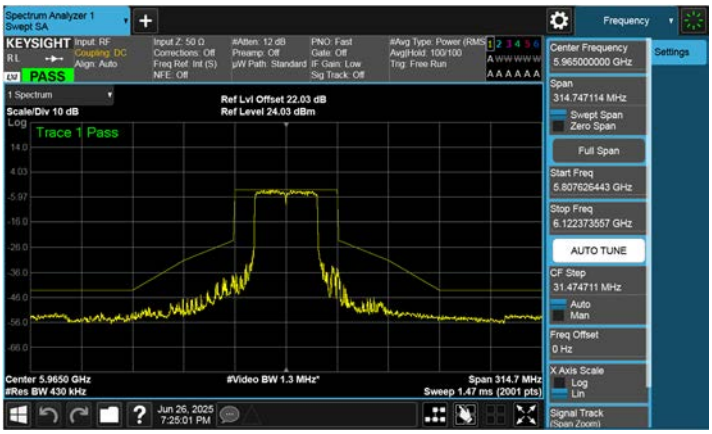

802.11ax HE40M Ch.3(5965 MHz) SU

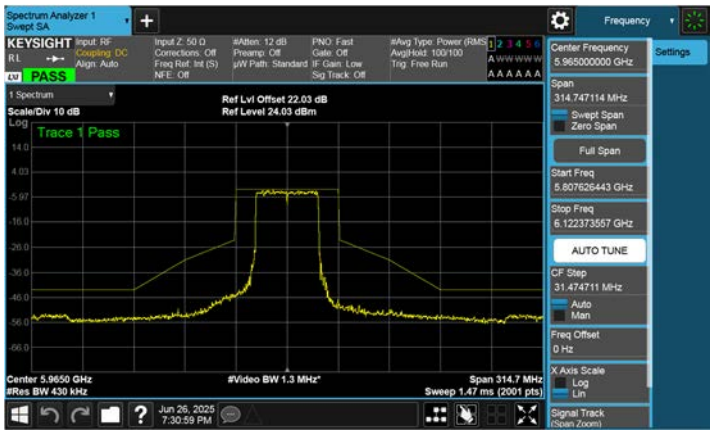

The report shall not be (partly) reproduced except in full without approval of the laboratory.

802.11ax HE80M Ch.7(5985 MHz) 26 Tones 0 RU

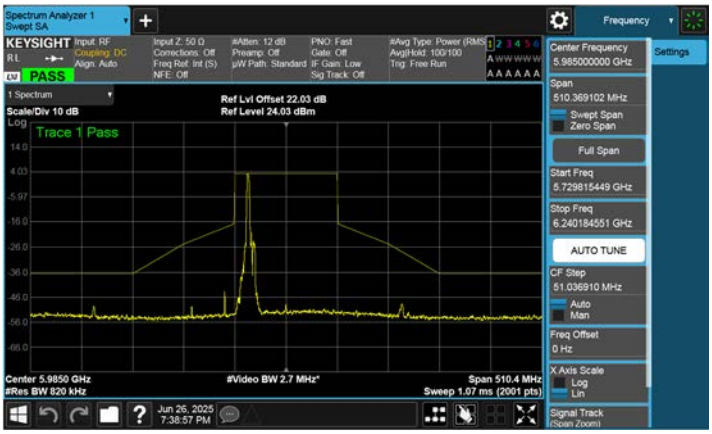

802.11ax HE80M Ch.7(5985 MHz) 52 Tones 37 RU

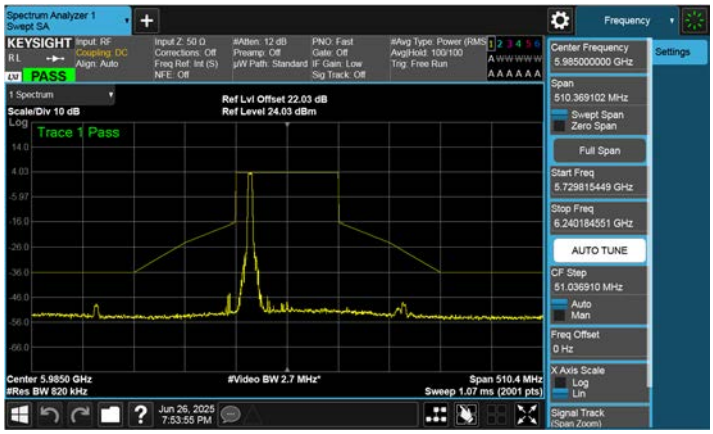

802.11ax HE80M Ch.7(5985 MHz) 106 Tones 53 RU

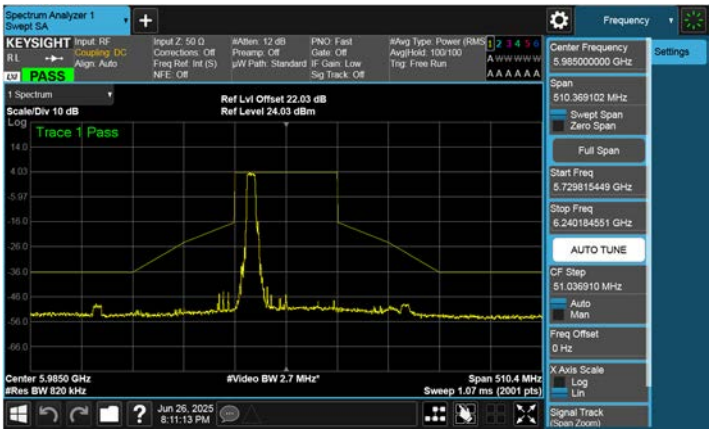

802.11ax HE80M Ch.7(5985 MHz) 242 Tones 61 RU

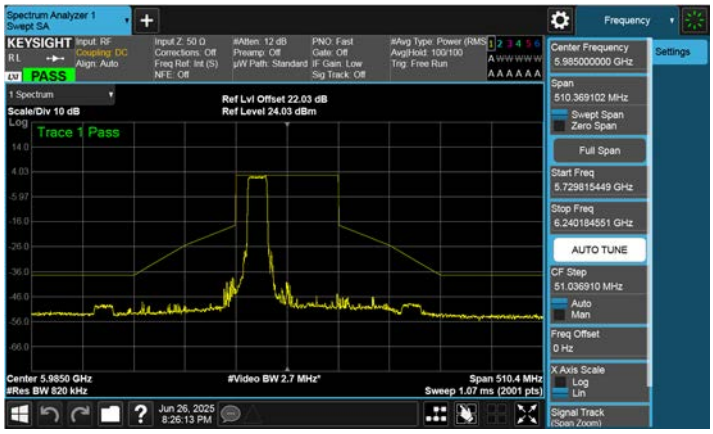

802.11ax HE80M Ch.7(5985 MHz) 484 Tones 65 RU

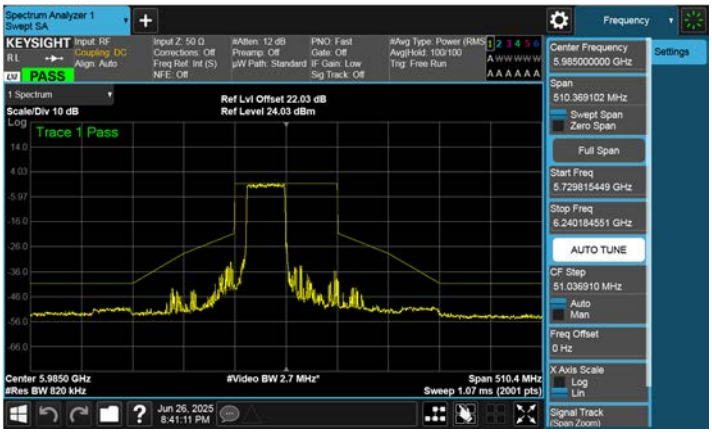

802.11ax HE80M Ch.7(5985 MHz) 996 Tones 67 RU

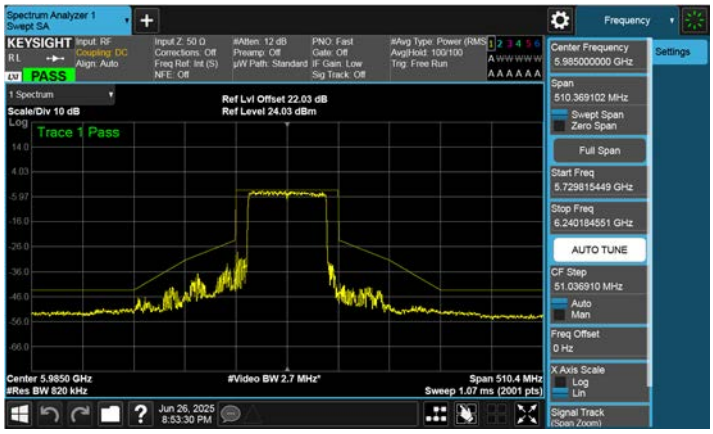

The report shall not be (partly) reproduced except in full without approval of the laboratory.

802.11ax HE80M Ch.7(5985 MHz) SU

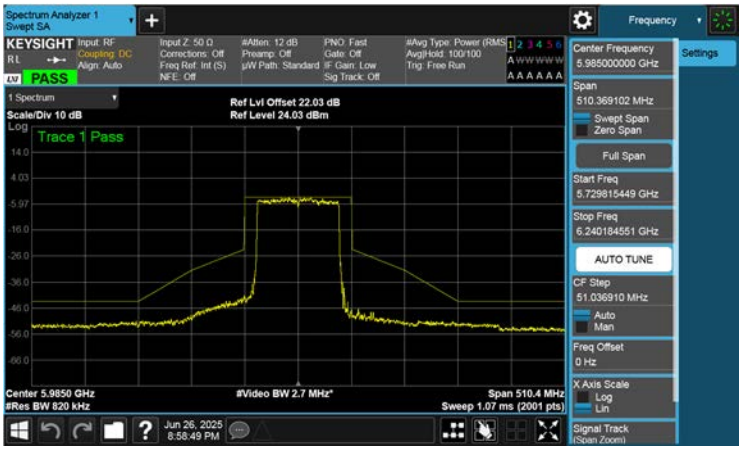

The report shall not be (partly) reproduced except in full without approval of the laboratory.

802.11ax HE160M_80L Ch.143(6665 MHz) 26 Tones 0 RU

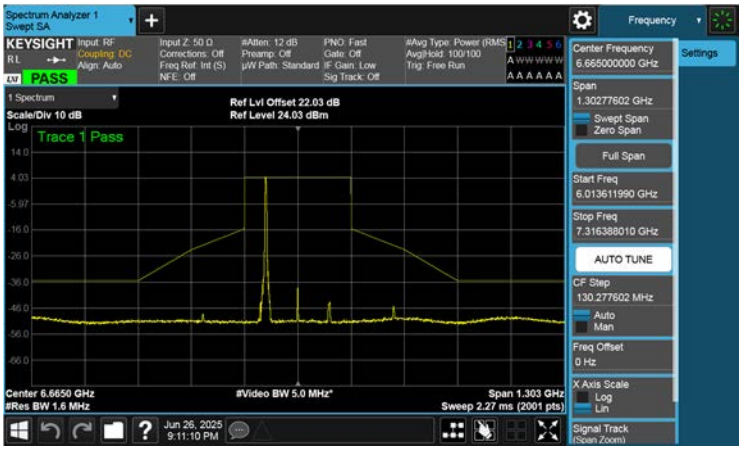

802.11ax HE160M_80L Ch.143(6665 MHz) 52 Tones 37 RU

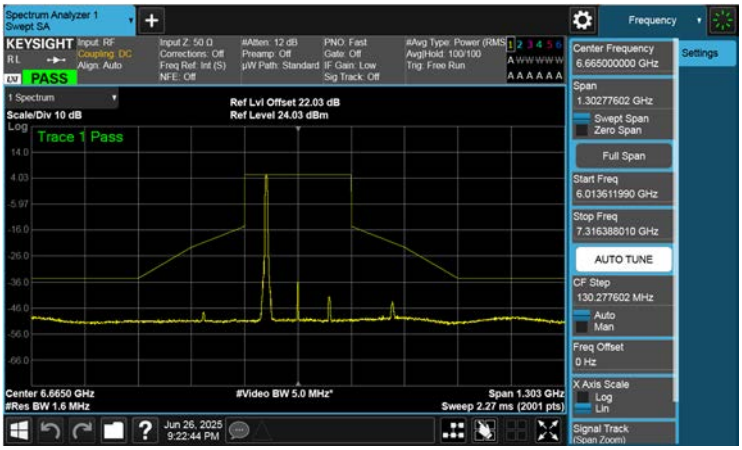

802.11ax HE160M_80L Ch.143(6665 MHz) 106 Tones 53 RU

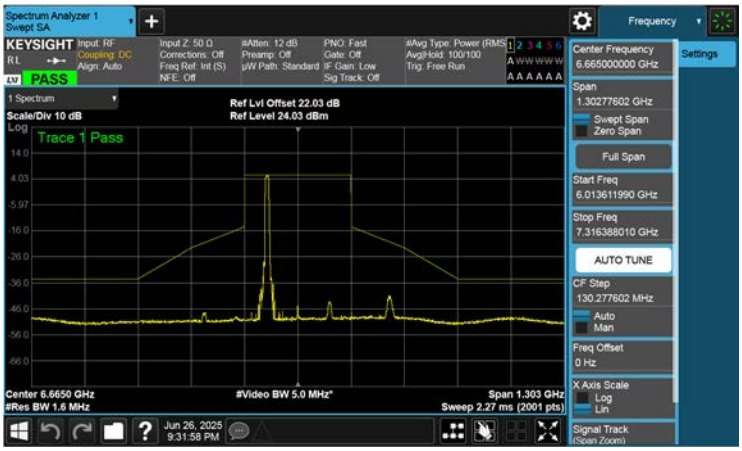

802.11ax HE160M_80L Ch.143(6665 MHz) 242 Tones 61 RU

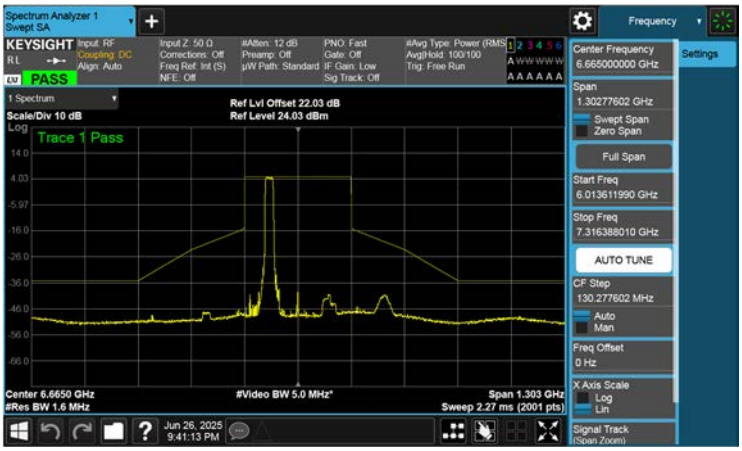

802.11ax HE160M_80L Ch.143(6665 MHz) 484 Tones 65 RU

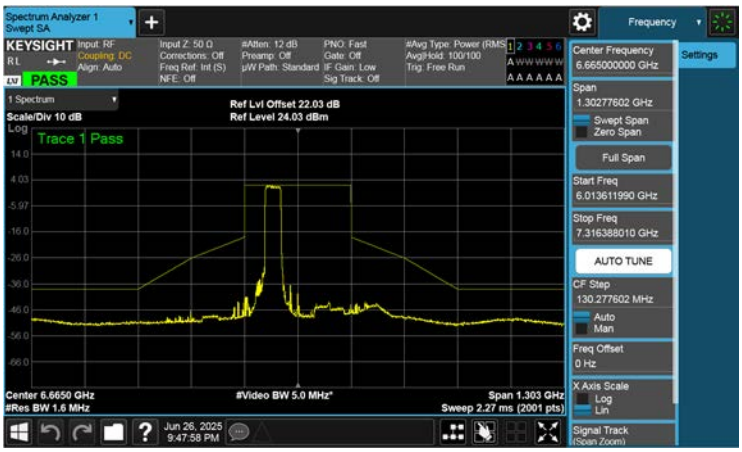

802.11ax HE160M_80L Ch.143(6665 MHz) 996 Tones 67 RU

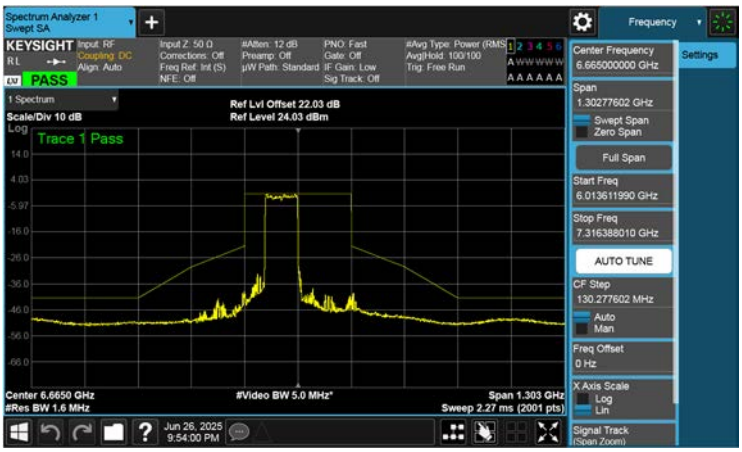

The report shall not be (partly) reproduced except in full without approval of the laboratory.

Bandwidth 160M, Ch.143(6665 MHz) SU	Bandwidth 160M, Ch.143(6665 MHz) 2x996 Tones 68 RU
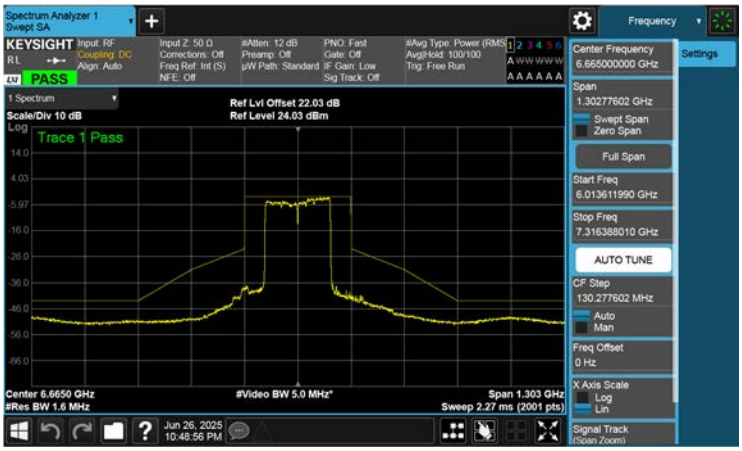	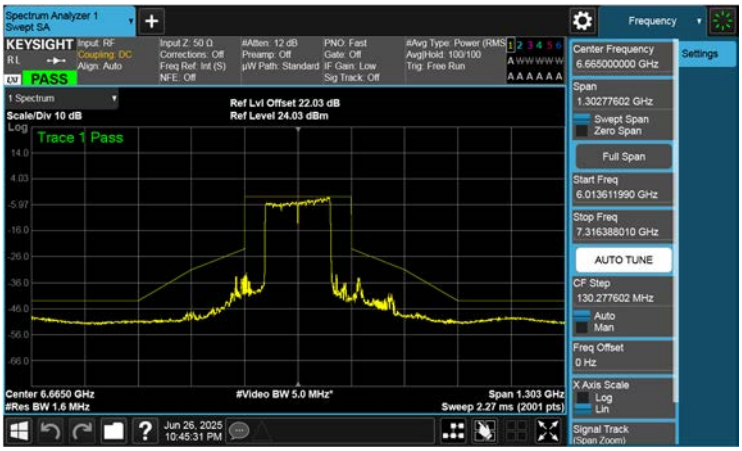

802.11a Ch.149(6695 MHz)

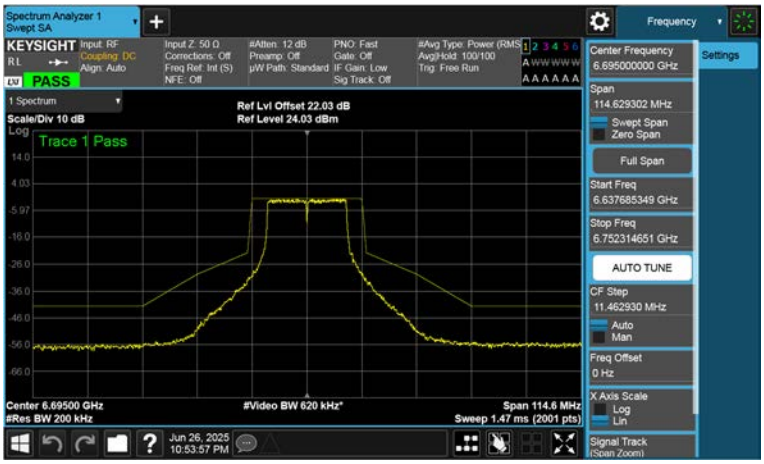

The report shall not be (partly) reproduced except in full without approval of the laboratory.

[Ant.2]

802.11ax HE20M Ch.181(6855 MHz) 26 Tones 0 RU

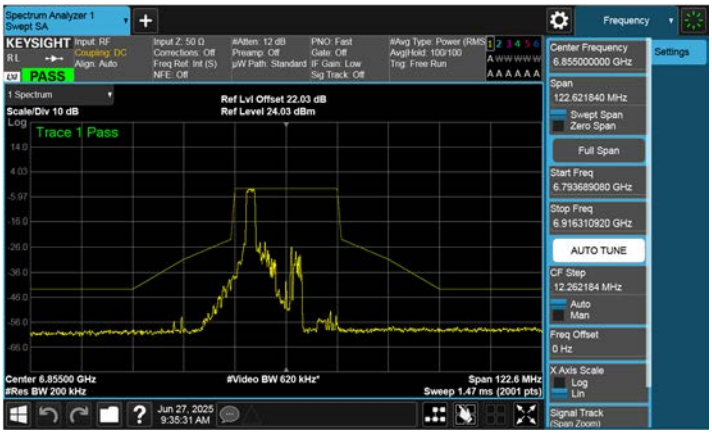

802.11ax HE20M Ch.181(6855 MHz) 52 Tones 37 RU

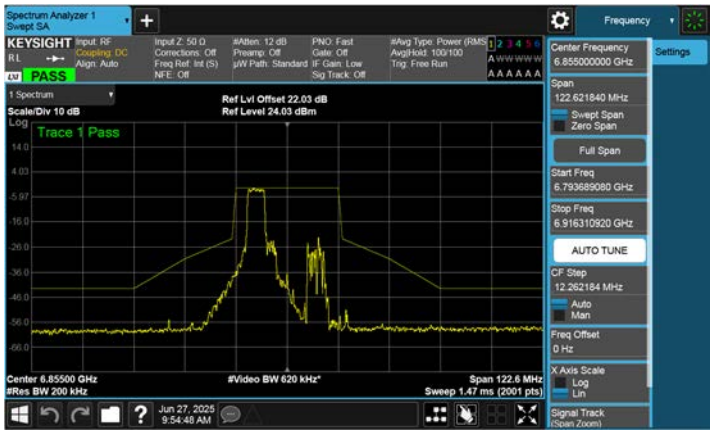

802.11ax HE20M Ch.181(6855 MHz) 106 Tones 53 RU

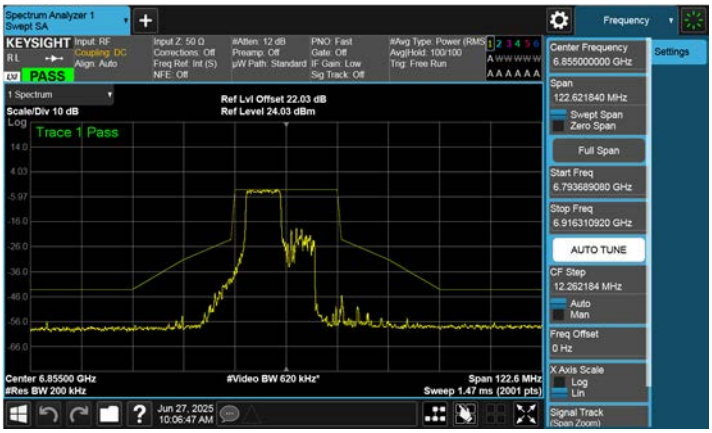

802.11ax HE20M Ch.181(6855 MHz) 242 Tones 61 RU

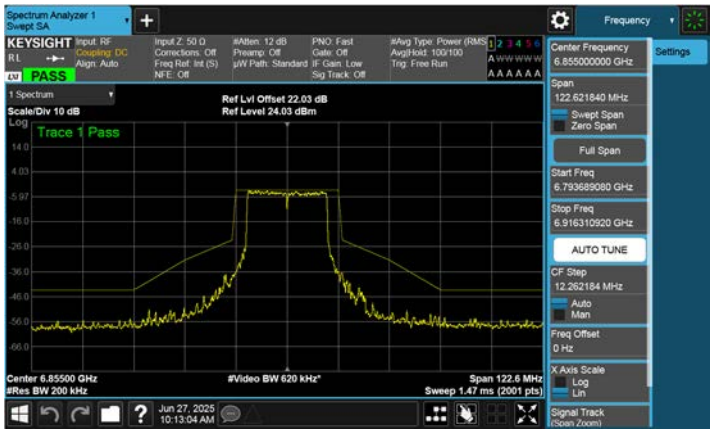

802.11ax HE20M Ch.181(6855 MHz) SU

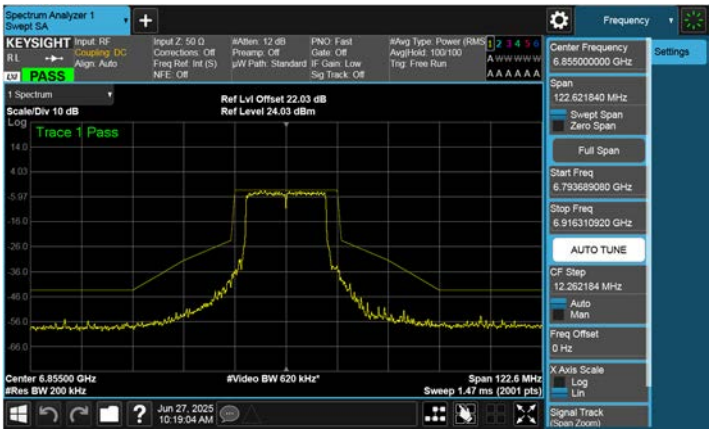

The report shall not be (partly) reproduced except in full without approval of the laboratory.

802.11ax HE40M Ch.43(6165 MHz) 26 Tones 0 RU

802.11ax HE40M Ch.43(6165 MHz) 52 Tones 37 RU

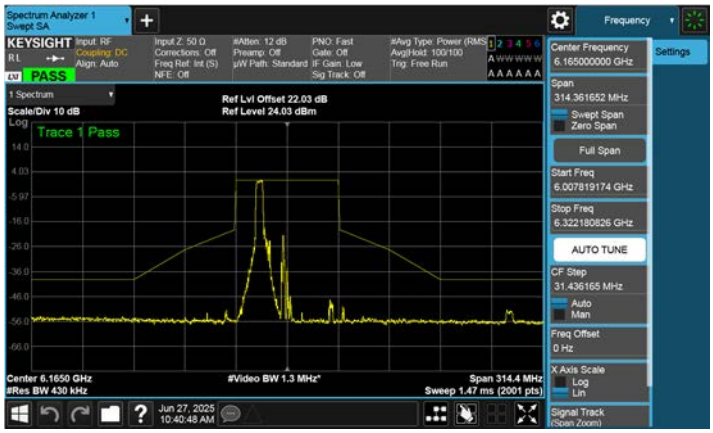

802.11ax HE40M Ch.43(6165 MHz) 106 Tones 53 RU

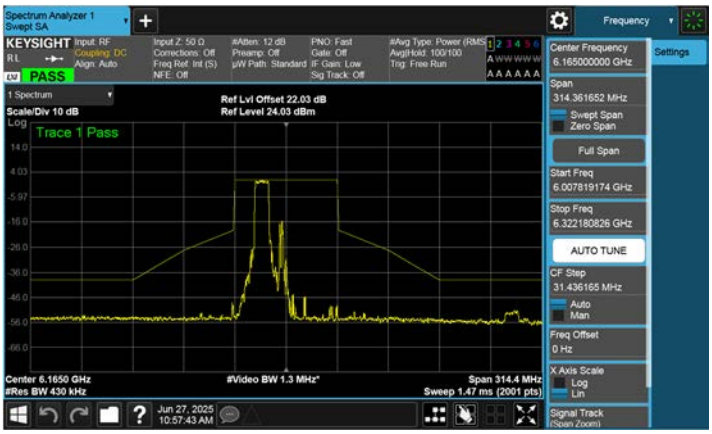

802.11ax HE40M Ch.43(6165 MHz) 242 Tones 61 RU

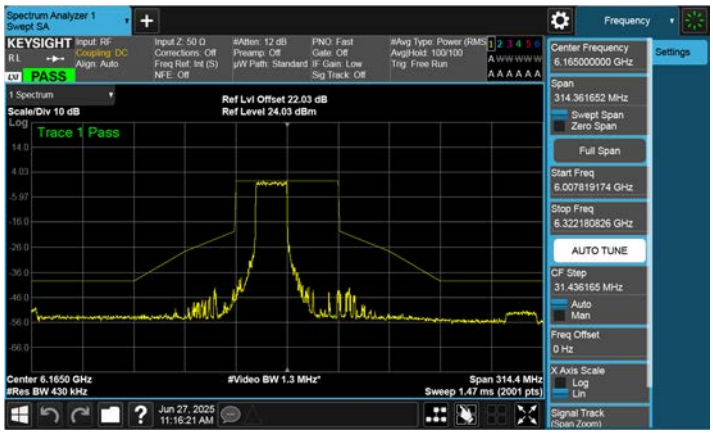

802.11ax HE40M Ch.43(6165 MHz) 484 Tones 65 RU

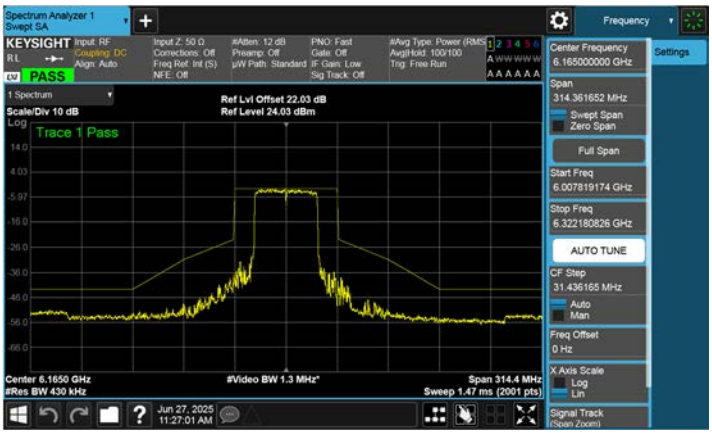

802.11ax HE40M Ch.43(6165 MHz) SU

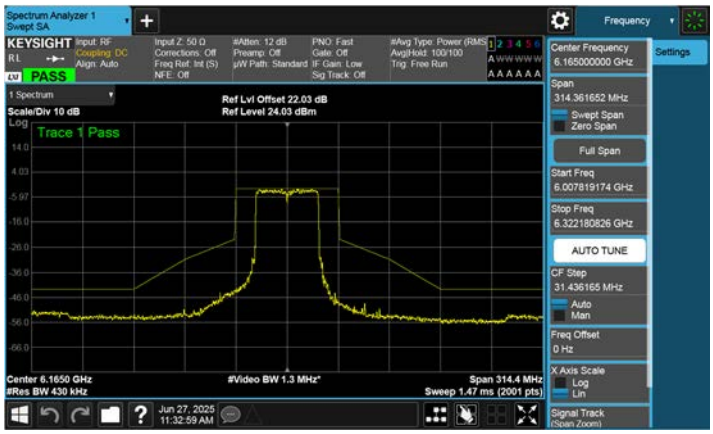

The report shall not be (partly) reproduced except in full without approval of the laboratory.

802.11ax HE80M Ch.7(5985 MHz) 26 Tones 0 RU

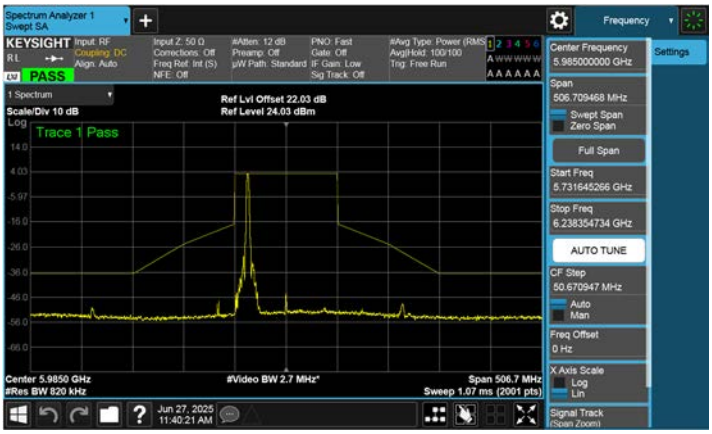

802.11ax HE80M Ch.7(5985 MHz) 52 Tones 37 RU

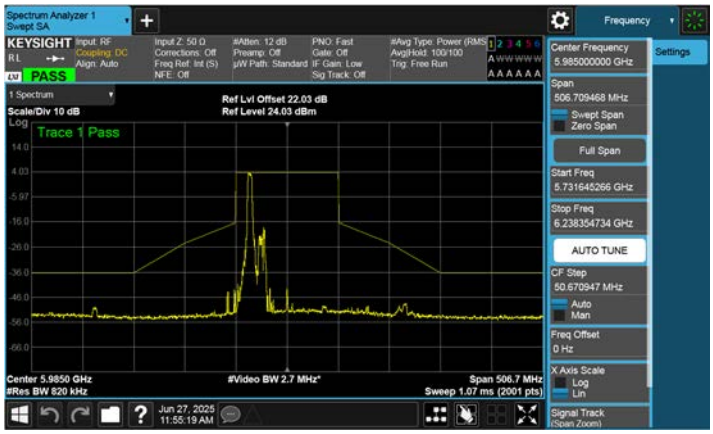

802.11ax HE80M Ch.7(5985 MHz) 106 Tones 53 RU

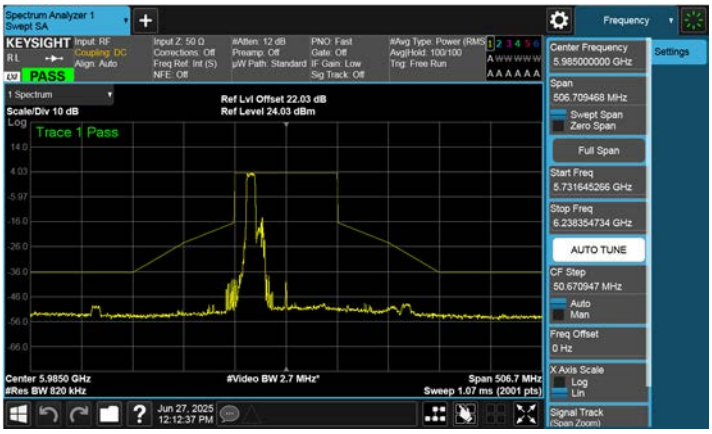

802.11ax HE80M Ch.7(5985 MHz) 242 Tones 61 RU

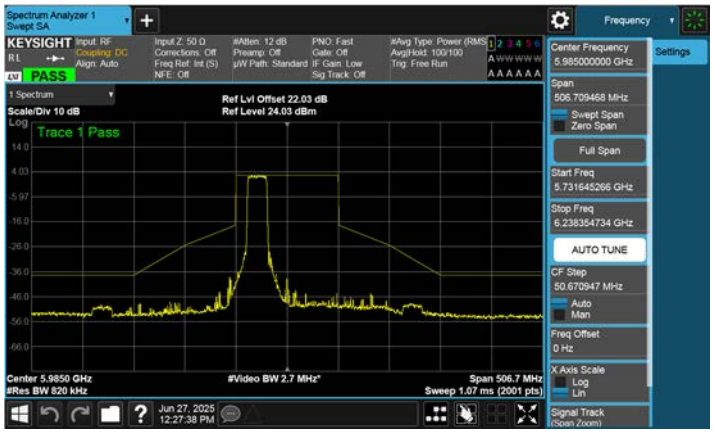

802.11ax HE80M Ch.7(5985 MHz) 484 Tones 65 RU

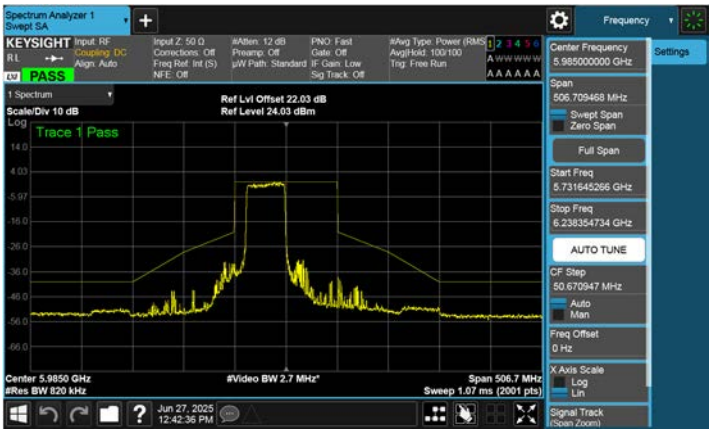

802.11ax HE80M Ch.7(5985 MHz) 996 Tones 67 RU

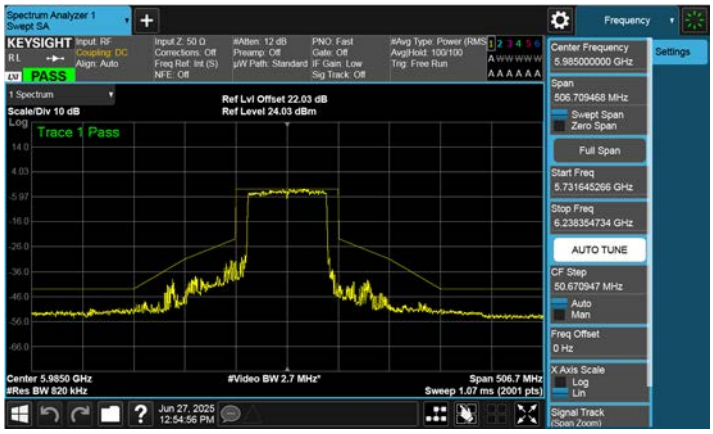

The report shall not be (partly) reproduced except in full without approval of the laboratory.

802.11ax HE80M Ch.7(5985 MHz) SU

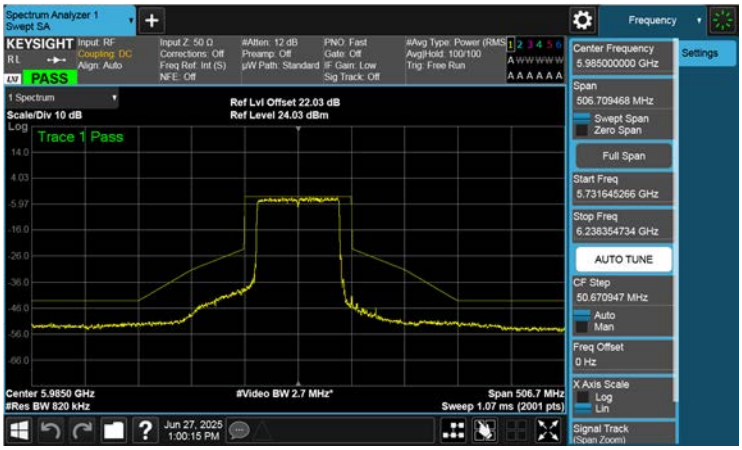

The report shall not be (partly) reproduced except in full without approval of the laboratory.

802.11ax HE160M_80L Ch.15(6025 MHz) 26 Tones 0 RU

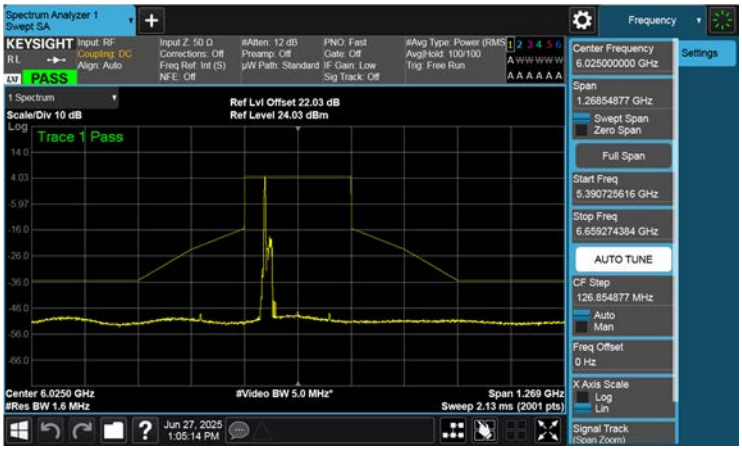

802.11ax HE160M_80L Ch.15(6025 MHz) 52 Tones 37 RU

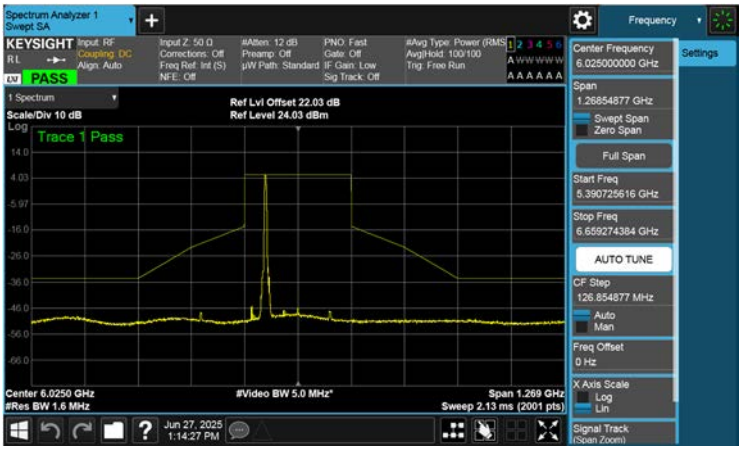

802.11ax HE160M_80L Ch.15(6025 MHz) 106 Tones 53 RU

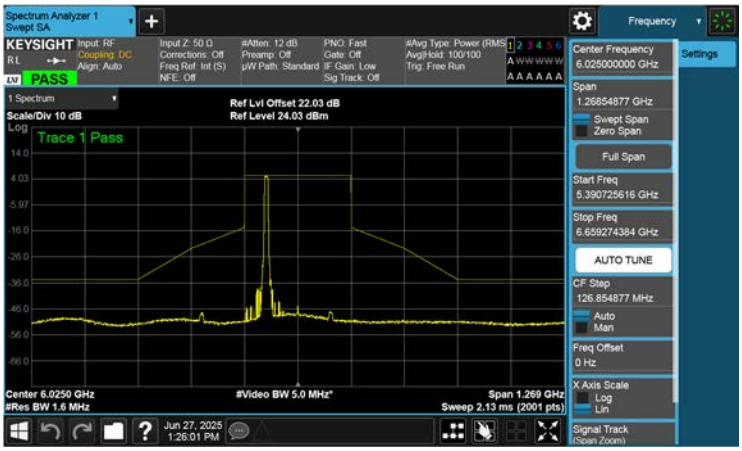

802.11ax HE160M_80L Ch.15(6025 MHz) 242 Tones 61 RU

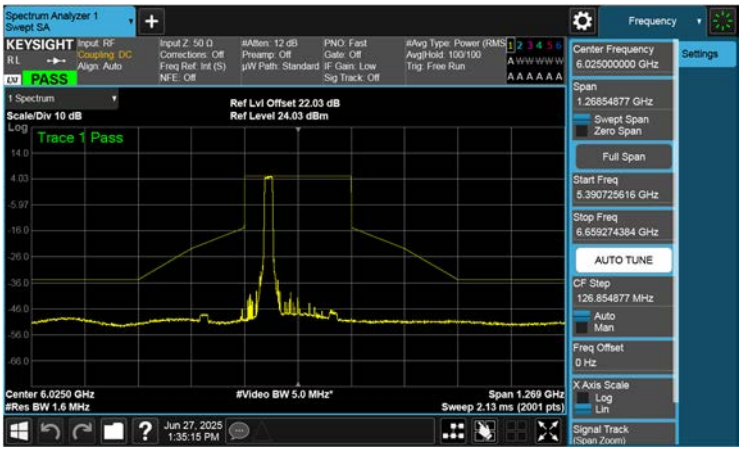

802.11ax HE160M_80L Ch.15(6025 MHz) 484 Tones 65 RU

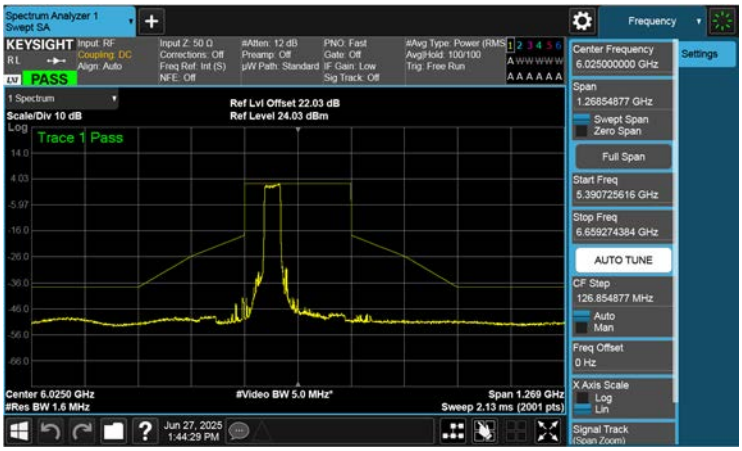

802.11ax HE160M_80L Ch.15(6025 MHz) 996 Tones 67 RU

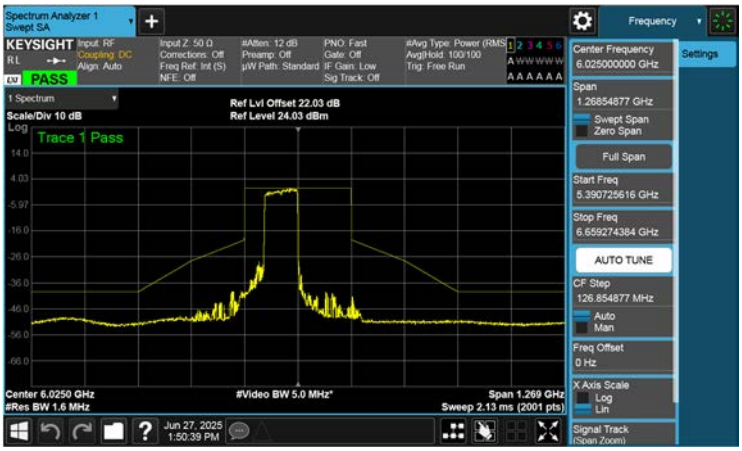

The report shall not be (partly) reproduced except in full without approval of the laboratory.

802.11ax HE160M Ch.15(6025 MHz) SU	802.11ax HE160M Ch.15(6025 MHz) 2x996 Tones 68 RU
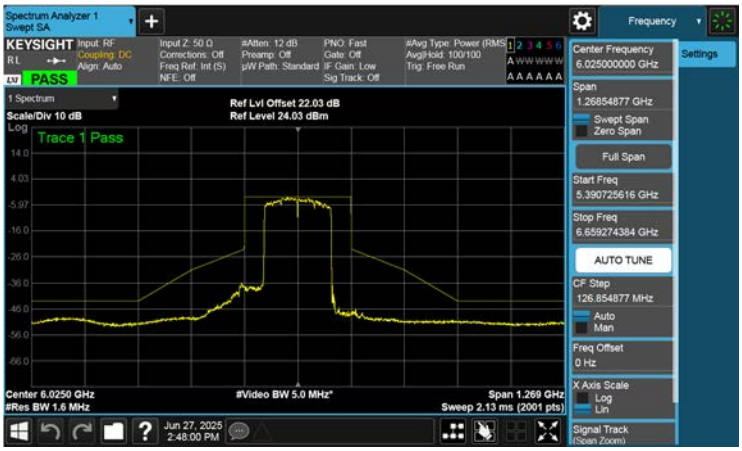	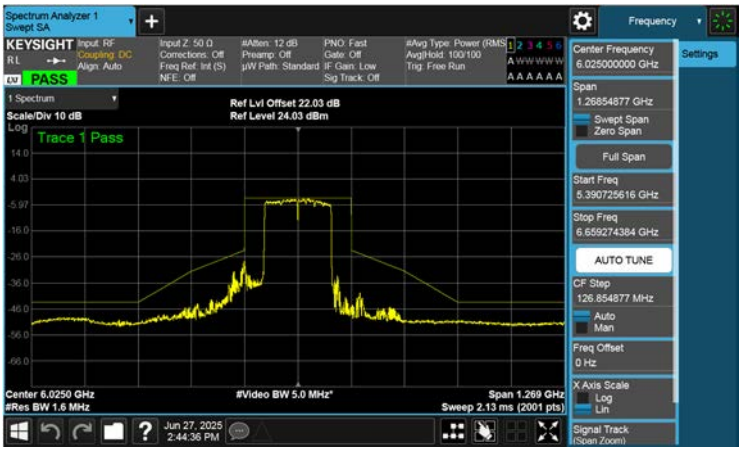

802.11a Ch.2(5935 MHz)

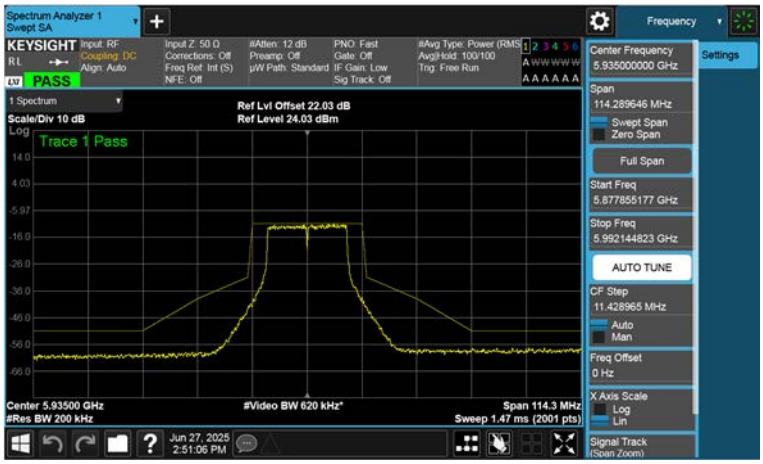

The report shall not be (partly) reproduced except in full without approval of the laboratory.

10.6 Contention Based Protocol

Note:

1. In order to simplify the report, Only worst case for each band have been inserted.
2. The worst case antenna gain(Minimum Gain) is selected from the table.
3. The lowest gain according to the incumbent frequency is applied.
4. Bandwidth Reduction was used for incumbent avoidance.
5. This device doesn't support Channel Puncturing in the 6 GHz Wi-Fi bands.

Band	Ant Minimum Gain (dBi)
UNII-5	6135 MHz:-10.05 6110 MHz:-10.05 6185 MHz:-10.31 6260 MHz:-10.31
UNII-6	6455 MHz:-11.00 6430 MHz:-11.00 6505 MHz:-11.70 6580 MHz:-11.70
UNII-7	6615 MHz:-11.90 6590 MHz:-11.90 6665 MHz:-11.90 6740 MHz:-12.00
UNII-8	6935 MHz:-11.50 6910 MHz:-11.50 6985 MHz:-11.50 7060 MHz:-10.70

The report shall not be (partly) reproduced except in full without approval of the laboratory.

- Contention-based Protocol Detection Value

Band	BW	Channel No.	Incumbent Freq (MHz)	injected Power [dBm]	Antenna Gain [dBi]	Adjusted Power [dBm]	Detection Limit [dBm]	Margin [dB]	EUT TX Status
UNII 5	HE20	37	6135	-75.33	-10.05	-65.28	-62.00	3.28	Ceased
				-76.42	-10.05	-66.37	-62.00	4.37	Minimal
				-77.65	-10.05	-67.60	-62.00	5.60	Normal
	HE160	47	6110	-75.46	-10.05	-65.41	-62.00	3.41	Ceased
				-76.56	-10.05	-66.51	-62.00	4.51	Minimal
				-77.68	-10.05	-67.63	-62.00	5.63	Normal
			6185	-76.94	-10.31	-66.63	-62.00	4.63	Ceased
				-77.55	-10.31	-67.24	-62.00	5.24	Minimal
				-78.74	-10.31	-68.43	-62.00	6.43	Normal
			6260	-77.85	-10.31	-67.54	-62.00	5.54	Ceased
				-78.34	-10.31	-68.03	-62.00	6.03	Minimal
				-79.26	-10.31	-68.95	-62.00	6.95	Normal
UNII 6	HE20	101	6455	-74.70	-11.00	-63.70	-62.00	1.70	Ceased
				-75.58	-11.00	-64.58	-62.00	2.58	Minimal
				-76.49	-11.00	-65.49	-62.00	3.49	Normal
	HE160	111	6430	-75.66	-11.00	-64.66	-62.00	2.66	Ceased
				-76.02	-11.00	-65.02	-62.00	3.02	Minimal
				-76.95	-11.00	-65.95	-62.00	3.95	Normal
			6505	-76.94	-11.70	-65.24	-62.00	3.24	Ceased
				-77.75	-11.70	-66.05	-62.00	4.05	Minimal
				-78.69	-11.70	-66.99	-62.00	4.99	Normal
			6580	-78.67	-11.70	-66.97	-62.00	4.97	Ceased
				-79.11	-11.70	-67.41	-62.00	5.41	Minimal
				-79.95	-11.70	-68.25	-62.00	6.25	Normal
UNII 7	HE20	133	6615	-75.50	-11.90	-63.60	-62.00	1.60	Ceased
				-76.47	-11.90	-64.57	-62.00	2.57	Minimal
				-77.39	-11.90	-65.49	-62.00	3.49	Normal
	HE160	143	6590	-74.20	-11.90	-62.30	-62.00	0.30	Ceased
				-75.31	-11.90	-63.41	-62.00	1.41	Minimal
				-76.24	-11.90	-64.34	-62.00	2.34	Normal
			6665	-75.86	-11.90	-63.96	-62.00	1.96	Ceased
				-76.63	-11.90	-64.73	-62.00	2.73	Minimal
				-77.77	-11.90	-65.87	-62.00	3.87	Normal
			6740	-78.58	-12.00	-66.58	-62.00	4.58	Ceased
				-79.44	-12.00	-67.44	-62.00	5.44	Minimal
				-80.36	-12.00	-68.36	-62.00	6.36	Normal
UNII 8	HE20	197	6935	-74.18	-11.50	-62.68	-62.00	0.68	Ceased

The report shall not be (partly) reproduced except in full without approval of the laboratory.

Band	BW	Channel No.	Incumbent Freq (MHz)	injected Power [dBm]	Antenna Gain [dBi]	Adjusted Power [dBm]	Detection Limit [dBm]	Margin [dB]	EUT TX Status
				-75.12	-11.50	-63.62	-62.00	1.62	Minimal
				-76.25	-11.50	-64.75	-62.00	2.75	Normal
	HE160	207	6910	-73.79	-11.50	-62.29	-62.00	0.29	Ceased
				-74.57	-11.50	-63.07	-62.00	1.07	Minimal
				-75.69	-11.50	-64.19	-62.00	2.19	Normal
			6985	-74.48	-11.50	-62.98	-62.00	0.98	Ceased
				-75.32	-11.50	-63.82	-62.00	1.82	Minimal
				-76.23	-11.50	-64.73	-62.00	2.73	Normal
			7060	-77.82	-10.70	-67.12	-62.00	5.12	Ceased
				-78.57	-10.70	-67.87	-62.00	5.87	Minimal
				-79.56	-10.70	-68.86	-62.00	6.86	Normal

Note:

1. KDB 987594 D02, contention based protocol was tested using an AWGN signal with a bandwidth of 10MHz.
   The amplitude of the signal was increased until detected by the EUT, signaled by the ceasing of transmission, marker indicates the point at which the AWGN signal is introduced.
2. Injected Power(dBm) = Actual power of AWGN injected into the antenna port(dBm) + Path Loss(dB)
3. Adjusted Power(dBm) = Injected Power(dBm) – Antenna Gain(dBi)
4. In order to simplify the report, attached were only the worst-case plots.

The report shall not be (partly) reproduced except in full without approval of the laboratory.

- Detection probability evaluation table Result

Band	BW	Channel No.	Center Frequency (MHz)	Incumbent Frequency (MHz)	Adjusted Power [dBm]	1	2	3	4	5	6	7	8	9	10	AWGN Detection Probability (%)	Limit Probability (%)
UNII 5	HE20	37	6135	6135	-65.28	o	o	o	o	o	o	o	o	o	o	100	90
	HE160	47	6185	6110	-65.41	o	o	o	o	o	o	o	o	o	o	100	90
				6185	-66.63	o	o	o	o	o	o	o	o	o	o	100	90
				6250	-67.54	o	o	o	o	o	o	o	o	o	o	100	90
UNII 6	HE20	101	6455	6455	-63.70	o	o	o	o	o	o	o	o	o	o	100	90
	HE160	111	6505	6430	-64.66	o	o	o	o	o	o	o	o	o	o	100	90
				6505	-65.24	o	o	o	o	o	o	o	o	o	o	100	90
				6580	-66.97	o	o	o	o	o	o	o	o	o	o	100	90
UNII 7	HE20	133	6615	6615	-63.60	o	o	o	o	o	o	o	o	o	o	100	90
	HE160	143	6665	6590	-62.30	o	o	o	o	o	o	o	o	o	o	100	90
				6665	-63.96	o	o	o	o	o	o	o	o	o	o	100	90
				6740	-66.58	o	o	o	o	o	o	o	o	o	o	100	90
UNII 8	HE20	197	6935	6935	-62.68	o	o	o	o	o	o	o	o	o	o	100	90
	HE160	207	6985	6910	-62.29	o	o	o	o	o	o	o	o	o	o	100	90
				6985	-62.98	o	o	o	o	o	o	o	o	o	o	100	90
				7060	-67.12	o	o	o	o	o	o	o	o	o	o	100	90

The report shall not be (partly) reproduced except in full without approval of the laboratory.

▣ Test Plots(Contention Based Protocol)

Incumbent Detection Result

UNII 5

802.11ax HE160 Ch.37(6135 MHz) Incumbent signal (Ceased)

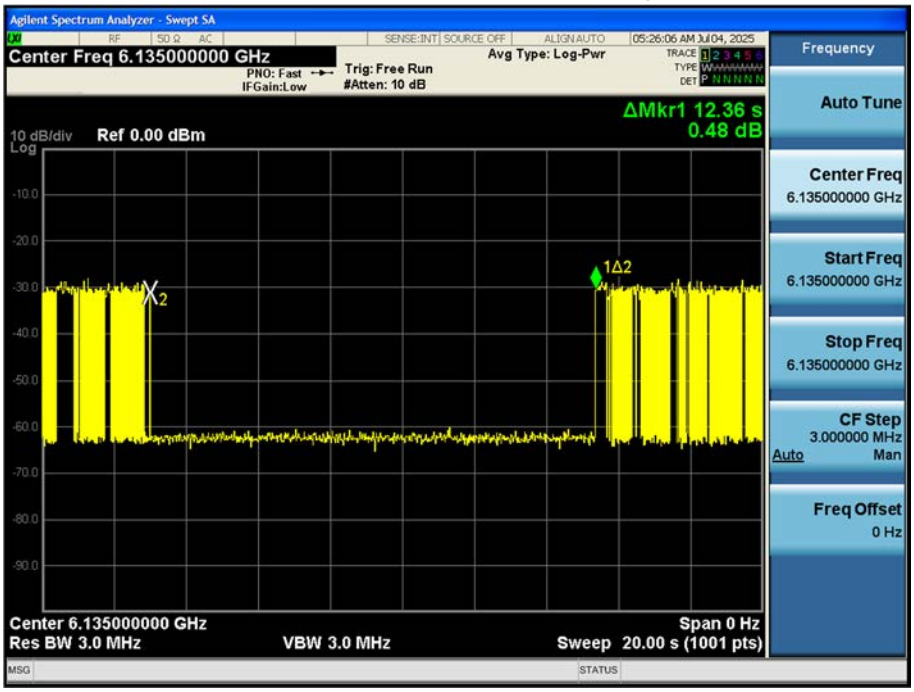

Note :

Marker 2 : AWGN Signal On

Marker 1△2 : AWGN signal Off (limit > 10s)

802.11ax HE160 Ch.37(6135 MHz) Detection Level

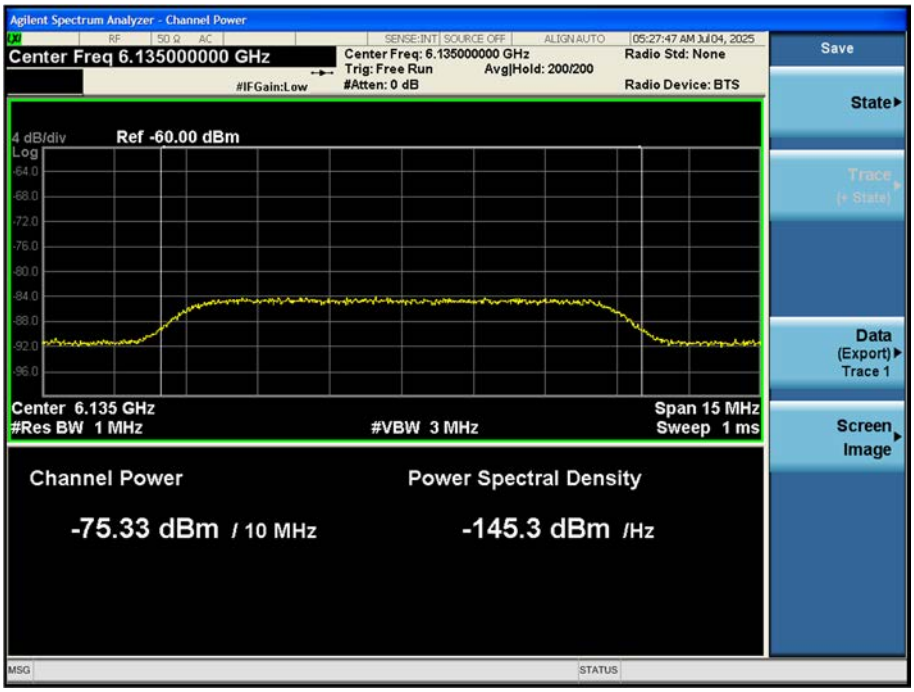

The report shall not be (partly) reproduced except in full without approval of the laboratory.

Bandwidth reduction plot (AWGN injected at low end)

: A 10 MHz AWGN signal (centered at 6110 MHz) is injected.

When a signal is applied at 6110 MHz, the channel at 6110 MHz and its adjacent channels become deactivated

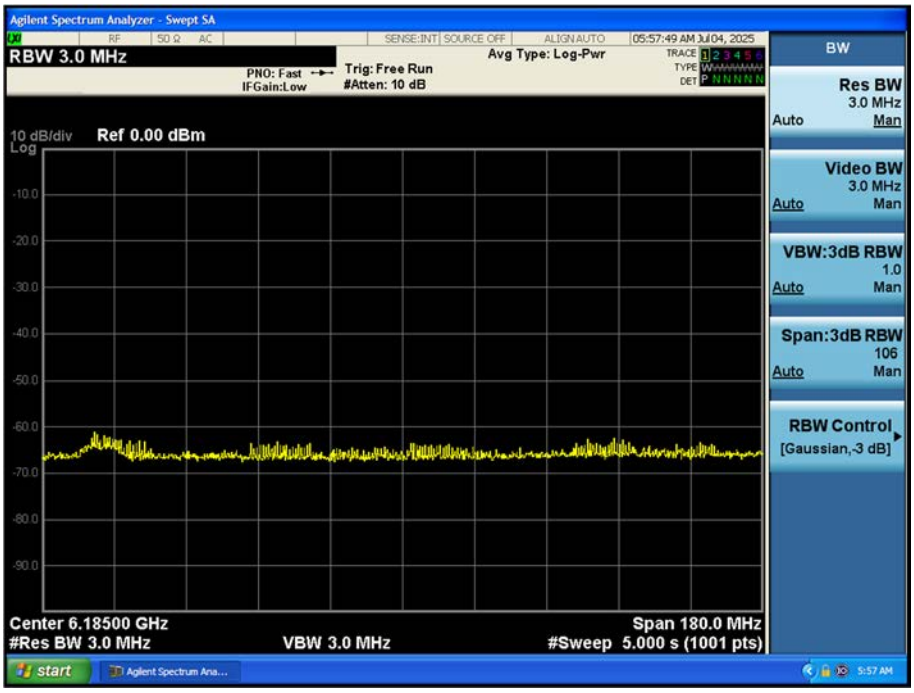

Bandwidth reduction plot (AWGN injected at center)

: A 10 MHz AWGN signal (centered at 6185 MHz) is injected.

The channel completely ceases operation.

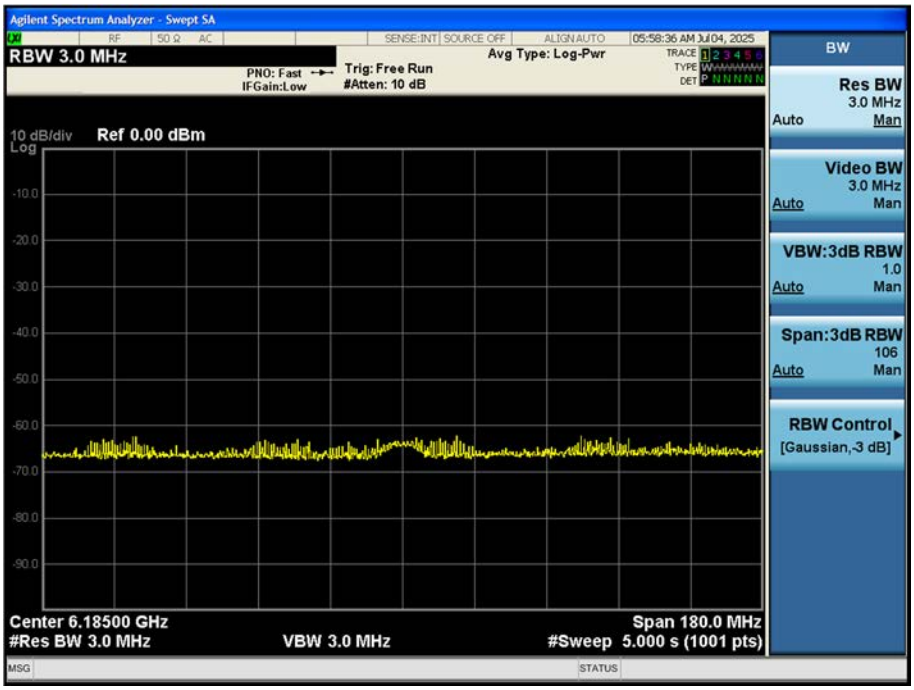

The report shall not be (partly) reproduced except in full without approval of the laboratory.

Bandwidth reduction plot (AWGN injected at high end)

: A 10 MHz AWGN signal (centered at 6250 MHz) is injected.

When a signal is applied at 6250 MHz, the channel at 6250 MHz and its adjacent channels become deactivated

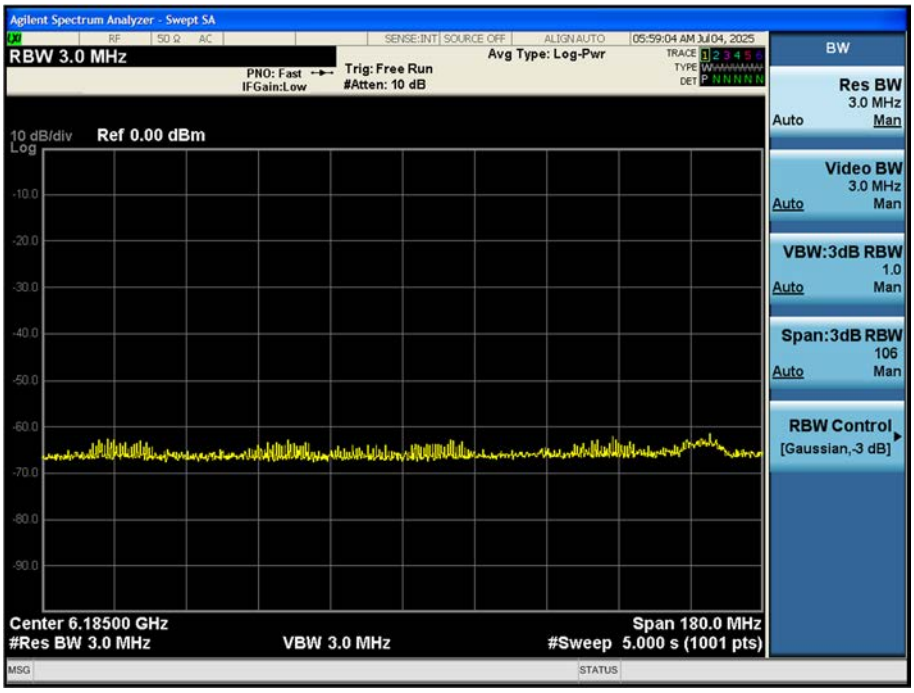

The report shall not be (partly) reproduced except in full without approval of the laboratory.

802.11ax HE160 Ch.101(6455 MHz) Incumbent signal (Ceased)

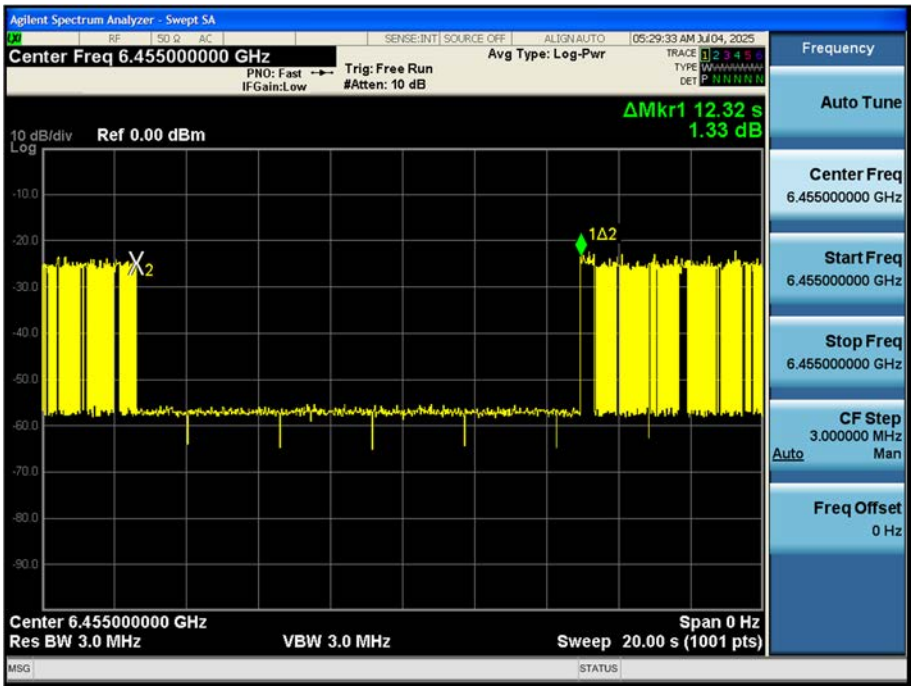

Note :

Marker 2 : AWGN Signal On

Marker 1△2 : AWGN signal Off (limit > 10s)

802.11ax HE160 Ch.101(6455 MHz) Detection Level

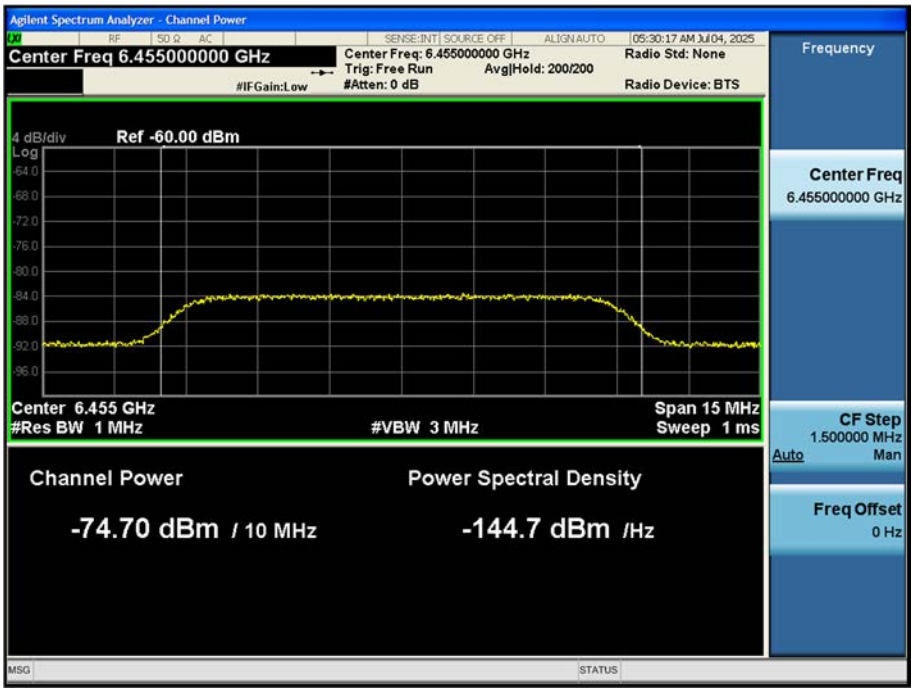

The report shall not be (partly) reproduced except in full without approval of the laboratory.

Bandwidth reduction plot (AWGN injected at low end)

: A 10 MHz AWGN signal (centered at 6430 MHz) is injected.

When a signal is applied at 6430 MHz, the channel at 6430 MHz and its adjacent channels become deactivated

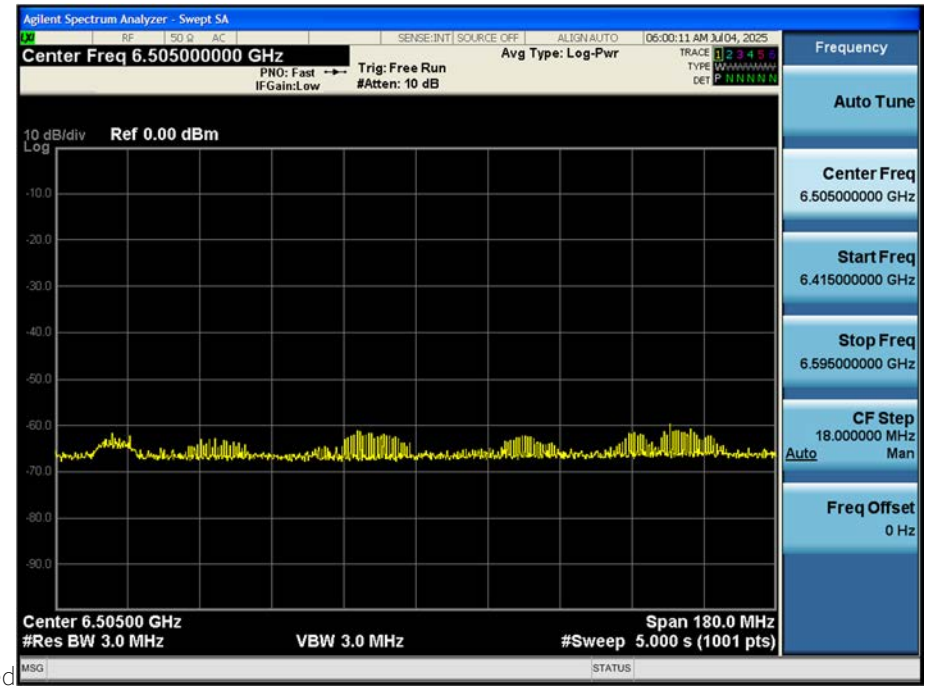

Bandwidth reduction plot (AWGN injected at center)

: A 10 MHz AWGN signal (centered at 6505 MHz) is injected.

The channel completely ceases operation.

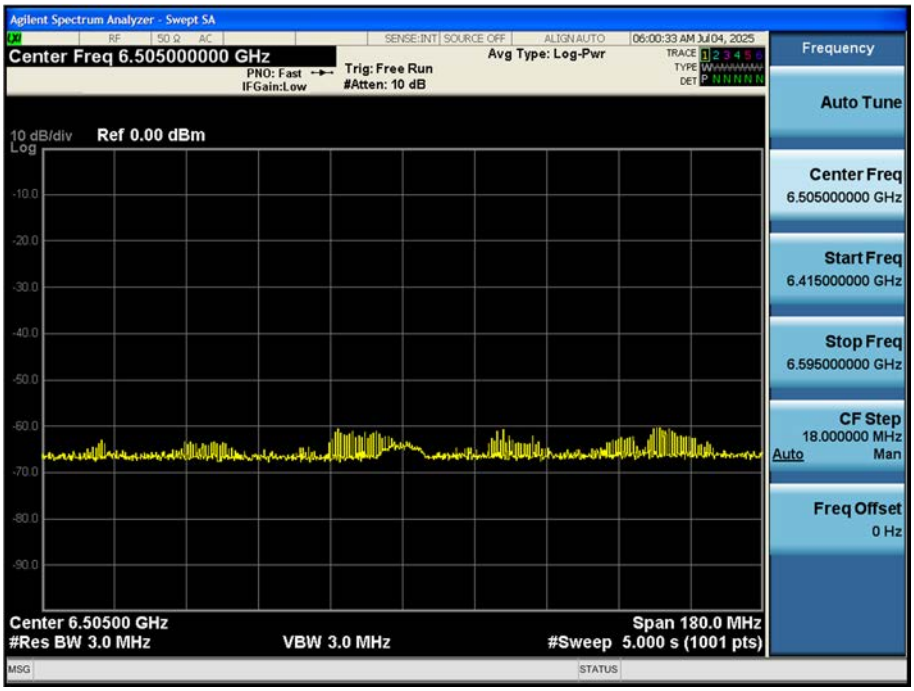

The report shall not be (partly) reproduced except in full without approval of the laboratory.

Bandwidth reduction plot (AWGN injected at high end)

: A 10 MHz AWGN signal (centered at 6580 MHz) is injected.

When a signal is applied at 6580 MHz, the channel at 6580 MHz and its adjacent channels become deactivated

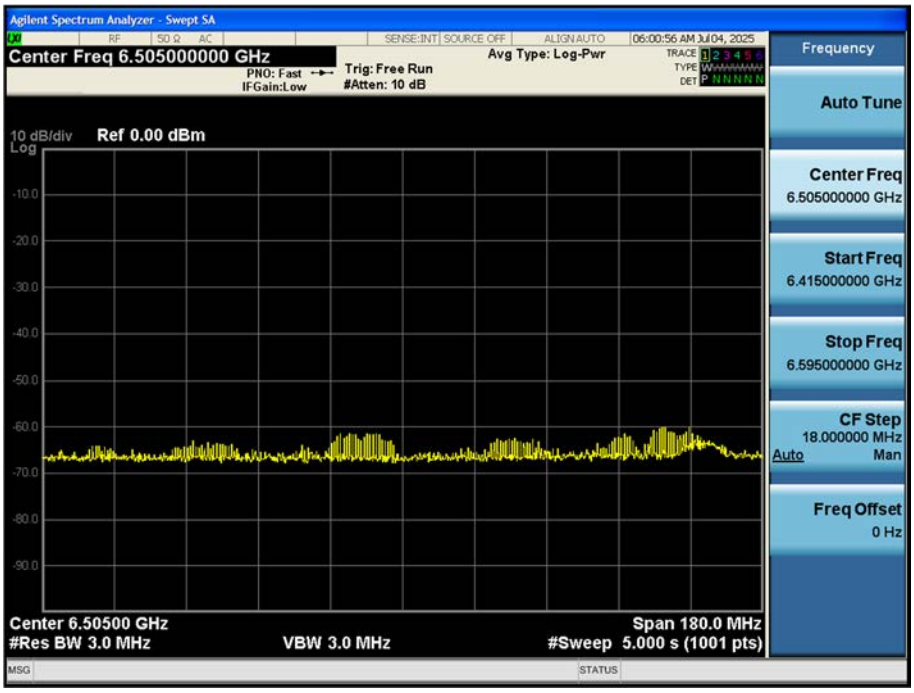

The report shall not be (partly) reproduced except in full without approval of the laboratory.

802.11ax HE160 Ch.143(6590 MHz) Incumbent signal (Ceased)

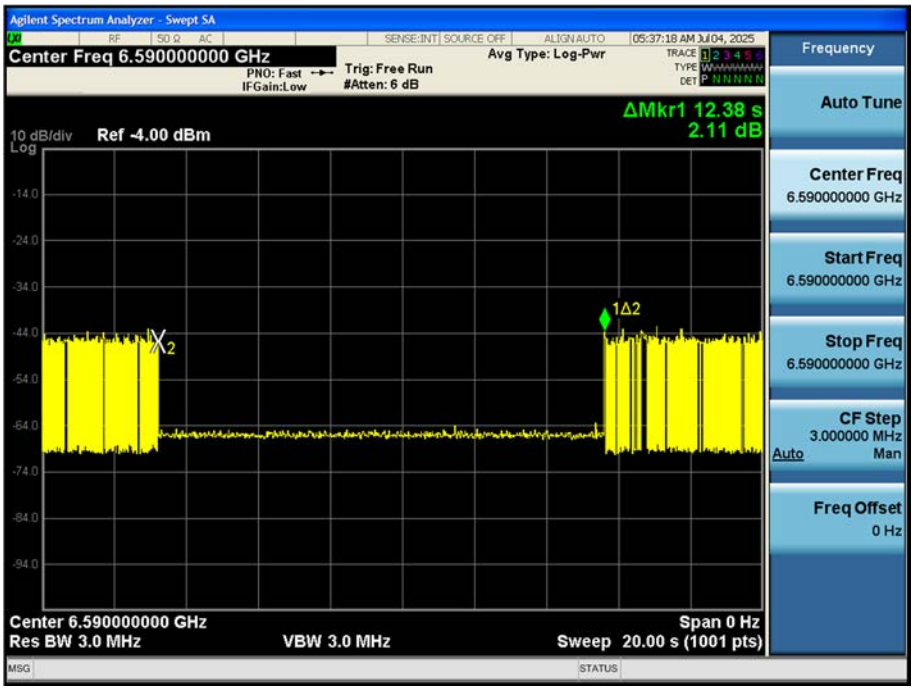

Note :

Marker 2 : AWGN Signal On

Marker 1△2 : AWGN signal Off (limit > 10s)

802.11ax HE160 Ch.143(6590 MHz) Detection Level

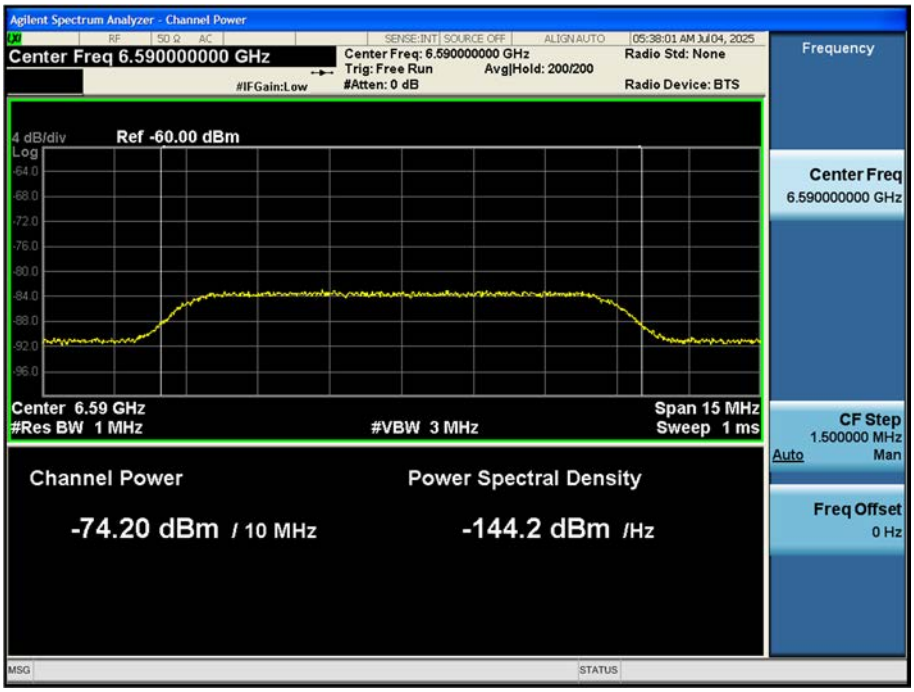

The report shall not be (partly) reproduced except in full without approval of the laboratory.

Bandwidth reduction plot (AWGN injected at low end)

: A 10 MHz AWGN signal (centered at 6590 MHz) is injected.

When a signal is applied at 6590 MHz, the channel at 6590 MHz and its adjacent channels become deactivated

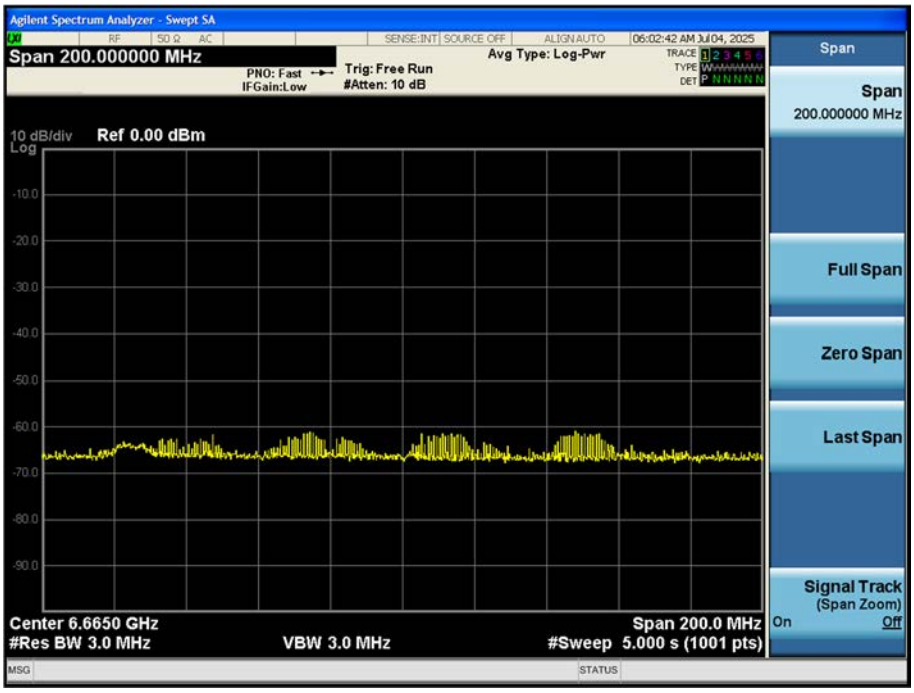

Bandwidth reduction plot (AWGN injected at center)

: A 10 MHz AWGN signal (centered at 6665 MHz) is injected.

The channel completely ceases operation.

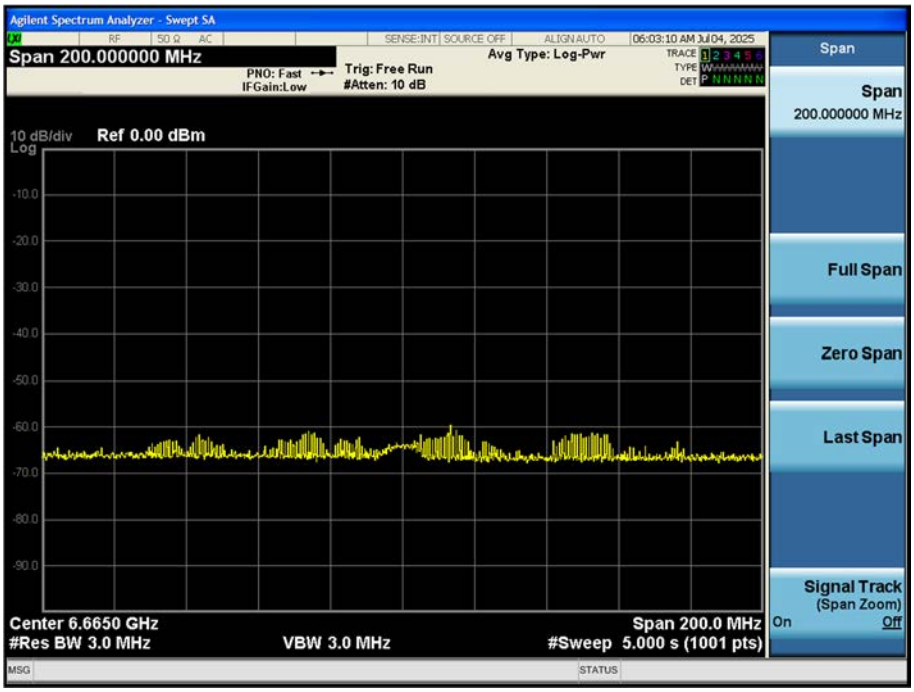

The report shall not be (partly) reproduced except in full without approval of the laboratory.