TEST REPORT

FCC UNII ax Test for SM-S731B/DS
Certification

APPLICANT
SAMSUNG Electronics Co., Ltd.

REPORT NO.
HCT-RF-2507-FC049

DATE OF ISSUE
July 15, 2025

Tested by
Sang Hoon Lee

Technical Manager
Jong Seok Lee

HCT CO., LTD.
BongJai Huh / CEO

F-TP22-03(Rev.06)

The report shall not be (partly) reproduced except in full without approval of the laboratory.

HCT CO., LTD. 2-6, 73, 74, Seoicheon-ro 578beon-gil, Majang-myeon, Icheon-si, Gyeonggi-do, Republic of Korea Tel. +82 31 645 6300 Fax. +82 31 645 6401

HCT CO.,LTD.
2-6, 73, 74, Seoicheon-ro 578beon-gil, Majang-myeon, Icheon-si, Gyeonggi-do, Republic of Korea
Tel. +82 31 645 6300 Fax. +82 31 645 6401

TEST REPORT

REPORT NO.
HCT-RF-2507-FC049

DATE OF ISSUE
July 15, 2025

Additional Model
SM-S731B

Applicant	SAMSUNG Electronics Co., Ltd. 129, Samsung-ro, Yeongtong-gu, Suwon-si, Gyeonggi-do, 16677, Rep. of Korea
Product Name Model Name	Mobile Phone SM-S731B/DS
FCC ID	A3LSMS731B
Date of Test	May 26, 2025 ~ July 14, 2025
FCC Classification	Unlicensed National Information Infrastructure(NII)
Test Standard Used	FCC Rule Part(s): Part 15.407
Test Results	PASS
Location of Test	■ Permanent Testing Lab ☐ On Site Testing Lab (Address: 74, Seoicheon-ro 578beon-gil, Majang-myeon, Icheon-si, Gyeonggi-do, Republic of Korea)

The report shall not be (partly) reproduced except in full without approval of the laboratory.

REVISION HISTORY

The revision history for this test report is shown in table.

Revision No.	Date of Issue	Description
0	July 15, 2025	Initial Release

Notice

Content
Engineering Statement: The measurements shown in this report were made in accordance with the procedures indicated, and the emissions from this equipment were found to be within the limits applicable. I assume full responsibility for the accuracy and completeness of these measurements, and for the qualifications of all persons taking them. It is further stated that upon the basis of the measurements made, the equipment tested is capable of operation in accordance with the requirements of the FCC Rules under normal use and maintenance. The results shown in this test report only apply to the sample(s), as received, provided by the applicant, unless otherwise stated. The test results have only been applied with the test methods required by the standard(s). The laboratory is not accredited for the test results marked *. Information provided by the applicant is marked **. Test results provided by external providers are marked ***. When confirmation of authenticity of this test report is required, please contact www.hct.co.kr The test results in this test report are not associated with the ((KS Q) ISO/IEC 17025) accreditation by KOLAS (Korea Laboratory Accreditation Scheme) / A2LA (American Association for Laboratory Accreditation) that are under the ILAC (International Laboratory Accreditation Cooperation) Mutual Recognition Agreement (MRA). Data referencing : UNII ax Report (FCC ID: A3LSMS731U, Report No. HCT-RF-2507-FC014)

The report shall not be (partly) reproduced except in full without approval of the laboratory.

CONTENTS

1. GENERAL INFORMATION 5
EUT DESCRIPTION 5
ANTENNA CONFIGURATIONS 6
2. MAXIMUM OUTPUT POWER 8
3. TEST METHODOLOGY 9
EUT CONFIGURATION 9
EUT EXERCISE 9
GENERAL TEST PROCEDURES 9
DESCRIPTION OF TEST MODES 10
4. INSTRUMENT CALIBRATION 10
5. FACILITIES AND ACCREDITATIONS 10
5.1 FACILITIES 10
5.2 EQUIPMENT 10
6. ANTENNA REQUIREMENTS 11
7. MEASUREMENT UNCERTAINTY 11
8. DESCRIPTION OF TESTS 12
9. SUMMARY OF TEST RESULTS & DATA REFERENCING 31
10. TEST RESULT 33
10.1 DUTY CYCLE 33
10.2 26 dB BANDWIDTH & 99% BANDWIDTH 40
10.2.1 Ant.1 40
10.2.2 Ant.2 48
10.3 6 dB BANDWIDTH 58
10.3.1 Ant.1 58
10.3.2 Ant.2 61
10.4 OUTPUT POWER MEASUREMENT 66
10.4.1 MIMO_CDD(Ant.1+ Ant.2) 67
10.5 POWER SPECTRAL DENSITY 74
10.5.1 MIMO_CDD(Ant.1+Ant.2) 75
10.6 STRADDLE CHANNEL 85
10.6.1 Ant.1 86
10.6.2 Ant.2 88
10.7 RADIATED SPURIOUS EMISSIONS (9 kHz – 1 GHz) 98
10.8 RADIATED SPURIOUS EMISSIONS (Above 1 GHz) 99
10.9 RADIATED RESTRICTED BAND EDGE 115
11. LIST OF TESTEQUIPMENT 166
12. ANNEX A_ TEST SETUP PHOTO 168

The report shall not be (partly) reproduced except in full without approval of the laboratory.

1. GENERAL INFORMATION

EUT DESCRIPTION

Model	SM-S731B/DS	
Additional Model	SM-S731B	
EUT Type	Mobile Phone	
Power Supply	DC 3.88 V	
Modulation Type	OFDMA,OFDM	
Frequency Range (MHz)	U-NII-1	20 MHz BW : 5180 - 5240 40 MHz BW : 5190 - 5230 80 MHz BW : 5210 160 MHz BW : 5250
	U-NII-2A	20 MHz BW : 5260 - 5320 40 MHz BW : 5270 - 5310 80 MHz BW : 5290 160 MHz BW : 5250
	U-NII-2C	20 MHz BW : 5500 - 5720 40 MHz BW : 5510 - 5710 80 MHz BW : 5530 – 5690 160 MHz BW : 5570
	U-NII-3	20 MHz BW : 5745 - 5825 40 MHz BW : 5755 - 5795 80 MHz BW : 5775 160 MHz BW : 5815
	U-NII-4	20 MHz BW : 5845 - 5885 40 MHz BW : 5835 - 5875 80 MHz BW : 5855 160 MHz BW : 5815
Straddle channel	Supported	
TDWR Band	Supported	
Dynamic Frequency Selection	Slave without radar detection	
Antenna Specification	Type: Metal	
Serial number	Conducted : R3CY40XC89V Radiated : R3CY40DEF9Y	

The report shall not be (partly) reproduced except in full without approval of the laboratory.

ANTENNA CONFIGURATIONS

1. Antenna configuration

Configurations	SISO		MIMO	
	Ant.1	Ant.2	CDD	SDM
802.11ax (HE20/40/80/160)	O	O	O	O

Note:

(1) O = Support, X = Not Support

(2) SISO = Single Input Single Output

(3) SDM = Spatial Diversity Multiplexing

(4) CDD = Cyclic Delay Diversity

2.This device supports simultaneous transmission operation, which allows for two channels to operate independent of one another in the 2.4 GHz and 5 GHz or 6GHz Bands simultaneously on each antenna.

Simultaneous transmission Scenario	2.4 GHz WiFi Ant.1	2.4 GHz WiFi Ant.2	5 GHz WiFi Ant.1	5 GHz WiFi Ant.2	6 GHz WiFi Ant.1	6 GHz WiFi Ant.2	BTLE Ant.1	BTLE Ant.2	Test Case
2.4 GHz WiFi MIMO + 5 GHz WiFi MIMO	on	on	on	on	-	-	-	-	Scenario 1
2.4 GHz WiFi MIMO + 6 GHz WiFi MIMO	on	on	-	-	on	on	-	-	
BTLE ANT.1 + 5 GHz WiFi MIMO	-	-	on	on	-	-	on	-	Scenario 2
BTLE ANT.1 + 6 GHz WiFi MIMO	-	-			on	on	on	-	Scenario 3

The report shall not be (partly) reproduced except in full without approval of the laboratory.

3. Directional Gain Calculation

According to KDB 662911 D01 Multiple Transmitter Output v02r01 F) 2) e) (iii), f) ii)

$$\text{Directional Gain(CDD)} = 10 \cdot \log\left[\frac{\sum_{j=1}^{N_{SS}}\{\sum_{k=1}^{N_{ANT}} g_{j,k}\}^2}{N_{ANT}}\right]$$

Directional gain(SDM) = Gmax + 10·LOG(N_{ANT}/ N_{ss})

Band	Ant Gain (dBi)		N_{ANT}/ N_{ss}	Directional Gain (dBi)	
	ANT1	ANT2		CDD	SDM
UNII 1	-7.25	-7.25	2 / 2	-4.24	-7.25
UNII 2A	-7.25	-7.05		-4.14	-7.05
UNII 2C	-7.01	-7.51		-4.25	-7.01
UNII 3	-7.09	-8.14		-4.59	-7.09
UNII 4	-7.09	-8.74		-4.87	-7.09

Note

According to Ansi C63.10-2013 section 14.4.3, the directional gain is calculated using the formula, where GN is the gain of the nth antenna and NANT is the total number of antennas used.

Directional gain(CDD) = 10·log(((10$^{(ANT1\ Gain/20)}$+10$^{(ANT2\ Gain/20)}$)^2)/2) dBi

Directional gain(SDM) = Gmax + 10·LOG(N_{ANT}/ N_{ss})

Sample Calculation (Conducted Power, MIMO):

Ex) Ant 1 : 11.58 dBm Ant 2 : 12.08 dBm

Ant1 + Ant 2 = MIMO

(11.58 dBm + 12.08 dBm) = (14.387 mW + 16.143 mW) = 30.53 mW = 14.88 dBm

Sample Calculation (E.I.R.P & E.I.R.P Spectral Density, MIMO):

Ex) ANT1 : 15.35 dBm , ANT2 : 15.12 dBm, Directional Gain : 3 dBi

Conducted Power = (15.35 dBm + 15.12 dBm) = (34.276 mW + 32.508 mW) = 66.784 mW = 18.25 dBm

E.I.R.P = 18.25 dBm + 3 dBi = 21.25 dBm

The report shall not be (partly) reproduced except in full without approval of the laboratory.

2. MAXIMUM OUTPUT POWER

The transmitter has a maximum total conducted average output power as follows:

Band	Mode	MIMO_CDD(Ant.1+ Ant.2)					
		Ant.1 Power		Ant.2 Power		(Ant.1 + Ant.2) Power	
		(dBm)	(W)	(dBm)	(W)	(dBm)	(W)
UNII1	802.11ax(HE20)	16.65	0.046	15.01	0.032	18.92	0.078
	802.11ax(HE40)	13.20	0.021	10.95	0.012	15.23	0.033
	802.11ax(HE80)	13.48	0.022	11.61	0.014	15.66	0.037
UNII2A	802.11ax(HE20)	16.05	0.040	15.56	0.036	18.82	0.076
	802.11ax(HE40)	12.26	0.017	11.29	0.013	14.81	0.030
	802.11ax(HE80)	13.74	0.024	12.92	0.020	16.36	0.043
UNII1&2A	802.11ax(HE160)	12.09	0.016	10.94	0.012	14.56	0.029
UNII2C	802.11ax(HE20)	17.39	0.055	15.55	0.036	19.58	0.091
	802.11ax(HE40)	14.00	0.025	12.97	0.020	16.52	0.045
	802.11ax(HE80)	13.47	0.022	12.75	0.019	16.13	0.041
	802.11ax(HE160)	11.34	0.014	10.57	0.011	13.98	0.025
UNII3	802.11ax(HE20)	17.62	0.058	17.25	0.053	20.45	0.111
	802.11ax(HE40)	13.46	0.022	13.57	0.023	16.53	0.045
	802.11ax(HE80)	13.86	0.024	13.80	0.024	16.84	0.048
UNII4	802.11ax(HE20)	17.21	0.053	17.34	0.054	20.29	0.107
	802.11ax(HE40)	13.65	0.023	13.37	0.022	16.52	0.045
	802.11ax(HE80)	13.46	0.022	13.17	0.021	16.33	0.043
UNII3&4	802.11ax(HE160)	12.72	0.019	12.74	0.019	15.74	0.038

Band	Mode	MIMO_CDD(Ant.1+ Ant.2)			
		(Ant.1 + Ant.2) Power		(Ant.1 + Ant.2) EIRP Power	
		(dBm)	ANTGain(dBi)	(dBm)	(W)
UNII4	802.11ax(HE20)	20.29	-4.87	15.42	0.035
	802.11ax(HE40)	16.52	-4.87	11.66	0.015
	802.11ax(HE80)	16.33	-4.87	11.46	0.014
	802.11ax(HE160)	15.74	-4.87	10.88	0.012

The report shall not be (partly) reproduced except in full without approval of the laboratory.

3. TEST METHODOLOGY

The measurement procedure described in FCC KDB 789033 D02 General UNII Test Procedures New Rules v02r01 dated December 14, 2017 entitled "Guidelines for Compliance Testing of Unlicensed National Information Infrastructure (U-NII) Devices Part15, Subpart E" and ANSI C63.10(Version : 2013) 'the American National Standard of Procedures for Compliance Testing of Unlicensed Wireless Devices' were used in the measurement. Additionally, for U-NII-4 band, use the following measurement procedure KDB 291074 D02 EMC Measurement v01.

EUT CONFIGURATION

The EUT configuration for testing is installed on RF field strength measurement to meet the Commissions requirement and operating in a manner that intends to maximize its emission characteristics in a continuous normal application.

EUT EXERCISE

The EUT was operated in the engineering mode to fix the Tx frequency that was for the purpose of the measurements. According to its specifications, the EUT must comply with the requirements of the Section 15.207, 15.209 and 15.407 under the FCC Rules Part 15 Subpart E.

GENERAL TEST PROCEDURES

Conducted Emissions

The EUT is placed on the turntable, which is 0.8 m above ground plane. According to the requirements in Section 6.2 of ANSI C63.10. (Version :2013) Conducted emissions from the EUT measured in the frequency range between 0.15 MHz and 30MHz using CISPR Quasi-peak and average detector modes.

Radiated Emissions

The EUT is placed on a turn table, which is 0.8 m above ground plane below 1 GHz. Above 1 GHz with 1.5m using absorbers between the EUT and receive antenna. The turntable shall rotate 360 degrees to determine the position of maximum emission level. EUT is set 3 m away from the receiving antenna, which varied from 1 m to 4 m to find out the highest emission. And also, each emission was to be maximized by changing the polarization of receiving antenna both horizontal and vertical. In order to find out the max. emission, the relative positions of this hand-held transmitter (EUT) was rotated through three orthogonal axes according to the requirements in Section 6.6.5 of ANSI C63.10. (Version: 2013)

The report shall not be (partly) reproduced except in full without approval of the laboratory.

DESCRIPTION OF TEST MODES

The EUT has been tested under operating condition. Test program used to control the EUT for staying in continuous transmitting and receiving mode is programmed.

4. INSTRUMENT CALIBRATION

The measuring equipment, which was utilized in performing the tests documented herein, has been calibrated in accordance with the manufacturer's recommendations for utilizing calibration equipment's, which is traceable to recognized national standards.
Especially, all antenna for measurement is calibrated in accordance with the requirements of ANSI C63.5 (Version : 2017).

5. FACILITIES AND ACCREDITATIONS

5.1 FACILITIES

The SAC(Semi-Anechoic Chamber) and conducted measurement facility used to collect the radiated data are located at the 74, Seoicheon-ro 578beon-gil, Majang-myeon, Icheon-si, Gyeonggi-do, 17383, Rep. of KOREA. The site is constructed in conformance with the requirements of ANSI C63.4. (Version :2014) and CISPR Publication 22.
Detailed description of test facility was submitted to the Commission and accepted dated March 11, 2024 (Registration Number: KR0032).

5.2 EQUIPMENT

Radiated emissions are measured with one or more of the following types of Linearly polarized antennas: tuned dipole, bi-conical, log periodic, bi-log, and/or ridged waveguide, horn. Spectrum analyzers with pre-selectors and quasi-peak detectors are used to perform radiated measurements. Conducted emissions are measured with Line Impedance Stabilization Networks and EMI Test Receivers. Calibrated wideband preamplifiers, coaxial cables, and coaxial attenuators are also used for making measurements.
All receiving equipment conforms to CISPR Publication 16-1, "Radio Interference Measuring Apparatus and Measurement Methods."

The report shall not be (partly) reproduced except in full without approval of the laboratory.

6. ANTENNA REQUIREMENTS

According to FCC 47 CFR § 15.203, § 15.407:

"An intentional radiator antenna shall be designed to ensure that no antenna other than that furnished by the responsible party can be used with the device. The use of a permanently attached antenna or of an antenna that uses a unique coupling to the intentional radiator shall be considered sufficient to comply with the provisions of this section."

(1) The antennas of this E.U.T are permanently attached.

(2) The E.U.T Complies with the requirement of § 15.203, § 15.407

7. MEASUREMENT UNCERTAINTY

The measurement uncertainties shown below were calculated in accordance with the requirements of ANSI C63.10-2013.

All measurement uncertainty values are shown with a coverage factor of $k = 2$ to indicate a 95 % level of confidence.

The measurement data shown herein meets or exceeds the U_{CISPR} measurement uncertainty values specified in CISPR 16-4-2 and, thus, can be compared directly to specified limits to determine compliance.

Parameter	Expanded Uncertainty (±kHz)
X dB, 99% Bandwidth	95 (Confidence level about 95 %, *k=2*)
Frequency stability	28 (Confidence level about 95 %, *k=2*)

Parameter	Expanded Uncertainty (±dB)
Conducted Disturbance (150 kHz ~ 30 MHz)	1.54 (Confidence level about 95 %, *k=2*)
Conducted Output Power(Power Meter)	0.54 (Confidence level about 95 %, k=2)
Conducted Output Power(Signal Analyzer)	0.68 (Confidence level about 95 %, k=2)
Power Spectral Density	1.03 (Confidence level about 95 %, k=2)
Radiated Disturbance (9 kHz ~ 30 MHz)	4.36 (Confidence level about 95 %, *k*=2)
Radiated Disturbance (30 MHz ~ 1 GHz)	5.68 (Confidence level about 95 %, *k*=2)
Radiated Disturbance (1 GHz ~ 18 GHz)	5.75 (Confidence level about 95 %, *k*=2)
Radiated Disturbance (18 GHz ~ 40 GHz)	5.82 (Confidence level about 95 %, *k*=2)

The report shall not be (partly) reproduced except in full without approval of the laboratory.

8. DESCRIPTION OF TESTS

8.1. Duty Cycle

Test Configuration

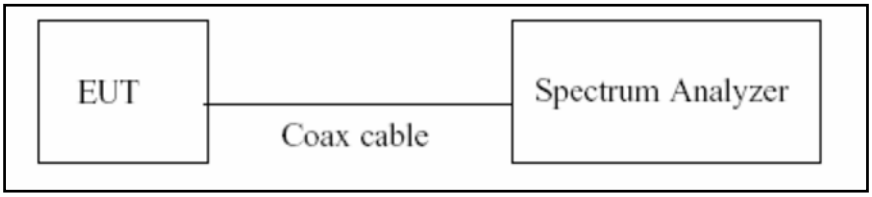

Test Procedure

The transmitter output is connected to the Spectrum Analyzer.

We tested according to Procedure B.2 in KDB 789033 D02 v02r01.

1. RBW = 8 MHz (the largest available value)
2. VBW = 8 MHz (≥ RBW)
3. SPAN = 0 Hz
4. Detector = Peak
5. Number of points in sweep > 100
6. Trace mode = Clear write
7. Measure T_{total} and T_{on}
8. Calculate Duty Cycle = T_{on}/ T_{total} and Duty Cycle Factor = 10log(1/Duty Cycle)

The report shall not be (partly) reproduced except in full without approval of the laboratory.

8.2. 6 dB Bandwidth & 26 dB Bandwidth

Limit

Within the 5.725-5.85 GHz(NII-3) &5.85-5.925 GHz(NII-4) band, the minimum 6 dB bandwidth of U-NII devices shall be at least 500 kHz.

Test Configuration

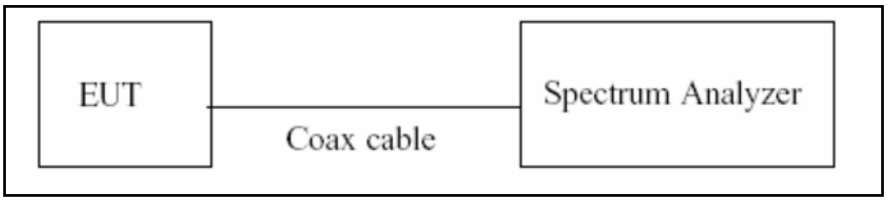

Test Procedure(26 dB Bandwidth)

The transmitter output is connected to the Spectrum Analyzer.

We tested according to Procedure C.1 in KDB 789033 D02 v02r01.

1. RBW = approximately 1 % of the emission bandwidth
2. VBW > RBW
3. Detector = Peak
4. Trace mode = Max Hold
5. Measure the maximum width of the emission that is 26 dB down from the maximum of the emission. Compare this with the RBW setting of the analyzer. Readjust RBW and repeat measurement as needed until the RBW/EBW ratio is approximately 1 %.

Test Procedure (6 dB Bandwidth)

The transmitter output is connected to the Spectrum Analyzer.

We tested according to Procedure C.2 in KDB 789033 D02 v02r01.

1. RBW = 100 kHz
2. VBW ≥ 3 x RBW
3. Detector = Peak
4. Trace mode = Max Hold
5. Allow the trace to stabilize
6. Measure the maximum width of the emission that is constrained by the frequencies associated with the two outermost amplitude points(upper and lower frequencies) that are attenuated by 6 dB relative to the maximum lever measured in the fundamental emission.

Note:

1. We tested X dB bandwidth using the automatic bandwidth measurement capability of a spectrum analyzer.
2. DFS test channels should be defined. So, we performed the OBW test to prove that no part of the fundamental emissions of any channels belong to UNII1 and UNII3 band for DFS.
3. The 26 dB bandwidth is used to determine the conducted power limits.

The report shall not be (partly) reproduced except in full without approval of the laboratory.

8.3. Output Power Measurement

Limit

Band	Limit
UNII 1	- Master : Not exceed 1 W(=30 dBm) - Slave : Not exceed 250 mW(=23.98 dBm)
UNII 2A, 2C	Not exceed the lesser of 250 mW or 11 dBm + 10 log B, (where B is the 26 dB emission bandwidth in megahertz.)
UNII 3	Not exceed 1 W(=30 dBm)
UNII 4	EIRP 30 dBm

Test Configuration

Power Meter

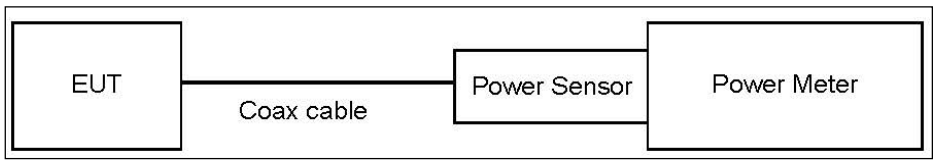

Spectrum Analyzer(Only Straddle Channel)

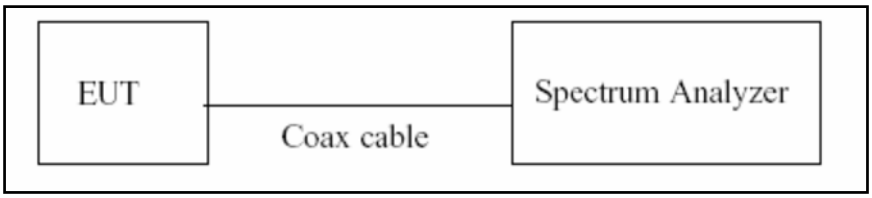

Test Procedure(Power Meter)

We tested according to Procedure E.3.a in KDB 789033 D02 v02r01.

1. Measure the duty cycle.
2. Measure the average power of the transmitter. This measurement is an average over both the on and off periods of the transmitter.
3. Add 10 log (1/x), where x is the duty cycle, to the measured power in order to compute the average power during the actual transmission times.

The report shall not be (partly) reproduced except in full without approval of the laboratory.

Test Procedure(Spectrum Analyzer)

The transmitter output is connected to the Spectrum Analyzer.

We use the spectrum analyzer's integrated band power measurement function.

We tested according to Procedure E.2.d) in KDB 789033 D02 v02r01.

1. Measure the duty cycle.
2. Set span to encompass the 26 dB EBW of the signal.
3. RBW = 1 MHz.
4. VBW ≥ 3 MHz.
5. Number of points in sweep ≥ 2 x span/RBW.
6. Sweep time = auto.
7. Detector = RMS.
8. Do not use sweep triggering. Allow the sweep to "free run".
9. Trace average at least 100 traces in power averaging(RMS) mode
10. Integrated bandwidth = OBW
11. Add 10log(1/x), where x is the duty cycle, to the measured power in order to compute the average power during the actual transmission times.

Sample Calculation

Total Power(dBm) = Measured Value(dBm) + ATT loss(dB) + Cable loss(dB) + Duty Cycle Factor(dB)

Note

1. Spectrum Measured Values are not plot data.
   The power results in plot is already including the actual values of loss for the attenuator and cable combination.
2. Spectrum offset : Attenuator loss(20 dB) + Cable loss + EUT Cable Loss(0.56 dB)
3. Actual value of loss for the attenuator and cable combination is below table.

Band	Loss(dB)
UNII 1	21.40
UNII 2A	21.40
UNII 2C	21.40
UNII 3&4	21.40

(Actual value of loss for the attenuator and cable combination)

The report shall not be (partly) reproduced except in full without approval of the laboratory.

8.4. Power Spectral Density

Limit

Band	Limit
UNII 1	11 dBm/MHz
UNII 2A, 2C	11 dBm/MHz
UNII 3	30 dBm/500 kHz
UNII 4	EIRP 14 dBm/MHz

Test Configuration

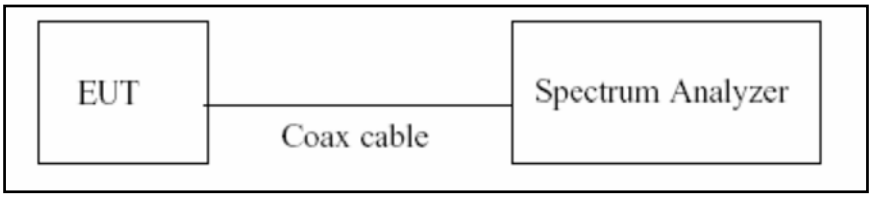

Test Procedure

We tested according to Procedure F in KDB 789033 D02 v02r01.

1. Set span to encompass the entire emission bandwidth(EBW) of the signal.
2. RBW = 1 MHz(510 kHz for UNII 3)
3. VBW ≥ 3 MHz
4. Number of points in sweep ≥ 2 x span/RBW.
5. Sweep time = auto.
6. Detector = RMS(i.e., power averaging), if available. Otherwise, use sample detector mode.
7. Do not use sweep triggering. Allow the sweep to “free run”.
8. Trace average at least 100 traces in power averaging(RMS) mode
9. Use the peak search function on the spectrum analyzer to find the peak of the spectrum.
10. If Method SA-2 was used, add 10 log(1/x), where x is the duty cycle, to the peak of the spectrum.

The report shall not be (partly) reproduced except in full without approval of the laboratory.

Sample Calculation

Total PSD(dBm) = Measured Value(dBm) + ATT loss(dB) + Cable loss(dB) + Duty Cycle Factor(dB)

Note

1. Spectrum Measured Values are not plot data.
   The PSD results in plot is already including the actual values of loss for the attenuator and cable combination.
2. Spectrum offset : Attenuator loss(20 dB) + Cable loss + EUT Cable Loss(0.56 dB)
3. Actual value of loss for the attenuator and cable combination is below table.

Band	Loss(dB)
UNII 1	21.40
UNII 2A	21.40
UNII 2C	21.40
UNII 3&4	21.40

(Actual value of loss for the attenuator and cable combination)

The report shall not be (partly) reproduced except in full without approval of the laboratory.

8.5. AC Power line Conducted Emissions

Limit

For an intentional radiator that is designed to be connected to the public utility (AC) power line, the radio frequency voltage that is conducted back onto the AC power line on any frequency or frequencies, within the band 150 kHz to 30 MHz, shall not exceed the limits in the following table, as measured using a 50 μH/50 ohms line impedance stabilization network (LISN).

Frequency Range (MHz)	Limits (dBμV)	
	Quasi-peak	Average
0.15 to 0.50	66 to 56[(a)]	56 to 46[(a)]
0.50 to 5	56	46
5 to 30	60	50

[(a)]Decreases with the logarithm of the frequency.

Compliance with this provision shall be based on the measurement of the radio frequency voltage between each power line (LINE and NEUTRAL) and ground at the power terminals.

Test Configuration

See test photographs attached in Annex A for the actual connections between EUT and support equipment.

Test Procedure

1. The EUT is placed on a wooden table 80 cm above the reference ground plane.
2. The EUT is connected via LISN to a test power supply.
3. The measurement results are obtained as described below:
4. Detectors: Quasi Peak and Average Detector.

Sample Calculation

Quasi-peak(Final Result) = Measured Value + Correction Factor

The report shall not be (partly) reproduced except in full without approval of the laboratory.

8.6. Radiated Test

Limit

1. UNII 1: All emissions outside of the 5.15-5.35 GHz band shall not exceed an EIRP of −27 dBm/MHz.
2. UNII 2A, 2C: All emissions outside of the 5.47-5.725 GHz band shall not exceed an EIRP of −27 dBm/MHz.
3. UNII 3: All emissions shall be limited to a level of −27 dBm/MHz at 75 MHz or more above or below the band edge increasing linearly to 10 dBm/MHz at 25 MHz above or below the band edge, and from 25 MHz above or below the band edge increasing linearly to a level of 15.6 dBm/MHz at 5 MHz above or below the band edge, and from 5 MHz above or below the band edge increasing linearly to a level of 27 dBm/MHz at the band edge.
4. UNII 4: [Low Channel O.O.B.E] measured with a Peak detector

   For a client device or indoor access point or subordinate device, all emissions below 5.725 GHz shall not exceed an e.i.r.p. of −27 dBm/MHz at 5.65 GHz increasing linearly to 10 dBm/MHz at 5.7 GHz, and from 5.7 GHz increasing linearly to a level of 15.6 dBm/MHz at 5.72 GHz, and from 5.72 GHz increasing linearly to a level of 27 dBm/MHz at 5.725 GHz.

   [High Channel O.O.B.E] measured with a RMS detector

   For a client device, all emissions at or above 5.895 GHz shall not exceed an e.i.r.p. of −5 dBm/MHz and shall decrease linearly to an e.i.r.p. of −27 dBm/MHz at or above 5.925 GHz.

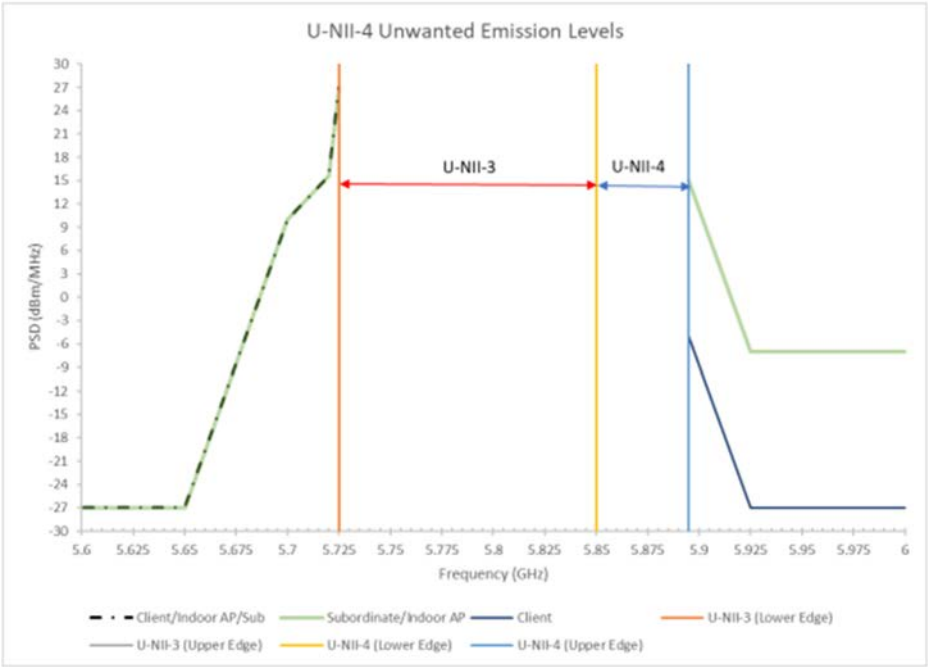

Figure 1. Out of Band Emission Mask of U-NII Devices Operating in the 5.850-5.895 GHz Band

The report shall not be (partly) reproduced except in full without approval of the laboratory.

5. All out of band emissions appearing in a restricted band as specified in Section 15.205 of the Title 47 CFR must not exceed the limits shown in Section 15.209.

Frequency (MHz)	Field Strength (μV/m)	Measurement Distance (m)
0.009 – 0.490	2400/F(kHz)	300
0.490 – 1.705	24000/F(kHz)	30
1.705 – 30	30	30
30-88	100	3
88-216	150	3
216-960	200	3
Above 960	500	3

Test Configuration

Below 30 MHz

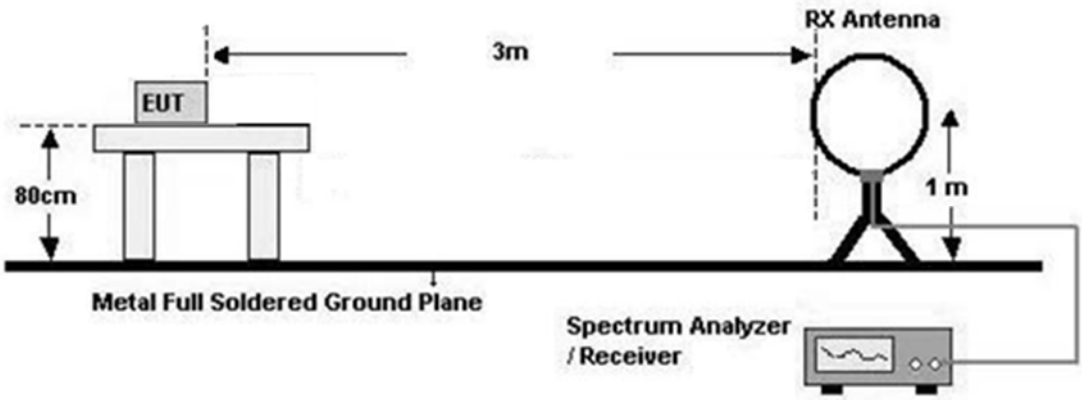

The report shall not be (partly) reproduced except in full without approval of the laboratory.

30 MHz - 1 GHz

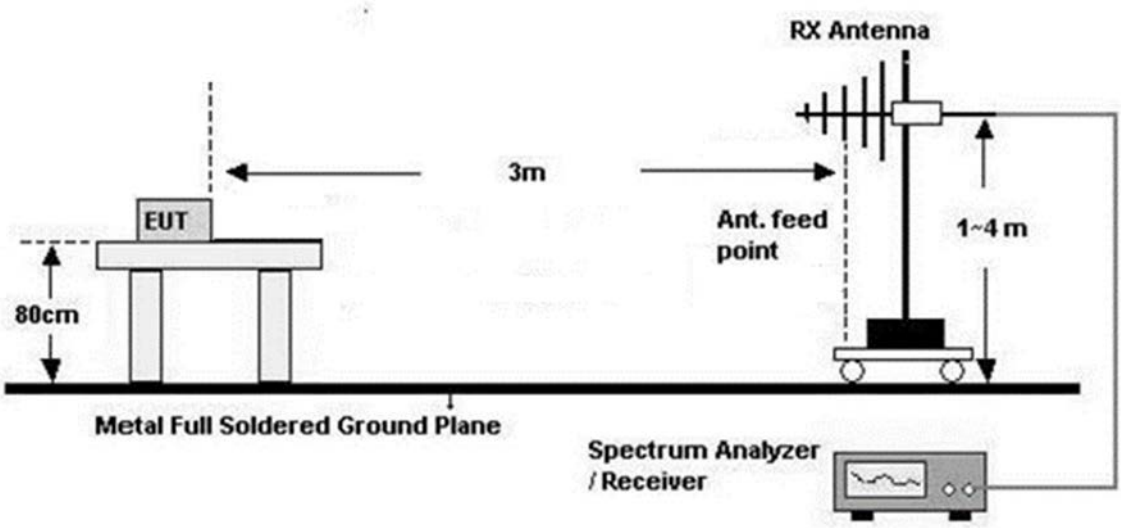

Above 1 GHz

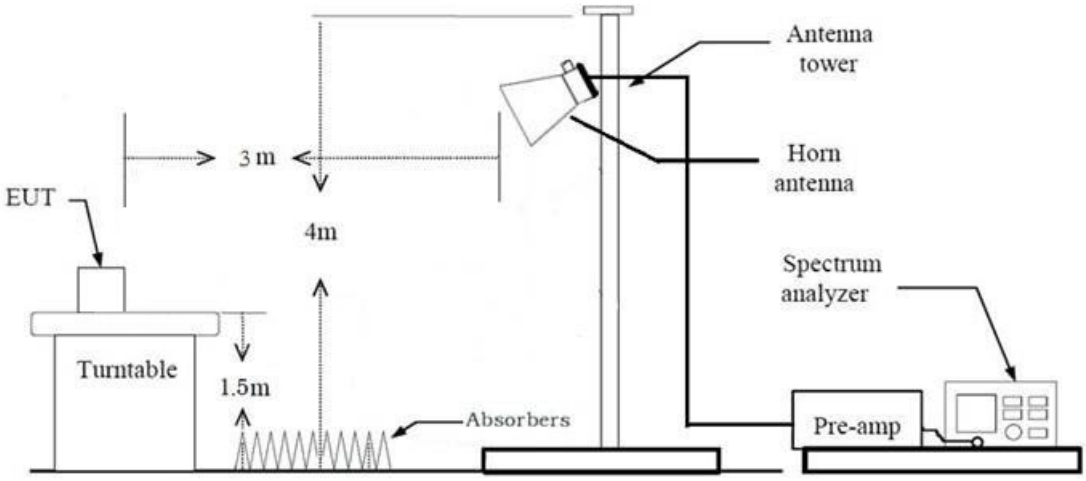

Test Procedure of Radiated spurious emissions(Below 30 MHz)

1. The EUT was placed on a non-conductive table located on semi-anechoic chamber.
2. The loop antenna was placed at a location 3 m from the EUT
3. The EUT is placed on a turntable, which is 0.8m above ground plane.
4. We have done x, y, z planes in EUT and horizontal and vertical polarization and Parallel to the ground plane in detecting antenna.
5. The turntable shall be rotated for 360 degrees to determine the position of maximum emission level.
6. Distance Correction Factor(0.009 MHz – 0.490 MHz) =40log(3 m/300 m)= - 80 dB
   Measurement Distance : 3 m
7. Distance Correction Factor(0.490 MHz – 30 MHz) =40log(3 m/30 m)= - 40 dB

The report shall not be (partly) reproduced except in full without approval of the laboratory.

Measurement Distance : 3 m

8. Spectrum Setting

- Frequency Range = 9 kHz ~ 30 MHz
- Detector = Peak
- Trace = Max Hold
- RBW = 9 kHz
- VBW ≥ 3 x RBW

9.Total = Measured Value + Antenna Factor(A.F) + Cable Loss(C.L) + Distance Factor(D.F)

10. Measurement value only up to 6 maximum emissions noted, or would be lesser if no specific emissions from the EUT are recorded (ie: margin > 20 dB from the applicable limit) and considered that's already beyond the background noise floor.

KDB 414788 OFS and Chamber Correlation Justification

Base on FCC 15.31 (f) (2): measurements may be performed at a distance closer than that specified in the regulations; however, an attempt should be made to avoid making measurements in the near field.

OFS and chamber correlation testing had been performed and chamber measured test result is the worst case test result.

Test Procedure of Radiated spurious emissions(Below 1 GHz)

1. The EUT was placed on a non-conductive table located on semi-anechoic chamber.
2. The EUT is placed on a turntable, which is 0.8m above ground plane.
3. The Hybrid antenna was placed at a location 3 m from the EUT, which is varied from 1 m to 4 m to find out the highest emissions.
4. We have done x, y, z planes in EUT and horizontal and vertical polarization in detecting antenna.
5. The turntable shall be rotated for 360 degrees to determine the position of maximum emission level.
6. Spectrum Setting

(1) Measurement Type(Peak):

- Measured Frequency Range : 30 MHz – 1 GHz
- Detector = Peak
- Trace = Max Hold
- RBW = 100 kHz
- VBW ≥ 3 x RBW

(2) Measurement Type(Quasi-peak):

- Measured Frequency Range : 30 MHz – 1 GHz
- Detector = Quasi-Peak
- RBW = 120 kHz

※In general, (1) is used mainly

7.Total = Measured Value + Antenna Factor(A.F) + Cable Loss(C.L)

The report shall not be (partly) reproduced except in full without approval of the laboratory.

8. Measurement value only up to 6 maximum emissions noted, or would be lesser if no specific emissions from the EUT are recorded (ie: margin > 20 dB from the applicable limit) and considered that's already beyond the background noise floor.

Test Procedure of Radiated spurious emissions (Above 1 GHz)

1. The EUT is placed on a turntable, which is 1.5 m above ground plane.
2. We have done x, y, z planes in EUT and horizontal and vertical polarization in detecting antenna.
3. The turntable shall be rotated for 360 degrees to determine the position of maximum emission level.
4. EUT is set 3 m away from the receiving antenna, which is varied from 1 m to 4 m to find out the highest emissions.
5. Maximum procedure was performed on the six highest emissions to ensure EUT compliance.
6. Each emission was to be maximized by changing the polarization of receiving antenna both horizontal and vertical.
7. The unit was tested with its standard battery.
8. Spectrum Setting
   (1) Measurement Type (Peak, G.5 in KDB 789033 v02r01):
   - RBW = 1 MHz
   - VBW ≥ 3 MHz
   - Detector = Peak
   - Sweep Time = auto
   - Trace mode = Max Hold
   - Allow sweeps to continue until the trace stabilizes.
     Note that if the transmission is not continuous, the time required for the trace to stabilize will increase by a factor of approximately 1/x, where x is the duty cycle.

   (2) Measurement Type (Average, G.6.d in KDB 789033 v02r01):
   - RBW = 1 MHz
   - VBW(Duty cycle ≥ 98 percent) = VBW ≤ RBW/100(i.e., 10 kHz) but not less than 10 Hz.
   - VBW(Duty cycle is < 98 percent) = VBW ≥ 1/T, where T is the minimum transmission duration.
   - The analyzer is set to linear detector mode.
   - Detector = Peak.
   - Sweep time = auto.
   - Trace mode = Max Hold.
   - Allow Max Hold to run for at least 50 traces if the transmitted signal is continuous or has at least 98 percent duty cycle. For lower duty cycles, increase the minimum number of traces by a factor of 1/x, where x is the duty cycle.
9. Measurement value only up to 6 maximum emissions noted, or would be lesser if no specific emissions from the EUT are recorded (ie: margin > 20 dB from the applicable limit) and considered

The report shall not be (partly) reproduced except in full without approval of the laboratory.

that's already beyond the background noise floor

10. Measuring frequencies from 1 GHz to the 10th harmonic of highest fundamental frequency
11. Distance extrapolation factor = 20log (test distance / specific distance) (dB)
12. Total = Measured Value + Antenna Factor(A.F) + Cable Loss(C.L) - Amp Gain(A.G) + Distance Factor(D.F)

Test Procedure of Radiated Restricted Band Edge

1. The EUT is placed on a turntable, which is 1.5 m above ground plane.
2. We have done x, y, z planes in EUT and horizontal and vertical polarization in detecting antenna.
3. The turntable shall be rotated for 360 degrees to determine the position of maximum emission level.
4. EUT is set 3 m away from the receiving antenna, which is varied from 1 m to 4 m to find out the highest emissions.
5. Maximum procedure was performed on the six highest emissions to ensure EUT compliance.
6. Each emission was to be maximized by changing the polarization of receiving antenna both horizontal and vertical.
7. The unit was tested with its standard battery.
8. Spectrum Setting
   (1) Measurement Type(Peak, G.5 in KDB 789033 v02r01):
   - RBW = 1 MHz
   - VBW ≥ 3 MHz
   - Detector = Peak
   - Sweep Time = auto
   - Trace mode = Max Hold
   - Allow sweeps to continue until the trace stabilizes.
     Note that if the transmission is not continuous, the time required for the trace to stabilize will increase by a factor of approximately 1/x, where x is the duty cycle.

   (2) Measurement Type(Average, G.6.d in KDB 789033 v02r01):
   - RBW = 1 MHz
   - VBW(Duty cycle ≥ 98 percent) = VBW ≤ RBW/100(i.e., 10 kHz) but not less than 10 Hz.
   - VBW(Duty cycle is < 98 percent) = VBW ≥ 1/T, where T is the minimum transmission duration.
   - The analyzer is set to linear detector mode.
   - Detector = Peak.
   - Sweep time = auto.
   - Trace mode = Max Hold.
   - Allow Max Hold to run for at least 50 traces if the transmitted signal is continuous or has at least 98 percent duty cycle. For lower duty cycles, increase the minimum number of traces by a factor of 1/x, where x is the duty cycle.
9. Measured Frequency Range :
   - 4 500 MHz ~ 5 150 MHz
   - 5 350 MHz ~ 5 460 MHz
   - 5 460 MHz ~ 5 470 MHz

The report shall not be (partly) reproduced except in full without approval of the laboratory.

- (75 MHz or more below the 5 725 MHz) ~ 5 725 MHz
- 5 850 MHz ~ (75 MHz or more above the 5 850 MHz)

10. Distance extrapolation factor = 20log (test distance / specific distance) (dB)
11. Total = Measured Value + Antenna Factor(A.F) + Cable Loss(C.L) - Amp Gain(A.G) + Attenuator(ATT) + Distance Factor(D.F)

The report shall not be (partly) reproduced except in full without approval of the laboratory.

The actual setting value of VBW

Mode	Tone	Worst Data rate (Mbps)	Duty Cycle	Duty Cycle Factor (dB)	VBW (1/T) (kHz)	The actual setting value of VBW (Hz)
802.11ax (HE20)	26	MCS0	0.968	0.140	0.351	1 000
	52	MCS0	0.941	0.265	0.685	1 000
	106	MCS0	0.889	0.511	1.377	3 000
	242	MCS0	0.795	0.996	2.823	3 000
802.11ax (HE40)	26	MCS0	0.969	0.139	0.350	1 000
	52	MCS0	0.941	0.265	0.685	1 000
	106	MCS0	0.888	0.516	1.377	3 000
	242	MCS0	0.794	1.000	2.823	3 000
	484	MCS0	0.697	1.565	4.750	5 000
802.11ax (HE80)	26	MCS0	0.969	0.135	0.350	1 000
	52	MCS0	0.941	0.264	0.685	1 000
	106	MCS0	0.889	0.512	1.376	3 000
	242	MCS0	0.795	0.994	2.818	3 000
	484	MCS0	0.698	1.564	4.751	5 000
	996	MCS0	0.599	2.229	7.351	10 000
802.11ax (HE160)	26	MCS0	0.969	0.139	0.350	1 000
	52	MCS0	0.941	0.264	0.684	1 000
	106	MCS0	0.888	0.516	1.377	3 000
	242	MCS0	0.795	0.996	2.823	3 000
	484	MCS0	0.697	1.565	4.750	5 000
	996	MCS0	0.601	2.211	7.321	10 000
	2x996	MCS0	0.532	2.740	9.659	10 000
802.11ax (SU)	BW 20	MCS0	0.793	1.010	2.853	3 000
	BW 40	MCS0	0.694	1.588	4.839	5 000
	BW 80	MCS0	0.593	2.272	7.559	10 000
	BW 160	MCS0	0.522	2.821	10.048	10 000

The report shall not be (partly) reproduced except in full without approval of the laboratory.

8.7. Test RU for Tones

BW (MHz)	Tones (T)	RU offset	Test RU offset		
			Low	Mid	High
20	26	0~8	0	4	8
	52	37~40	37	38	40
	106	53~54	53	-	54
	242	61	-	61	-
40	26	0~17	0	9	17
	52	37~44	37	41	44
	106	53~56	53	54	56
	242	61~62	61	-	62
	484	65	-	65	-
80	26	0~36	0	18	36
	52	37~52	37	45	52
	106	53~60	53	57	60
	242	61~64	61	62	64
	484	65~66	65	-	66
	996	67	-	67	-
160	26	0~36	0	18	36
	52	37~52	37	45	52
	106	53~60	53	57	60
	242	61~64	61	62	64
	484	65~66	65	-	66
	996	67	-	67	-
	2x996	68	-	68	-

The report shall not be (partly) reproduced except in full without approval of the laboratory.

8.8. Worst case configuration and mode

Conducted test

1. All data rate of operation were investigated and the worst case results are reported.
   - HE20, HE40, HE80, HE160 : MCS0
2. SM-S731B/DS, SM-S731B were tested and the worst case results are reported.

(Worst case: SM-S731B/DS)

Radiated test

1. All modes of operation were investigated and the worst case configuration results are reported.
   - Mode : Stand alone, Stand alone + External accessories
   - Worstcase : Stand alone
2. All data rate of operation were investigated and the worst case results are reported.
   (Worst case : MCS0)
3. All Antenna of operation were investigated and the worst case results are reported
   - Antenna Operation Type : SISO, MIMO_CDD(Ant.1+Ant.2), MIMO_SDM(Ant.1+Ant.2)
   - Worstcase : MIMO_CDD(Ant.1+Ant.2)
4. EUT Axis
   - Radiated Spurious Emissions: X
   - Radiated Restricted Band Edge : X
5. All position of loop antenna were investigated and the test result is a no critical peak found at all positions.
   - Position : Horizontal, Vertical, Parallel to the ground plane
6. All mode(Tone, RU Offset) of operation were investigated and the worst case configuration results are reported
7. SM-S731B/DS, SM-S731B were tested and the worst case results are reported.

(Worst case: SM-S731B/DS)

AC Power line Conducted Emissions

1. Please refer to the [UNII] Test Report.
2. SM-S731B/DS, SM-S731B were tested and the worst case results are reported.

(Worst case: SM-S731B/DS)

The report shall not be (partly) reproduced except in full without approval of the laboratory.

[RSE Worst case]

Test	BW (MHz)	Tones (T)	Offset
RSE	20	26	4
		242	61
	40	26	9
		484	65
	80	26	18
		SU	-
	160	26 (160(80L))	18
		2x996	68

The report shall not be (partly) reproduced except in full without approval of the laboratory.

[Bandedge Worst case]

Test	BW (MHz)	Tones (T)	Offset Lower	Offset Upper
Bandedge	20	26	0	8
		52	37	40
		106	53	54
		242	61	61
		SU	-	-
	40	26	0	17
		52	37	44
		106	53	56
		242	61	62
		484	65	65
		SU	-	-
	80	26	0	36
		52	37	52
		106	53	60
		242	61	64
		484	65	66
		996	67	67
		SU	-	-
	160(80L)	26	0	-
		52	37	-
		106	53	-
		242	61	-
		484	65	-
		996	67	-
		2x996	68	-
		SU	-	-
	160(80U)	26	-	36
		52	-	52
		106	-	60
		242	-	64
		484	-	66
		996	-	67
		2x996	-	68
		SU	-	-

Radiated test(Simultaneous transmission Scenario)

1. Please refer to the [DTS], [BT LE], [UNII], [UNII 6G] Test Report.

The report shall not be (partly) reproduced except in full without approval of the laboratory.

9. SUMMARY OF TEST RESULTS & DATA REFERENCING

9.1. Test result

Test Description	FCC Part Section(s)	Test Limit	Test Condition	Test Result
26 dB Bandwidth	§ 15.407 (for Power Measurement)	N/A	Conducted	PASS
6 dB Bandwidth	§ 15.407(e)	>500 kHz (5725-5850 MHz)(UNII-3) (5850-5895 MHz)(UNII-4)		PASS
Maximum Conducted Output Power	§ 15.407(a)(1),(2),(3)	< 250 mW(5150-5250 MHz) < 250 mW or 11+10log$_{10}$ (BW) dBm (5250-5350 MHz) < 250 mW or 11+10log$_{10}$ (BW) dBm (5470-5725 MHz) <1 W (5725-5850 MHz) <1 W (5850-5895 MHz)		PASS
Maximum EIRP Output Power	§ 15.407(a)(3)(iii)	< EIRP 30dBm (5850-5895 MHz)		PASS
Maximum Power Spectral Density	§ 15.407(a)(1),(2),(3)	<11 dBm/ MHz (5150-5250 MHz) <11 dBm/ MHz (5250-5350 MHz) <11 dBm/ MHz (5470-5725 MHz) <30 dBm/500 kHz(5725-5850 MHz) < EIRP 14 dBm/MHz(5850-5895 MHz)		PASS
Frequency Stability	§ 15.407(g) § 2.1055	Maintained within the band		PASS (Note1)
AC Conducted Emissions 150 kHz-30 MHz	15.207 15.407(b)(9)	<FCC 15.207 limits		PASS (Note1)
Undesirable Emissions	§ 15.407(b)(1),(2),(3),(4) § 15.407(b)(5)(ii),(iii)	<-27 dBm/MHz EIRP (UNII1, 2A, 2C) cf. Section 8.6 (UNII 3&4)	Radiated	PASS
General Field Strength Limits(Restricted Bands and Radiated Emission Limits)	15.205, 15.407(b)(9),(10)	Emissions in restricted bands must meet the radiated limits detailed in 15.209		PASS

Note:

1. Please refer to the [UNII] Test Report.
2. UNII 2A, 2C: TPC mechanism is not required for systems with an e.i.r.p. of less than 500 mW.
3. The decision rule applies 'simple acceptance'

The report shall not be (partly) reproduced except in full without approval of the laboratory.

9.2. Data Referencing

Equipment Class	Rule Part	Test item	Data Referencing	Comments
UNII (WLAN 5GHz)	§ 15.407 (for Power Measurement)	26 dB Bandwidth	Y	-
	15.407(e)	6 dB Bandwidth	Y	-
	§ 15.407(a)(1),(2),(3)	Maximum Conducted output power	Y	Spot-check
	§ 15.407(a)(3)(iii)	Maximum EIRP Output Power	Y	-
	§ 15.407(a)(1),(2),(3)	Maximum Power Spectral Density	Y	-
	15.207 15.407(b)(8)	AC conducted Emission	Y	-
	§ 15.407(g) § 2.1055	Frequency Stability	Y	-
	§ 15.407(b) (1),(2),(3),(4) § 15.407(b)(5)(ii),(iii) § 15.35(b)	Undesirable Emissions	Y	Spot-check
	15.205, 15.407(b)(9),(10)	General Field Strength (Restricted bands and Radiated emission)	Y	Spot-check
	15.407(h)	DFS	Y	-

Spot-Check Result

1. Data was leveraged from model SM-S731U for the certification of SM-S731B/DS.
2. Please refer to the [FCC Evaluation] Report.

The report shall not be (partly) reproduced except in full without approval of the laboratory.

10. TEST RESULT

10.1 DUTY CYCLE

Mode	Tone	Worst Data rate (Mbps)	T_{on} (ms)	T_{total} (ms)	Duty Cycle	Duty Cycle Factor (dB)
802.11ax (HE20)	26	MCS0	2.851	2.945	0.968	0.140
	52	MCS0	1.460	1.552	0.941	0.265
	106	MCS0	0.726	0.817	0.889	0.511
	242	MCS0	0.354	0.446	0.795	0.996
802.11ax (HE40)	26	MCS0	2.854	2.947	0.969	0.139
	52	MCS0	1.460	1.552	0.941	0.265
	106	MCS0	0.726	0.818	0.888	0.516
	242	MCS0	0.354	0.446	0.794	1.000
	484	MCS0	0.211	0.302	0.697	1.565
802.11ax (HE80)	26	MCS0	2.855	2.945	0.969	0.135
	52	MCS0	1.460	1.551	0.941	0.264
	106	MCS0	0.727	0.818	0.889	0.512
	242	MCS0	0.355	0.446	0.795	0.994
	484	MCS0	0.211	0.302	0.698	1.564
	996	MCS0	0.136	0.227	0.599	2.229
802.11ax (HE160)	26	MCS0	2.854	2.947	0.969	0.139
	52	MCS0	1.462	1.553	0.941	0.264
	106	MCS0	0.726	0.818	0.888	0.516
	242	MCS0	0.354	0.446	0.795	0.996
	484	MCS0	0.211	0.302	0.697	1.565
	996	MCS0	0.137	0.227	0.601	2.211
	2x996	MCS0	0.104	0.195	0.532	2.740
802.11ax (SU)	BW 20	MCS0	0.350	0.442	0.793	1.010
	BW 40	MCS0	0.207	0.298	0.694	1.588
	BW 80	MCS0	0.132	0.223	0.593	2.272
	BW 160	MCS0	0.100	0.191	0.522	2.821

Note:

1. Duty Cycle Factor = 10·log(1/Duty Cycle). where, Duty Cycle = T_{on} / T_{total}

The report shall not be (partly) reproduced except in full without approval of the laboratory.

▣ Test Plots

(Bandwidth 20M Ch.100(5500 MHz))

26Tone MCS0

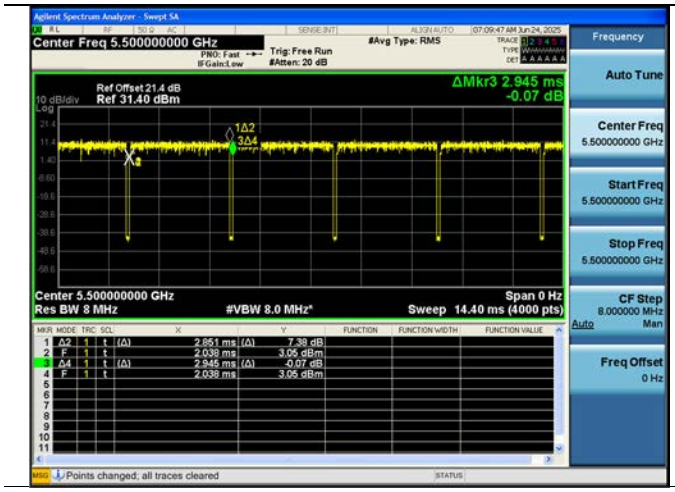

52Tone MCS0

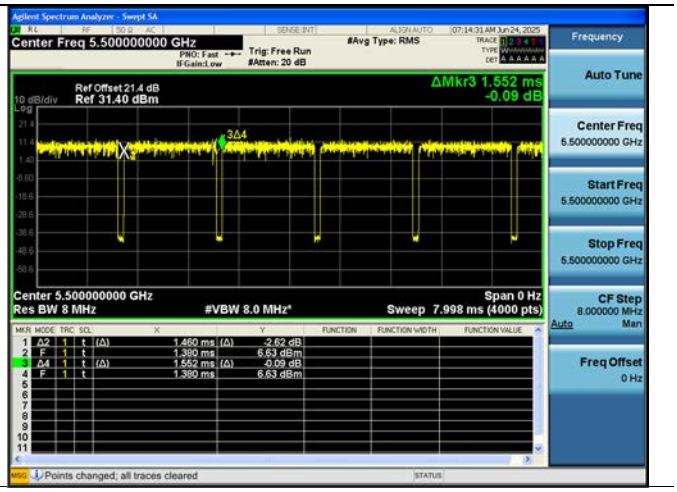

106Tone MCS0

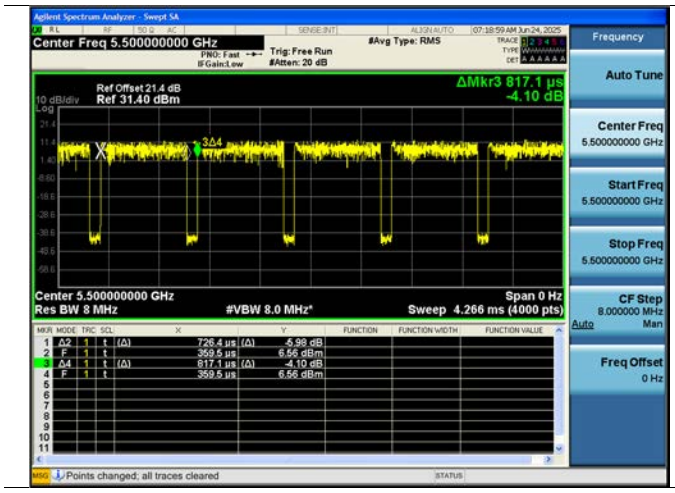

242Tone MCS0

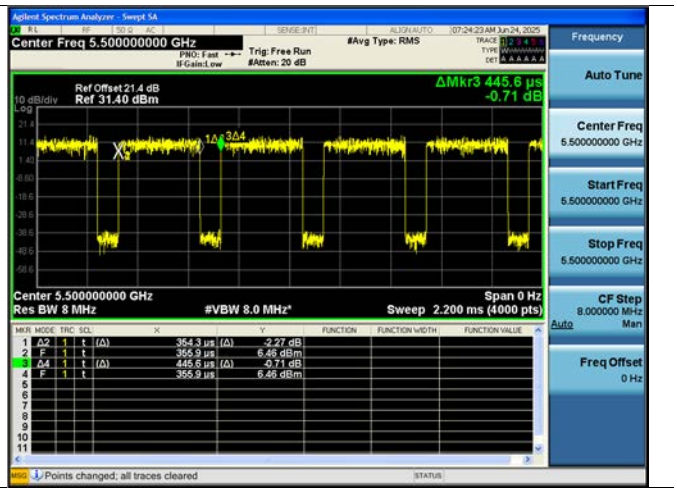

SU MCS0

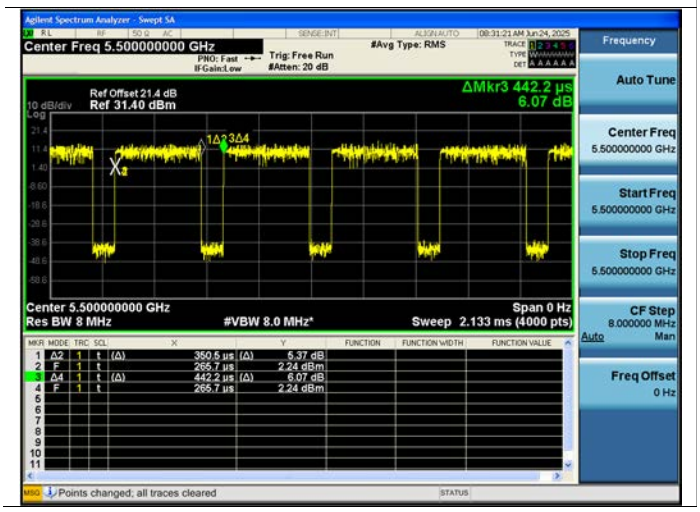

The report shall not be (partly) reproduced except in full without approval of the laboratory.

▣ Test Plots(Bandwidth 40M Ch.102(5510 MHz))

26Tone MCS0

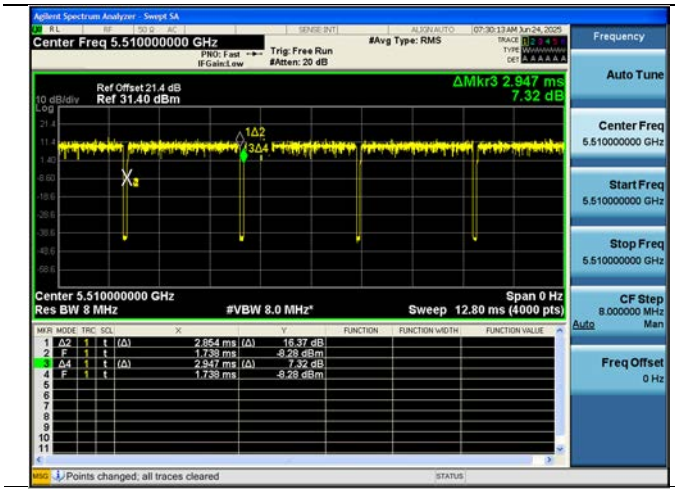

52Tone MCS0

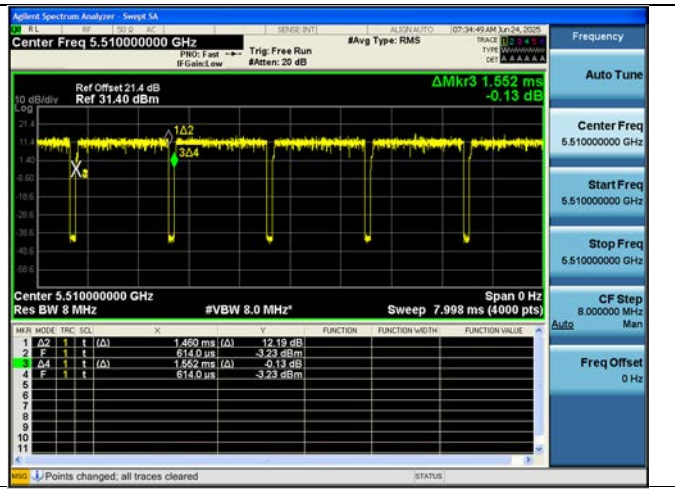

106Tone MCS0

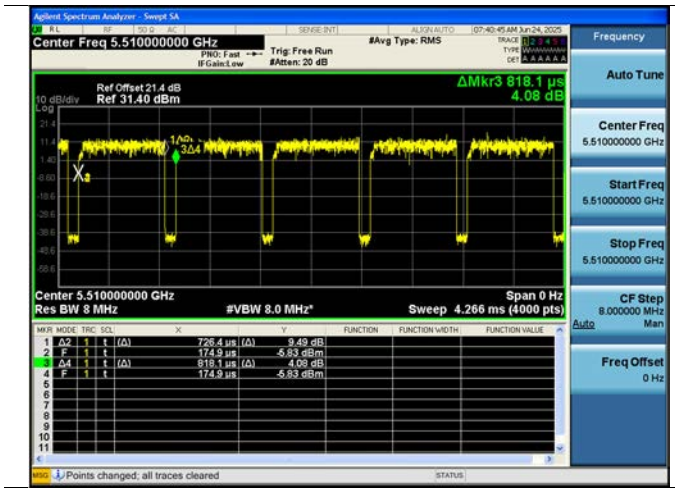

242Tone MCS0

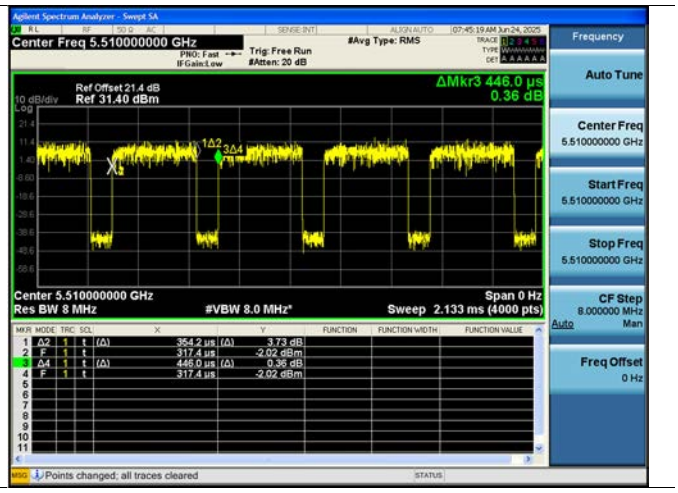

484Tone MCS0

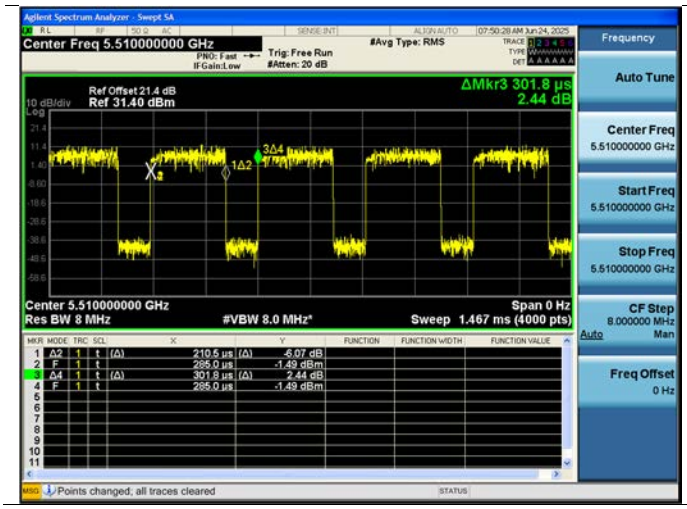

SU

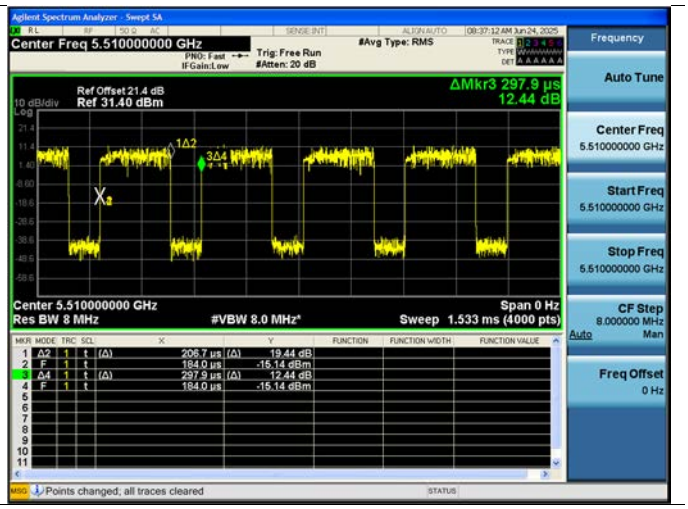

The report shall not be (partly) reproduced except in full without approval of the laboratory.

▣ Test Plots(Bandwidth 80M Ch.106(5530 MHz))

26Tone MCS0

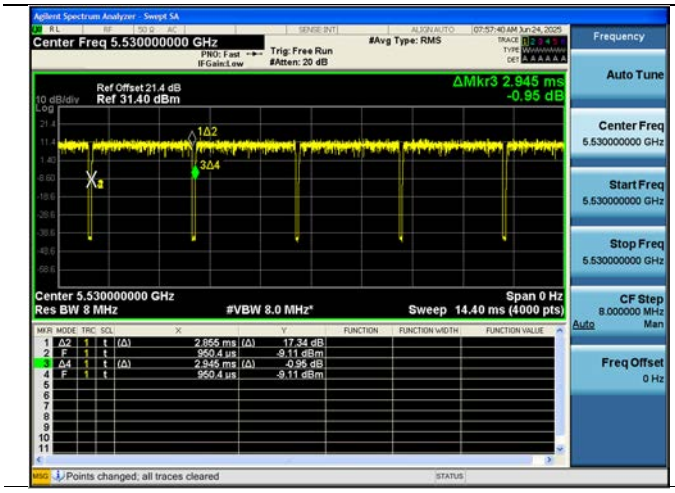

52Tone MCS0

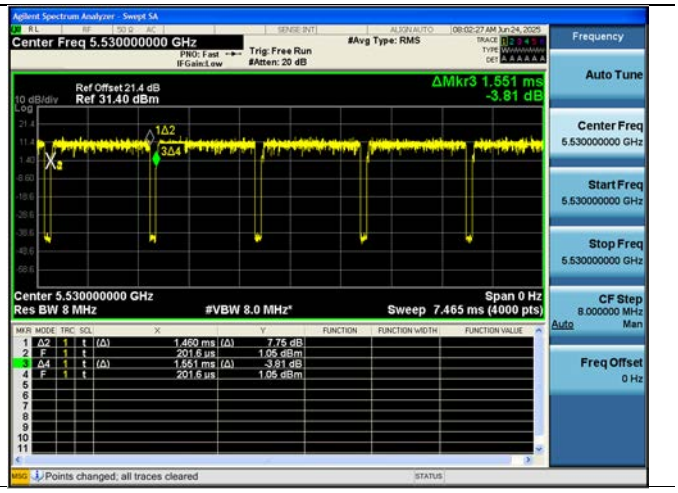

106Tone MCS0

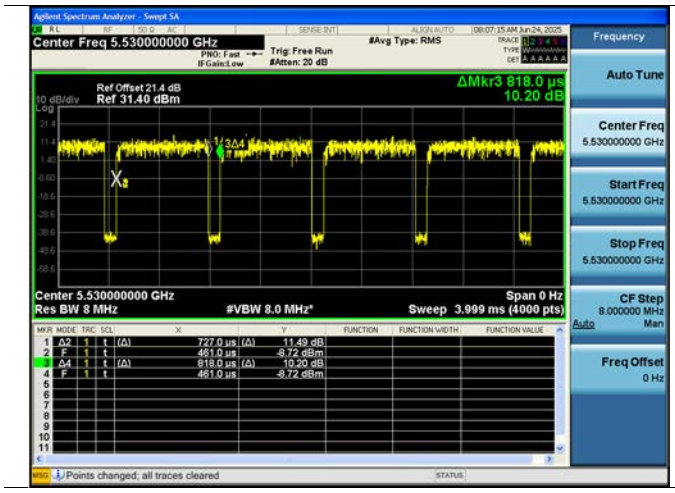

242Tone MCS0

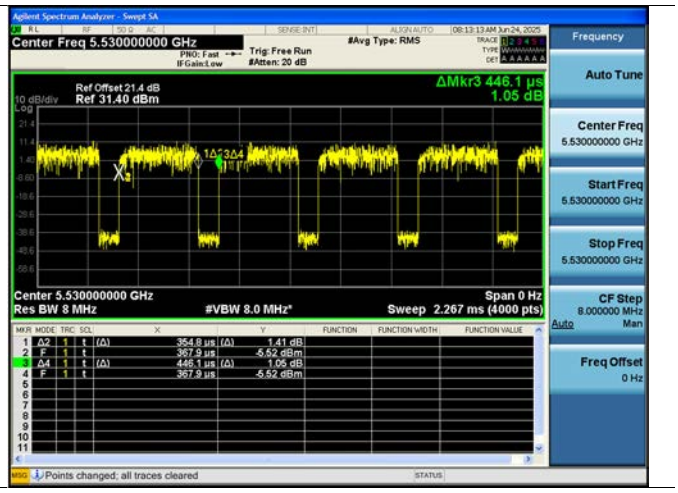

484Tone MCS0

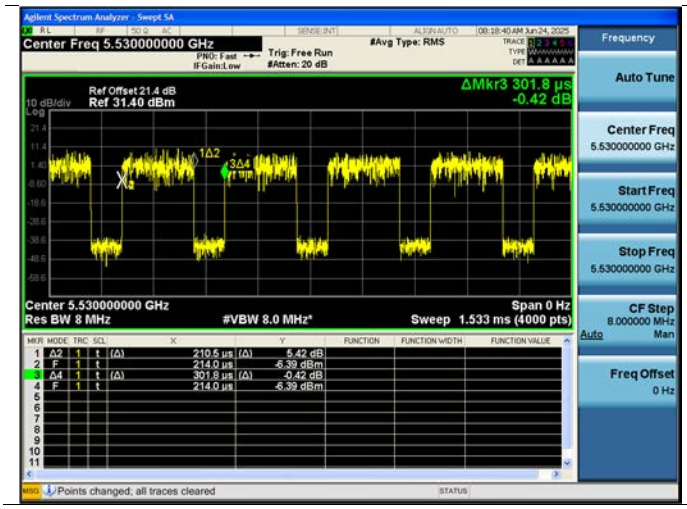

996Tone MCS0

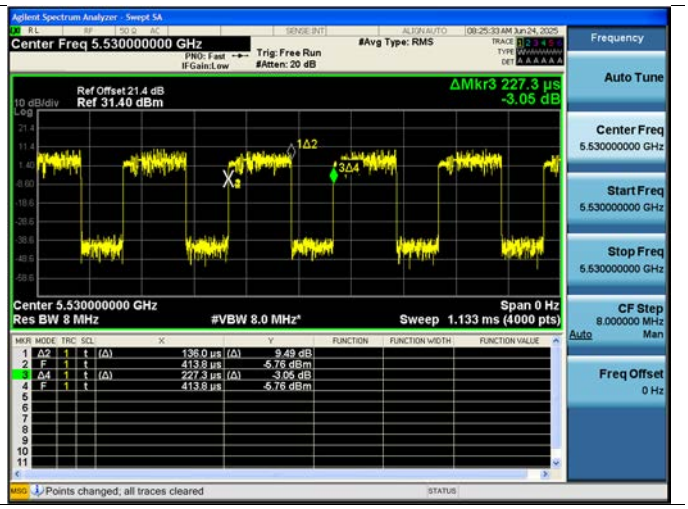

The report shall not be (partly) reproduced except in full without approval of the laboratory.

SU

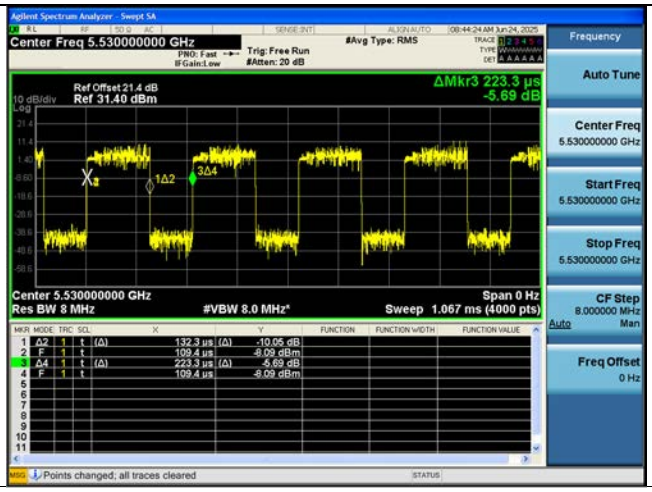

The report shall not be (partly) reproduced except in full without approval of the laboratory.

▣ Test Plots(Bandwidth 160M Ch.50(5250 MHz))

26Tone MCS0

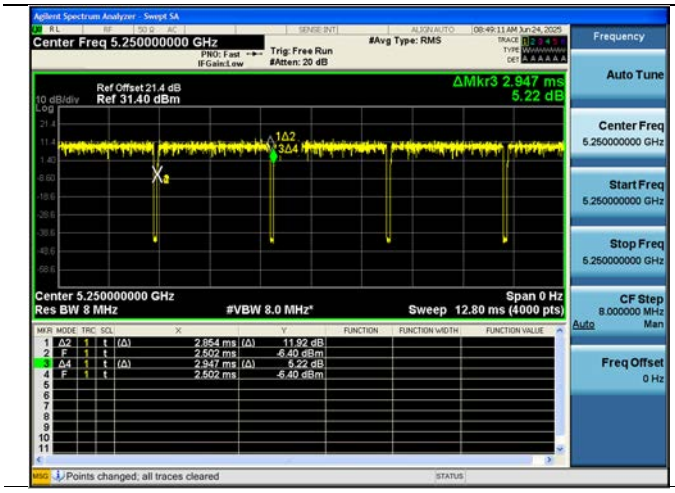

52Tone MCS0

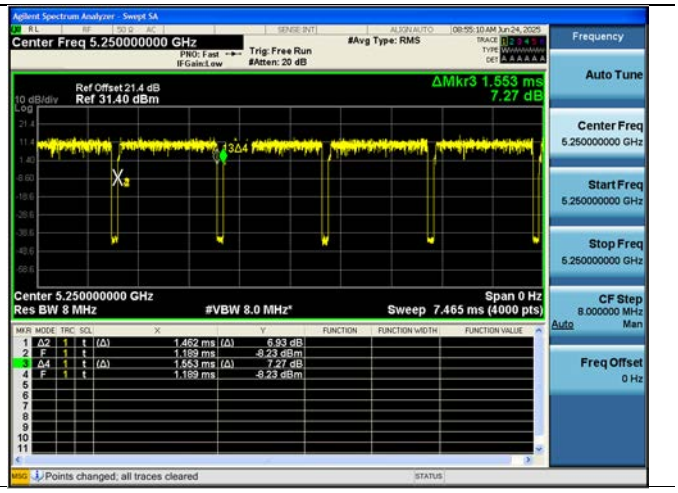

106Tone MCS0

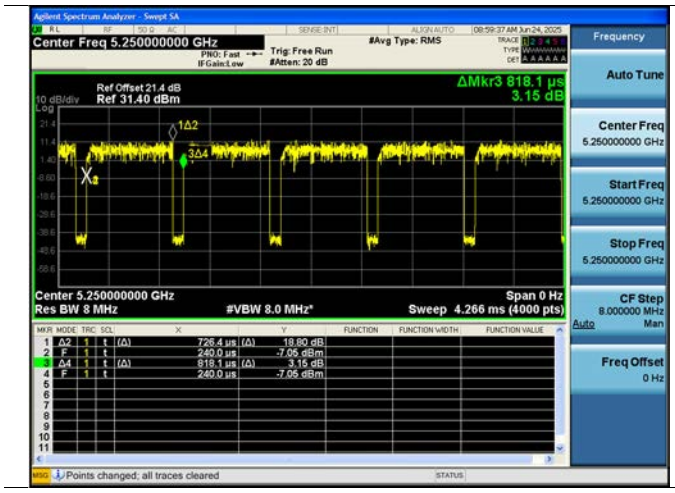

242Tone MCS0

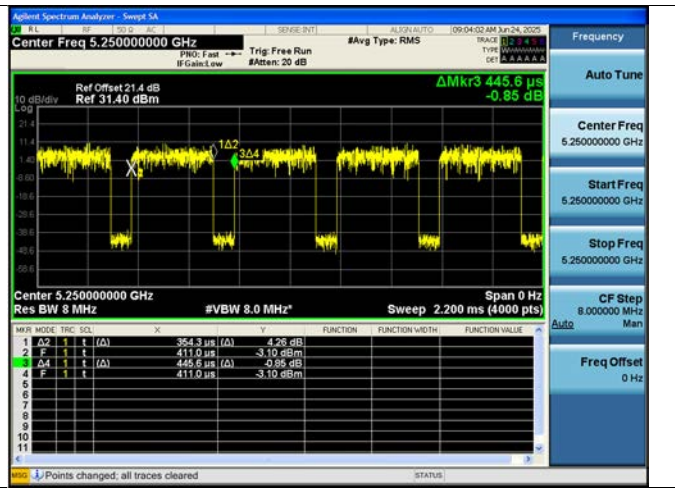

484Tone MCS0

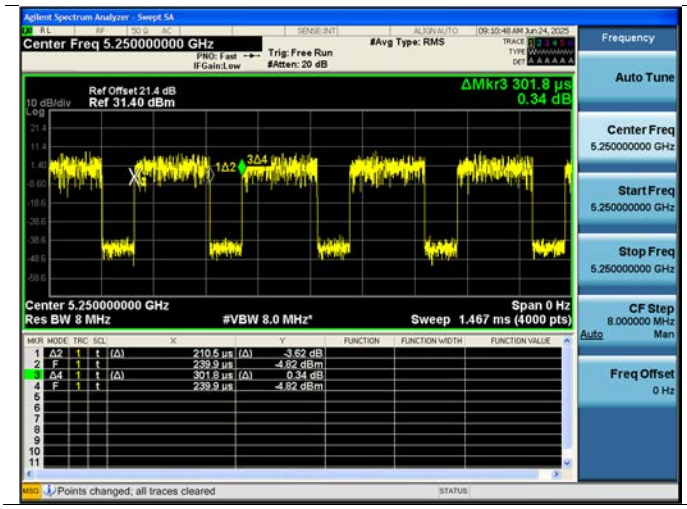

996Tone MCS0

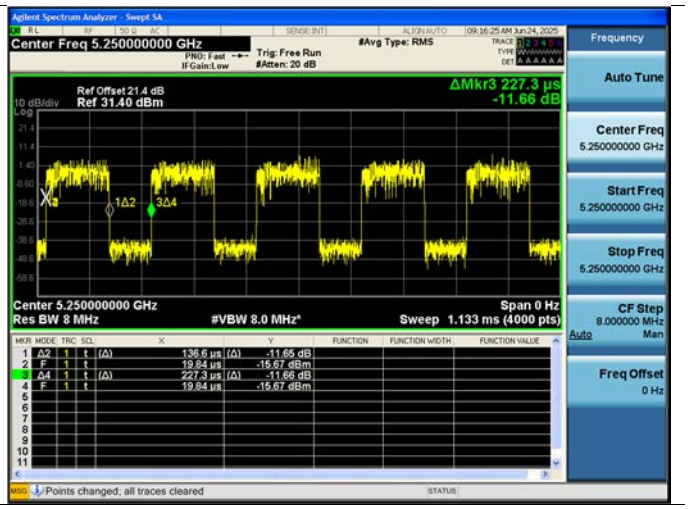

The report shall not be (partly) reproduced except in full without approval of the laboratory.

SU	2x996Tone MCS0
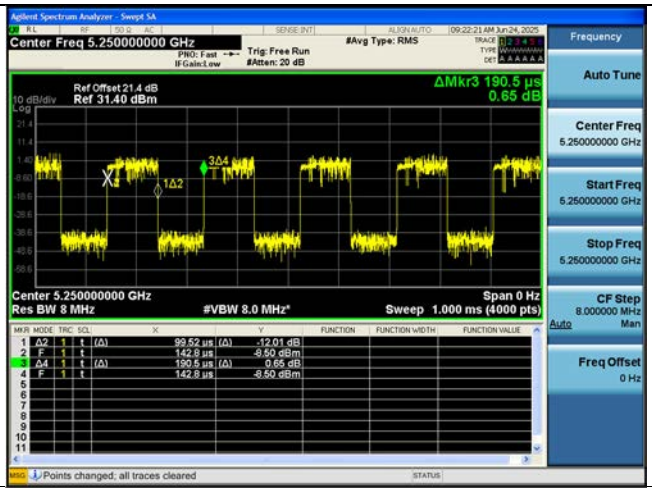	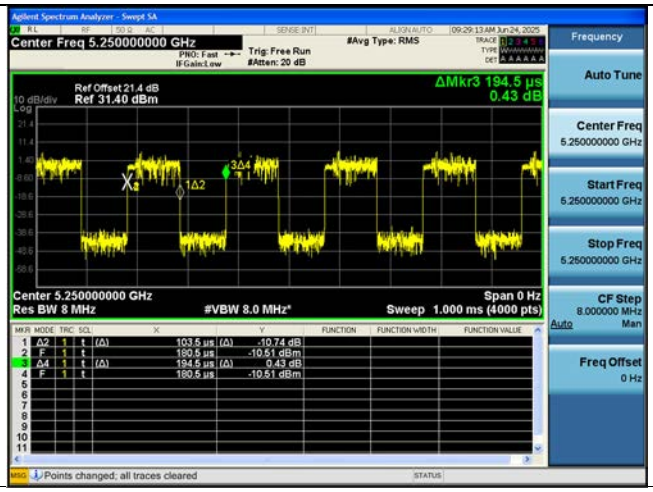

Note: In order to simplify the report, attached plots were only the lowest datarate.

The report shall not be (partly) reproduced except in full without approval of the laboratory.

10.2 26 dB BANDWIDTH & 99% BANDWIDTH

Straddle channel data in the table below are for reporting purposes only.

Straddle channel data were added in section 10.6.1.

10.2.1 Ant.1

Mode : HE20 26T								
Band	Freq. [MHz]	CH.	26dB Bandwidth [MHz]			99% Occupied Bandwidth [MHz]		
			RU Index : Low	RU Index : Mid	RU Index : High	RU Index : Low	RU Index : Mid	RU Index : High
			ANT1	ANT1	ANT1	ANT1	ANT1	ANT1
UNII1	5180	36	21.60	18.06	21.42	19.115	16.967	18.945
	5200	40	21.89	18.09	20.94	18.938	17.038	18.914
	5240	48	20.98	18.01	21.56	19.019	16.953	18.901
UNII2A	5260	52	21.18	18.04	21.23	18.964	17.027	19.090
	5300	60	20.90	18.00	21.30	18.928	17.046	19.099
	5320	64	20.77	18.02	21.15	19.044	17.076	19.077
UNII2C	5500	100	20.76	18.08	21.36	19.031	17.110	19.003
	5580	116	21.26	18.06	21.34	19.007	17.140	18.948
	5720	144	21.21	18.08	21.33	19.027	17.085	19.076
UNII3	5745	149	21.01	18.25	20.97	19.067	17.094	19.013
	5785	157	21.11	18.10	21.42	19.003	17.042	19.003
	5825	165	21.09	18.24	20.79	19.035	17.046	18.916
UNII4	5845	169	20.79	17.88	20.88	18.899	16.978	18.961
	5865	173	20.70	18.11	21.74	18.890	16.967	18.857
	5885	177	20.91	18.21	21.28	19.076	17.138	19.093

Mode : HE20 52T								
Band	Freq. [MHz]	CH.	26dB Bandwidth [MHz]			99% Occupied Bandwidth [MHz]		
			RU Index : Low	RU Index : Mid	RU Index : High	RU Index : Low	RU Index : Mid	RU Index : High
			ANT1	ANT1	ANT1	ANT1	ANT1	ANT1
UNII1	5180	36	23.30	18.55	22.47	18.604	17.254	18.661
	5200	40	23.70	18.50	23.98	18.604	17.168	18.640
	5240	48	22.28	18.52	22.62	18.715	17.241	18.595
UNII2A	5260	52	22.03	18.50	21.07	18.680	17.239	18.566
	5300	60	23.34	18.48	24.86	18.639	17.202	18.590
	5320	64	21.38	18.19	22.48	18.662	17.175	18.550
UNII2C	5500	100	25.70	18.61	22.10	18.606	17.195	18.583
	5580	116	21.82	18.49	24.54	18.638	17.243	18.567
	5720	144	23.35	18.55	23.23	18.610	17.193	18.592
UNII3	5745	149	21.93	18.54	22.71	18.666	17.269	18.656
	5785	157	21.72	18.42	21.37	18.534	17.210	18.567
	5825	165	23.02	18.52	21.76	18.599	17.225	18.627
UNII4	5845	169	21.80	18.55	21.32	18.631	17.196	18.559
	5865	173	22.50	18.53	21.80	18.628	17.220	18.476
	5885	177	21.67	18.56	21.48	18.603	17.192	18.567

The report shall not be (partly) reproduced except in full without approval of the laboratory.

Mode : HE20 106T								
Band	Freq. [MHz]	CH.	26dB Bandwidth [MHz]			99% Occupied Bandwidth [MHz]		
			RU Index : Low	RU Index : Mid	RU Index : High	RU Index : Low	RU Index : Mid	RU Index : High
			ANT1	ANT1	ANT1	ANT1	ANT1	ANT1
UNII1	5180	36	21.62	-	21.21	18.300	-	18.395
	5200	40	21.29	-	24.32	18.306	-	18.410
	5240	48	22.74	-	23.86	18.334	-	18.326
UNII2A	5260	52	23.85	-	21.54	18.405	-	18.414
	5300	60	23.08	-	23.78	18.288	-	18.421
	5320	64	21.35	-	24.29	18.301	-	18.417
UNII2C	5500	100	21.66	-	24.76	18.358	-	18.362
	5580	116	22.55	-	24.68	18.368	-	18.350
	5720	144	22.19	-	24.12	18.400	-	18.392
UNII3	5745	149	22.62	-	22.70	18.309	-	18.410
	5785	157	21.61	-	22.67	18.367	-	18.362
	5825	165	22.01	-	22.16	18.286	-	18.372
UNII4	5845	169	21.61	-	22.52	18.285	-	18.374
	5865	173	22.96	-	22.33	18.329	-	18.399
	5885	177	23.58	-	23.89	18.356	-	18.382

Mode : HE20 242T								
Band	Freq. [MHz]	CH.	26dB Bandwidth [MHz]			99% Occupied Bandwidth [MHz]		
			RU Index : Low	RU Index : Mid	RU Index : High	RU Index : Low	RU Index : Mid	RU Index : High
			ANT1	ANT1	ANT1	ANT1	ANT1	ANT1
UNII1	5180	36	-	26.97	-	-	19.259	-
	5200	40	-	28.29	-	-	19.252	-
	5240	48	-	27.32	-	-	19.203	-
UNII2A	5260	52	-	25.46	-	-	19.231	-
	5300	60	-	28.05	-	-	19.234	-
	5320	64	-	26.95	-	-	19.241	-
UNII2C	5500	100	-	27.66	-	-	19.239	-
	5580	116	-	28.16	-	-	19.246	-
	5720	144	-	27.24	-	-	19.283	-
UNII3	5745	149	-	27.05	-	-	19.225	-
	5785	157	-	27.09	-	-	19.256	-
	5825	165	-	27.05	-	-	19.316	-
UNII4	5845	169	-	27.08	-	-	19.246	-
	5865	173	-	27.00	-	-	19.269	-
	5885	177	-	27.31	-	-	19.302	-

The report shall not be (partly) reproduced except in full without approval of the laboratory.

Mode : HE20 SU								
Band	Freq. [MHz]	CH.	26dB Bandwidth [MHz]			99% Occupied Bandwidth [MHz]		
			RU Index : Low	RU Index : Mid	RU Index : High	RU Index : Low	RU Index : Mid	RU Index : High
			ANT1	ANT1	ANT1	ANT1	ANT1	ANT1
UNII1	5180	36	-	28.74	-	-	19.169	-
	5200	40	-	24.83	-	-	19.244	-
	5240	48	-	24.68	-	-	19.229	-
UNII2A	5260	52	-	27.20	-	-	19.248	-
	5300	60	-	25.75	-	-	19.209	-
	5320	64	-	25.20	-	-	19.201	-
UNII2C	5500	100	-	27.43	-	-	19.201	-
	5580	116	-	28.10	-	-	19.280	-
	5720	144	-	24.42	-	-	19.197	-
UNII3	5745	149	-	26.49	-	-	19.222	-
	5785	157	-	25.36	-	-	19.205	-
	5825	165	-	25.24	-	-	19.220	-
UNII4	5845	169	-	26.93	-	-	19.225	-
	5865	173	-	25.73	-	-	19.238	-
	5885	177	-	25.36	-	-	19.167	-

Mode : HE40 26T								
Band	Freq. [MHz]	CH.	26dB Bandwidth [MHz]			99% Occupied Bandwidth [MHz]		
			RU Index : Low	RU Index : Mid	RU Index : High	RU Index : Low	RU Index : Mid	RU Index : High
			ANT1	ANT1	ANT1	ANT1	ANT1	ANT1
UNII1	5190	38	21.26	22.02	21.40	19.029	19.925	19.141
	5230	46	21.19	22.47	21.50	19.177	19.995	19.343
UNII2A	5270	54	21.71	21.89	21.73	19.352	19.905	19.234
	5310	62	21.01	22.04	21.56	18.687	19.994	19.275
UNII2C	5510	102	21.17	22.43	22.13	19.192	20.121	19.084
	5550	110	21.05	21.28	21.99	19.219	19.309	19.052
	5710	142	21.33	23.18	21.41	19.077	20.037	18.961
UNII3	5755	151	20.81	22.28	22.02	19.168	20.149	19.330
	5795	159	21.32	22.46	20.91	19.312	20.011	19.182
UNII4	5835	167	21.72	21.85	21.26	19.236	20.115	19.136
	5875	175	21.55	22.57	21.50	19.290	19.961	19.103

Mode : HE40 52T								
Band	Freq. [MHz]	CH.	26dB Bandwidth [MHz]			99% Occupied Bandwidth [MHz]		
			RU Index : Low	RU Index : Mid	RU Index : High	RU Index : Low	RU Index : Mid	RU Index : High
			ANT1	ANT1	ANT1	ANT1	ANT1	ANT1
UNII1	5190	38	21.37	22.40	22.09	18.616	19.475	18.703
	5230	46	21.84	21.84	24.16	18.704	19.370	18.666
UNII2A	5270	54	22.04	22.98	21.85	18.697	19.513	18.879
	5310	62	21.32	23.31	22.39	18.675	19.610	18.805
UNII2C	5510	102	21.67	22.55	23.91	18.740	19.382	18.604
	5550	110	21.14	22.32	23.58	18.780	19.465	18.956
	5710	142	22.23	22.40	22.21	18.660	19.300	18.677
UNII3	5755	151	21.34	22.30	22.18	18.692	19.575	18.827
	5795	159	21.63	24.75	23.56	18.558	19.336	18.829
UNII4	5835	167	22.78	24.46	22.52	18.711	19.443	18.713
	5875	175	20.97	22.70	23.68	18.614	19.460	18.586

The report shall not be (partly) reproduced except in full without approval of the laboratory.

Mode : HE40 106T								
Band	Freq. [MHz]	CH.	26dB Bandwidth [MHz]			99% Occupied Bandwidth [MHz]		
			RU Index : Low	RU Index : Mid	RU Index : High	RU Index : Low	RU Index : Mid	RU Index : High
			ANT1	ANT1	ANT1	ANT1	ANT1	ANT1
UNII1	5190	38	23.29	26.42	22.76	18.179	19.023	18.266
	5230	46	22.42	23.14	25.26	18.220	19.001	18.259
UNII2A	5270	54	23.15	25.91	23.59	18.210	18.996	18.302
	5310	62	22.45	26.09	24.41	18.206	18.961	18.378
UNII2C	5510	102	25.21	25.00	24.40	18.160	18.854	18.186
	5550	110	23.71	23.65	24.83	18.132	18.943	18.232
	5710	142	25.41	26.14	22.63	18.188	19.088	18.288
UNII3	5755	151	21.86	23.47	24.31	18.155	18.918	18.175
	5795	159	22.76	23.26	24.57	18.229	19.023	18.211
UNII4	5835	167	23.04	23.16	23.50	18.081	18.906	18.229
	5875	175	26.03	26.66	26.52	18.179	19.090	18.417

Mode : HE40 242T								
Band	Freq. [MHz]	CH.	26dB Bandwidth [MHz]			99% Occupied Bandwidth [MHz]		
			RU Index : Low	RU Index : Mid	RU Index : High	RU Index : Low	RU Index : Mid	RU Index : High
			ANT1	ANT1	ANT1	ANT1	ANT1	ANT1
UNII1	5190	38	29.92	-	33.34	19.531	-	19.670
	5230	46	28.64	-	29.50	19.412	-	19.567
UNII2A	5270	54	28.45	-	35.55	19.398	-	19.459
	5310	62	28.60	-	34.36	19.355	-	19.568
UNII2C	5510	102	29.46	-	34.37	19.523	-	19.591
	5550	110	29.90	-	30.58	19.397	-	19.715
	5710	142	27.36	-	28.95	19.469	-	19.712
UNII3	5755	151	29.88	-	31.02	19.489	-	19.628
	5795	159	31.41	-	32.05	19.456	-	19.587
UNII4	5835	167	28.09	-	28.15	19.437	-	19.500
	5875	175	28.40	-	30.41	19.637	-	19.681

Mode : HE40 484T								
Band	Freq. [MHz]	CH.	26dB Bandwidth [MHz]			99% Occupied Bandwidth [MHz]		
			RU Index : Low	RU Index : Mid	RU Index : High	RU Index : Low	RU Index : Mid	RU Index : High
			ANT1	ANT1	ANT1	ANT1	ANT1	ANT1
UNII1	5190	38	-	62.74	-	-	38.263	-
	5230	46	-	56.75	-	-	38.267	-
UNII2A	5270	54	-	56.28	-	-	38.226	-
	5310	62	-	58.90	-	-	38.223	-
UNII2C	5510	102	-	44.41	-	-	38.149	-
	5550	110	-	62.86	-	-	38.294	-
	5710	142	-	61.56	-	-	38.206	-
UNII3	5755	151	-	61.69	-	-	38.218	-
	5795	159	-	56.71	-	-	38.196	-
UNII4	5835	167	-	59.25	-	-	38.206	-
	5875	175	-	59.18	-	-	38.217	-

The report shall not be (partly) reproduced except in full without approval of the laboratory.

Mode : HE40 SU								
Band	Freq. [MHz]	CH.	26dB Bandwidth [MHz]			99% Occupied Bandwidth [MHz]		
			RU Index : Low	RU Index : Mid	RU Index : High	RU Index : Low	RU Index : Mid	RU Index : High
			ANT1	ANT1	ANT1	ANT1	ANT1	ANT1
UNII1	5190	38	-	45.91	-	-	38.066	-
	5230	46	-	46.19	-	-	38.087	-
UNII2A	5270	54	-	45.92	-	-	38.086	-
	5310	62	-	45.60	-	-	38.012	-
UNII2C	5510	102	-	45.17	-	-	38.045	-
	5550	110	-	44.95	-	-	38.069	-
	5710	142	-	45.30	-	-	38.035	-
UNII3	5755	151	-	45.68	-	-	38.030	-
	5795	159	-	45.50	-	-	38.016	-
UNII4	5835	167	-	45.48	-	-	38.036	-
	5875	175	-	45.35	-	-	38.035	-

Mode : HE80 26T								
Band	Freq. [MHz]	CH.	26dB Bandwidth [MHz]			99% Occupied Bandwidth [MHz]		
			RU Index : Low	RU Index : Mid	RU Index : High	RU Index : Low	RU Index : Mid	RU Index : High
			ANT1	ANT1	ANT1	ANT1	ANT1	ANT1
UNII1	5210	42	23.24	37.91	22.87	20.476	36.003	19.808
UNII2A	5290	58	23.47	38.77	23.03	20.467	36.924	19.937
UNII2C	5530	106	22.85	38.51	22.33	20.158	36.843	20.037
	5610	122	23.88	38.93	22.14	20.354	37.129	20.021
	5690	138	23.02	38.84	22.84	20.624	36.776	20.005
UNII3	5775	155	23.38	38.52	22.62	20.333	36.693	20.286
UNII4	5855	171	23.49	38.57	22.77	20.337	37.022	19.979

Mode : HE80 52T								
Band	Freq. [MHz]	CH.	26dB Bandwidth [MHz]			99% Occupied Bandwidth [MHz]		
			RU Index : Low	RU Index : Mid	RU Index : High	RU Index : Low	RU Index : Mid	RU Index : High
			ANT1	ANT1	ANT1	ANT1	ANT1	ANT1
UNII1	5210	42	24.15	22.39	24.48	19.942	19.522	19.641
UNII2A	5290	58	23.52	23.93	22.79	19.878	19.872	19.441
UNII2C	5530	106	22.99	26.22	23.42	19.970	20.374	19.658
	5610	122	24.02	24.05	22.41	20.093	19.613	19.513
	5690	138	23.65	25.75	27.53	19.674	19.880	19.800
UNII3	5775	155	23.85	26.54	22.62	19.915	19.880	19.452
UNII4	5855	171	24.00	27.64	22.19	19.560	20.035	19.537

Mode : HE80 106T								
Band	Freq. [MHz]	CH.	26dB Bandwidth [MHz]			99% Occupied Bandwidth [MHz]		
			RU Index : Low	RU Index : Mid	RU Index : High	RU Index : Low	RU Index : Mid	RU Index : High
			ANT1	ANT1	ANT1	ANT1	ANT1	ANT1
UNII1	5210	42	25.18	27.12	28.14	19.807	19.404	19.094
UNII2A	5290	58	27.98	26.80	23.13	19.591	19.353	18.959
UNII2C	5530	106	23.88	26.95	24.91	19.572	19.653	19.281
	5610	122	26.77	23.42	28.25	19.970	19.319	19.378
	5690	138	28.26	27.33	25.64	19.806	19.558	19.104
UNII3	5775	155	24.60	24.47	28.03	19.555	19.171	19.139
UNII4	5855	171	26.95	27.30	28.02	20.037	20.570	19.567

The report shall not be (partly) reproduced except in full without approval of the laboratory.

Mode : HE80 242T								
Band	Freq. [MHz]	CH.	26dB Bandwidth [MHz]			99% Occupied Bandwidth [MHz]		
			RU Index : Low	RU Index : Mid	RU Index : High	RU Index : Low	RU Index : Mid	RU Index : High
			ANT1	ANT1	ANT1	ANT1	ANT1	ANT1
UNII1	5210	42	32.26	42.88	36.76	21.264	38.250	21.181
UNII2A	5290	58	35.86	45.71	34.67	21.032	38.243	21.274
UNII2C	5530	106	31.95	44.09	42.47	21.310	38.484	21.114
	5610	122	35.55	55.72	35.97	21.301	38.495	21.584
	5690	138	36.61	57.07	33.75	22.357	40.667	21.448
UNII3	5775	155	33.88	42.89	34.08	21.322	38.499	21.193
UNII4	5855	171	34.61	59.99	36.33	22.033	40.027	22.035

Mode : HE80 484T								
Band	Freq. [MHz]	CH.	26dB Bandwidth [MHz]			99% Occupied Bandwidth [MHz]		
			RU Index : Low	RU Index : Mid	RU Index : High	RU Index : Low	RU Index : Mid	RU Index : High
			ANT1	ANT1	ANT1	ANT1	ANT1	ANT1
UNII1	5210	42	78.69	-	65.91	40.252	-	42.582
UNII2A	5290	58	76.68	-	65.68	39.861	-	42.557
UNII2C	5530	106	113.89	-	63.64	55.561	-	42.336
	5610	122	78.89	-	66.15	42.876	-	43.650
	5690	138	111.02	-	66.17	53.579	-	42.756
UNII3	5775	155	63.81	-	65.71	40.726	-	41.089
UNII4	5855	171	110.09	-	64.50	47.066	-	42.348

Mode : HE80 996T								
Band	Freq. [MHz]	CH.	26dB Bandwidth [MHz]			99% Occupied Bandwidth [MHz]		
			RU Index : Low	RU Index : Mid	RU Index : High	RU Index : Low	RU Index : Mid	RU Index : High
			ANT1	ANT1	ANT1	ANT1	ANT1	ANT1
UNII1	5210	42	-	111.24	-	-	78.206	-
UNII2A	5290	58	-	108.61	-	-	78.119	-
UNII2C	5530	106	-	99.74	-	-	77.928	-
	5610	122	-	117.03	-	-	78.288	-
	5690	138	-	111.67	-	-	78.150	-
UNII3	5775	155	-	110.37	-	-	78.313	-
UNII4	5855	171	-	107.72	-	-	77.964	-

Mode : HE80 SU								
Band	Freq. [MHz]	CH.	26dB Bandwidth [MHz]			99% Occupied Bandwidth [MHz]		
			RU Index : Low	RU Index : Mid	RU Index : High	RU Index : Low	RU Index : Mid	RU Index : High
			ANT1	ANT1	ANT1	ANT1	ANT1	ANT1
UNII1	5210	42	-	98.11	-	-	77.788	-
UNII2A	5290	58	-	94.34	-	-	77.709	-
UNII2C	5530	106	-	89.54	-	-	77.772	-
	5610	122	-	99.72	-	-	77.701	-
	5690	138	-	95.25	-	-	77.734	-
UNII3	5775	155	-	97.15	-	-	77.729	-
UNII4	5855	171	-	97.79	-	-	77.662	-

The report shall not be (partly) reproduced except in full without approval of the laboratory.

Mode : HE160(80L)									
Band	Tone	Freq. [MHz]	CH.	26dB Bandwidth [MHz]			99% Occupied Bandwidth [MHz]		
				RU Index : Low	RU Index : Mid	RU Index : High	RU Index : Low	RU Index : Mid	RU Index : High
				ANT1	ANT1	ANT1	ANT1	ANT1	ANT1
UNII 1-2A	26T	5250	50	25.18	44.55	25.49	21.657	37.934	22.070
UNII 2C		5570	114	24.34	40.99	25.54	21.579	37.773	21.698
UNII 3-4		5815	163	24.69	39.90	24.24	21.853	38.672	21.551
UNII 1-2A	52T	5250	50	24.67	31.71	26.29	20.907	21.360	21.216
UNII 2C		5570	114	25.95	25.15	30.70	21.442	21.313	21.925
UNII 3-4		5815	163	26.31	30.11	30.24	20.983	21.305	22.108
UNII 1-2A	106T	5250	50	29.24	29.15	25.30	21.857	21.339	20.787
UNII 2C		5570	114	31.06	28.97	24.97	22.041	22.140	21.602
UNII 3-4		5815	163	33.48	26.88	25.35	20.721	20.426	20.768
UNII 1-2A	242T	5250	50	41.92	59.81	47.77	23.819	39.519	25.689
UNII 2C		5570	114	46.54	79.38	40.85	26.216	43.146	30.992
UNII 3-4		5815	163	44.14	58.36	44.26	24.676	39.725	26.698
UNII 1-2A	484T	5250	50	83.87	-	134.88	49.970	-	63.658
UNII 2C		5570	114	77.58	-	141.35	50.076	-	107.444
UNII 3-4		5815	163	112.15	-	136.37	62.653	-	105.559
UNII 1-2A	996T	5250	50	-	189.25	-	-	88.589	-
UNII 2C		5570	114	-	257.21	-	-	178.624	-
UNII 3-4		5815	163	-	271.14	-	-	103.445	-

Mode : HE160(80U)									
Band	Tone	Freq. [MHz]	CH.	26dB Bandwidth [MHz]			99% Occupied Bandwidth [MHz]		
				RU Index : Low	RU Index : Mid	RU Index : High	RU Index : Low	RU Index : Mid	RU Index : High
				ANT1	ANT1	ANT1	ANT1	ANT1	ANT1
UNII 1-2A	26T	5250	50	24.50	45.25	24.15	21.920	37.837	21.466
UNII 2C		5570	114	23.89	43.31	25.69	21.775	37.757	21.543
UNII 3-4		5815	163	25.37	39.85	24.81	21.812	37.641	21.390
UNII 1-2A	52T	5250	50	25.97	28.06	27.81	21.096	21.642	21.385
UNII 2C		5570	114	25.74	28.76	27.29	21.915	21.180	21.303
UNII 3-4		5815	163	25.35	32.20	31.80	22.181	21.894	21.652
UNII 1-2A	106T	5250	50	27.09	26.19	24.99	22.135	20.842	20.739
UNII 2C		5570	114	33.21	30.49	33.74	21.738	20.698	21.008
UNII 3-4		5815	163	25.64	28.35	29.83	20.912	19.906	20.633
UNII 1-2A	242T	5250	50	37.82	59.86	44.23	25.014	39.552	26.058
UNII 2C		5570	114	45.37	60.98	40.10	28.986	40.465	26.097
UNII 3-4		5815	163	42.56	58.90	39.04	24.496	39.080	24.741
UNII 1-2A	484T	5250	50	132.92	-	73.16	47.950	-	53.395
UNII 2C		5570	114	135.87	-	122.11	46.518	-	56.818
UNII 3-4		5815	163	135.86	-	70.34	66.385	-	56.056
UNII 1-2A	996T	5250	50	-	207.10	-	-	96.192	-
UNII 2C		5570	114	-	211.60	-	-	99.228	-
UNII 3-4		5815	163	-	154.84	-	-	95.945	-

The report shall not be (partly) reproduced except in full without approval of the laboratory.

Mode : HE160									
Band	Tone	Freq. [MHz]	CH.	26dB Bandwidth [MHz]			99% Occupied Bandwidth [MHz]		
				RU Index : Low	RU Index : Mid	RU Index : High	RU Index : Low	RU Index : Mid	RU Index : High
				ANT1	ANT1	ANT1	ANT1	ANT1	ANT1
UNII 1-2A	SU	5250	50	-	193.1	-	-	157.37	-
UNII 2C		5570	114	-	187.3	-	-	157.61	-
UNII 3-4		5815	163	-	190.8	-	-	157.36	-
UNII 1-2A	2x996T	5250	50	-	308.1	-	-	191.82	-
UNII 2C		5570	114	-	314.1	-	-	166.42	-
UNII 3-4		5815	163	-	309.9	-	-	176.21	-

The report shall not be (partly) reproduced except in full without approval of the laboratory.

10.2.2 Ant.2

Mode : HE20 26T								
Band	Freq. [MHz]	CH.	26dB Bandwidth [MHz]			99% Occupied Bandwidth [MHz]		
			RU Index : Low	RU Index : Mid	RU Index : High	RU Index : Low	RU Index : Mid	RU Index : High
			ANT2	ANT2	ANT2	ANT2	ANT2	ANT2
UNII1	5180	36	20.79	18.06	21.17	19.050	17.124	19.059
	5200	40	20.94	17.92	21.34	18.964	17.005	19.006
	5240	48	20.98	18.04	21.38	19.024	17.045	18.982
UNII2A	5260	52	21.26	18.04	20.90	18.916	17.029	19.069
	5300	60	21.16	18.07	21.56	19.005	17.087	19.039
	5320	64	20.84	18.08	21.58	18.936	17.039	19.003
UNII2C	5500	100	21.00	18.06	21.70	19.041	17.069	18.981
	5580	116	20.77	18.04	20.78	18.974	16.973	19.087
	5720	144	21.17	17.96	20.90	18.996	16.869	18.750
UNII3	5745	149	21.07	17.98	21.53	18.881	17.025	19.144
	5785	157	20.84	18.00	20.97	19.127	17.123	19.049
	5825	165	21.31	18.02	21.10	19.030	17.039	18.983
UNII4	5845	169	20.67	18.04	20.86	18.848	17.042	19.054
	5865	173	21.41	18.01	21.52	18.967	17.021	19.110
	5885	177	21.67	18.03	21.14	19.106	17.029	18.973

Mode : HE20 52T								
Band	Freq. [MHz]	CH.	26dB Bandwidth [MHz]			99% Occupied Bandwidth [MHz]		
			RU Index : Low	RU Index : Mid	RU Index : High	RU Index : Low	RU Index : Mid	RU Index : High
			ANT2	ANT2	ANT2	ANT2	ANT2	ANT2
UNII1	5180	36	21.96	18.42	21.41	18.570	17.229	18.599
	5200	40	22.20	18.28	22.60	18.711	17.219	18.504
	5240	48	21.26	18.58	21.41	18.612	17.231	18.557
UNII2A	5260	52	23.11	18.49	21.19	18.593	17.259	18.542
	5300	60	22.06	18.49	23.56	18.682	17.237	18.578
	5320	64	23.45	19.47	21.21	18.642	17.204	18.605
UNII2C	5500	100	22.05	18.54	21.32	18.697	17.289	18.574
	5580	116	23.56	19.52	23.79	18.721	17.309	18.631
	5720	144	22.11	18.49	22.32	18.667	17.244	18.563
UNII3	5745	149	21.43	18.46	23.11	18.634	17.172	18.552
	5785	157	21.78	18.60	21.32	18.687	17.233	18.593
	5825	165	22.29	18.46	21.17	18.602	17.191	18.545
UNII4	5845	169	22.50	18.49	22.71	18.608	17.222	18.549
	5865	173	25.65	18.22	22.50	18.692	17.146	18.583
	5885	177	22.14	18.54	23.33	18.601	17.240	18.537

The report shall not be (partly) reproduced except in full without approval of the laboratory.

Mode : HE20 106T								
Band	Freq. [MHz]	CH.	26dB Bandwidth [MHz]			99% Occupied Bandwidth [MHz]		
			RU Index : Low	RU Index : Mid	RU Index : High	RU Index : Low	RU Index : Mid	RU Index : High
			ANT2	ANT2	ANT2	ANT2	ANT2	ANT2
UNII1	5180	36	23.85	-	24.13	18.337	-	18.406
	5200	40	21.61	-	22.01	18.280	-	18.381
	5240	48	22.56	-	21.48	18.315	-	18.338
UNII2A	5260	52	21.51	-	23.89	18.324	-	18.371
	5300	60	22.01	-	22.32	18.360	-	18.404
	5320	64	22.79	-	21.86	18.314	-	18.364
UNII2C	5500	100	21.96	-	21.98	18.392	-	18.404
	5580	116	22.63	-	23.89	18.323	-	18.421
	5720	144	23.19	-	24.12	18.369	-	18.406
UNII3	5745	149	22.61	-	24.55	18.343	-	18.365
	5785	157	21.80	-	24.79	18.354	-	18.380
	5825	165	23.36	-	22.32	18.360	-	18.385
UNII4	5845	169	22.78	-	24.08	18.328	-	18.341
	5865	173	21.56	-	22.51	18.345	-	18.398
	5885	177	21.85	-	23.69	18.344	-	18.410

Mode : HE20 242T								
Band	Freq. [MHz]	CH.	26dB Bandwidth [MHz]			99% Occupied Bandwidth [MHz]		
			RU Index : Low	RU Index : Mid	RU Index : High	RU Index : Low	RU Index : Mid	RU Index : High
			ANT2	ANT2	ANT2	ANT2	ANT2	ANT2
UNII1	5180	36	-	27.73	-	-	19.248	-
	5200	40	-	26.82	-	-	19.253	-
	5240	48	-	26.87	-	-	19.212	-
UNII2A	5260	52	-	27.20	-	-	19.192	-
	5300	60	-	26.99	-	-	19.226	-
	5320	64	-	28.26	-	-	19.242	-
UNII2C	5500	100	-	25.95	-	-	19.243	-
	5580	116	-	27.38	-	-	19.273	-
	5720	144	-	26.90	-	-	19.269	-
UNII3	5745	149	-	27.63	-	-	19.230	-
	5785	157	-	29.14	-	-	19.347	-
	5825	165	-	27.30	-	-	19.262	-
UNII4	5845	169	-	27.32	-	-	19.269	-
	5865	173	-	27.24	-	-	19.226	-
	5885	177	-	27.98	-	-	19.281	-

The report shall not be (partly) reproduced except in full without approval of the laboratory.

Mode : HE20 SU								
Band	Freq. [MHz]	CH.	26dB Bandwidth [MHz]			99% Occupied Bandwidth [MHz]		
			RU Index : Low	RU Index : Mid	RU Index : High	RU Index : Low	RU Index : Mid	RU Index : High
			ANT2	ANT2	ANT2	ANT2	ANT2	ANT2
UNII1	5180	36	-	25.94	-	-	19.225	-
	5200	40	-	26.26	-	-	19.179	-
	5240	48	-	27.04	-	-	19.238	-
UNII2A	5260	52	-	24.80	-	-	19.256	-
	5300	60	-	27.07	-	-	19.180	-
	5320	64	-	24.55	-	-	19.194	-
UNII2C	5500	100	-	25.21	-	-	19.245	-
	5580	116	-	25.58	-	-	19.193	-
	5720	144	-	26.91	-	-	19.211	-
UNII3	5745	149	-	25.11	-	-	19.213	-
	5785	157	-	25.96	-	-	19.261	-
	5825	165	-	26.10	-	-	19.236	-
UNII4	5845	169	-	27.59	-	-	19.241	-
	5865	173	-	26.41	-	-	19.216	-
	5885	177	-	26.45	-	-	19.184	-

Mode : HE40 26T								
Band	Freq. [MHz]	CH.	26dB Bandwidth [MHz]			99% Occupied Bandwidth [MHz]		
			RU Index : Low	RU Index : Mid	RU Index : High	RU Index : Low	RU Index : Mid	RU Index : High
			ANT2	ANT2	ANT2	ANT2	ANT2	ANT2
UNII1	5190	38	21.03	22.00	21.86	19.145	19.992	19.255
	5230	46	21.35	22.60	21.39	19.071	19.731	19.159
UNII2A	5270	54	21.34	21.99	21.61	19.298	20.073	19.313
	5310	62	21.46	22.76	21.29	19.211	20.182	19.195
UNII2C	5510	102	21.65	22.38	22.14	19.329	20.204	19.214
	5550	110	21.29	22.22	21.67	19.105	19.998	18.807
	5710	142	21.28	22.33	21.60	19.174	20.138	19.146
UNII3	5755	151	21.44	22.65	21.21	18.969	19.834	18.980
	5795	159	21.25	22.53	21.72	19.063	19.842	18.979
UNII4	5835	167	20.86	21.83	21.50	19.150	19.949	19.053
	5875	175	21.70	22.55	21.57	19.214	20.214	19.096

Mode : HE40 52T								
Band	Freq. [MHz]	CH.	26dB Bandwidth [MHz]			99% Occupied Bandwidth [MHz]		
			RU Index : Low	RU Index : Mid	RU Index : High	RU Index : Low	RU Index : Mid	RU Index : High
			ANT2	ANT2	ANT2	ANT2	ANT2	ANT2
UNII1	5190	38	22.27	23.96	21.94	18.590	19.701	18.764
	5230	46	21.96	22.24	22.12	18.554	19.431	18.802
UNII2A	5270	54	21.98	22.60	24.53	18.583	19.558	18.757
	5310	62	22.66	22.36	22.17	18.636	19.384	18.814
UNII2C	5510	102	21.55	22.41	22.93	18.673	19.446	18.752
	5550	110	21.63	23.77	22.31	18.885	19.693	18.926
	5710	142	21.51	24.71	21.96	18.650	19.416	18.716
UNII3	5755	151	21.63	23.31	23.91	18.701	19.563	18.877
	5795	159	21.88	22.78	23.61	18.623	19.422	18.776
UNII4	5835	167	21.84	24.94	25.79	18.776	19.536	18.715
	5875	175	21.55	22.93	21.96	18.642	19.635	18.744

The report shall not be (partly) reproduced except in full without approval of the laboratory.

Mode : HE40 106T								
Band	Freq. [MHz]	CH.	26dB Bandwidth [MHz]			99% Occupied Bandwidth [MHz]		
			RU Index : Low	RU Index : Mid	RU Index : High	RU Index : Low	RU Index : Mid	RU Index : High
			ANT2	ANT2	ANT2	ANT2	ANT2	ANT2
UNII1	5190	38	22.10	24.54	25.36	18.290	19.021	18.314
	5230	46	21.74	25.77	22.94	18.134	18.942	18.179
UNII2A	5270	54	26.12	24.81	23.57	18.326	18.905	18.218
	5310	62	22.93	24.56	23.03	18.141	18.900	18.205
UNII2C	5510	102	24.77	23.24	22.51	18.199	18.839	18.299
	5550	110	21.97	25.24	24.69	18.155	18.998	18.247
	5710	142	21.70	23.85	25.38	18.187	18.967	18.205
UNII3	5755	151	22.83	25.73	24.68	18.217	18.913	18.323
	5795	159	23.73	25.02	24.12	18.218	18.982	18.134
UNII4	5835	167	21.39	22.77	22.74	18.087	18.853	18.180
	5875	175	24.67	24.58	22.78	18.158	18.987	18.241

Mode : HE40 242T								
Band	Freq. [MHz]	CH.	26dB Bandwidth [MHz]			99% Occupied Bandwidth [MHz]		
			RU Index : Low	RU Index : Mid	RU Index : High	RU Index : Low	RU Index : Mid	RU Index : High
			ANT2	ANT2	ANT2	ANT2	ANT2	ANT2
UNII1	5190	38	27.68	-	31.97	19.596	-	19.750
	5230	46	27.47	-	32.91	19.417	-	19.617
UNII2A	5270	54	30.24	-	32.55	19.393	-	19.452
	5310	62	28.58	-	31.61	19.420	-	19.495
UNII2C	5510	102	30.08	-	31.66	19.450	-	19.649
	5550	110	29.66	-	31.96	19.324	-	19.731
	5710	142	30.38	-	29.58	19.548	-	19.616
UNII3	5755	151	29.39	-	33.24	19.473	-	19.661
	5795	159	30.29	-	31.46	19.563	-	19.643
UNII4	5835	167	28.04	-	29.94	19.433	-	19.624
	5875	175	29.83	-	34.56	19.503	-	19.627

Mode : HE40 484T								
Band	Freq. [MHz]	CH.	26dB Bandwidth [MHz]			99% Occupied Bandwidth [MHz]		
			RU Index : Low	RU Index : Mid	RU Index : High	RU Index : Low	RU Index : Mid	RU Index : High
			ANT2	ANT2	ANT2	ANT2	ANT2	ANT2
UNII1	5190	38	-	61.42	-	-	38.191	-
	5230	46	-	61.59	-	-	38.202	-
UNII2A	5270	54	-	58.04	-	-	38.136	-
	5310	62	-	57.88	-	-	38.230	-
UNII2C	5510	102	-	45.01	-	-	38.113	-
	5550	110	-	57.92	-	-	38.238	-
	5710	142	-	55.31	-	-	38.134	-
UNII3	5755	151	-	62.69	-	-	38.328	-
	5795	159	-	64.24	-	-	38.484	-
UNII4	5835	167	-	62.77	-	-	38.268	-
	5875	175	-	56.62	-	-	38.202	-

The report shall not be (partly) reproduced except in full without approval of the laboratory.

Mode : HE40 SU								
Band	Freq. [MHz]	CH.	26dB Bandwidth [MHz]			99% Occupied Bandwidth [MHz]		
			RU Index : Low	RU Index : Mid	RU Index : High	RU Index : Low	RU Index : Mid	RU Index : High
			ANT2	ANT2	ANT2	ANT2	ANT2	ANT2
UNII1	5190	38	-	46.22	-	-	38.067	-
	5230	46	-	45.40	-	-	38.032	-
UNII2A	5270	54	-	44.77	-	-	38.061	-
	5310	62	-	45.86	-	-	38.029	-
UNII2C	5510	102	-	45.87	-	-	38.024	-
	5550	110	-	46.29	-	-	38.087	-
	5710	142	-	45.43	-	-	38.017	-
UNII3	5755	151	-	44.67	-	-	38.064	-
	5795	159	-	45.34	-	-	38.059	-
UNII4	5835	167	-	45.96	-	-	38.036	-
	5875	175	-	44.84	-	-	38.090	-

Mode : HE80 26T								
Band	Freq. [MHz]	CH.	26dB Bandwidth [MHz]			99% Occupied Bandwidth [MHz]		
			RU Index : Low	RU Index : Mid	RU Index : High	RU Index : Low	RU Index : Mid	RU Index : High
			ANT2	ANT2	ANT2	ANT2	ANT2	ANT2
UNII1	5210	42	23.26	38.91	22.52	20.569	36.978	20.017
UNII2A	5290	58	23.49	38.99	23.26	20.667	37.366	20.196
UNII2C	5530	106	23.45	38.85	23.18	20.404	36.913	20.447
	5610	122	23.06	38.91	23.63	20.683	37.121	19.979
	5690	138	23.34	38.99	22.81	20.562	37.235	20.163
UNII3	5775	155	21.85	38.58	23.05	20.272	36.918	20.246
UNII4	5855	171	22.42	38.82	22.16	20.271	36.949	20.047

Mode : HE80 52T								
Band	Freq. [MHz]	CH.	26dB Bandwidth [MHz]			99% Occupied Bandwidth [MHz]		
			RU Index : Low	RU Index : Mid	RU Index : High	RU Index : Low	RU Index : Mid	RU Index : High
			ANT2	ANT2	ANT2	ANT2	ANT2	ANT2
UNII1	5210	42	24.56	25.41	25.23	19.679	19.980	19.584
UNII2A	5290	58	24.99	23.42	23.55	20.056	19.885	19.751
UNII2C	5530	106	24.42	25.52	22.60	20.038	20.643	19.721
	5610	122	23.38	24.27	26.11	19.863	20.455	19.576
	5690	138	25.52	23.11	23.60	19.750	19.815	19.437
UNII3	5775	155	23.23	22.82	22.97	19.908	19.427	19.571
UNII4	5855	171	24.81	24.50	25.33	19.981	19.800	19.714

Mode : HE80 106T								
Band	Freq. [MHz]	CH.	26dB Bandwidth [MHz]			99% Occupied Bandwidth [MHz]		
			RU Index : Low	RU Index : Mid	RU Index : High	RU Index : Low	RU Index : Mid	RU Index : High
			ANT2	ANT2	ANT2	ANT2	ANT2	ANT2
UNII1	5210	42	26.32	26.40	23.00	19.874	19.394	19.019
UNII2A	5290	58	28.66	26.73	22.65	19.774	19.474	18.914
UNII2C	5530	106	27.89	23.59	27.49	19.809	20.873	19.443
	5610	122	24.48	26.14	26.47	19.554	19.386	18.971
	5690	138	25.92	28.11	25.50	19.935	19.814	19.231
UNII3	5775	155	25.73	28.98	27.79	19.794	19.393	19.392
UNII4	5855	171	25.87	25.72	24.97	19.667	19.525	19.236

The report shall not be (partly) reproduced except in full without approval of the laboratory.

Mode : HE80 242T								
Band	Freq. [MHz]	CH.	26dB Bandwidth [MHz]			99% Occupied Bandwidth [MHz]		
			RU Index : Low	RU Index : Mid	RU Index : High	RU Index : Low	RU Index : Mid	RU Index : High
			ANT2	ANT2	ANT2	ANT2	ANT2	ANT2
UNII1	5210	42	31.14	45.56	33.68	21.036	37.905	21.322
UNII2A	5290	58	36.77	47.60	32.68	21.133	38.231	21.153
UNII2C	5530	106	35.24	44.84	37.54	21.393	38.684	22.462
	5610	122	34.44	45.16	38.72	20.932	38.223	21.513
	5690	138	37.48	46.49	37.36	22.664	39.839	21.210
UNII3	5775	155	34.98	58.87	33.85	21.333	39.057	21.627
UNII4	5855	171	30.53	42.65	32.77	21.203	38.616	21.288

Mode : HE80 484T								
Band	Freq. [MHz]	CH.	26dB Bandwidth [MHz]			99% Occupied Bandwidth [MHz]		
			RU Index : Low	RU Index : Mid	RU Index : High	RU Index : Low	RU Index : Mid	RU Index : High
			ANT2	ANT2	ANT2	ANT2	ANT2	ANT2
UNII1	5210	42	62.35	-	65.06	39.447	-	41.915
UNII2A	5290	58	78.15	-	65.40	39.946	-	42.997
UNII2C	5530	106	93.85	-	63.30	40.557	-	43.908
	5610	122	77.51	-	65.50	39.891	-	43.175
	5690	138	109.96	-	64.72	52.695	-	42.020
UNII3	5775	155	76.44	-	66.84	43.313	-	42.587
UNII4	5855	171	94.27	-	66.08	42.129	-	41.525

Mode : HE80 996T								
Band	Freq. [MHz]	CH.	26dB Bandwidth [MHz]			99% Occupied Bandwidth [MHz]		
			RU Index : Low	RU Index : Mid	RU Index : High	RU Index : Low	RU Index : Mid	RU Index : High
			ANT2	ANT2	ANT2	ANT2	ANT2	ANT2
UNII1	5210	42	-	107.14	-	-	78.078	-
UNII2A	5290	58	-	105.96	-	-	78.151	-
UNII2C	5530	106	-	100.35	-	-	77.870	-
	5610	122	-	108.73	-	-	78.233	-
	5690	138	-	107.01	-	-	78.141	-
UNII3	5775	155	-	117.87	-	-	78.454	-
UNII4	5855	171	-	113.16	-	-	78.453	-

Mode : HE80 SU								
Band	Freq. [MHz]	CH.	26dB Bandwidth [MHz]			99% Occupied Bandwidth [MHz]		
			RU Index : Low	RU Index : Mid	RU Index : High	RU Index : Low	RU Index : Mid	RU Index : High
			ANT2	ANT2	ANT2	ANT2	ANT2	ANT2
UNII1	5210	42	-	96.90	-	-	77.779	-
UNII2A	5290	58	-	99.87	-	-	77.908	-
UNII2C	5530	106	-	97.07	-	-	77.739	-
	5610	122	-	94.73	-	-	77.673	-
	5690	138	-	99.26	-	-	77.743	-
UNII3	5775	155	-	103.59	-	-	77.771	-
UNII4	5855	171	-	101.60	-	-	77.668	-

The report shall not be (partly) reproduced except in full without approval of the laboratory.

Mode : HE160(80L)									
Band	Tone	Freq. [MHz]	CH.	26dB Bandwidth [MHz]			99% Occupied Bandwidth [MHz]		
				RU Index : Low	RU Index : Mid	RU Index : High	RU Index : Low	RU Index : Mid	RU Index : High
				ANT2	ANT2	ANT2	ANT2	ANT2	ANT2
UNII 1-2A	26T	5250	50	23.70	41.03	24.73	21.600	37.659	21.963
UNII 2C		5570	114	24.31	39.45	24.21	21.813	36.853	21.602
UNII 3-4		5815	163	24.36	39.28	23.79	21.244	37.166	21.364
UNII 1-2A	52T	5250	50	25.47	24.75	26.82	21.081	20.671	21.479
UNII 2C		5570	114	27.00	24.94	25.89	21.508	20.968	21.491
UNII 3-4		5815	163	25.67	27.42	24.01	20.860	20.920	20.579
UNII 1-2A	106T	5250	50	28.14	29.56	28.94	20.882	20.119	20.749
UNII 2C		5570	114	40.00	28.46	30.03	22.910	21.722	22.876
UNII 3-4		5815	163	23.84	31.62	27.68	20.974	20.196	20.890
UNII 1-2A	242T	5250	50	41.54	59.38	35.26	24.507	39.578	24.629
UNII 2C		5570	114	44.52	77.61	69.40	28.221	43.605	39.578
UNII 3-4		5815	163	38.07	60.64	39.32	27.258	40.329	26.564
UNII 1-2A	484T	5250	50	68.36	-	71.73	48.063	-	50.776
UNII 2C		5570	114	111.65	-	132.95	55.522	-	96.500
UNII 3-4		5815	163	81.02	-	128.15	55.806	-	66.641
UNII 1-2A	996T	5250	50	-	122.83	-	-	80.316	-
UNII 2C		5570	114	-	187.55	-	-	86.791	-
UNII 3-4		5815	163	-	196.49	-	-	90.558	-

Mode : HE160(80U)									
Band	Tone	Freq. [MHz]	CH.	26dB Bandwidth [MHz]			99% Occupied Bandwidth [MHz]		
				RU Index : Low	RU Index : Mid	RU Index : High	RU Index : Low	RU Index : Mid	RU Index : High
				ANT2	ANT2	ANT2	ANT2	ANT2	ANT2
UNII 1-2A	26T	5250	50	23.65	42.73	24.37	21.438	37.622	21.552
UNII 2C		5570	114	24.68	43.30	24.49	22.446	37.364	21.019
UNII 3-4		5815	163	24.65	39.31	24.71	21.696	36.470	21.570
UNII 1-2A	52T	5250	50	28.55	24.46	25.25	22.000	21.069	21.066
UNII 2C		5570	114	25.95	24.13	28.65	23.484	21.853	20.819
UNII 3-4		5815	163	25.50	24.60	24.13	21.250	20.414	20.260
UNII 1-2A	106T	5250	50	38.81	29.01	25.61	22.344	21.016	20.266
UNII 2C		5570	114	35.75	33.06	32.79	32.471	21.413	21.451
UNII 3-4		5815	163	29.09	26.60	23.50	20.518	20.212	20.119
UNII 1-2A	242T	5250	50	41.67	58.31	49.57	24.078	39.027	24.915
UNII 2C		5570	114	64.25	130.04	48.25	42.352	57.988	28.061
UNII 3-4		5815	163	47.05	78.66	41.53	24.120	39.505	24.474
UNII 1-2A	484T	5250	50	79.99	-	70.85	44.672	-	48.842
UNII 2C		5570	114	137.98	-	98.10	88.005	-	57.933
UNII 3-4		5815	163	82.96	-	72.48	42.758	-	51.610
UNII 1-2A	996T	5250	50	-	112.83	-	-	90.259	-
UNII 2C		5570	114	-	194.86	-	-	101.925	-
UNII 3-4		5815	163	-	121.50	-	-	87.160	-

The report shall not be (partly) reproduced except in full without approval of the laboratory.

Mode : HE160									
Band	Tone	Freq. [MHz]	CH.	26dB Bandwidth [MHz]			99% Occupied Bandwidth [MHz]		
				RU Index : Low	RU Index : Mid	RU Index : High	RU Index : Low	RU Index : Mid	RU Index : High
				ANT2	ANT2	ANT2	ANT2	ANT2	ANT2
UNII 1-2A	SU	5250	50	-	179.0	-	-	156.59	-
UNII 2C		5570	114	-	177.9	-	-	156.62	-
UNII 3-4		5815	163	-	184.1	-	-	156.44	-
UNII 1-2A	2x996T	5250	50	-	248.7	-	-	158.38	-
UNII 2C		5570	114	-	236.2	-	-	157.74	-
UNII 3-4		5815	163	-	252.9	-	-	157.06	-

The report shall not be (partly) reproduced except in full without approval of the laboratory.

▣ Test Plots

[Ant.1]

Bandwidth 20M Ch.36(5180 MHz) SU

Bandwidth 40M Ch.110(5550 MHz) 484 Tones RU65

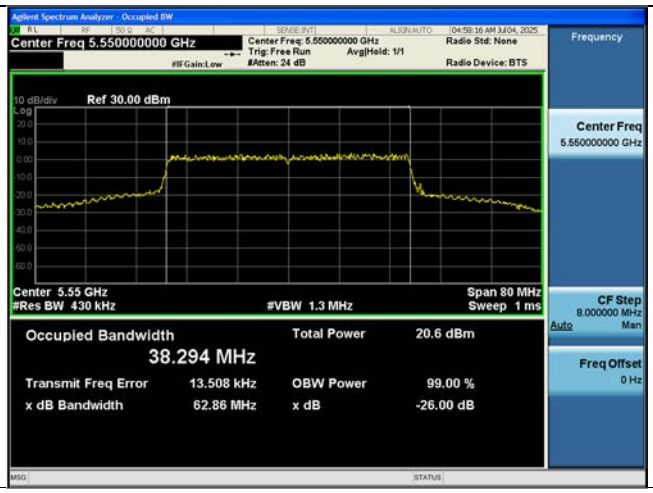

Bandwidth 80M Ch.122(5610 MHz) 996 Tones RU67

Bandwidth 160M 2x996Tone Ch.114(5570 MHz) RU68

Note:

In order to simplify the report, attached plots were only the widest channel per channel bandwidth.

The report shall not be (partly) reproduced except in full without approval of the laboratory.

[Ant.2]

Bandwidth 20M Ch.157(5785 MHz) 242 Tones RU61

Bandwidth 40M Ch.159(5795 MHz) 484 Tones RU65

Bandwidth 80M Ch.155(5775 MHz) 996 Tones RU67

Bandwidth 160M 2x996Tone Ch.163(5815 MHz) RU68

Note:

In order to simplify the report, attached plots were only the widest channel per channel bandwidth.

The report shall not be (partly) reproduced except in full without approval of the laboratory.

10.3 6 dB BANDWIDTH

Limit : > 0.5 MHz

10.3.1 Ant.1

Mode : HE20						
Band	Tone	Freq. [MHz]	CH.	6dB Bandwidth [MHz]		
				RU Index : Low	RU Index : Mid	RU Index : High
				ANT1	ANT1	ANT1
UNII3	26T	5745	149	2.083	2.699	2.097
		5785	157	2.090	2.687	2.070
		5825	165	2.083	2.664	2.097
UNII4		5845	169	1.984	2.676	2.115
		5865	173	2.099	2.656	2.044
		5885	177	2.068	2.695	2.128
UNII3	52T	5745	149	17.064	15.073	15.765
		5785	157	17.038	12.855	17.027
		5825	165	14.557	13.781	15.757
UNII4		5845	169	17.069	14.999	17.003
		5865	173	14.573	13.812	16.997
		5885	177	17.050	15.030	17.035
UNII3	106T	5745	149	17.204	-	17.201
		5785	157	17.208	-	17.161
		5825	165	17.194	-	17.182
UNII4		5845	169	17.206	-	17.751
		5865	173	17.179	-	17.401
		5885	177	17.188	-	17.423
UNII3	242T	5745	149	-	19.157	-
		5785	157	-	19.159	-
		5825	165	-	19.127	-
UNII4		5845	169	-	19.130	-
		5865	173	-	19.128	-
		5885	177	-	19.143	-
UNII3	SU	5745	149	-	19.139	-
		5785	157	-	19.104	-
		5825	165	-	19.124	-
UNII4		5845	169	-	19.132	-
		5865	173	-	19.178	-
		5885	177	-	19.153	-

The report shall not be (partly) reproduced except in full without approval of the laboratory.

Mode : HE40						
Band	Tone	Freq. [MHz]	CH.	6dB Bandwidth [MHz]		
				RU Index : Low	RU Index : Mid	RU Index : High
				ANT1	ANT1	ANT1
UNII3	26T	5755	151	2.143	2.112	2.141
		5795	159	2.139	2.142	2.170
UNII4		5835	167	2.159	2.128	2.159
		5875	175	2.140	2.106	2.168
UNII3	52T	5755	151	10.403	17.307	15.404
		5795	159	16.605	17.341	16.597
UNII4		5835	167	16.624	17.314	16.579
		5875	175	16.619	17.282	7.799
UNII3	106T	5755	151	16.666	17.335	16.637
		5795	159	16.662	17.374	16.683
UNII4		5835	167	16.693	17.333	16.680
		5875	175	16.668	17.382	16.690
UNII3	242T	5755	151	18.916	-	18.898
		5795	159	18.890	-	18.912
UNII4		5835	167	18.902	-	18.935
		5875	175	18.892	-	18.908
UNII3	484T	5755	151	-	38.137	-
		5795	159	-	38.177	-
UNII4		5835	167	-	38.139	-
		5875	175	-	38.179	-
UNII3	SU	5755	151	-	38.146	-
		5795	159	-	38.155	-
UNII4		5835	167	-	38.154	-
		5875	175	-	38.156	-

Mode : HE80						
Band	Tone	Freq. [MHz]	CH.	6dB Bandwidth [MHz]		
				RU Index : Low	RU Index : Mid	RU Index : High
				ANT1	ANT1	ANT1
UNII3	26T	5775	155	2.257	2.758	2.256
UNII4		5855	171	2.195	2.802	2.257
UNII3	52T	5775	155	16.601	16.242	16.640
UNII4		5855	171	16.574	16.305	16.720
UNII3	106T	5775	155	17.282	16.478	16.851
UNII4		5855	171	16.680	16.432	16.859
UNII3	242T	5775	155	19.009	36.556	18.991
UNII4		5855	171	18.925	36.530	18.999
UNII3	484T	5775	155	37.765	-	37.949
UNII4		5855	171	37.916	-	37.991
UNII3	996T	5775	155	-	77.951	-
UNII4		5855	171	-	78.188	-
UNII3	SU	5775	155	-	78.134	-
UNII4		5855	171	-	78.170	-

The report shall not be (partly) reproduced except in full without approval of the laboratory.

Mode : HE160(80L)						
Band	Tone	Freq. [MHz]	CH.	6dB Bandwidth [MHz]		
				RU Index : Low	RU Index : Mid	RU Index : High
				ANT1	ANT1	ANT1
UNII 3-4	26T	5815	163	2.398	3.040	2.415
UNII 3-4	52T	5815	163	16.859	10.088	16.950
UNII 3-4	106T	5815	163	17.046	16.758	17.137
UNII 3-4	242T	5815	163	19.166	36.595	19.129
UNII 3-4	484T	5815	163	37.922	-	38.031
UNII 3-4	996T	5815	163	-	78.233	-

Mode : HE160(80U)						
Band	Tone	Freq. [MHz]	CH.	6dB Bandwidth [MHz]		
				RU Index : Low	RU Index : Mid	RU Index : High
				ANT1	ANT1	ANT1
UNII 3-4	26T	5815	163	2.435	2.988	2.434
UNII 3-4	52T	5815	163	16.915	16.498	12.946
UNII 3-4	106T	5815	163	17.085	16.800	17.078
UNII 3-4	242T	5815	163	19.075	36.590	19.204
UNII 3-4	484T	5815	163	38.019	-	37.828
UNII 3-4	996T	5815	163	-	78.315	-

Mode : HE160						
Band	Tone	Freq. [MHz]	CH.	6dB Bandwidth [MHz]		
				RU Index : Low	RU Index : Mid	RU Index : High
				ANT1	ANT1	ANT1
UNII 3-4	SU	5815	163	-	158.07	-
UNII 3-4	2x996T	5815	163	-	158.24	-

The report shall not be (partly) reproduced except in full without approval of the laboratory.

10.3.2 Ant.2

Mode : HE20						
Band	Tone	Freq. [MHz]	CH.	6dB Bandwidth [MHz]		
				RU Index : Low	RU Index : Mid	RU Index : High
				ANT2	ANT2	ANT2
UNII3	26T	5745	149	2.135	2.642	2.097
		5785	157	2.089	2.686	2.124
		5825	165	2.112	2.702	2.127
UNII4		5845	169	2.079	2.629	2.072
		5865	173	2.083	2.669	2.106
		5885	177	2.101	2.672	2.167
UNII3	52T	5745	149	17.071	15.057	4.075
		5785	157	17.063	12.880	5.745
		5825	165	4.121	15.061	4.079
UNII4		5845	169	15.808	12.907	15.783
		5865	173	17.050	15.066	15.784
		5885	177	17.031	15.032	17.016
UNII3	106T	5745	149	17.194	-	17.391
		5785	157	17.211	-	17.180
		5825	165	17.218	-	17.196
UNII4		5845	169	17.180	-	17.186
		5865	173	17.204	-	17.146
		5885	177	17.213	-	17.162
UNII3	242T	5745	149	-	19.131	-
		5785	157	-	19.078	-
		5825	165	-	19.169	-
UNII4		5845	169	-	19.147	-
		5865	173	-	19.114	-
		5885	177	-	19.109	-
UNII3	SU	5745	149	-	19.071	-
		5785	157	-	19.170	-
		5825	165	-	19.126	-
UNII4		5845	169	-	19.129	-
		5865	173	-	19.103	-
		5885	177	-	19.106	-

The report shall not be (partly) reproduced except in full without approval of the laboratory.

Mode : HE40						
Band	Tone	Freq. [MHz]	CH.	6dB Bandwidth [MHz]		
				RU Index : Low	RU Index : Mid	RU Index : High
				ANT2	ANT2	ANT2
UNII3	26T	5755	151	2.165	2.177	2.126
		5795	159	2.168	2.161	2.134
UNII4		5835	167	2.167	2.093	2.178
		5875	175	2.170	2.118	2.154
UNII3	52T	5755	151	4.139	17.314	16.561
		5795	159	16.603	17.323	7.788
UNII4		5835	167	16.640	17.338	11.605
		5875	175	15.352	17.321	14.091
UNII3	106T	5755	151	16.641	17.347	16.646
		5795	159	16.673	17.323	16.695
UNII4		5835	167	16.677	17.354	16.632
		5875	175	16.696	17.351	16.630
UNII3	242T	5755	151	18.889	-	18.888
		5795	159	18.878	-	18.906
UNII4		5835	167	18.918	-	18.886
		5875	175	18.881	-	18.911
UNII3	484T	5755	151	-	38.183	-
		5795	159	-	38.138	-
UNII4		5835	167	-	38.197	-
		5875	175	-	38.173	-
UNII3	SU	5755	151	-	38.141	-
		5795	159	-	38.151	-
UNII4		5835	167	-	38.175	-
		5875	175	-	38.162	-

Mode : HE80						
Band	Tone	Freq. [MHz]	CH.	6dB Bandwidth [MHz]		
				RU Index : Low	RU Index : Mid	RU Index : High
				ANT2	ANT2	ANT2
UNII3	26T	5775	155	2.230	2.797	2.236
UNII4		5855	171	2.231	2.756	2.265
UNII3	52T	5775	155	16.651	16.286	16.700
UNII4		5855	171	16.623	16.351	7.915
UNII3	106T	5775	155	17.259	16.547	16.875
UNII4		5855	171	17.249	16.498	17.202
UNII3	242T	5775	155	18.969	36.545	18.971
UNII4		5855	171	18.943	36.472	18.923
UNII3	484T	5775	155	37.854	-	37.850
UNII4		5855	171	37.843	-	37.914
UNII3	996T	5775	155	-	77.951	-
UNII4		5855	171	-	78.160	-
UNII3	SU	5775	155	-	78.172	-
UNII4		5855	171	-	78.014	-

The report shall not be (partly) reproduced except in full without approval of the laboratory.

Mode : HE160(80L)						
Band	Tone	Freq. [MHz]	CH.	6dB Bandwidth [MHz]		
				RU Index : Low	RU Index : Mid	RU Index : High
				ANT2	ANT2	ANT2
UNII 3-4	26T	5815	163	2.434	3.037	2.446
UNII 3-4	52T	5815	163	16.983	16.544	7.914
UNII 3-4	106T	5815	163	17.085	16.733	17.138
UNII 3-4	242T	5815	163	19.137	36.571	19.132
UNII 3-4	484T	5815	163	37.916	-	38.016
UNII 3-4	996T	5815	163	-	76.848	-

Mode : HE160(80U)						
Band	Tone	Freq. [MHz]	CH.	6dB Bandwidth [MHz]		
				RU Index : Low	RU Index : Mid	RU Index : High
				ANT2	ANT2	ANT2
UNII 3-4	26T	5815	163	2.376	3.023	2.393
UNII 3-4	52T	5815	163	15.551	4.484	16.963
UNII 3-4	106T	5815	163	17.124	16.796	17.362
UNII 3-4	242T	5815	163	19.150	36.593	19.078
UNII 3-4	484T	5815	163	37.958	-	37.938
UNII 3-4	996T	5815	163	-	78.275	-

Mode : HE160						
Band	Tone	Freq. [MHz]	CH.	6dB Bandwidth [MHz]		
				RU Index : Low	RU Index : Mid	RU Index : High
				ANT2	ANT2	ANT2
UNII 3-4	SU	5815	163	-	157.82	-
UNII 3-4	2x996T	5815	163	-	156.74	-

The report shall not be (partly) reproduced except in full without approval of the laboratory.

▣ Test Plots

[Ant.1]

Bandwidth 20M Ch.169(5845 MHz) 26Tones RU 0

Bandwidth 40M Ch.175(5875 MHz) 26 Tones RU 9

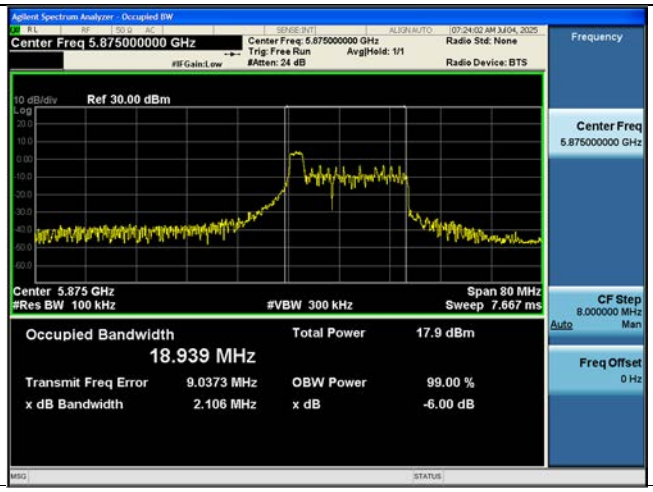

Bandwidth 80M Ch.171(5855 MHz) 26 Tones RU 0

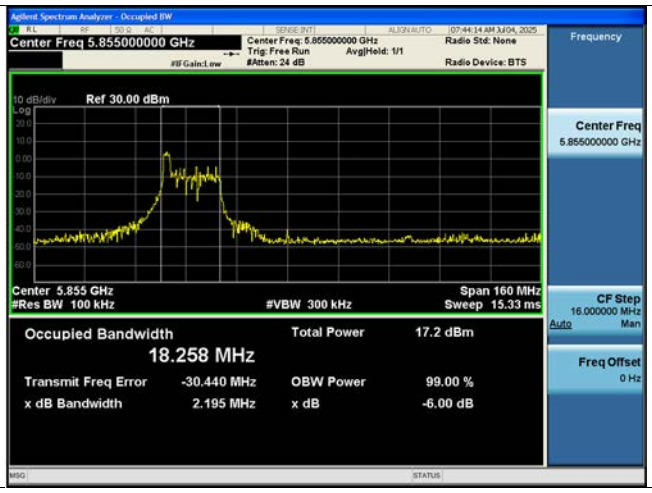

Bandwidth 160M_80L Ch.163(5815 MHz) 26 Tones RU 0

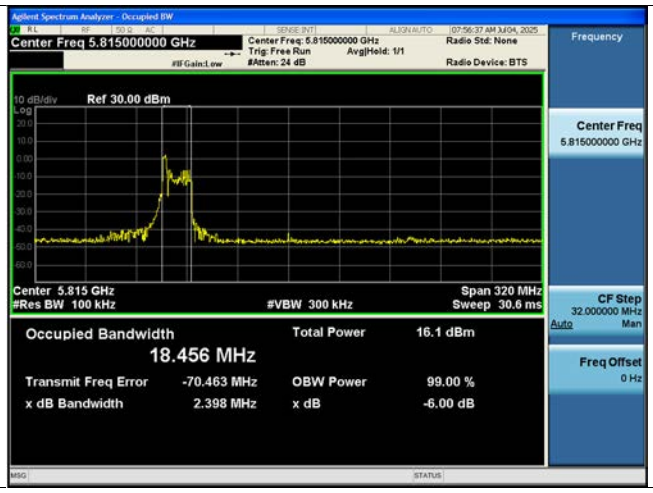

Note: In order to simplify the report, attached plots were only the narrowest channel.

The report shall not be (partly) reproduced except in full without approval of the laboratory.

[Ant.2]

Bandwidth 20M Ch.169(5845 MHz) 26Tones RU 8

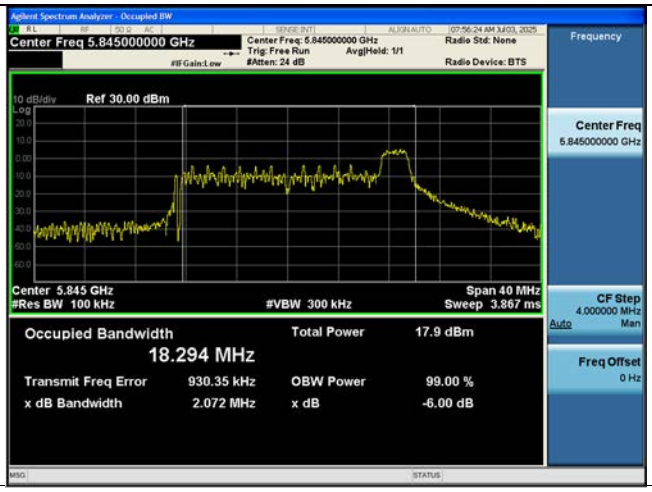

Bandwidth 40M Ch.167(5835 MHz) 26 Tones RU 9

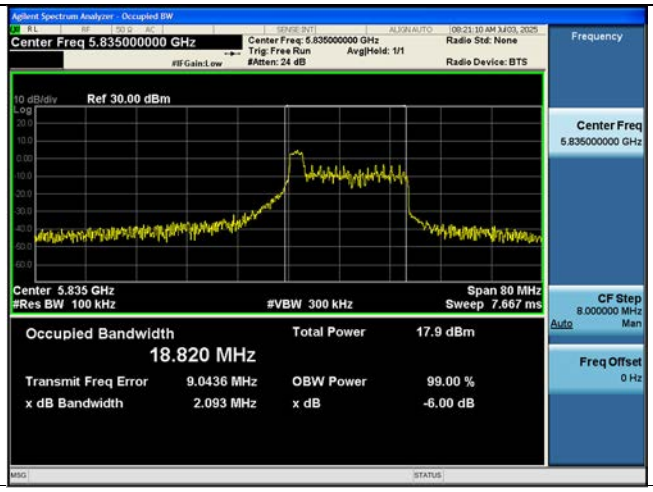

Bandwidth 80M Ch.155(5775 MHz) 26 Tones RU 0

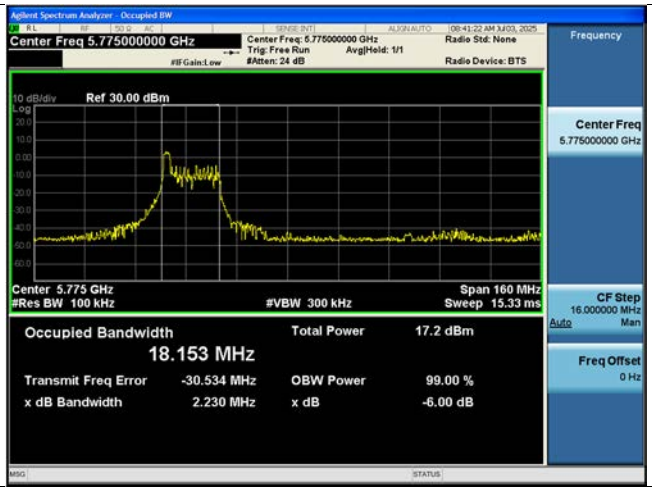

Bandwidth 160M_80U Ch.163(5815 MHz) 26 Tones RU 0

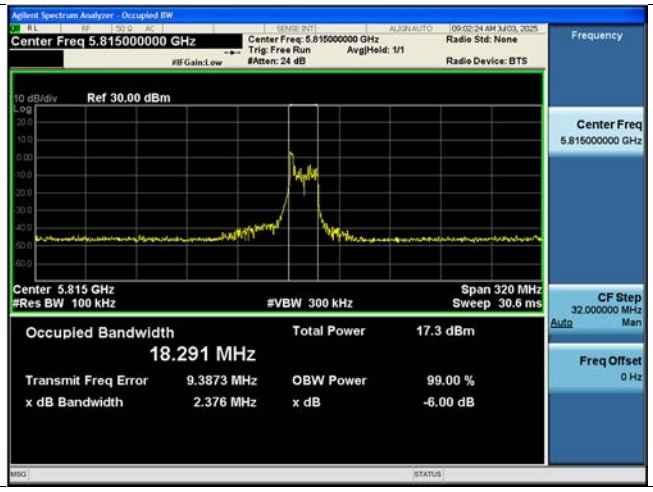

Note: In order to simplify the report, attached plots were only the narrowest channel.

The report shall not be (partly) reproduced except in full without approval of the laboratory.

10.4 OUTPUT POWER MEASUREMENT

Straddle channel data in the table below are for reporting purposes only.
Straddle channel data were added in section 10.6.3.

Max EIRP Power = Conducted Power(MIMO) + Ant Gain(Directional Gain)
Ant Total Power [dBm] = Measured Power [dBm] + Duty Cycle Factor [dB]
MIMO Total Power [dBm] = Ant.1 Total Power [dBm] + Ant.2 Total Power [dB]

Limit
(UNII 1) : 23.98 dBm
(UNII 2A, 2C) : 23.98 dBm or 11 dBm + 10 log B, (where B is the 26 dB emission bandwidth in megahertz.)
(UNII 3) : 30.00 dBm
(UNII 4) : EIRP 30.0 dBm/MHz
(UNII 3&4) : Worst limit 30.00 dBm ➔ UNII 4 Band Antenna Gain Negative

The report shall not be (partly) reproduced except in full without approval of the laboratory.

10.4.1 MIMO_CDD(Ant.1+ Ant.2)

Mode : 802.11ax 20MHz 26T															
Band	Freq. [MHz]	CH.	Total Average Power [dBm]									Ant1 gain	Ant2 gain	Directional Gain	Maximum E.I.R.P
			RU Index : Low			RU Index : Mid			RU Index : High						
			ANT1	ANT2	MIMO	ANT1	ANT2	MIMO	ANT1	ANT2	MIMO	[dBi]	[dBi]	[dBi]	[dBm]
UNII1	5180	36	6.95	5.17	9.16	6.87	4.94	9.02	6.95	4.89	9.05	-	-	-	-
	5200	40	6.93	5.77	9.40	6.94	5.66	9.36	6.98	5.63	9.37	-	-	-	-
	5240	48	6.53	6.50	9.52	6.57	6.41	9.50	6.65	6.38	9.53	-	-	-	-
UNII2A	5260	52	5.52	6.27	8.92	5.54	6.14	8.86	5.65	6.13	8.90	-	-	-	-
	5300	60	6.02	6.35	9.20	6.01	6.26	9.15	6.06	6.27	9.18	-	-	-	-
	5320	64	5.98	5.89	8.95	5.97	5.81	8.90	6.02	5.83	8.93	-	-	-	-
UNII2C	5500	100	7.78	7.52	10.66	7.91	7.47	10.71	8.13	7.50	10.84	-	-	-	-
	5580	116	7.61	7.25	10.45	7.79	7.16	10.50	8.08	7.20	10.67	-	-	-	-
	5720	144	7.59	5.45	9.66	7.74	5.58	9.81	7.96	5.81	10.03	-	-	-	-
UNII3	5745	149	7.20	6.04	9.67	7.31	6.10	9.76	7.53	6.27	9.96	-	-	-	-
	5785	157	7.73	7.68	10.72	7.89	7.79	10.85	8.14	8.05	11.11	-	-	-	-
	5825	165	7.88	7.99	10.95	8.02	8.22	11.13	8.17	8.49	11.34	-	-	-	-
UNII4	5845	169	7.78	7.78	10.79	7.83	7.89	10.87	7.94	8.06	11.01	-7.09	-8.74	-4.87	6.15
	5865	173	7.68	7.67	10.69	8.11	7.77	10.95	8.43	8.01	11.24	-7.09	-8.74	-4.87	6.37
	5885	177	8.13	7.50	10.83	8.24	7.69	10.98	8.46	8.00	11.24	-7.09	-8.74	-4.87	6.38

Mode : 802.11ax 20MHz 52T															
Band	Freq. [MHz]	CH.	Total Average Power [dBm]									Ant1 gain	Ant2 gain	Directional Gain	Maximum E.I.R.P
			RU Index : Low			RU Index : Mid			RU Index : High						
			ANT1	ANT2	MIMO	ANT1	ANT2	MIMO	ANT1	ANT2	MIMO	[dBi]	[dBi]	[dBi]	[dBm]
UNII1	5180	36	10.06	8.06	12.18	10.04	8.00	12.14	10.10	7.93	12.16	-	-	-	-
	5200	40	10.08	8.79	12.49	10.08	8.73	12.47	10.10	8.67	12.45	-	-	-	-
	5240	48	9.81	9.35	12.60	9.79	9.31	12.57	9.86	9.24	12.57	-	-	-	-
UNII2A	5260	52	8.82	9.12	11.98	8.79	9.06	11.93	8.86	8.97	11.93	-	-	-	-
	5300	60	9.71	9.31	12.53	9.67	9.25	12.47	9.68	9.22	12.47	-	-	-	-
	5320	64	9.69	8.88	12.32	9.63	8.84	12.26	9.64	8.82	12.26	-	-	-	-
UNII2C	5500	100	11.50	10.77	14.16	11.52	10.73	14.16	11.74	10.76	14.28	-	-	-	-
	5580	116	11.07	10.38	13.75	11.13	10.31	13.75	11.48	10.32	13.95	-	-	-	-
	5720	144	10.97	8.46	12.90	11.00	8.52	12.95	11.20	8.79	13.17	-	-	-	-
UNII3	5745	149	10.68	9.08	12.96	10.73	9.11	13.01	10.92	9.28	13.19	-	-	-	-
	5785	157	10.85	10.87	13.87	10.86	10.90	13.89	11.08	11.17	14.13	-	-	-	-
	5825	165	11.40	11.12	14.27	11.36	11.15	14.26	11.54	11.49	14.53	-	-	-	-
UNII4	5845	169	11.11	11.11	14.12	11.09	11.16	14.14	11.22	11.38	14.31	-7.09	-8.74	-4.87	9.44
	5865	173	10.88	10.75	13.83	10.88	10.79	13.84	11.09	11.07	14.09	-7.09	-8.74	-4.87	9.22
	5885	177	11.10	10.78	13.95	11.12	10.85	14.00	11.33	11.21	14.28	-7.09	-8.74	-4.87	9.42

The report shall not be (partly) reproduced except in full without approval of the laboratory.

Mode : 802.11ax 20MHz 106T															
Band	Freq. [MHz]	CH.	Total Average Power [dBm]									Ant1 gain	Ant2 gain	Directional Gain	Maximum E.I.R.P
			RU Index : Low			RU Index : Mid			RU Index : High						
			ANT1	ANT2	MIMO	ANT1	ANT2	MIMO	ANT1	ANT2	MIMO	[dBi]	[dBi]	[dBi]	[dBm]
UNII1	5180	36	12.78	11.23	15.08	-	-	-	12.83	11.10	15.06	-	-	-	-
	5200	40	12.77	11.97	15.40	-	-	-	12.79	11.88	15.37	-	-	-	-
	5240	48	12.73	12.14	15.46	-	-	-	12.75	12.05	15.42	-	-	-	-
UNII2A	5260	52	11.82	11.87	14.86	-	-	-	11.82	11.78	14.81	-	-	-	-
	5300	60	12.61	12.44	15.54	-	-	-	12.59	12.37	15.49	-	-	-	-
	5320	64	12.34	11.80	15.09	-	-	-	12.29	11.75	15.04	-	-	-	-
UNII2C	5500	100	10.85	10.06	13.49	-	-	-	10.94	9.94	13.48	-	-	-	-
	5580	116	13.96	14.00	16.99	-	-	-	14.27	13.94	17.12	-	-	-	-
	5720	144	14.14	12.01	16.21	-	-	-	14.32	12.20	16.40	-	-	-	-
UNII3	5745	149	13.67	12.34	16.06	-	-	-	13.83	12.48	16.22	-	-	-	-
	5785	157	13.98	13.80	16.91	-	-	-	14.13	14.01	17.08	-	-	-	-
	5825	165	14.06	13.99	17.04	-	-	-	14.23	14.31	17.28	-	-	-	-
UNII4	5845	169	14.00	13.99	17.01	-	-	-	14.06	14.17	17.13	-7.09	-8.74	-4.87	12.26
	5865	173	13.66	13.62	16.65	-	-	-	13.82	13.84	16.84	-7.09	-8.74	-4.87	11.97
	5885	177	13.89	13.63	16.77	-	-	-	14.05	13.90	16.99	-7.09	-8.74	-4.87	12.12

Mode : 802.11ax 20MHz 242T															
Band	Freq. [MHz]	CH.	Total Average Power [dBm]									Ant1 gain	Ant2 gain	Directional Gain	Maximum E.I.R.P
			RU Index : Low			RU Index : Mid			RU Index : High						
			ANT1	ANT2	MIMO	ANT1	ANT2	MIMO	ANT1	ANT2	MIMO	[dBi]	[dBi]	[dBi]	[dBm]
UNII1	5180	36	-	-	-	15.77	14.31	18.11	-	-	-	-	-	-	-
	5200	40	-	-	-	15.80	14.95	18.41	-	-	-	-	-	-	-
	5240	48	-	-	-	15.71	15.15	18.45	-	-	-	-	-	-	-
UNII2A	5260	52	-	-	-	14.83	14.93	17.89	-	-	-	-	-	-	-
	5300	60	-	-	-	15.59	15.52	18.56	-	-	-	-	-	-	-
	5320	64	-	-	-	15.54	14.75	18.17	-	-	-	-	-	-	-
UNII2C	5500	100	-	-	-	10.99	10.10	13.58	-	-	-	-	-	-	-
	5580	116	-	-	-	16.14	15.69	18.93	-	-	-	-	-	-	-
	5720	144	-	-	-	17.16	15.50	19.42	-	-	-	-	-	-	-
UNII3	5745	149	-	-	-	16.83	16.32	19.59	-	-	-	-	-	-	-
	5785	157	-	-	-	17.09	17.01	20.06	-	-	-	-	-	-	-
	5825	165	-	-	-	16.99	17.23	20.12	-	-	-	-	-	-	-
UNII4	5845	169	-	-	-	17.02	17.31	20.18	-	-	-	-7.09	-8.74	-4.87	15.31
	5865	173	-	-	-	16.83	16.97	19.91	-	-	-	-7.09	-8.74	-4.87	15.05
	5885	177	-	-	-	17.09	17.04	20.08	-	-	-	-7.09	-8.74	-4.87	15.21

The report shall not be (partly) reproduced except in full without approval of the laboratory.

Mode : 802.11ax 20MHz SU															
Band	Freq. [MHz]	CH.	Total Average Power [dBm]									Ant1 gain	Ant2 gain	Directional Gain	Maximum E.I.R.P
			RU Index : Low			RU Index : Mid			RU Index : High						
			ANT1	ANT2	MIMO	ANT1	ANT2	MIMO	ANT1	ANT2	MIMO	[dBi]	[dBi]	[dBi]	[dBm]
UNII1	5180	36	-	-	-	16.47	14.70	18.69	-	-	-	-	-	-	-
	5200	40	-	-	-	16.65	15.01	18.92	-	-	-	-	-	-	-
	5240	48	-	-	-	16.29	15.33	18.85	-	-	-	-	-	-	-
UNII2A	5260	52	-	-	-	15.35	14.96	18.17	-	-	-	-	-	-	-
	5300	60	-	-	-	16.05	15.56	18.82	-	-	-	-	-	-	-
	5320	64	-	-	-	15.70	15.10	18.42	-	-	-	-	-	-	-
UNII2C	5500	100	-	-	-	11.10	10.20	13.69	-	-	-	-	-	-	-
	5580	116	-	-	-	16.76	15.74	19.29	-	-	-	-	-	-	-
	5720	144	-	-	-	17.39	15.55	19.58	-	-	-	-	-	-	-
UNII3	5745	149	-	-	-	17.10	16.36	19.75	-	-	-	-	-	-	-
	5785	157	-	-	-	17.43	17.05	20.25	-	-	-	-	-	-	-
	5825	165	-	-	-	17.62	17.25	20.45	-	-	-	-	-	-	-
UNII4	5845	169	-	-	-	17.21	17.34	20.29	-	-	-	-7.09	-8.74	-4.87	15.42
	5865	173	-	-	-	16.87	17.01	19.95	-	-	-	-7.09	-8.74	-4.87	15.08
	5885	177	-	-	-	17.12	17.04	20.09	-	-	-	-7.09	-8.74	-4.87	15.23

Mode : 802.11ax 40MHz 26T															
Band	Freq. [MHz]	CH.	Total Average Power [dBm]									Ant1 gain	Ant2 gain	Directional Gain	Maximum E.I.R.P
			RU Index : Low			RU Index : Mid			RU Index : High						
			ANT1	ANT2	MIMO	ANT1	ANT2	MIMO	ANT1	ANT2	MIMO	[dBi]	[dBi]	[dBi]	[dBm]
UNII1	5190	38	7.51	5.37	9.58	7.64	5.28	9.63	7.69	5.11	9.60	-	-	-	-
	5230	46	6.65	6.61	9.64	6.89	6.61	9.76	6.90	6.42	9.68	-	-	-	-
UNII2A	5270	54	6.11	6.39	9.26	6.25	6.21	9.24	6.40	6.21	9.32	-	-	-	-
	5310	62	6.72	5.87	9.32	6.72	5.76	9.27	6.65	5.66	9.19	-	-	-	-
UNII2C	5510	102	8.03	7.83	10.94	8.32	7.77	11.06	8.59	7.63	11.14	-	-	-	-
	5550	110	7.33	7.35	10.35	7.76	7.17	10.48	8.09	6.95	10.57	-	-	-	-
	5710	142	7.71	5.07	9.60	8.31	5.63	10.18	8.60	5.97	10.49	-	-	-	-
UNII3	5755	151	7.24	5.64	9.52	7.60	5.95	9.86	7.85	6.22	10.12	-	-	-	-
	5795	159	7.75	7.45	10.61	8.19	7.89	11.05	8.44	8.39	11.42	-	-	-	-
UNII4	5835	167	7.99	7.24	10.64	8.33	7.85	11.10	8.34	8.16	11.26	-7.09	-8.74	-4.87	6.39
	5875	175	7.88	6.53	10.27	8.13	7.00	10.61	8.42	7.45	10.97	-7.09	-8.74	-4.87	6.11

Mode : 802.11ax 40MHz 52T															
Band	Freq. [MHz]	CH.	Total Average Power [dBm]									Ant1 gain	Ant2 gain	Directional Gain	Maximum E.I.R.P
			RU Index : Low			RU Index : Mid			RU Index : High						
			ANT1	ANT2	MIMO	ANT1	ANT2	MIMO	ANT1	ANT2	MIMO	[dBi]	[dBi]	[dBi]	[dBm]
UNII1	5190	38	10.70	8.57	12.77	10.78	8.38	12.76	10.79	8.24	12.71	-	-	-	-
	5230	46	9.65	9.78	12.72	9.84	9.73	12.80	9.89	9.61	12.76	-	-	-	-
UNII2A	5270	54	9.11	9.13	12.13	9.20	8.94	12.08	9.19	8.81	12.01	-	-	-	-
	5310	62	9.88	8.82	12.39	9.83	8.70	12.31	9.80	8.63	12.26	-	-	-	-
UNII2C	5510	102	10.88	11.06	13.98	11.16	10.98	14.08	11.38	10.89	14.15	-	-	-	-
	5550	110	10.48	10.54	13.52	10.84	10.31	13.60	11.18	10.16	13.71	-	-	-	-
	5710	142	10.80	8.10	12.66	11.34	8.60	13.19	11.59	8.91	13.46	-	-	-	-
UNII3	5755	151	10.45	8.71	12.68	10.77	9.06	13.01	10.97	9.27	13.22	-	-	-	-
	5795	159	10.69	10.68	13.69	11.02	11.11	14.08	11.26	11.56	14.42	-	-	-	-
UNII4	5835	167	11.15	10.39	13.80	11.44	10.99	14.23	11.53	11.30	14.42	-7.09	-8.74	-4.87	9.56
	5875	175	10.74	9.89	13.35	11.03	10.35	13.71	11.23	10.77	14.02	-7.09	-8.74	-4.87	9.15

The report shall not be (partly) reproduced except in full without approval of the laboratory.

Mode : 802.11ax 40MHz 106T															
Band	Freq. [MHz]	CH.	Total Average Power [dBm]									Ant1 gain	Ant2 gain	Directional Gain	Maximum E.I.R.P
			RU Index : Low			RU Index : Mid			RU Index : High						
			ANT1	ANT2	MIMO	ANT1	ANT2	MIMO	ANT1	ANT2	MIMO	[dBi]	[dBi]	[dBi]	[dBm]
UNII1	5190	38	12.81	10.83	14.94	12.83	10.71	14.91	12.90	10.52	14.88	-	-	-	-
	5230	46	11.84	11.60	14.73	11.89	11.54	14.73	12.00	11.40	14.72	-	-	-	-
UNII2A	5270	54	11.35	11.25	14.31	11.33	11.12	14.24	11.37	10.96	14.18	-	-	-	-
	5310	62	11.95	11.00	14.51	11.90	10.92	14.45	11.84	10.84	14.38	-	-	-	-
UNII2C	5510	102	11.20	11.31	14.26	11.33	11.25	14.30	11.58	11.08	14.35	-	-	-	-
	5550	110	12.71	12.66	15.70	12.85	12.53	15.70	13.31	12.29	15.84	-	-	-	-
	5710	142	12.56	10.43	14.64	12.84	10.69	14.91	13.29	11.16	15.36	-	-	-	-
UNII3	5755	151	12.37	11.02	14.76	12.67	11.35	15.07	12.90	11.60	15.31	-	-	-	-
	5795	159	12.83	12.80	15.82	12.96	12.96	15.97	13.28	13.52	16.41	-	-	-	-
UNII4	5835	167	13.13	12.52	15.85	13.30	12.83	16.08	13.45	13.26	16.37	-7.09	-8.74	-4.87	11.50
	5875	175	12.89	11.89	15.43	13.03	12.07	15.59	13.32	12.59	15.98	-7.09	-8.74	-4.87	11.12

Mode : 802.11ax 40MHz 242T															
Band	Freq. [MHz]	CH.	Total Average Power [dBm]									Ant1 gain	Ant2 gain	Directional Gain	Maximum E.I.R.P
			RU Index : Low			RU Index : Mid			RU Index : High						
			ANT1	ANT2	MIMO	ANT1	ANT2	MIMO	ANT1	ANT2	MIMO	[dBi]	[dBi]	[dBi]	[dBm]
UNII1	5190	38	12.98	10.91	15.08	-	-	-	13.06	10.72	15.05	-	-	-	-
	5230	46	12.06	11.73	14.91	-	-	-	12.16	11.62	14.91	-	-	-	-
UNII2A	5270	54	11.53	11.37	14.46	-	-	-	11.57	11.17	14.38	-	-	-	-
	5310	62	12.12	11.13	14.67	-	-	-	12.05	11.02	14.58	-	-	-	-
UNII2C	5510	102	13.72	13.10	16.44	-	-	-	14.00	12.97	16.52	-	-	-	-
	5550	110	12.97	12.79	15.89	-	-	-	13.37	12.54	15.98	-	-	-	-
	5710	142	12.94	10.82	15.02	-	-	-	13.42	11.33	15.51	-	-	-	-
UNII3	5755	151	12.69	11.35	15.09	-	-	-	13.01	11.68	15.40	-	-	-	-
	5795	159	13.15	13.07	16.12	-	-	-	13.46	13.57	16.53	-	-	-	-
UNII4	5835	167	13.47	12.89	16.20	-	-	-	13.65	13.37	16.52	-7.09	-8.74	-4.87	11.66
	5875	175	13.19	12.23	15.75	-	-	-	13.48	12.72	16.13	-7.09	-8.74	-4.87	11.26

Mode : 802.11ax 40MHz 484T															
Band	Freq. [MHz]	CH.	Total Average Power [dBm]									Ant1 gain	Ant2 gain	Directional Gain	Maximum E.I.R.P
			RU Index : Low			RU Index : Mid			RU Index : High						
			ANT1	ANT2	MIMO	ANT1	ANT2	MIMO	ANT1	ANT2	MIMO	[dBi]	[dBi]	[dBi]	[dBm]
UNII1	5190	38	-	-	-	13.20	10.95	15.23	-	-	-	-	-	-	-
	5230	46	-	-	-	12.27	11.82	15.06	-	-	-	-	-	-	-
UNII2A	5270	54	-	-	-	11.72	11.42	14.59	-	-	-	-	-	-	-
	5310	62	-	-	-	12.26	11.22	14.78	-	-	-	-	-	-	-
UNII2C	5510	102	-	-	-	6.91	6.36	9.65	-	-	-	-	-	-	-
	5550	110	-	-	-	12.35	11.94	15.16	-	-	-	-	-	-	-
	5710	142	-	-	-	12.47	10.28	14.52	-	-	-	-	-	-	-
UNII3	5755	151	-	-	-	13.08	11.71	15.46	-	-	-	-	-	-	-
	5795	159	-	-	-	12.63	12.61	15.63	-	-	-	-	-	-	-
UNII4	5835	167	-	-	-	13.03	12.32	15.70	-	-	-	-7.09	-8.74	-4.87	10.83
	5875	175	-	-	-	12.66	11.94	15.32	-	-	-	-7.09	-8.74	-4.87	10.46

The report shall not be (partly) reproduced except in full without approval of the laboratory.

Mode : 802.11ax 40MHz SU															
Band	Freq. [MHz]	CH.	Total Average Power [dBm]									Ant1 gain	Ant2 gain	Directional Gain	Maximum E.I.R.P
			RU Index : Low			RU Index : Mid			RU Index : High						
			ANT1	ANT2	MIMO	ANT1	ANT2	MIMO	ANT1	ANT2	MIMO	[dBi]	[dBi]	[dBi]	[dBm]
UNII1	5190	38	-	-	-	13.09	10.86	15.13	-	-	-	-	-	-	-
	5230	46	-	-	-	12.06	11.71	14.90	-	-	-	-	-	-	-
UNII2A	5270	54	-	-	-	11.74	11.34	14.56	-	-	-	-	-	-	-
	5310	62	-	-	-	12.26	11.29	14.81	-	-	-	-	-	-	-
UNII2C	5510	102	-	-	-	10.24	11.06	13.68	-	-	-	-	-	-	-
	5550	110	-	-	-	12.15	12.02	15.09	-	-	-	-	-	-	-
	5710	142	-	-	-	12.79	10.34	14.75	-	-	-	-	-	-	-
UNII3	5755	151	-	-	-	13.28	11.73	15.58	-	-	-	-	-	-	-
	5795	159	-	-	-	12.66	12.67	15.68	-	-	-	-	-	-	-
UNII4	5835	167	-	-	-	12.78	12.36	15.59	-	-	-	-7.09	-8.74	-4.87	10.72
	5875	175	-	-	-	12.65	11.70	15.21	-	-	-	-7.09	-8.74	-4.87	10.35

Mode : 802.11ax 80MHz 26T															
Band	Freq. [MHz]	CH.	Total Average Power [dBm]									Ant1 gain	Ant2 gain	Directional Gain	Maximum E.I.R.P
			RU Index : Low			RU Index : Mid			RU Index : High						
			ANT1	ANT2	MIMO	ANT1	ANT2	MIMO	ANT1	ANT2	MIMO	[dBi]	[dBi]	[dBi]	[dBm]
UNII1	5210	42	7.41	6.13	9.83	7.97	6.31	10.23	7.86	5.68	9.92	-	-	-	-
UNII2A	5290	58	7.59	7.44	10.53	8.17	7.70	10.95	7.64	7.07	10.37	-	-	-	-
UNII2C	5530	106	6.82	6.28	9.57	7.72	6.57	10.19	8.12	5.82	10.13	-	-	-	-
	5610	122	6.56	6.34	9.46	7.98	6.72	10.41	8.33	6.03	10.34	-	-	-	-
	5690	138	6.33	4.86	8.66	7.82	6.10	10.05	8.41	6.75	10.67	-	-	-	-
UNII3	5775	155	7.16	6.77	9.98	8.29	7.87	11.09	8.55	8.40	11.49	-	-	-	-
UNII4	5855	171	7.37	6.22	9.85	8.11	7.47	10.82	8.15	7.93	11.05	-7.09	-8.74	-4.87	6.18

Mode : 802.11ax 80MHz 52T															
Band	Freq. [MHz]	CH.	Total Average Power [dBm]									Ant1 gain	Ant2 gain	Directional Gain	Maximum E.I.R.P
			RU Index : Low			RU Index : Mid			RU Index : High						
			ANT1	ANT2	MIMO	ANT1	ANT2	MIMO	ANT1	ANT2	MIMO	[dBi]	[dBi]	[dBi]	[dBm]
UNII1	5210	42	10.32	9.00	12.72	10.89	9.12	13.10	10.62	8.49	12.69	-	-	-	-
UNII2A	5290	58	10.62	10.52	13.58	11.32	10.81	14.08	10.67	10.16	13.43	-	-	-	-
UNII2C	5530	106	9.83	9.55	12.70	10.74	9.79	13.30	11.01	9.04	13.14	-	-	-	-
	5610	122	9.54	9.34	12.45	11.02	9.75	13.44	11.25	9.03	13.29	-	-	-	-
	5690	138	9.23	7.75	11.56	10.85	9.21	13.12	11.23	9.68	13.53	-	-	-	-
UNII3	5775	155	10.29	9.79	13.06	11.42	10.86	14.16	11.58	11.35	14.47	-	-	-	-
UNII4	5855	171	10.17	9.55	12.88	11.01	10.78	13.91	11.03	11.09	14.07	-7.09	-8.74	-4.87	9.20

Mode : 802.11ax 80MHz 106T															
Band	Freq. [MHz]	CH.	Total Average Power [dBm]									Ant1 gain	Ant2 gain	Directional Gain	Maximum E.I.R.P
			RU Index : Low			RU Index : Mid			RU Index : High						
			ANT1	ANT2	MIMO	ANT1	ANT2	MIMO	ANT1	ANT2	MIMO	[dBi]	[dBi]	[dBi]	[dBm]
UNII1	5210	42	12.43	11.04	14.80	12.97	11.13	15.16	12.65	10.54	14.73	-	-	-	-
UNII2A	5290	58	12.84	12.35	15.61	13.30	12.51	15.94	12.74	11.93	15.37	-	-	-	-
UNII2C	5530	106	8.02	7.50	10.78	8.92	7.72	11.37	9.13	7.00	11.21	-	-	-	-
	5610	122	11.68	11.88	14.79	13.15	12.28	15.75	13.29	11.63	15.55	-	-	-	-
	5690	138	11.43	9.83	13.71	13.08	11.34	15.30	13.36	11.67	15.61	-	-	-	-
UNII3	5775	155	12.46	12.18	15.34	13.55	13.30	16.44	13.60	13.64	16.63	-	-	-	-
UNII4	5855	171	12.37	11.46	14.95	13.22	12.68	15.97	13.16	12.87	16.03	-7.09	-8.74	-4.87	11.16

The report shall not be (partly) reproduced except in full without approval of the laboratory.

Mode : 802.11ax 80MHz 242T															
Band	Freq. [MHz]	CH.	Total Average Power [dBm]									Ant1 gain	Ant2 gain	Directional Gain	Maximum E.I.R.P
			RU Index : Low			RU Index : Mid			RU Index : High						
			ANT1	ANT2	MIMO	ANT1	ANT2	MIMO	ANT1	ANT2	MIMO	[dBi]	[dBi]	[dBi]	[dBm]
UNII1	5210	42	12.69	11.19	15.02	13.11	11.39	15.35	12.92	10.80	15.00	-	-	-	-
UNII2A	5290	58	13.13	12.53	15.85	13.54	12.75	16.17	13.06	12.17	15.65	-	-	-	-
UNII2C	5530	106	8.28	7.66	10.99	8.83	7.94	11.42	9.26	7.25	11.38	-	-	-	-
	5610	122	12.07	12.14	15.12	12.93	12.48	15.72	13.48	11.97	15.80	-	-	-	-
	5690	138	11.82	10.21	14.10	12.74	11.02	14.98	13.58	11.86	15.81	-	-	-	-
UNII3	5775	155	12.86	12.55	15.72	13.53	13.19	16.37	13.86	13.80	16.84	-	-	-	-
UNII4	5855	171	12.81	11.97	15.42	13.36	12.72	16.06	13.46	13.17	16.33	-7.09	-8.74	-4.87	11.46

Mode : 802.11ax 80MHz 484T															
Band	Freq. [MHz]	CH.	Total Average Power [dBm]									Ant1 gain	Ant2 gain	Directional Gain	Maximum E.I.R.P
			RU Index : Low			RU Index : Mid			RU Index : High						
			ANT1	ANT2	MIMO	ANT1	ANT2	MIMO	ANT1	ANT2	MIMO	[dBi]	[dBi]	[dBi]	[dBm]
UNII1	5210	42	13.12	11.46	15.38	-	-	-	13.25	11.19	15.36	-	-	-	-
UNII2A	5290	58	13.55	12.83	16.21	-	-	-	13.47	12.58	16.06	-	-	-	-
UNII2C	5530	106	7.84	6.89	10.40	-	-	-	8.48	6.64	10.67	-	-	-	-
	5610	122	12.74	12.55	15.66	-	-	-	13.69	12.42	16.11	-	-	-	-
	5690	138	12.55	10.88	14.81	-	-	-	13.75	11.99	15.97	-	-	-	-
UNII3	5775	155	12.43	12.03	15.24	-	-	-	13.12	12.84	15.99	-	-	-	-
UNII4	5855	171	12.33	11.72	15.05	-	-	-	12.73	12.50	15.63	-7.09	-8.74	-4.87	10.76

Mode : 802.11ax 80MHz 996T															
Band	Freq. [MHz]	CH.	Total Average Power [dBm]									Ant1 gain	Ant2 gain	Directional Gain	Maximum E.I.R.P
			RU Index : Low			RU Index : Mid			RU Index : High						
			ANT1	ANT2	MIMO	ANT1	ANT2	MIMO	ANT1	ANT2	MIMO	[dBi]	[dBi]	[dBi]	[dBm]
UNII1	5210	42	-	-	-	13.40	11.56	15.59	-	-	-	-	-	-	-
UNII2A	5290	58	-	-	-	13.74	12.92	16.36	-	-	-	-	-	-	-
UNII2C	5530	106	-	-	-	7.32	6.09	9.75	-	-	-	-	-	-	-
	5610	122	-	-	-	13.47	12.75	16.13	-	-	-	-	-	-	-
	5690	138	-	-	-	13.42	11.72	15.66	-	-	-	-	-	-	-
UNII3	5775	155	-	-	-	13.05	12.68	15.88	-	-	-	-	-	-	-
UNII4	5855	171	-	-	-	12.81	12.40	15.62	-	-	-	-7.09	-8.74	-4.87	10.76

Mode : 802.11ax 80MHz SU															
Band	Freq. [MHz]	CH.	Total Average Power [dBm]									Ant1 gain	Ant2 gain	Directional Gain	Maximum E.I.R.P
			RU Index : Low			RU Index : Mid			RU Index : High						
			ANT1	ANT2	MIMO	ANT1	ANT2	MIMO	ANT1	ANT2	MIMO	[dBi]	[dBi]	[dBi]	[dBm]
UNII1	5210	42	-	-	-	13.48	11.61	15.66	-	-	-	-	-	-	-
UNII2A	5290	58	-	-	-	13.56	13.08	16.34	-	-	-	-	-	-	-
UNII2C	5530	106	-	-	-	13.28	12.15	15.76	-	-	-	-	-	-	-
	5610	122	-	-	-	13.48	12.62	16.08	-	-	-	-	-	-	-
	5690	138	-	-	-	13.62	11.59	15.74	-	-	-	-	-	-	-
UNII3	5775	155	-	-	-	13.01	12.64	15.84	-	-	-	-	-	-	-
UNII4	5855	171	-	-	-	12.93	12.44	15.70	-	-	-	-7.09	-8.74	-4.87	10.84

The report shall not be (partly) reproduced except in full without approval of the laboratory.

Mode : 802.11ax 160MHz(80L)

Band	Tone	Freq. [MHz]	CH.	Total Average Power [dBm]									Ant1 gain	Ant2 gain	Directional Gain	Maximum E.I.R.P
				RU Index : Low			RU Index : Mid			RU Index : High						
				ANT1	ANT2	MIMO	ANT1	ANT2	MIMO	ANT1	ANT2	MIMO	[dBi]	[dBi]	[dBi]	[dBm]
UNII 1-2A	26T	5250	50	7.33	5.60	9.56	7.19	6.91	10.06	7.47	7.34	10.42	-	-	-	-
UNII 2C		5570	114	7.17	5.53	9.44	6.85	7.04	9.96	7.23	7.27	10.26	-	-	-	-
UNII 3-4		5815	163	5.43	3.59	7.62	5.37	5.26	8.33	5.66	6.74	9.24	-7.09	-8.74	-4.87	4.38
UNII 1-2A	52T	5250	50	10.19	8.64	12.49	10.19	9.99	13.10	10.20	10.37	13.29	-	-	-	-
UNII 2C		5570	114	10.16	8.77	12.53	10.15	10.30	13.24	10.25	10.40	13.34	-	-	-	-
UNII 3-4		5815	163	10.69	7.74	12.47	10.80	9.74	13.31	11.10	11.05	14.09	-7.09	-8.74	-4.87	9.22
UNII 1-2A	106T	5250	50	11.16	9.52	13.42	11.15	10.83	14.00	11.24	11.13	14.20	-	-	-	-
UNII 2C		5570	114	10.24	8.95	12.66	10.13	10.39	13.27	10.28	10.43	13.37	-	-	-	-
UNII 3-4		5815	163	11.78	8.78	13.55	11.99	10.77	14.43	12.14	11.87	15.02	-7.09	-8.74	-4.87	10.15
UNII 1-2A	242T	5250	50	11.25	9.81	13.60	11.16	10.36	13.79	11.47	11.33	14.41	-	-	-	-
UNII 2C		5570	114	10.31	9.20	12.80	10.14	9.85	13.01	10.43	10.64	13.55	-	-	-	-
UNII 3-4		5815	163	11.99	9.19	13.83	11.94	10.03	14.10	12.40	11.97	15.20	-7.09	-8.74	-4.87	10.33
UNII 1-2A	484T	5250	50	11.35	10.26	13.85	-	-	-	11.59	11.38	14.50	-	-	-	-
UNII 2C		5570	114	8.34	7.73	11.06	-	-	-	8.52	8.84	11.69	-	-	-	-
UNII 3-4		5815	163	11.20	9.03	13.26	-	-	-	11.59	11.00	14.31	-7.09	-8.74	-4.87	9.45
UNII 1-2A	996T	5250	50	-	-	-	11.66	11.01	14.35	-	-	-	-	-	-	-
UNII 2C		5570	114	-	-	-	5.44	5.31	8.39	-	-	-	-	-	-	-
UNII 3-4		5815	163	-	-	-	11.63	10.33	14.03	-	-	-	-7.09	-8.74	-4.87	9.17

Mode : 802.11ax 160MHz(80U)

Band	Tone	Freq. [MHz]	CH.	Total Average Power [dBm]									Ant1 gain	Ant2 gain	Directional Gain	Maximum E.I.R.P
				RU Index : Low			RU Index : Mid			RU Index : High						
				ANT1	ANT2	MIMO	ANT1	ANT2	MIMO	ANT1	ANT2	MIMO	[dBi]	[dBi]	[dBi]	[dBm]
UNII 1-2A	26T	5250	50	7.38	7.27	10.33	7.71	6.44	10.13	8.02	4.76	9.70	-	-	-	-
UNII 2C		5570	114	7.21	7.22	10.22	8.19	6.53	10.45	8.84	5.03	10.35	-	-	-	-
UNII 3-4		5815	163	5.67	6.76	9.26	5.84	6.91	9.42	6.20	6.10	9.16	-7.09	-8.74	-4.87	4.55
UNII 1-2A	52T	5250	50	10.27	10.26	13.27	10.49	9.17	12.89	10.74	7.86	12.54	-	-	-	-
UNII 2C		5570	114	10.39	10.32	13.37	11.27	9.48	13.48	11.97	8.17	13.48	-	-	-	-
UNII 3-4		5815	163	11.05	11.17	14.12	11.19	11.22	14.22	11.84	10.51	14.23	-7.09	-8.74	-4.87	9.37
UNII 1-2A	106T	5250	50	11.23	10.99	14.12	11.44	9.80	13.71	11.70	8.60	13.43	-	-	-	-
UNII 2C		5570	114	10.41	10.35	13.39	11.31	9.52	13.52	11.96	8.35	13.53	-	-	-	-
UNII 3-4		5815	163	12.18	12.19	15.20	12.28	12.06	15.18	12.76	11.43	15.16	-7.09	-8.74	-4.87	10.33
UNII 1-2A	242T	5250	50	11.50	11.08	14.30	11.84	10.84	14.38	11.90	9.01	13.70	-	-	-	-
UNII 2C		5570	114	10.78	10.48	13.64	11.30	10.30	13.84	12.07	8.75	13.73	-	-	-	-
UNII 3-4		5815	163	12.58	12.60	15.60	12.72	12.74	15.74	12.91	11.76	15.38	-7.09	-8.74	-4.87	10.88
UNII 1-2A	484T	5250	50	11.78	11.01	14.42	-	-	-	11.88	9.46	13.85	-	-	-	-
UNII 2C		5570	114	9.22	8.59	11.93	-	-	-	10.01	7.33	11.88	-	-	-	-
UNII 3-4		5815	163	11.91	12.07	15.00	-	-	-	12.02	11.38	14.72	-7.09	-8.74	-4.87	10.13
UNII 1-2A	996T	5250	50	-	-	-	12.00	10.46	14.31	-	-	-	-	-	-	-
UNII 2C		5570	114	-	-	-	6.63	5.05	8.92	-	-	-	-	-	-	-
UNII 3-4		5815	163	-	-	-	12.19	11.95	15.08	-	-	-	-7.09	-8.74	-4.87	10.22

Mode : 802.11ax 160MHz

Band	Tone	Freq. [MHz]	CH.	Total Average Power [dBm]									Ant1 gain	Ant2 gain	Directional Gain	Maximum E.I.R.P
				RU Index : Low			RU Index : Mid			RU Index : High						
				ANT1	ANT2	MIMO	ANT1	ANT2	MIMO	ANT1	ANT2	MIMO	[dBi]	[dBi]	[dBi]	[dBm]
UNII 1-2A	SU	5250	50	-	-	-	12.09	10.94	14.56	-	-	-	-	-	-	-
UNII 2C		5570	114	-	-	-	11.34	10.57	13.98	-	-	-	-	-	-	-
UNII 3-4		5815	163	-	-	-	12.19	11.40	14.82	-	-	-	-7.09	-8.74	-4.87	9.96
UNII 1-2A	2x996T	5250	50	-	-	-	11.23	10.27	13.79	-	-	-	-	-	-	-
UNII 2C		5570	114	-	-	-	10.48	9.49	13.02	-	-	-	-	-	-	-
UNII 3-4		5815	163	-	-	-	9.02	9.59	12.33	-	-	-	-7.09	-8.74	-4.87	7.46

The report shall not be (partly) reproduced except in full without approval of the laboratory.

10.5 POWER SPECTRAL DENSITY

Max EIRP PSD = Power Spectral Density(MIMO) + Ant Gain(Directional Gain)

Ant Total PSD [dBm/MHz] = Measured PSD [dBm/MHz] + Duty Cycle Factor [dB]

MIMO Total PSD [dBm/MHz] = Ant.1 Total PSD [dBm/MHz] + Ant.2 Total PSD [dBm/MHz]

Limit(UNII 1, 2A, 2C) : 11.0 dBm/MHz

Limit(UNII 3) : 30.0 dBm/500 kHz

Limit(UNII 4) : (EIRP) 14 dBm/MHz

The report shall not be (partly) reproduced except in full without approval of the laboratory.

10.5.1 MIMO_CDD(Ant.1+Ant.2)

Mode : 802.11ax 20MHz 26T															
Band	Freq. [MHz]	CH.	Total Power Spectral Density [dBm/MHz]									Ant1 gain	Ant2 gain	Directional Gain	Maximum E.I.R.PSD
			RU Index : Low			RU Index : Mid			RU Index : High						
			ANT1	ANT2	MIMO	ANT1	ANT2	MIMO	ANT1	ANT2	MIMO	[dBi]	[dBi]	[dBi]	[dBm/MHz]
UNII1	5180	36	2.826	4.770	6.916	1.596	4.288	6.158	2.768	4.954	7.008	-	-	-	-
	5200	40	3.828	5.217	7.588	2.406	4.046	6.314	3.858	5.107	7.538	-	-	-	-
	5240	48	4.638	4.725	7.692	3.479	3.858	6.683	4.774	4.588	7.693	-	-	-	-
UNII2A	5260	52	4.277	3.676	6.997	3.117	2.897	6.019	4.442	3.641	7.071	-	-	-	-
	5300	60	5.050	4.321	7.711	3.986	3.470	6.746	5.069	4.304	7.714	-	-	-	-
	5320	64	4.687	3.932	7.336	3.296	3.106	6.213	4.660	4.320	7.504	-	-	-	-
UNII2C	5500	100	6.121	6.094	9.118	5.476	5.078	8.292	6.139	6.391	9.277	-	-	-	-
	5580	116	6.056	5.872	8.976	4.688	4.987	7.851	5.918	6.408	9.180	-	-	-	-
	5720	144	3.777	6.194	8.162	2.975	4.934	7.075	4.075	6.007	8.158	-	-	-	-
UNII3	5745	149	1.671	2.892	5.335	1.443	2.418	4.968	2.115	3.156	5.677	-	-	-	-
	5785	157	3.731	3.350	6.555	3.954	3.120	6.568	3.820	3.603	6.723	-	-	-	-
	5825	165	3.486	3.419	6.463	3.120	3.448	6.298	3.737	3.814	6.786	-	-	-	-
UNII4	5845	169	6.251	6.184	9.228	5.306	5.229	8.278	6.444	6.346	9.406	-7.09	-8.74	-4.87	4.540
	5865	173	6.030	5.719	8.888	5.121	4.906	8.025	5.932	6.093	9.024	-7.09	-8.74	-4.87	4.158
	5885	177	5.538	5.776	8.669	4.453	4.870	7.677	5.954	5.915	8.945	-7.09	-8.74	-4.87	4.080

Mode : 802.11ax 20MHz 52T															
Band	Freq. [MHz]	CH.	Total Power Spectral Density [dBm/MHz]									Ant1 gain	Ant2 gain	Directional Gain	Maximum E.I.R.PSD
			RU Index : Low			RU Index : Mid			RU Index : High						
			ANT1	ANT2	MIMO	ANT1	ANT2	MIMO	ANT1	ANT2	MIMO	[dBi]	[dBi]	[dBi]	[dBm/MHz]
UNII1	5180	36	2.910	4.891	7.023	2.624	5.154	7.081	2.729	4.979	7.009	-	-	-	-
	5200	40	3.552	4.658	7.151	3.664	5.117	7.462	3.451	5.064	7.343	-	-	-	-
	5240	48	4.536	4.743	7.651	4.413	4.742	7.591	4.516	5.005	7.778	-	-	-	-
UNII2A	5260	52	4.488	3.824	7.179	4.407	3.891	7.167	4.302	3.609	6.980	-	-	-	-
	5300	60	4.867	5.020	7.955	5.049	4.657	7.868	4.763	4.538	7.663	-	-	-	-
	5320	64	4.497	4.296	7.408	4.430	4.480	7.466	4.252	4.382	7.328	-	-	-	-
UNII2C	5500	100	5.997	6.040	9.029	6.216	5.974	9.107	5.996	6.394	9.210	-	-	-	-
	5580	116	6.043	5.880	8.973	6.044	6.209	9.138	6.140	6.316	9.240	-	-	-	-
	5720	144	4.015	6.058	8.166	4.123	6.049	8.203	4.574	6.348	8.562	-	-	-	-
UNII3	5745	149	1.662	2.774	5.264	1.966	2.935	5.488	2.300	3.009	5.680	-	-	-	-
	5785	157	3.740	3.210	6.494	3.544	3.111	6.344	4.087	3.127	6.644	-	-	-	-
	5825	165	3.688	3.347	6.532	3.860	3.184	6.546	4.200	3.775	7.003	-	-	-	-
UNII4	5845	169	6.419	6.099	9.273	6.443	6.508	9.486	6.495	6.373	9.445	-7.09	-8.74	-4.87	4.621
	5865	173	6.010	5.775	8.905	5.862	5.701	8.793	6.285	6.110	9.209	-7.09	-8.74	-4.87	4.343
	5885	177	6.118	6.025	9.082	5.972	6.118	9.056	6.087	6.031	9.070	-7.09	-8.74	-4.87	4.217

The report shall not be (partly) reproduced except in full without approval of the laboratory.

Mode : 802.11ax 20MHz 106T															
Band	Freq. [MHz]	CH.	Total Power Spectral Density [dBm/MHz]									Ant1 gain	Ant2 gain	Directional Gain	Maximum E.I.R.PSD
			RU Index : Low			RU Index : Mid			RU Index : High						
			ANT1	ANT2	MIMO	ANT1	ANT2	MIMO	ANT1	ANT2	MIMO	[dBi]	[dBi]	[dBi]	[dBm/MHz]
UNII1	5180	36	2.919	4.686	6.902	-	-	-	2.496	4.590	6.678	-	-	-	-
	5200	40	3.480	4.848	7.228	-	-	-	3.693	4.761	7.270	-	-	-	-
	5240	48	4.140	4.459	7.313	-	-	-	3.995	4.835	7.445	-	-	-	-
UNII2A	5260	52	4.119	3.654	6.903	-	-	-	4.029	3.980	7.015	-	-	-	-
	5300	60	4.795	4.664	7.740	-	-	-	4.508	4.529	7.529	-	-	-	-
	5320	64	4.672	4.340	7.519	-	-	-	4.604	4.111	7.375	-	-	-	-
UNII2C	5500	100	2.356	2.278	5.327	-	-	-	2.333	2.643	5.501	-	-	-	-
	5580	116	6.643	5.989	9.338	-	-	-	6.625	6.366	9.508	-	-	-	-
	5720	144	4.412	5.994	8.285	-	-	-	4.658	6.360	8.602	-	-	-	-
UNII3	5745	149	2.165	2.791	5.499	-	-	-	2.630	3.332	6.005	-	-	-	-
	5785	157	3.574	3.186	6.394	-	-	-	4.054	3.484	6.788	-	-	-	-
	5825	165	3.465	3.175	6.333	-	-	-	4.194	3.734	6.980	-	-	-	-
UNII4	5845	169	6.086	6.085	9.096	-	-	-	6.329	6.180	9.265	-7.09	-8.74	-4.87	4.400
	5865	173	5.760	5.432	8.609	-	-	-	6.024	5.843	8.945	-7.09	-8.74	-4.87	4.079
	5885	177	6.013	5.731	8.884	-	-	-	6.223	5.951	9.099	-7.09	-8.74	-4.87	4.234

Mode : 802.11ax 20MHz 242T															
Band	Freq. [MHz]	CH.	Total Power Spectral Density [dBm/MHz]									Ant1 gain	Ant2 gain	Directional Gain	Maximum E.I.R.PSD
			RU Index : Low			RU Index : Mid			RU Index : High						
			ANT1	ANT2	MIMO	ANT1	ANT2	MIMO	ANT1	ANT2	MIMO	[dBi]	[dBi]	[dBi]	[dBm/MHz]
UNII1	5180	36	-	-	-	2.699	4.337	6.605	-	-	-	-	-	-	-
	5200	40	-	-	-	3.395	4.365	6.917	-	-	-	-	-	-	-
	5240	48	-	-	-	3.911	4.079	7.006	-	-	-	-	-	-	-
UNII2A	5260	52	-	-	-	3.921	3.579	6.764	-	-	-	-	-	-	-
	5300	60	-	-	-	4.352	4.223	7.298	-	-	-	-	-	-	-
	5320	64	-	-	-	4.122	4.007	7.075	-	-	-	-	-	-	-
UNII2C	5500	100	-	-	-	-0.905	-0.653	2.233	-	-	-	-	-	-	-
	5580	116	-	-	-	5.032	4.952	8.002	-	-	-	-	-	-	-
	5720	144	-	-	-	4.987	6.016	8.542	-	-	-	-	-	-	-
UNII3	5745	149	-	-	-	2.906	2.638	5.784	-	-	-	-	-	-	-
	5785	157	-	-	-	3.818	3.280	6.568	-	-	-	-	-	-	-
	5825	165	-	-	-	3.828	3.104	6.491	-	-	-	-	-	-	-
UNII4	5845	169	-	-	-	6.353	5.663	9.032	-	-	-	-7.09	-8.74	-4.87	4.166
	5865	173	-	-	-	6.301	5.341	8.858	-	-	-	-7.09	-8.74	-4.87	3.992
	5885	177	-	-	-	5.723	5.159	8.460	-	-	-	-7.09	-8.74	-4.87	3.595

The report shall not be (partly) reproduced except in full without approval of the laboratory.

Mode : 802.11ax 20MHz SU

Band	Freq. [MHz]	CH.	Total Power Spectral Density [dBm/MHz]									Ant1 gain	Ant2 gain	Directional Gain	Maximum E.I.R.PSD
			RU Index : Low			RU Index : Mid			RU Index : High						
			ANT1	ANT2	MIMO	ANT1	ANT2	MIMO	ANT1	ANT2	MIMO	[dBi]	[dBi]	[dBi]	[dBm/MHz]
UNII1	5180	36	-	-	-	3.313	4.878	7.176	-	-	-	-	-	-	-
	5200	40	-	-	-	3.772	4.943	7.407	-	-	-	-	-	-	-
	5240	48	-	-	-	4.125	4.800	7.486	-	-	-	-	-	-	-
UNII2A	5260	52	-	-	-	4.621	3.788	7.235	-	-	-	-	-	-	-
	5300	60	-	-	-	4.894	4.369	7.650	-	-	-	-	-	-	-
	5320	64	-	-	-	4.194	4.258	7.236	-	-	-	-	-	-	-
UNII2C	5500	100	-	-	-	-0.584	-0.352	2.544	-	-	-	-	-	-	-
	5580	116	-	-	-	5.044	5.295	8.182	-	-	-	-	-	-	-
	5720	144	-	-	-	5.160	5.977	8.598	-	-	-	-	-	-	-
UNII3	5745	149	-	-	-	3.353	3.376	6.375	-	-	-	-	-	-	-
	5785	157	-	-	-	4.146	3.539	6.863	-	-	-	-	-	-	-
	5825	165	-	-	-	4.049	3.177	6.645	-	-	-	-	-	-	-
UNII4	5845	169	-	-	-	6.456	5.873	9.184	-	-	-	-7.09	-8.74	-4.87	4.319
	5865	173	-	-	-	5.979	5.302	8.664	-	-	-	-7.09	-8.74	-4.87	3.798
	5885	177	-	-	-	6.291	5.723	9.026	-	-	-	-7.09	-8.74	-4.87	4.161

Mode : 802.11ax 40MHz 26T

Band	Freq. [MHz]	CH.	Total Power Spectral Density [dBm/MHz]									Ant1 gain	Ant2 gain	Directional Gain	Maximum E.I.R.PSD
			RU Index : Low			RU Index : Mid			RU Index : High						
			ANT1	ANT2	MIMO	ANT1	ANT2	MIMO	ANT1	ANT2	MIMO	[dBi]	[dBi]	[dBi]	[dBm/MHz]
UNII1	5190	38	2.759	5.320	7.236	2.872	5.265	7.242	2.678	5.399	7.258	-	-	-	-
	5230	46	4.389	4.144	7.278	4.344	3.969	7.171	4.505	4.161	7.347	-	-	-	-
UNII2A	5270	54	3.960	3.352	6.677	4.423	3.794	7.130	4.347	3.868	7.124	-	-	-	-
	5310	62	4.209	4.216	7.223	3.926	4.154	7.052	4.211	4.322	7.277	-	-	-	-
UNII2C	5510	102	6.210	5.454	8.859	6.203	5.643	8.942	6.106	6.189	9.158	-	-	-	-
	5550	110	5.777	4.831	8.340	5.317	5.508	8.424	5.608	5.271	8.453	-	-	-	-
	5710	142	3.470	5.291	7.485	4.156	5.717	8.017	4.429	5.874	8.222	-	-	-	-
UNII3	5755	151	1.290	2.138	4.745	1.664	2.493	5.108	2.258	2.811	5.554	-	-	-	-
	5795	159	3.160	2.378	5.797	3.791	2.788	6.329	4.094	3.034	6.607	-	-	-	-
UNII4	5835	167	5.335	5.814	8.591	5.901	5.560	8.744	6.134	5.983	9.069	-7.09	-8.74	-4.87	4.204
	5875	175	4.538	5.607	8.116	5.149	5.744	8.467	5.734	5.804	8.779	-7.09	-8.74	-4.87	3.914

Mode : 802.11ax 40MHz 52T

Band	Freq. [MHz]	CH.	Total Power Spectral Density [dBm/MHz]									Ant1 gain	Ant2 gain	Directional Gain	Maximum E.I.R.PSD
			RU Index : Low			RU Index : Mid			RU Index : High						
			ANT1	ANT2	MIMO	ANT1	ANT2	MIMO	ANT1	ANT2	MIMO	[dBi]	[dBi]	[dBi]	[dBm/MHz]
UNII1	5190	38	2.982	5.419	7.380	2.880	5.681	7.513	2.782	5.354	7.266	-	-	-	-
	5230	46	4.213	4.125	7.180	4.399	4.434	7.427	4.457	4.048	7.268	-	-	-	-
UNII2A	5270	54	4.267	3.852	7.075	4.200	3.746	6.990	4.247	3.883	7.080	-	-	-	-
	5310	62	4.245	4.628	7.451	4.210	4.474	7.355	4.315	4.694	7.519	-	-	-	-
UNII2C	5510	102	6.540	5.444	9.037	6.625	5.967	9.319	6.364	6.417	9.401	-	-	-	-
	5550	110	5.831	5.313	8.590	5.845	5.799	8.833	5.854	5.673	8.775	-	-	-	-
	5710	142	4.134	5.511	7.888	4.403	6.395	8.523	4.517	6.394	8.567	-	-	-	-
UNII3	5755	151	1.380	2.583	5.034	1.653	2.907	5.336	2.349	2.908	5.648	-	-	-	-
	5795	159	3.238	2.667	5.973	3.894	2.990	6.476	4.205	3.272	6.774	-	-	-	-
UNII4	5835	167	5.669	5.937	8.816	6.392	6.395	9.404	6.511	6.176	9.357	-7.09	-8.74	-4.87	4.539
	5875	175	4.904	5.503	8.225	5.350	5.703	8.541	5.705	6.100	8.918	-7.09	-8.74	-4.87	4.052

The report shall not be (partly) reproduced except in full without approval of the laboratory.

Mode : 802.11ax 40MHz 106T

Band	Freq. [MHz]	CH.	Total Power Spectral Density [dBm/MHz]									Ant1 gain	Ant2 gain	Directional Gain	Maximum E.I.R.PSD
			RU Index : Low			RU Index : Mid			RU Index : High						
			ANT1	ANT2	MIMO	ANT1	ANT2	MIMO	ANT1	ANT2	MIMO	[dBi]	[dBi]	[dBi]	[dBm/MHz]
UNII1	5190	38	1.960	4.324	6.312	2.047	4.739	6.609	2.474	4.770	6.783	-	-	-	-
	5230	46	3.185	3.575	6.395	3.118	3.262	6.201	3.357	3.592	6.487	-	-	-	-
UNII2A	5270	54	3.686	3.221	6.471	3.258	3.063	6.172	3.199	3.073	6.147	-	-	-	-
	5310	62	3.504	3.934	6.735	3.740	3.755	6.758	3.614	3.458	6.547	-	-	-	-
UNII2C	5510	102	3.483	2.797	6.164	3.536	2.915	6.247	3.465	3.273	6.381	-	-	-	-
	5550	110	5.362	4.204	7.832	5.288	4.455	7.902	4.980	4.929	7.965	-	-	-	-
	5710	142	3.447	4.541	7.039	3.626	4.850	7.292	3.752	5.032	7.450	-	-	-	-
UNII3	5755	151	0.841	1.350	4.114	0.815	1.400	4.128	1.004	1.845	4.456	-	-	-	-
	5795	159	1.997	1.597	4.812	2.491	1.936	5.233	2.859	2.583	5.734	-	-	-	-
UNII4	5835	167	4.695	5.009	7.866	4.915	5.061	7.999	5.576	5.172	8.389	-7.09	-8.74	-4.87	3.524
	5875	175	4.157	4.600	7.395	4.276	5.156	7.749	4.900	5.276	8.103	-7.09	-8.74	-4.87	3.237

Mode : 802.11ax 40MHz 242T

Band	Freq. [MHz]	CH.	Total Power Spectral Density [dBm/MHz]									Ant1 gain	Ant2 gain	Directional Gain	Maximum E.I.R.PSD
			RU Index : Low			RU Index : Mid			RU Index : High						
			ANT1	ANT2	MIMO	ANT1	ANT2	MIMO	ANT1	ANT2	MIMO	[dBi]	[dBi]	[dBi]	[dBm/MHz]
UNII1	5190	38	-1.023	1.374	3.349	-	-	-	-0.956	1.552	3.487	-	-	-	-
	5230	46	0.433	0.208	3.333	-	-	-	0.417	0.172	3.307	-	-	-	-
UNII2A	5270	54	0.272	0.162	3.228	-	-	-	0.312	0.406	3.370	-	-	-	-
	5310	62	0.596	0.675	3.646	-	-	-	0.568	0.643	3.616	-	-	-	-
UNII2C	5510	102	2.536	2.005	5.289	-	-	-	2.066	2.328	5.210	-	-	-	-
	5550	110	2.084	1.440	4.785	-	-	-	1.949	1.760	4.866	-	-	-	-
	5710	142	0.222	1.787	4.085	-	-	-	0.636	2.091	4.435	-	-	-	-
UNII3	5755	151	-2.355	-1.526	1.090	-	-	-	-1.844	-0.931	1.647	-	-	-	-
	5795	159	-0.848	-1.009	2.083	-	-	-	-0.231	-0.664	2.569	-	-	-	-
UNII4	5835	167	1.861	2.305	5.099	-	-	-	2.445	2.009	5.243	-7.09	-8.74	-4.87	0.378
	5875	175	1.273	1.531	4.415	-	-	-	1.442	1.895	4.685	-7.09	-8.74	-4.87	-0.180

Mode : 802.11ax 40MHz 484T

Band	Freq. [MHz]	CH.	Total Power Spectral Density [dBm/MHz]									Ant1 gain	Ant2 gain	Directional Gain	Maximum E.I.R.PSD
			RU Index : Low			RU Index : Mid			RU Index : High						
			ANT1	ANT2	MIMO	ANT1	ANT2	MIMO	ANT1	ANT2	MIMO	[dBi]	[dBi]	[dBi]	[dBm/MHz]
UNII1	5190	38	-	-	-	-3.712	-0.940	0.902	-	-	-	-	-	-	-
	5230	46	-	-	-	-2.363	-2.453	0.602	-	-	-	-	-	-	-
UNII2A	5270	54	-	-	-	-2.461	-2.195	0.684	-	-	-	-	-	-	-
	5310	62	-	-	-	-2.144	-2.157	0.860	-	-	-	-	-	-	-
UNII2C	5510	102	-	-	-	-7.155	-7.540	-4.333	-	-	-	-	-	-	-
	5550	110	-	-	-	-1.605	-1.885	1.267	-	-	-	-	-	-	-
	5710	142	-	-	-	-2.851	-1.514	0.879	-	-	-	-	-	-	-
UNII3	5755	151	-	-	-	-4.657	-3.671	-1.126	-	-	-	-	-	-	-
	5795	159	-	-	-	-4.027	-3.930	-0.968	-	-	-	-	-	-	-
UNII4	5835	167	-	-	-	-1.575	-1.354	1.547	-	-	-	-7.09	-8.74	-4.87	-3.318
	5875	175	-	-	-	-1.827	-1.510	1.345	-	-	-	-7.09	-8.74	-4.87	-3.521

The report shall not be (partly) reproduced except in full without approval of the laboratory.

Mode : 802.11ax 40MHz SU															
Band	Freq. [MHz]	CH.	Total Power Spectral Density [dBm/MHz]									Ant1 gain	Ant2 gain	Directional Gain	Maximum E.I.R.PSD
			RU Index : Low			RU Index : Mid			RU Index : High						
			ANT1	ANT2	MIMO	ANT1	ANT2	MIMO	ANT1	ANT2	MIMO	[dBi]	[dBi]	[dBi]	[dBm/MHz]
UNII1	5190	38	-	-	-	-3.334	-0.909	1.056	-	-	-	-	-	-	-
	5230	46	-	-	-	-2.132	-2.051	0.919	-	-	-	-	-	-	-
UNII2A	5270	54	-	-	-	-2.380	-2.453	0.594	-	-	-	-	-	-	-
	5310	62	-	-	-	-2.424	-1.983	0.813	-	-	-	-	-	-	-
UNII2C	5510	102	-	-	-	-3.110	-3.054	-0.071	-	-	-	-	-	-	-
	5550	110	-	-	-	-1.557	-1.867	1.301	-	-	-	-	-	-	-
	5710	142	-	-	-	-2.720	-1.198	1.118	-	-	-	-	-	-	-
UNII3	5755	151	-	-	-	-4.528	-3.202	-0.804	-	-	-	-	-	-	-
	5795	159	-	-	-	-3.276	-4.138	-0.675	-	-	-	-	-	-	-
UNII4	5835	167	-	-	-	-1.526	-1.250	1.625	-	-	-	-7.09	-8.74	-4.87	-3.241
	5875	175	-	-	-	-1.594	-1.334	1.549	-	-	-	-7.09	-8.74	-4.87	-3.317

Mode : 802.11ax 80MHz 26T															
Band	Freq. [MHz]	CH.	Total Power Spectral Density [dBm/MHz]									Ant1 gain	Ant2 gain	Directional Gain	Maximum E.I.R.PSD
			RU Index : Low			RU Index : Mid			RU Index : High						
			ANT1	ANT2	MIMO	ANT1	ANT2	MIMO	ANT1	ANT2	MIMO	[dBi]	[dBi]	[dBi]	[dBm/MHz]
UNII1	5210	42	3.526	4.450	7.023	2.265	4.139	6.312	3.517	5.050	7.361	-	-	-	-
UNII2A	5290	58	4.781	4.878	7.840	4.193	4.530	7.375	5.019	5.204	8.123	-	-	-	-
UNII2C	5530	106	4.167	3.927	7.059	3.481	3.679	6.591	4.093	5.313	7.756	-	-	-	-
	5610	122	4.515	4.016	7.283	4.039	3.883	6.972	3.794	5.327	7.638	-	-	-	-
	5690	138	2.332	3.582	6.012	2.617	3.754	6.233	4.208	5.507	7.916	-	-	-	-
UNII3	5775	155	1.684	1.232	4.474	2.549	2.373	5.472	3.903	3.145	6.551	-	-	-	-
UNII4	5855	171	4.165	4.499	7.345	4.709	4.341	7.539	5.964	5.660	8.825	-7.09	-8.74	-4.87	3.959

Mode : 802.11ax 80MHz 52T															
Band	Freq. [MHz]	CH.	Total Power Spectral Density [dBm/MHz]									Ant1 gain	Ant2 gain	Directional Gain	Maximum E.I.R.PSD
			RU Index : Low			RU Index : Mid			RU Index : High						
			ANT1	ANT2	MIMO	ANT1	ANT2	MIMO	ANT1	ANT2	MIMO	[dBi]	[dBi]	[dBi]	[dBm/MHz]
UNII1	5210	42	3.398	5.307	7.467	3.852	5.616	7.833	3.136	5.154	7.271	-	-	-	-
UNII2A	5290	58	5.505	5.390	8.458	5.981	5.586	8.798	5.550	5.344	8.458	-	-	-	-
UNII2C	5530	106	4.789	4.538	7.676	5.204	5.518	8.374	4.544	5.811	8.234	-	-	-	-
	5610	122	4.732	3.916	7.353	4.866	5.491	8.200	4.096	6.056	8.196	-	-	-	-
	5690	138	2.974	3.608	6.313	4.242	5.178	7.745	5.030	6.013	8.560	-	-	-	-
UNII3	5775	155	1.712	1.968	4.852	3.040	3.261	6.162	3.689	3.440	6.577	-	-	-	-
UNII4	5855	171	4.304	5.021	7.688	5.818	6.100	8.972	6.335	5.830	9.100	-7.09	-8.74	-4.87	4.235

Mode : 802.11ax 80MHz 106T															
Band	Freq. [MHz]	CH.	Total Power Spectral Density [dBm/MHz]									Ant1 gain	Ant2 gain	Directional Gain	Maximum E.I.R.PSD
			RU Index : Low			RU Index : Mid			RU Index : High						
			ANT1	ANT2	MIMO	ANT1	ANT2	MIMO	ANT1	ANT2	MIMO	[dBi]	[dBi]	[dBi]	[dBm/MHz]
UNII1	5210	42	2.575	4.364	6.571	2.751	4.791	6.900	2.731	4.401	6.656	-	-	-	-
UNII2A	5290	58	4.394	4.299	7.357	4.562	4.550	7.566	4.358	4.341	7.360	-	-	-	-
UNII2C	5530	106	-0.025	-0.721	2.651	-0.101	0.741	3.351	-0.408	0.611	3.142	-	-	-	-
	5610	122	4.370	3.430	6.936	4.753	4.898	7.837	3.970	5.157	7.614	-	-	-	-
	5690	138	1.918	2.955	5.478	3.608	4.791	7.250	3.708	4.899	7.355	-	-	-	-
UNII3	5775	155	0.936	1.243	4.103	2.362	2.485	5.434	2.950	2.747	5.860	-	-	-	-
UNII4	5855	171	3.366	3.929	6.667	4.728	5.050	7.902	5.540	4.822	8.206	-7.09	-8.74	-4.87	3.341

The report shall not be (partly) reproduced except in full without approval of the laboratory.

Mode : 802.11ax 80MHz 242T

Band	Freq. [MHz]	CH.	Total Power Spectral Density [dBm/MHz]									Ant1 gain	Ant2 gain	Directional Gain	Maximum E.I.R.PSD
			RU Index : Low			RU Index : Mid			RU Index : High						
			ANT1	ANT2	MIMO	ANT1	ANT2	MIMO	ANT1	ANT2	MIMO	[dBi]	[dBi]	[dBi]	[dBm/MHz]
UNII1	5210	42	-0.422	1.406	3.598	-0.097	1.371	3.709	-0.498	1.183	3.434	-	-	-	-
UNII2A	5290	58	1.521	1.370	4.456	1.723	1.325	4.539	1.340	1.177	4.270	-	-	-	-
UNII2C	5530	106	-2.984	-2.994	0.021	-3.101	-2.788	0.069	-3.492	-2.606	-0.016	-	-	-	-
	5610	122	1.126	0.706	3.931	1.393	1.863	4.645	1.138	1.873	4.531	-	-	-	-
	5690	138	-0.707	0.194	2.777	0.009	1.082	3.589	0.941	1.833	4.420	-	-	-	-
UNII3	5775	155	-1.772	-2.130	1.063	-0.900	-0.913	2.104	-0.099	-0.808	2.571	-	-	-	-
UNII4	5855	171	1.001	1.166	4.095	1.484	1.442	4.473	2.059	1.795	4.939	-7.09	-8.74	-4.87	0.074

Mode : 802.11ax 80MHz 484T

Band	Freq. [MHz]	CH.	Total Power Spectral Density [dBm/MHz]									Ant1 gain	Ant2 gain	Directional Gain	Maximum E.I.R.PSD
			RU Index : Low			RU Index : Mid			RU Index : High						
			ANT1	ANT2	MIMO	ANT1	ANT2	MIMO	ANT1	ANT2	MIMO	[dBi]	[dBi]	[dBi]	[dBm/MHz]
UNII1	5210	42	-2.750	-1.100	1.163	-	-	-	-2.936	-1.036	1.127	-	-	-	-
UNII2A	5290	58	-0.846	-1.057	2.060	-	-	-	-0.560	-1.213	2.136	-	-	-	-
UNII2C	5530	106	-6.677	-6.809	-3.732	-	-	-	-6.863	-5.958	-3.377	-	-	-	-
	5610	122	-1.037	-1.344	1.823	-	-	-	-1.103	-0.685	2.121	-	-	-	-
	5690	138	-2.752	-1.281	1.056	-	-	-	-1.986	-0.811	1.651	-	-	-	-
UNII3	5775	155	-4.446	-4.711	-1.566	-	-	-	-3.993	-4.233	-1.101	-	-	-	-
UNII4	5855	171	-1.921	-2.292	0.908	-	-	-	-1.656	-1.285	1.544	-7.09	-8.74	-4.87	-3.322

Mode : 802.11ax 80MHz 996T

Band	Freq. [MHz]	CH.	Total Power Spectral Density [dBm/MHz]									Ant1 gain	Ant2 gain	Directional Gain	Maximum E.I.R.PSD
			RU Index : Low			RU Index : Mid			RU Index : High						
			ANT1	ANT2	MIMO	ANT1	ANT2	MIMO	ANT1	ANT2	MIMO	[dBi]	[dBi]	[dBi]	[dBm/MHz]
UNII1	5210	42	-	-	-	-5.240	-3.610	-1.338	-	-	-	-	-	-	-
UNII2A	5290	58	-	-	-	-3.595	-3.791	-0.681	-	-	-	-	-	-	-
UNII2C	5530	106	-	-	-	-10.263	-9.773	-7.000	-	-	-	-	-	-	-
	5610	122	-	-	-	-3.597	-3.608	-0.592	-	-	-	-	-	-	-
	5690	138	-	-	-	-4.784	-3.186	-0.901	-	-	-	-	-	-	-
UNII3	5775	155	-	-	-	-6.414	-6.866	-3.623	-	-	-	-	-	-	-
UNII4	5855	171	-	-	-	-3.699	-4.609	-1.120	-	-	-	-7.09	-8.74	-4.87	-5.985

Mode : 802.11ax 80MHz SU

Band	Freq. [MHz]	CH.	Total Power Spectral Density [dBm/MHz]									Ant1 gain	Ant2 gain	Directional Gain	Maximum E.I.R.PSD
			RU Index : Low			RU Index : Mid			RU Index : High						
			ANT1	ANT2	MIMO	ANT1	ANT2	MIMO	ANT1	ANT2	MIMO	[dBi]	[dBi]	[dBi]	[dBm/MHz]
UNII1	5210	42	-	-	-	-5.320	-3.291	-1.177	-	-	-	-	-	-	-
UNII2A	5290	58	-	-	-	-3.204	-3.472	-0.325	-	-	-	-	-	-	-
UNII2C	5530	106	-	-	-	-4.480	-3.399	-0.895	-	-	-	-	-	-	-
	5610	122	-	-	-	-3.491	-3.403	-0.436	-	-	-	-	-	-	-
	5690	138	-	-	-	-4.247	-3.083	-0.615	-	-	-	-	-	-	-
UNII3	5775	155	-	-	-	-5.767	-6.206	-2.970	-	-	-	-	-	-	-
UNII4	5855	171	-	-	-	-3.846	-4.180	-0.999	-	-	-	-7.09	-8.74	-4.87	-5.865

The report shall not be (partly) reproduced except in full without approval of the laboratory.

Mode : 802.11ax 160MHz(80L)

Band	Tone	Freq. [MHz]	CH.	Total Power Spectral Density [dBm/MHz]									Ant1 gain	Ant2 gain	Directional Gain	Maximum E.I.R.PSD
				RU Index : Low			RU Index : Mid			RU Index : High						
				ANT1	ANT2	MIMO	ANT1	ANT2	MIMO	ANT1	ANT2	MIMO	[dBi]	[dBi]	[dBi]	[dBm/MHz]
UNII 1-2A	26T	5250	50	2.435	3.886	6.231	3.036	2.935	5.996	4.394	4.101	7.260	-	-	-	-
UNII 2C		5570	114	3.682	3.805	6.754	3.819	2.959	6.421	5.585	3.643	7.732	-	-	-	-
UNII 3-4		5815	163	0.985	3.304	5.308	2.119	1.924	5.033	4.138	3.796	6.981	-7.09	-8.74	-4.87	2.115
UNII 1-2A	52T	5250	50	3.121	4.493	6.871	4.276	4.427	7.362	5.035	4.133	7.617	-	-	-	-
UNII 2C		5570	114	3.447	4.571	7.055	5.188	4.387	7.816	5.499	4.108	7.869	-	-	-	-
UNII 3-4		5815	163	2.928	5.088	7.151	4.764	5.447	8.129	5.593	5.612	8.612	-7.09	-8.74	-4.87	3.747
UNII 1-2A	106T	5250	50	0.911	2.581	4.837	1.938	2.564	5.273	2.434	2.318	5.387	-	-	-	-
UNII 2C		5570	114	1.389	1.577	4.495	2.427	0.956	4.764	2.677	1.347	5.073	-	-	-	-
UNII 3-4		5815	163	1.076	3.048	5.184	2.815	3.803	6.348	4.072	3.203	6.670	-7.09	-8.74	-4.87	1.804
UNII 1-2A	242T	5250	50	-1.655	-0.364	2.049	-1.606	-1.217	1.603	-0.269	-0.826	2.472	-	-	-	-
UNII 2C		5570	114	-1.390	-1.602	1.516	-1.275	-2.080	1.351	-0.499	-1.566	2.010	-	-	-	-
UNII 3-4		5815	163	-2.532	-0.064	1.885	-0.747	-0.376	2.453	0.841	0.131	3.511	-7.09	-8.74	-4.87	-1.355
UNII 1-2A	484T	5250	50	-4.422	-3.194	-0.755	-	-	-	-3.246	-3.245	-0.235	-	-	-	-
UNII 2C		5570	114	-5.764	-6.405	-3.063	-	-	-	-5.065	-6.311	-2.633	-	-	-	-
UNII 3-4		5815	163	-5.045	-2.978	-0.879	-	-	-	-2.432	-2.951	0.326	-7.09	-8.74	-4.87	-4.539
UNII 1-2A	996T	5250	50	-	-	-	-5.917	-6.073	-2.984	-	-	-	-	-	-	-
UNII 2C		5570	114	-	-	-	-10.677	-12.094	-8.317	-	-	-	-	-	-	-
UNII 3-4		5815	163	-	-	-	-5.857	-5.661	-2.747	-	-	-	-7.09	-8.74	-4.87	-7.613

Mode : 802.11ax 160MHz(80U)

Band	Tone	Freq. [MHz]	CH.	Total Power Spectral Density [dBm/MHz]									Ant1 gain	Ant2 gain	Directional Gain	Maximum E.I.R.PSD
				RU Index : Low			RU Index : Mid			RU Index : High						
				ANT1	ANT2	MIMO	ANT1	ANT2	MIMO	ANT1	ANT2	MIMO	[dBi]	[dBi]	[dBi]	[dBm/MHz]
UNII 1-2A	26T	5250	50	4.331	4.174	7.263	2.719	3.573	6.177	1.854	4.498	6.384	-	-	-	-
UNII 2C		5570	114	5.581	3.658	7.735	3.424	3.765	6.608	2.790	5.682	7.483	-	-	-	-
UNII 3-4		5815	163	4.512	3.816	7.188	3.807	2.570	6.243	3.435	4.306	6.903	-7.09	-8.74	-4.87	2.323
UNII 1-2A	52T	5250	50	4.711	4.144	7.447	4.126	4.583	7.370	2.259	4.286	6.400	-	-	-	-
UNII 2C		5570	114	5.295	4.323	7.846	4.428	5.202	7.842	2.900	6.192	7.861	-	-	-	-
UNII 3-4		5815	163	6.132	5.499	8.837	5.780	5.395	8.602	5.217	5.935	8.601	-7.09	-8.74	-4.87	3.971
UNII 1-2A	106T	5250	50	2.608	2.736	5.683	0.810	2.236	4.592	0.113	2.111	4.237	-	-	-	-
UNII 2C		5570	114	2.614	1.816	5.244	2.057	2.204	5.142	0.555	3.688	5.409	-	-	-	-
UNII 3-4		5815	163	4.579	3.461	7.067	4.293	3.904	7.114	3.546	3.986	6.782	-7.09	-8.74	-4.87	2.248
UNII 1-2A	242T	5250	50	-0.592	-0.903	2.266	-0.833	-0.602	2.294	-2.826	-0.815	1.305	-	-	-	-
UNII 2C		5570	114	-0.365	-1.207	2.245	-0.808	-0.250	2.490	-2.116	-0.087	2.026	-	-	-	-
UNII 3-4		5815	163	1.638	0.778	4.240	1.549	0.516	4.073	0.873	0.780	3.837	-7.09	-8.74	-4.87	-0.626
UNII 1-2A	484T	5250	50	-3.501	-3.138	-0.306	-	-	-	-4.791	-3.534	-1.107	-	-	-	-
UNII 2C		5570	114	-5.292	-5.426	-2.348	-	-	-	-6.249	-4.787	-2.447	-	-	-	-
UNII 3-4		5815	163	-1.506	-2.501	1.035	-	-	-	-2.591	-2.899	0.268	-7.09	-8.74	-4.87	-3.830
UNII 1-2A	996T	5250	50	-	-	-	-5.885	-5.738	-2.800	-	-	-	-	-	-	-
UNII 2C		5570	114	-	-	-	-11.326	-10.986	-8.142	-	-	-	-	-	-	-
UNII 3-4		5815	163	-	-	-	-4.679	-5.275	-1.956	-	-	-	-7.09	-8.74	-4.87	-6.822

The report shall not be (partly) reproduced except in full without approval of the laboratory.

Mode : 802.11ax 160MHz																
Band	Tone	Freq. [MHz]	CH.	Total Power Spectral Density [dBm/MHz]									Ant1 gain	Ant2 gain	Directional Gain	Maximum E.I.R.PSD
				RU Index : Low			RU Index : Mid			RU Index : High						
				ANT1	ANT2	MIMO	ANT1	ANT2	MIMO	ANT1	ANT2	MIMO	[dBi]	[dBi]	[dBi]	[dBm/MHz]
UNII 1-2A	SU	5250	50	-	-	-	-8.503	-8.452	-5.467	-	-	-	-	-	-	-
UNII 2C		5570	114	-	-	-	-7.818	-7.905	-4.851	-	-	-	-	-	-	-
UNII 3-4		5815	163	-	-	-	-7.538	-8.108	-4.804	-	-	-	-7.09	-8.74	-4.87	-9.669
UNII 1-2A	2x996T	5250	50	-	-	-	-9.470	-9.381	-6.415	-	-	-	-	-	-	-
UNII 2C		5570	114	-	-	-	-9.426	-9.546	-6.475	-	-	-	-	-	-	-
UNII 3-4		5815	163	-	-	-	-9.400	-9.862	-6.615	-	-	-	-7.09	-8.74	-4.87	-11.480

The report shall not be (partly) reproduced except in full without approval of the laboratory.

▣ Test Plots

[MIMO_CDD(Ant.1+Ant.2)]

Note: In order to simplify the report, attached plots were only channel of the highest PSD.

Ant.1	Ant.2
Bandwidth 20M Ch.116(5580 MHz) 106 Tone RU 54	
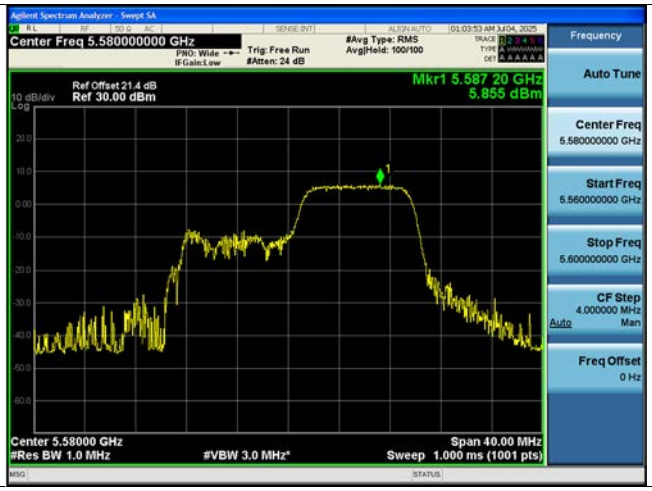	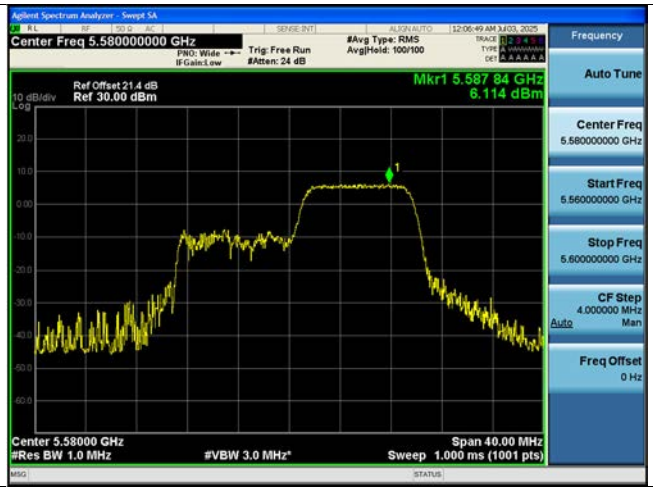
Bandwidth 40M Ch.167(5835 MHz) 52 Tone RU 41	
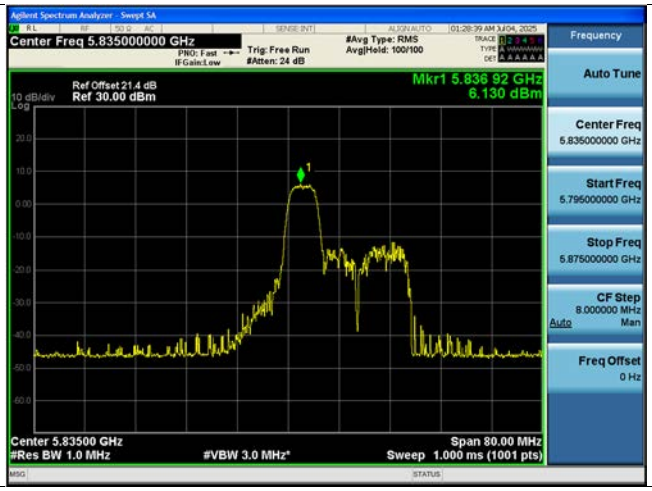	

The report shall not be (partly) reproduced except in full without approval of the laboratory.

Ant.1	Ant.2

Bandwidth 80M Ch.171 (5855 MHz) 52 Tone RU 52

Bandwidth 160M_80U Ch.163 (5815 MHz) 52 Tones RU 37

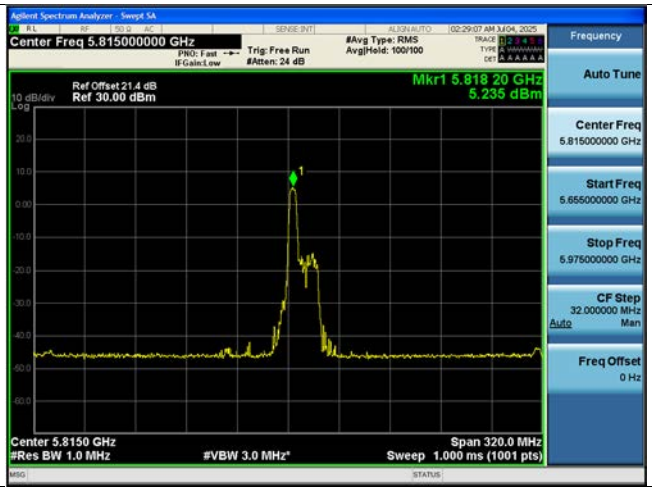

The report shall not be (partly) reproduced except in full without approval of the laboratory.

10.6 STRADDLE CHANNEL

Test Description	Note
26 dB Bandwidth	1. [UNII 2C] 26 dB Bandwidth = 5725 MHz - Measured Frequency[MHz] 2. [UNII 3] 26 dB Bandwidth = Measured Frequency[MHz] -5725 MHz
6 dB Bandwidth	1. 6 dB Bandwidth = Measured Frequency[MHz] – 5725 MHz 2. Limit : > 0.5 MHz
Output Power	1. Limit(UNII2C) : 23.98 dBm or 11 dBm + 10 log B, (where B is the 26 dB emission bandwidth in megahertz.) 2. Limit(UNII 3) : 30.00 dBm 3. Total Power (dBm) = Measured Value (dBm) + Duty Cycle Factor (dB)
Power Spectral Density	1. Limit(UNII 2C) : 11.0 dBm/MHz 2. Limit(UNII 3) : 30.0 dBm/500 kHz 3. Total PSD (dBm/MHz) = Measured Value (dBm/MHz) + Duty Cycle Factor (dB)

Note:
(1) : 6dB bandwidth is only located in UNII 2C. Therefore 6dB bandwidth do not overlap.
(2) : 26dB bandwidth is only located in UNII 2C. Therefore 26dB bandwidth do not overlap.

The report shall not be (partly) reproduced except in full without approval of the laboratory.

10.6.1 Ant.1

Mode : HE20										
Freq.[MHz]	CH.	Tone	RUIndex	26dB BW[MHz]		6dB BW[MHz]	Total Power[dBm]		Total PSD[dBm/MHz]	
				UNII 2C	UNII 3	UNII 3	UNII 2C	UNII 3	UNII 2C	UNII 3
5720	144	26T	(1) 0	17.12	4.04	-	8.33	-17.51	5.893	-20.422
			(1) 4	14.04	4.04	-	8.30	-18.32	4.651	-22.252
			7	14.00	5.00	2.48	-7.05	8.36	-2.987	3.157
			8	14.04	6.88	4.56	-12.31	8.55	-17.886	3.428
		52T	(1) 37	17.36	4.44	-	11.14	-12.38	5.571	-16.312
			(1) 38	14.08	4.44	-	11.15	-11.88	5.589	-15.917
			39	14.16	5.52	2.56	10.77	1.22	5.756	2.147
			40	14.08	8.76	4.52	-4.64	11.30	-2.874	2.988
		106T	(1) 53	17.84	4.32	-	13.81	-6.52	5.445	-11.218
			54	14.28	9.08	4.64	10.62	11.44	5.309	2.847
		242T	61	18.88	8.44	4.60	15.79	10.89	5.264	2.517
		SU	-	18.40	7.88	4.60	16.00	11.12	5.430	2.683

Mode : HE40										
Freq. [MHz]	CH.	Tone	RU Index	26dB BW [MHz]		6dB BW [MHz]	Total Power [dBm]		Total PSD [dBm/MHz]	
				UNII 2C	UNII 3	UNII 3	UNII 2C	UNII 3	UNII 2C	UNII 3
5710	142	26T	(1)(2) 0	-	-	-	-	-	-	-
			(1) 9	18.52	4.12	-	8.11	-17.44	5.273	-22.741
			16	14.52	4.84	2.04	-1.22	8.02	2.496	3.016
			17	14.44	7.16	4.12	-11.49	8.43	-17.418	3.197
		52T	(1)(2) 37	-	-	-	-	-	-	-
			(1) 41	18.76	4.28	-	11.15	-11.79	5.474	-18.673
			(1) 43	14.68	4.84	-	11.39	-4.47	6.114	-7.574
			44	14.68	9.48	4.12	-0.27	11.21	2.585	3.219
		106T	(1)(2) 53	-	-	-	-	-	-	-
			(1)(2) 54	-	-	-	-	-	-	-
			55	19.16	4.68	2.60	13.44	-6.82	4.800	-11.849
			56	15.24	7.72	4.12	10.94	10.47	5.074	2.197
		242T	(1)(2) 61	-	-	-	-	-	-	-
			62	19.88	10.76	4.12	12.78	7.23	2.072	-0.979
		484T	65	44.84	14.36	4.12	12.20	3.46	-1.522	-4.353
		SU	-	37.64	7.88	4.12	12.27	3.42	-1.781	-4.680

The report shall not be (partly) reproduced except in full without approval of the laboratory.

Mode : HE80										
Freq. [MHz]	CH.	Tone	RU Index	26dB BW [MHz]		6dB BW [MHz]	Total Power [dBm]		Total PSD [dBm/MHz]	
				UNII 2C	UNII 3	UNII 3	UNII 2C	UNII 3	UNII 2C	UNII 3
5690	138	26T	(1)(2) 0	-	-	-	-	-	-	-
			(1)(2) 18	-	-	-	-	-	-	-
			35	14.36	5.16	2.12	-1.40	7.75	1.151	2.501
			36	14.52	8.20	4.20	-12.18	8.24	-20.702	2.349
		52T	(1)(2) 37	-	-	-	-	-	-	-
			(1)(2) 45	-	-	-	-	-	-	-
			(1) 51	14.68	7.24	-	11.06	-4.74	5.145	-9.089
			52	14.68	8.20	4.20	-0.77	10.89	1.080	2.437
		106T	(1)(2) 53	-	-	-	-	-	-	-
			(1)(2) 57	-	-	-	-	-	-	-
			59	22.36	6.60	2.76	13.17	-6.99	4.195	-12.116
			60	16.60	9.80	4.20	10.42	10.05	4.070	1.236
		242T	(1)(2) 61	-	-	-	-	-	-	-
			(1)(2) 62	-	-	-	-	-	-	-
			(1)(2) 63	-	-	-	-	-	-	-
			64	25.40	13.64	4.20	12.34	6.85	1.201	-1.701
		484T	(1)(2) 65	-	-	-	-	-	-	-
			66	47.64	17.00	4.20	13.07	3.97	-1.390	-4.163
		996T	67	88.44	13.32	4.20	12.83	1.21	-3.917	-6.823
		SU	-	83.16	14.28	4.20	12.88	1.22	-3.695	-7.059

The report shall not be (partly) reproduced except in full without approval of the laboratory.

10.6.2 Ant.2

Mode : HE20										
Freq.[MHz]	CH.	Tone	RUIndex	26dB BW[MHz]		6dB BW[MHz]	Total Power[dBm]		Total PSD[dBm/MHz]	
				UNII 2C	UNII 3	UNII 3	UNII 2C	UNII 3	UNII 2C	UNII 3
5720	144	26T	(1) 0	17.60	4.04	-	5.98	-20.23	3.456	-22.052
			(1) 4	14.00	4.04	-	6.10	-20.02	2.406	-22.994
			7	14.08	5.08	2.48	-9.41	6.14	-5.075	0.947
			8	14.08	7.12	4.48	-14.88	6.28	-21.889	1.005
		52T	(1) 37	17.24	4.44	-	8.96	-14.32	3.387	-19.902
			(1) 38	14.16	4.48	-	9.07	-14.76	3.638	-19.536
			39	14.12	4.56	2.56	8.80	-0.81	3.646	-0.079
			40	14.12	10.12	4.52	-6.82	9.20	-5.362	1.155
		106T	(1) 53	17.56	4.44	-	12.31	-7.99	3.758	-12.382
			54	14.32	8.84	4.64	9.06	9.83	3.897	1.380
		242T	61	19.00	8.44	4.60	14.57	9.80	3.879	1.340
		SU	-	19.16	7.92	4.60	14.63	9.85	4.245	1.375

Mode : HE40										
Freq. [MHz]	CH.	Tone	RU Index	26dB BW [MHz]		6dB BW [MHz]	Total Power [dBm]		Total PSD [dBm/MHz]	
				UNII 2C	UNII 3	UNII 3	UNII 2C	UNII 3	UNII 2C	UNII 3
5710	142	26T	(1)(2) 0	-	-	-	-	-	-	-
			(1) 9	18.60	4.12	-	6.23	-20.48	3.542	-21.816
			16	14.44	5.88	2.04	-3.05	6.10	1.029	1.104
			17	14.44	7.08	4.12	-13.64	6.52	-20.211	0.947
		52T	(1)(2) 37	-	-	-	-	-	-	-
			(1) 41	21.00	4.44	-	9.24	-14.13	3.814	-18.629
			(1) 43	14.68	4.20	-	9.46	-6.39	3.907	-9.353
			44	14.76	7.08	4.12	-2.27	9.24	0.365	0.968
		106T	(1)(2) 53	-	-	-	-	-	-	-
			(1)(2) 54	-	-	-	-	-	-	-
			55	18.84	4.52	2.60	11.46	-8.60	2.972	-14.381
			56	15.00	8.60	4.12	8.96	8.46	3.254	0.427
		242T	(1)(2) 61	-	-	-	-	-	-	-
			62	21.08	11.48	4.12	10.75	5.30	-0.128	-2.906
		484T	65	43.64	11.88	4.12	10.29	1.62	-3.696	-6.746
		SU	-	37.56	7.40	4.12	10.39	1.62	-3.730	-6.405

The report shall not be (partly) reproduced except in full without approval of the laboratory.

Mode : HE80										
Freq. [MHz]	CH.	Tone	RU Index	26dB BW [MHz]		6dB BW [MHz]	Total Power [dBm]		Total PSD [dBm/MHz]	
				UNII 2C	UNII 3	UNII 3	UNII 2C	UNII 3	UNII 2C	UNII 3
5690	138	26T	(1)(2) 0	-	-	-	-	-	-	-
			(1)(2) 18	-	-	-	-	-	-	-
			35	14.68	5.80	2.12	-2.58	6.65	0.051	0.916
			36	14.52	7.56	4.20	-13.36	7.10	-19.567	1.217
		52T	(1)(2) 37	-	-	-	-	-	-	-
			(1)(2) 45	-	-	-	-	-	-	-
			(1) 51	14.84	6.60	-	9.85	-5.93	4.065	-10.802
			52	14.52	8.36	4.20	-1.91	9.68	-0.097	1.305
		106T	(1)(2) 53	-	-	-	-	-	-	-
			(1)(2) 57	-	-	-	-	-	-	-
			59	19.64	6.76	2.76	11.98	-7.96	3.163	-14.202
			60	17.72	9.64	4.20	9.40	8.93	3.114	0.094
		242T	(1)(2) 61	-	-	-	-	-	-	-
			(1)(2) 62	-	-	-	-	-	-	-
			(1)(2) 63	-	-	-	-	-	-	-
			64	28.28	13.80	4.20	11.22	5.84	0.307	-3.088
		484T	(1)(2) 65	-	-	-	-	-	-	-
			66	47.48	17.32	4.20	11.92	2.93	-2.606	-5.411
		996T	67	93.56	14.44	4.20	11.34	0.14	-5.267	-8.097
		SU	-	80.76	16.36	4.20	11.59	0.32	-4.837	-8.361

The report shall not be (partly) reproduced except in full without approval of the laboratory.

▣ Test Plots(26dB Bandwidth)

Note: In order to simplify the report, attached plots were only the widest channel. (UNII1~3)

[Ant.1]

UNII 2C	UNII 3
20M Ch.144(5720 MHz) 242 Tones RU 61	20M Ch.144(5720 MHz) 106 Tones RU 54
40M Ch.142(5710 MHz) 484 Tones RU 65	40M Ch.142(5710 MHz) 484 Tones RU 65
80M Ch.138(5690 MHz) 996 Tones RU 67	80M Ch.138(5690 MHz) 484 Tones RU 66

The report shall not be (partly) reproduced except in full without approval of the laboratory.

[Ant.2]

UNII 2C	UNII 3
20M Ch.144(5720 MHz) SU	20M Ch.144(5720 MHz) 52 Tones RU 40
40M Ch.142(5710 MHz) 484 Tones RU 65	40M Ch.142(5710 MHz) 484 Tones RU 65
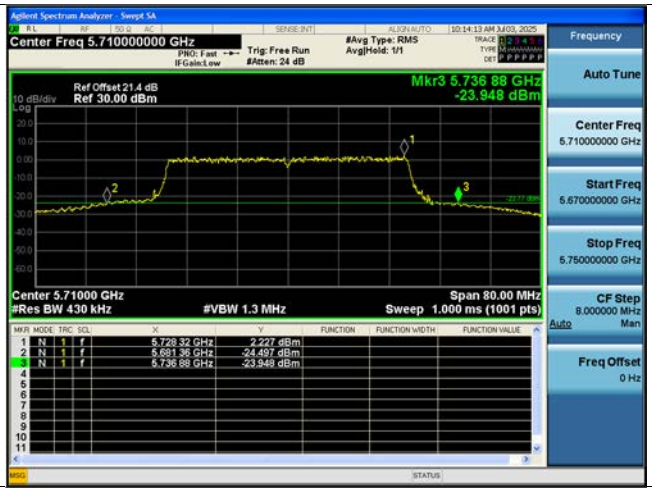	
80M Ch.138(5690 MHz) 996 Tones RU 67	80M Ch.138(5690 MHz) 484 Tones RU 66

The report shall not be (partly) reproduced except in full without approval of the laboratory.

▣ Test Plots(6dB Bandwidth)

Note: In order to simplify the report, attached plots were only the narrowest channel. (UNII1~3)

[Ant.1]

20M Ch.144(5720 MHz) 26 Tones RU 7

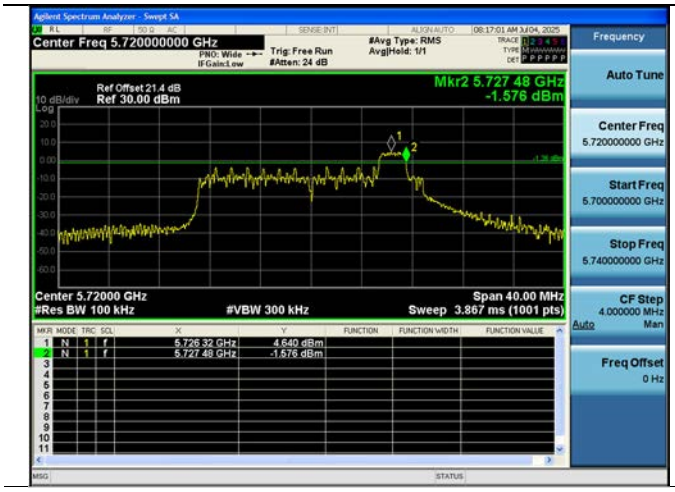

40M Ch.142(5710 MHz) 26 Tones RU 16

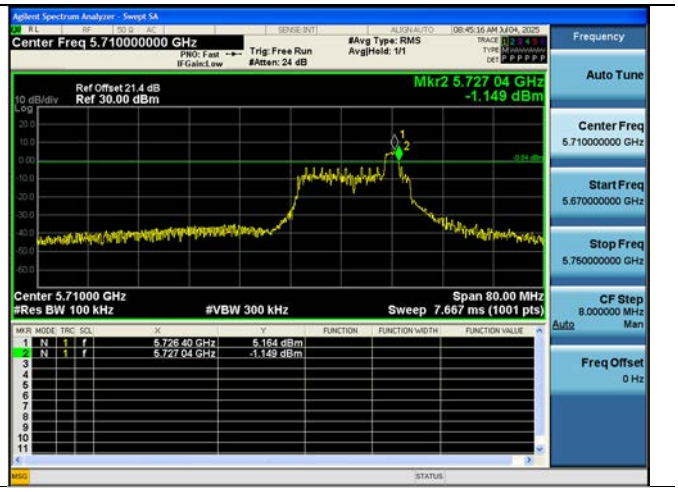

80M Ch.138(5690 MHz) 26 Tones RU 35

The report shall not be (partly) reproduced except in full without approval of the laboratory.

[Ant.2]

20M Ch.144(5720 MHz) 26 Tones RU 7

40M Ch.142(5710 MHz) 26 Tones RU 16

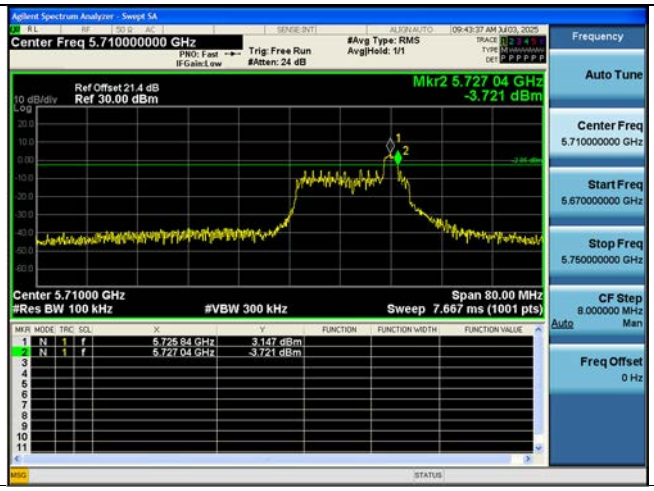

80M Ch.138(5690 MHz) 26 Tones RU 35

The report shall not be (partly) reproduced except in full without approval of the laboratory.

▣ Test Plots(Output Power)

Note: In order to simplify the report, attached plots were only channel of highest Power.

[Ant.1]

UNII 2C	UNII 3
20M Ch.144(5720 MHz) SU	20M Ch.144(5720 MHz) 106 Tones RU 54
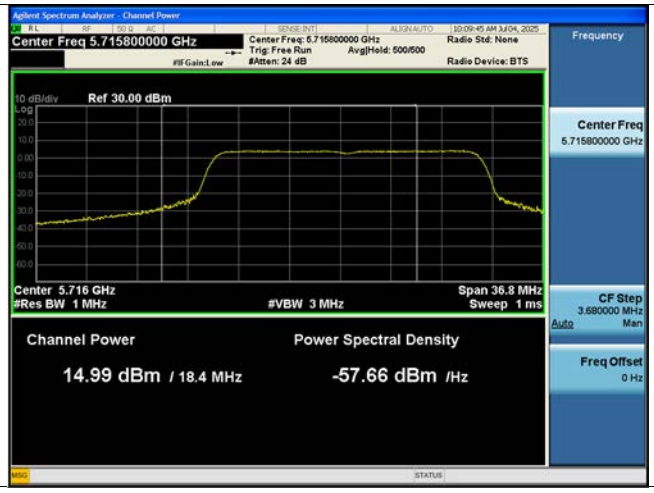	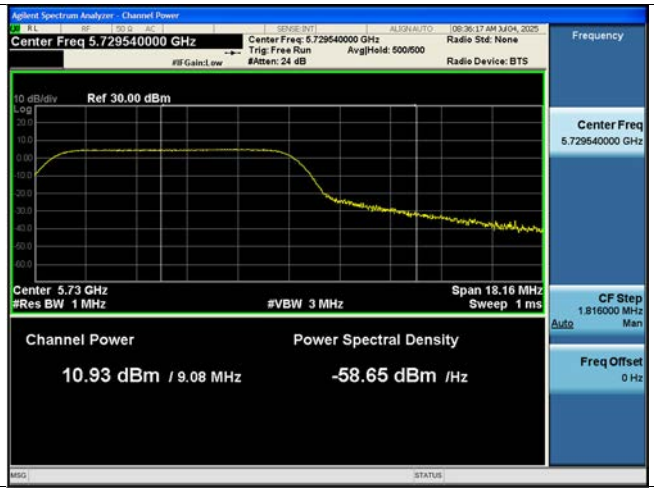
40M Ch.142(5710 MHz) 106 Tones RU 55	40M Ch.142(5710 MHz) 52 Tones RU 44
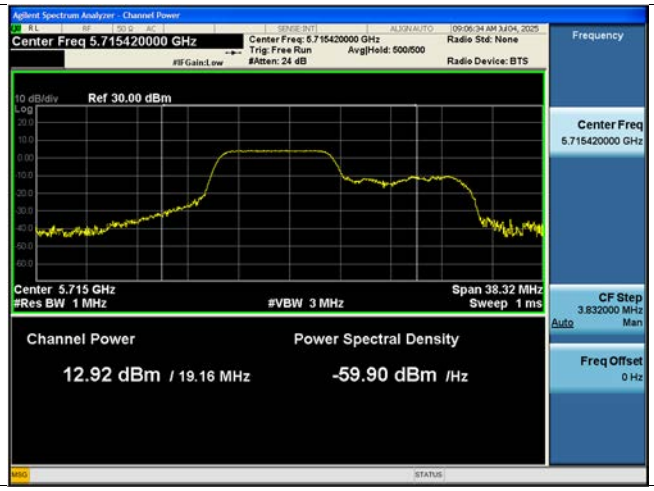	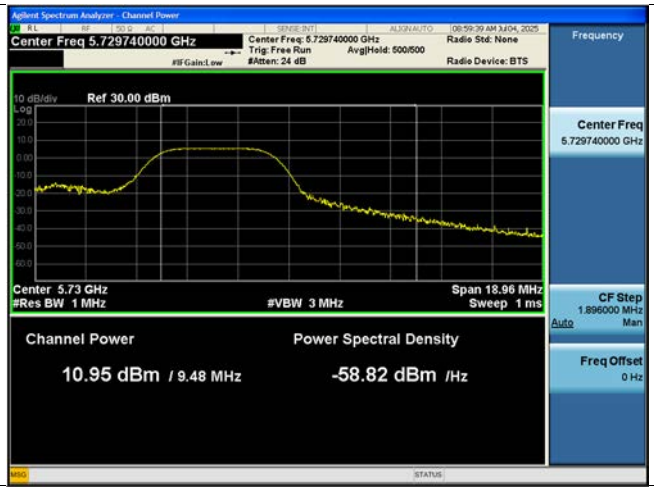
80M Ch.138(5690 MHz) 106 Tones RU 59	80M Ch.138(5690 MHz) 52 Tones RU 52
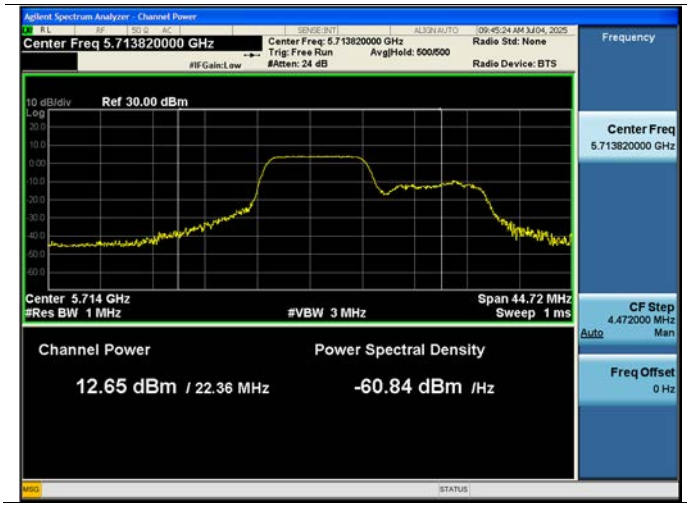	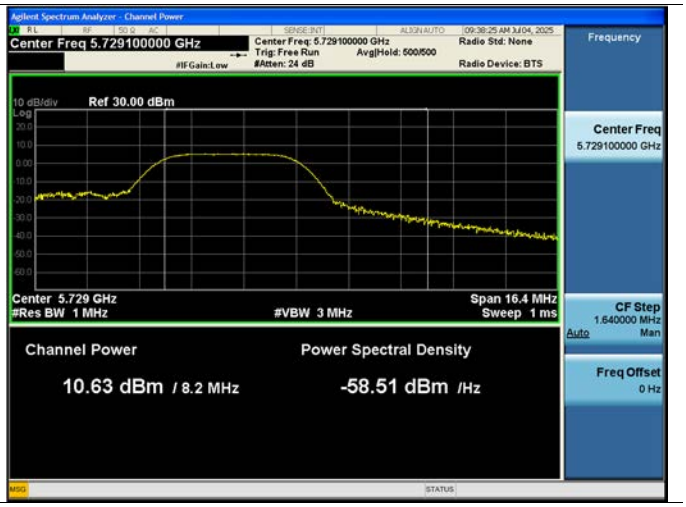

The report shall not be (partly) reproduced except in full without approval of the laboratory.

[Ant.2]

UNII 2C	UNII 3
20M Ch.144(5720 MHz) SU	20M Ch.144(5720 MHz) SU
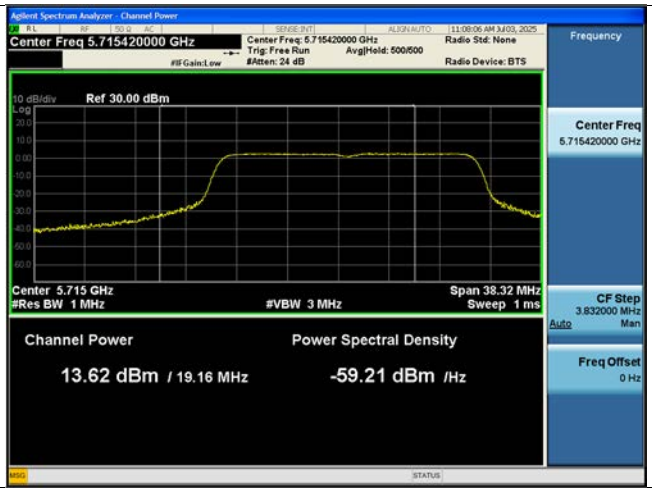	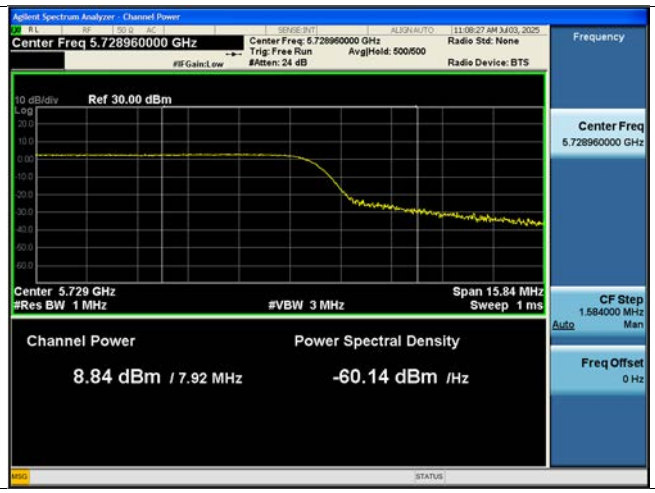
40M Ch.142(5710 MHz) 106 Tones RU 55	40M Ch.142(5710 MHz) 52 Tones RU 44
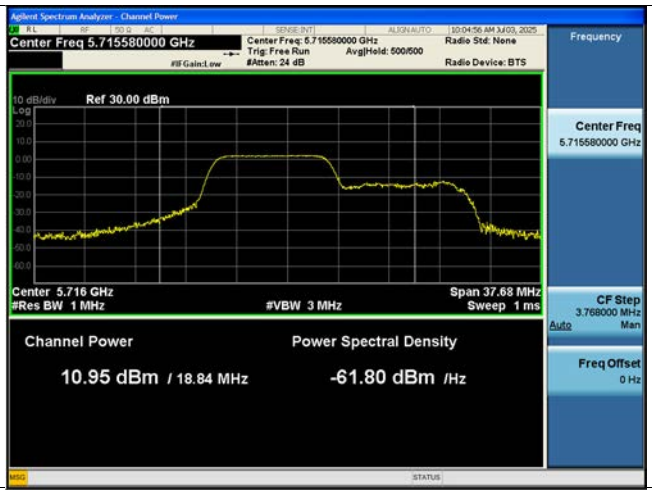	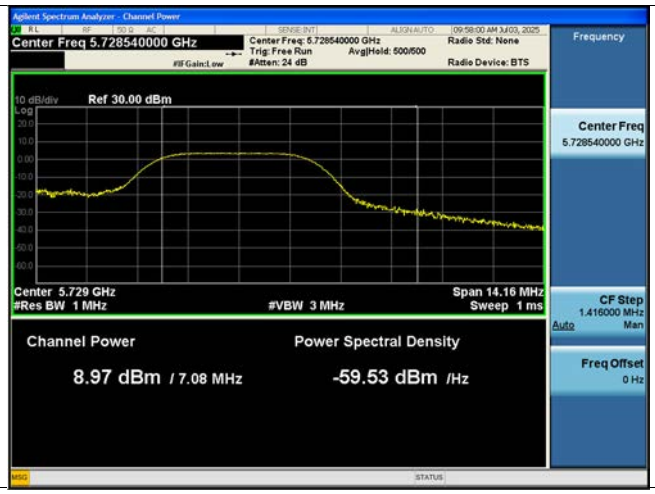
80M Ch.138(5690 MHz) 106 Tones RU 59	80M Ch.138(5690 MHz) 52 Tones RU 52
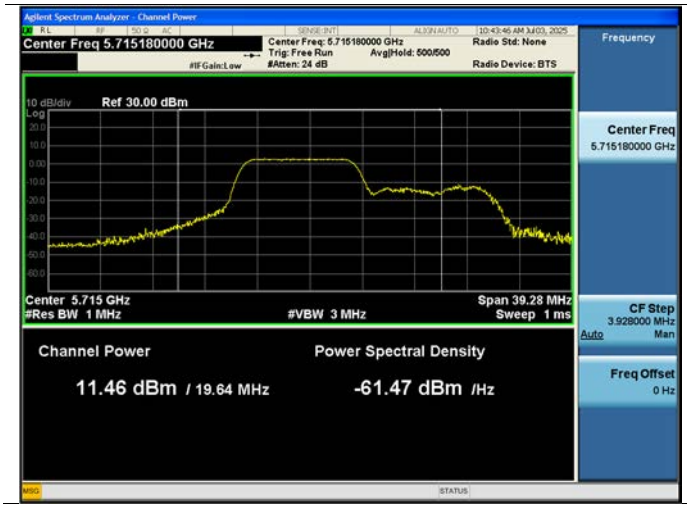	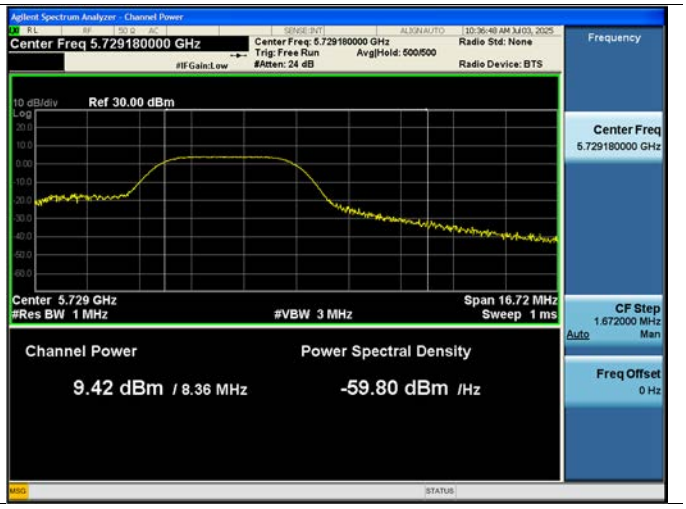

The report shall not be (partly) reproduced except in full without approval of the laboratory.

▣ Test Plots(Power Spectral Density)

Note: In order to simplify the report, attached plots were only channel of highest PSD.

[Ant.1]

UNII 2C	UNII 3
20M Ch.144(5720 MHz) 26 Tones RU 0	20M Ch.144(5720 MHz) 26 Tones RU 8
	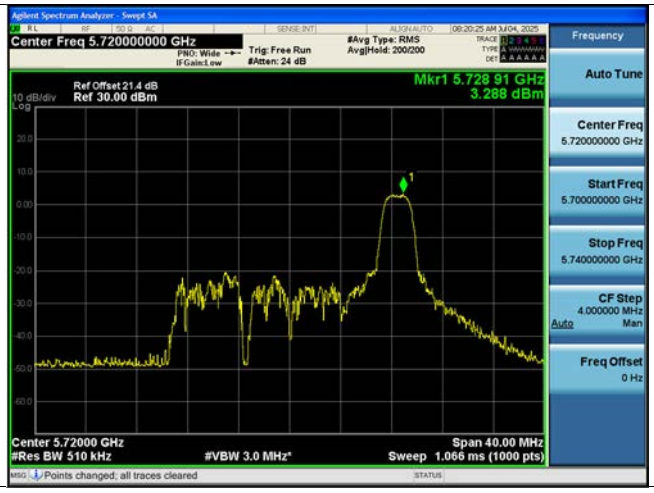
40M Ch.142(5710 MHz) 52 Tones RU 43	40M Ch.142(5710 MHz) 52 Tones RU 44
80M Ch.138(5690 MHz) 52 Tones RU 51	80M Ch.138(5690 MHz) 26 Tones RU 35

The report shall not be (partly) reproduced except in full without approval of the laboratory.

[Ant.2]

UNII 2C	UNII 3
20M Ch.144(5720 MHz) SU	20M Ch.144(5720 MHz) 106 Tones RU 54
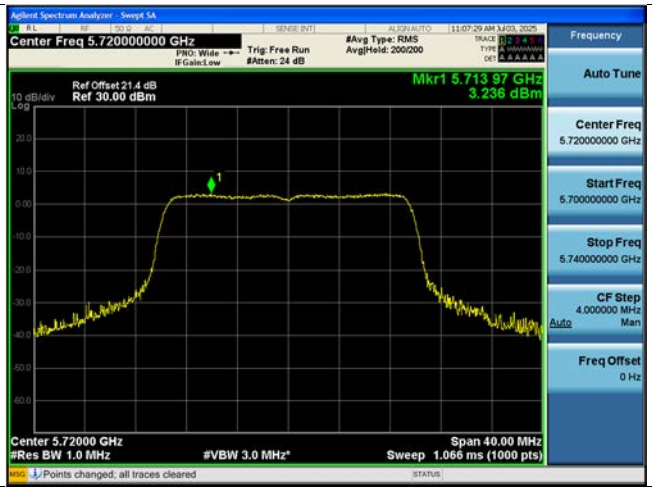	
40M Ch.142(5710 MHz) 52 Tones RU 43	40M Ch.142(5710 MHz) 26 Tones RU 16
	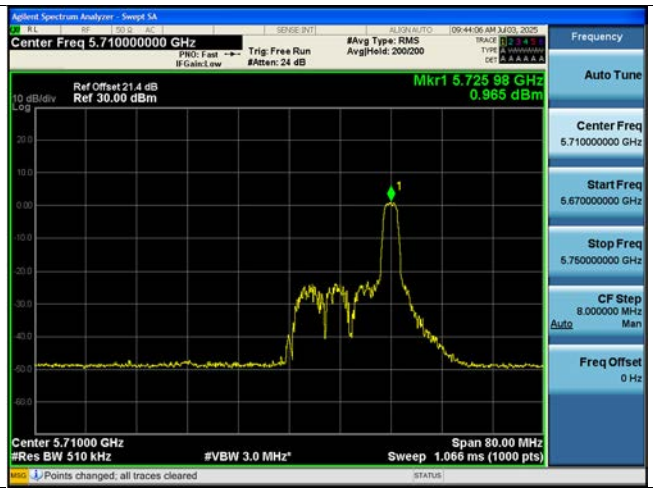
80M Ch.138(5690 MHz) 52 Tones RU 51	80M Ch.138(5690 MHz) 52 Tones RU 52

The report shall not be (partly) reproduced except in full without approval of the laboratory.

10.7 RADIATED SPURIOUS EMISSIONS (9 kHz – 1 GHz)

Frequency Range : 9 kHz – 30 MHz

Frequency	Measured Value	CL+AF+DF-AG	ANT. POL	Total	Limit	Margin
[MHz]	[dBμV]	[dB/m]	[H/V]	[dBμV/m]	[dBμV/m]	[dB]
No Critical peaks found						

Note:

1. The Measured Value of emissions are attenuated more than 20 dB below the permissible limits or the field strength is too small to be measured.
2. Distance extrapolation factor = 40log (specific distance / test distance) (dB)
3. Limit line = specific Limits (dBμV) + Distance extrapolation factor

Frequency Range : Below 1 GHz

Frequency	Measured Value	A.F+C.L	ANT. POL	Total	Limit	Margin
[MHz]	[dBμV]	[dB/m]	[H/V]	[dBμV/m]	[dBμV/m]	[dB]
No Critical peaks found						

Note:

1. Radiated emissions measured in frequency range from 30 MHz to 1000 MHz were made with an instrument using Quasi peak detector mode

The report shall not be (partly) reproduced except in full without approval of the laboratory.

10.8 RADIATED SPURIOUS EMISSIONS (Above 1 GHz)

[MIMO_CDD(Ant.1+ Ant.2)]

Band :	UNII 1		Operation Mode :	802.11ax_HE20 MCS0 242T RU61			
CH.36	5180 MHz		Transfer Rate :	MCS0			
Frequency [MHz]	Measured value [dBμV]	CL+AF+DF-AG [dB/m]	ANT. POL [H/V]	Total [dBμV/m]	Limit [dBμV/m]	Margin [dB]	Measurement Type
10360	55.10	7.59	V	62.69	68.20	5.51	PK
15540	41.31	12.73	V	54.04	73.98	19.94	PK
15540	27.97	12.73	V	40.70	53.98	13.28	AV
10360	53.59	7.59	H	61.18	68.20	7.02	PK
15540	41.13	12.73	H	53.86	73.98	20.12	PK
15540	28.05	12.73	H	40.78	53.98	13.20	AV

Band :	UNII 1		Operation Mode :	802.11ax_HE20 MCS0 242T RU61			
CH.40	5200 MHz		Transfer Rate :	MCS0			
Frequency [MHz]	Measured value [dBμV]	CL+AF+DF-AG [dB/m]	ANT. POL [H/V]	Total [dBμV/m]	Limit [dBμV/m]	Margin [dB]	Measurement Type
10400	54.62	8.11	V	62.73	68.20	5.47	PK
15600	40.48	12.87	V	53.35	73.98	20.63	PK
15600	28.04	12.87	V	40.91	53.98	13.07	AV
10400	53.29	8.11	H	61.40	68.20	6.80	PK
15600	41.25	12.87	H	54.12	73.98	19.86	PK
15600	27.88	12.87	H	40.75	53.98	13.23	AV

Band :	UNII 1		Operation Mode :	802.11ax_HE20 MCS0 242T RU61			
CH.48	5240 MHz		Transfer Rate :	MCS0			
Frequency [MHz]	Measured value [dBμV]	CL+AF+DF-AG [dB/m]	ANT. POL [H/V]	Total [dBμV/m]	Limit [dBμV/m]	Margin [dB]	Measurement Type
10480	53.66	8.38	V	62.04	68.20	6.16	PK
15720	40.80	13.27	V	54.07	73.98	19.91	PK
15720	27.49	13.27	V	40.76	53.98	13.22	AV
10480	52.11	8.38	H	60.49	68.20	7.71	PK
15720	40.77	13.27	H	54.04	73.98	19.94	PK
15720	27.49	13.27	H	40.76	53.98	13.22	AV

Band :	UNII 2A		Operation Mode :	802.11ax_HE20 MCS0 242T RU61			
CH.52	5260 MHz		Transfer Rate :	MCS0			
Frequency [MHz]	Measured value [dBμV]	CL+AF+DF-AG [dB/m]	ANT. POL [H/V]	Total [dBμV/m]	Limit [dBμV/m]	Margin [dB]	Measurement Type
10520	51.49	8.42	V	59.91	68.20	8.29	PK
15780	41.45	13.74	V	55.19	73.98	18.79	PK
15780	28.24	13.74	V	41.98	53.98	12.00	AV
10520	49.51	8.42	H	57.93	68.20	10.27	PK
15780	41.51	13.74	H	55.25	73.98	18.73	PK
15780	28.18	13.74	H	41.92	53.98	12.06	AV

The report shall not be (partly) reproduced except in full without approval of the laboratory.

Band :	UNII 2A		Operation Mode :		802.11ax_HE20 MCS0 242T RU61		
CH.60	5300 MHz		Transfer Rate :		MCS0		
Frequency [MHz]	Measured value [dBμV]	CL+AF+DF-AG [dB/m]	ANT. POL [H/V]	Total [dBμV/m]	Limit [dBμV/m]	Margin [dB]	Measurement Type
10600	50.02	9.23	V	59.25	73.98	14.73	PK
10600	36.00	9.23	V	45.23	53.98	8.75	AV
15900	41.72	12.90	V	54.62	73.98	19.36	PK
15900	28.52	12.90	V	41.42	53.98	12.56	AV
10600	48.97	9.23	H	58.20	73.98	15.78	PK
10600	34.60	9.23	H	43.83	53.98	10.15	AV
15900	41.72	12.90	H	54.62	73.98	19.36	PK
15900	28.66	12.90	H	41.56	53.98	12.42	AV

Band :	UNII 2A		Operation Mode :		802.11ax_HE20 MCS0 242T RU61		
CH.64	5320 MHz		Transfer Rate :		MCS0		
Frequency [MHz]	Measured value [dBμV]	CL+AF+DF-AG [dB/m]	ANT. POL [H/V]	Total [dBμV/m]	Limit [dBμV/m]	Margin [dB]	Measurement Type
10640	49.34	9.53	V	58.87	73.98	15.11	PK
10640	35.76	9.53	V	45.29	53.98	8.69	AV
15960	41.49	13.03	V	54.52	73.98	19.46	PK
15960	28.47	13.03	V	41.50	53.98	12.48	AV
10640	48.09	9.53	H	57.62	73.98	16.36	PK
10640	33.84	9.53	H	43.37	53.98	10.61	AV
15960	41.31	13.03	H	54.34	73.98	19.64	PK
15960	28.36	13.03	H	41.39	53.98	12.59	AV

Band :	UNII 2C		Operation Mode :		802.11ax_HE20 MCS0 242T RU61		
CH.100	5500 MHz		Transfer Rate :		MCS0		
Frequency [MHz]	Measured value [dBμV]	CL+AF+DF-AG [dB/m]	ANT. POL [H/V]	Total [dBμV/m]	Limit [dBμV/m]	Margin [dB]	Measurement Type
11000	45.30	9.40	V	54.70	73.98	19.28	PK
11000	31.53	9.40	V	40.93	53.98	13.05	AV
16500	42.23	11.35	V	53.58	68.20	14.62	PK
11000	44.93	9.40	H	54.33	73.98	19.65	PK
11000	31.45	9.40	H	40.85	53.98	13.13	AV
16500	42.45	11.35	H	53.80	68.20	14.40	PK

Band :	UNII 2C		Operation Mode :		802.11ax_HE20 MCS0 242T RU61		
CH.116	5580 MHz		Transfer Rate :		MCS0		
Frequency [MHz]	Measured value [dBμV]	CL+AF+DF-AG [dB/m]	ANT. POL [H/V]	Total [dBμV/m]	Limit [dBμV/m]	Margin [dB]	Measurement Type
11160	43.14	9.75	V	52.89	73.98	21.09	PK
11160	30.80	9.75	V	40.55	53.98	13.43	AV
16740	41.99	11.40	V	53.39	68.20	14.81	PK
11160	43.63	9.75	H	53.38	73.98	20.60	PK
11160	30.39	9.75	H	40.14	53.98	13.84	AV
16740	42.03	11.40	H	53.43	68.20	14.77	PK

The report shall not be (partly) reproduced except in full without approval of the laboratory.

Band :	UNII 2C		Operation Mode :		802.11ax_HE20 MCS0 242T RU61		
CH.144	5720 MHz		Transfer Rate :		MCS0		
Frequency [MHz]	Measured value [dBμV]	CL+AF+DF-AG [dB/m]	ANT. POL [H/V]	Total [dBμV/m]	Limit [dBμV/m]	Margin [dB]	Measurement Type
11440	42.62	10.41	V	53.03	73.98	20.95	PK
11440	29.72	10.41	V	40.13	53.98	13.85	AV
17160	42.08	11.47	V	53.55	68.20	14.65	PK
11440	42.82	10.41	H	53.23	73.98	20.75	PK
11440	29.76	10.41	H	40.17	53.98	13.81	AV
17160	41.77	11.47	H	53.24	68.20	14.96	PK

Band :	UNII 3		Operation Mode :		802.11ax_HE20 MCS0 242T RU61		
CH.149	5745 MHz		Transfer Rate :		MCS0		
Frequency [MHz]	Measured value [dBμV]	CL+AF+DF-AG [dB/m]	ANT. POL [H/V]	Total [dBμV/m]	Limit [dBμV/m]	Margin [dB]	Measurement Type
11490	43.39	10.36	V	53.75	73.98	20.23	PK
11490	29.97	10.36	V	40.33	53.98	13.65	AV
17235	41.61	12.16	V	53.77	68.20	14.43	PK
11490	43.06	10.36	H	53.42	73.98	20.56	PK
11490	29.96	10.36	H	40.32	53.98	13.66	AV
17235	41.33	12.16	H	53.49	68.20	14.71	PK

Band :	UNII 3		Operation Mode :		802.11ax_HE20 MCS0 242T RU61		
CH.157	5785 MHz		Transfer Rate :		MCS0		
Frequency [MHz]	Measured value [dBμV]	CL+AF+DF-AG [dB/m]	ANT. POL [H/V]	Total [dBμV/m]	Limit [dBμV/m]	Margin [dB]	Measurement Type
11570	44.37	9.49	V	53.86	73.98	20.12	PK
11570	30.97	9.49	V	40.46	53.98	13.52	AV
17355	41.47	12.52	V	53.99	68.20	14.21	PK
11570	43.82	9.49	H	53.31	73.98	20.67	PK
11570	30.24	9.49	H	39.73	53.98	14.25	AV
17355	41.80	12.52	H	54.32	68.20	13.88	PK

Band :	UNII 3		Operation Mode :		802.11ax_HE20 MCS0 242T RU61		
CH.165	5825 MHz		Transfer Rate :		MCS0		
Frequency [MHz]	Measured value [dBμV]	CL+AF+DF-AG [dB/m]	ANT. POL [H/V]	Total [dBμV/m]	Limit [dBμV/m]	Margin [dB]	Measurement Type
11650	44.66	9.49	V	54.15	73.98	19.83	PK
11650	31.56	9.49	V	41.05	53.98	12.93	AV
17475	40.66	13.55	V	54.21	68.20	13.99	PK
11650	43.62	9.49	H	53.11	73.98	20.87	PK
11650	30.37	9.49	H	39.86	53.98	14.12	AV
17475	41.23	13.55	H	54.78	68.20	13.42	PK

Band :	UNII 4		Operation Mode :		802.11ax_HE20 MCS0 242T RU61		
CH.169	5845 MHz		Transfer Rate :		MCS0		
Frequency [MHz]	Measured value [dBμV]	CL+AF+DF-AG [dB/m]	ANT. POL [H/V]	Total [dBμV/m]	Limit [dBμV/m]	Margin [dB]	Measurement Type
11690	44.11	8.96	V	53.07	73.98	20.91	PK
11690	31.29	8.96	V	40.25	53.98	13.73	AV
17535	40.76	14.19	V	54.95	68.20	13.25	PK
11690	43.38	8.96	H	52.34	73.98	21.64	PK
11690	30.64	8.96	H	39.60	53.98	14.38	AV
17535	41.50	14.19	H	55.69	68.20	12.51	PK

The report shall not be (partly) reproduced except in full without approval of the laboratory.

Band :	UNII 4		Operation Mode :	802.11ax_HE20 MCS0 242T RU61			
CH.173	5865 MHz		Transfer Rate :	MCS0			
Frequency [MHz]	Measured value [dBμV]	CL+AF+DF-AG [dB/m]	ANT. POL [H/V]	Total [dBμV/m]	Limit [dBμV/m]	Margin [dB]	Measurement Type
11730	43.96	9.29	V	53.25	73.98	20.73	PK
11730	31.29	9.29	V	40.58	53.98	13.40	AV
17595	41.23	14.50	V	55.73	68.20	12.47	PK
11730	43.17	9.29	H	52.46	73.98	21.52	PK
11730	30.28	9.29	H	39.57	53.98	14.41	AV
17595	41.70	14.50	H	56.20	68.20	12.00	PK

Band :	UNII 4		Operation Mode :	802.11ax_HE20 MCS0 242T RU61			
CH.177	5885 MHz		Transfer Rate :	MCS0			
Frequency [MHz]	Measured value [dBμV]	CL+AF+DF-AG [dB/m]	ANT. POL [H/V]	Total [dBμV/m]	Limit [dBμV/m]	Margin [dB]	Measurement Type
11770	44.30	8.78	V	53.08	73.98	20.90	PK
11770	31.58	8.78	V	40.36	53.98	13.62	AV
17655	41.78	14.68	V	56.46	68.20	11.74	PK
11770	43.57	8.78	H	52.35	73.98	21.63	PK
11770	30.59	8.78	H	39.37	53.98	14.61	AV
17655	41.68	14.68	H	56.36	68.20	11.84	PK

Band :	UNII 1		Operation Mode :	802.11ax_HE20 MCS0 26T RU4			
CH.36	5180 MHz		Transfer Rate :	MCS0			
Frequency [MHz]	Measured value [dBμV]	CL+AF+DF-AG [dB/m]	ANT. POL [H/V]	Total [dBμV/m]	Limit [dBμV/m]	Margin [dB]	Measurement Type
10360	51.47	7.59	V	59.06	68.20	9.14	PK
15540	40.81	12.73	V	53.54	73.98	20.44	PK
15540	27.97	12.73	V	40.70	53.98	13.28	AV
10360	50.11	7.59	H	57.70	68.20	10.50	PK
15540	40.83	12.73	H	53.56	73.98	20.42	PK
15540	28.21	12.73	H	40.94	53.98	13.04	AV

Band :	UNII 1		Operation Mode :	802.11ax_HE20 MCS0 26T RU4			
CH.40	5200 MHz		Transfer Rate :	MCS0			
Frequency [MHz]	Measured value [dBμV]	CL+AF+DF-AG [dB/m]	ANT. POL [H/V]	Total [dBμV/m]	Limit [dBμV/m]	Margin [dB]	Measurement Type
10400	50.29	8.11	V	58.40	68.20	9.80	PK
15600	40.78	12.87	V	53.65	73.98	20.33	PK
15600	27.92	12.87	V	40.79	53.98	13.19	AV
10400	49.66	8.11	H	57.77	68.20	10.43	PK
15600	41.10	12.87	H	53.97	73.98	20.01	PK
15600	28.03	12.87	H	40.90	53.98	13.08	AV

Band :	UNII 1		Operation Mode :	802.11ax_HE20 MCS0 26T RU4			
CH.48	5240 MHz		Transfer Rate :	MCS0			
Frequency [MHz]	Measured value [dBμV]	CL+AF+DF-AG [dB/m]	ANT. POL [H/V]	Total [dBμV/m]	Limit [dBμV/m]	Margin [dB]	Measurement Type
10480	49.86	8.38	V	58.24	68.20	9.96	PK
15720	40.28	13.27	V	53.55	73.98	20.43	PK
15720	27.49	13.27	V	40.76	53.98	13.22	AV
10480	47.46	8.38	H	55.84	68.20	12.36	PK
15720	40.75	13.27	H	54.02	73.98	19.96	PK
15720	27.42	13.27	H	40.69	53.98	13.29	AV

The report shall not be (partly) reproduced except in full without approval of the laboratory.

Band :	UNII 2A		Operation Mode :		802.11ax_HE20 MCS0 26T RU4		
CH.52	5260 MHz		Transfer Rate :		MCS0		
Frequency [MHz]	Measured value [dBμV]	CL+AF+DF-AG [dB/m]	ANT. POL [H/V]	Total [dBμV/m]	Limit [dBμV/m]	Margin [dB]	Measurement Type
10520	46.96	8.42	V	55.38	68.20	12.82	PK
15780	41.55	13.74	V	55.29	73.98	18.69	PK
15780	28.23	13.74	V	41.97	53.98	12.01	AV
10520	44.97	8.42	H	53.39	68.20	14.81	PK
15780	42.17	13.74	H	55.91	73.98	18.07	PK
15780	28.44	13.74	H	42.18	53.98	11.80	AV

Band :	UNII 2A		Operation Mode :		802.11ax_HE20 MCS0 26T RU4		
CH.60	5300 MHz		Transfer Rate :		MCS0		
Frequency [MHz]	Measured value [dBμV]	CL+AF+DF-AG [dB/m]	ANT. POL [H/V]	Total [dBμV/m]	Limit [dBμV/m]	Margin [dB]	Measurement Type
10600	45.67	9.23	V	54.90	73.98	19.08	PK
10600	31.35	9.23	V	40.58	53.98	13.40	AV
15900	41.74	12.90	V	54.64	73.98	19.34	PK
15900	28.74	12.90	V	41.64	53.98	12.34	AV
10600	45.22	9.23	H	54.45	73.98	19.53	PK
10600	30.97	9.23	H	40.20	53.98	13.78	AV
15900	42.23	12.90	H	55.13	73.98	18.85	PK
15900	28.60	12.90	H	41.50	53.98	12.48	AV

Band :	UNII 2A		Operation Mode :		802.11ax_HE20 MCS0 26T RU4		
CH.64	5320 MHz		Transfer Rate :		MCS0		
Frequency [MHz]	Measured value [dBμV]	CL+AF+DF-AG [dB/m]	ANT. POL [H/V]	Total [dBμV/m]	Limit [dBμV/m]	Margin [dB]	Measurement Type
10640	45.80	9.53	V	55.33	73.98	18.65	PK
10640	30.90	9.53	V	40.43	53.98	13.55	AV
15960	41.35	13.03	V	54.38	73.98	19.60	PK
15960	28.58	13.03	V	41.61	53.98	12.37	AV
10640	43.99	9.53	H	53.52	73.98	20.46	PK
10640	30.32	9.53	H	39.85	53.98	14.13	AV
15960	41.95	13.03	H	54.98	73.98	19.00	PK
15960	28.55	13.03	H	41.58	53.98	12.40	AV

Band :	UNII 2C		Operation Mode :		802.11ax_HE20 MCS0 26T RU4		
CH.100	5500 MHz		Transfer Rate :		MCS0		
Frequency [MHz]	Measured value [dBμV]	CL+AF+DF-AG [dB/m]	ANT. POL [H/V]	Total [dBμV/m]	Limit [dBμV/m]	Margin [dB]	Measurement Type
11000	43.21	9.40	V	52.61	73.98	21.37	PK
11000	29.99	9.40	V	39.39	53.98	14.59	AV
16500	42.59	11.35	V	53.94	68.20	14.26	PK
11000	42.92	9.40	H	52.32	73.98	21.66	PK
11000	30.04	9.40	H	39.44	53.98	14.54	AV
16500	42.80	11.35	H	54.15	68.20	14.05	PK

The report shall not be (partly) reproduced except in full without approval of the laboratory.

Band :	UNII 2C		Operation Mode :		802.11ax_HE20 MCS0 26T RU4		
CH.116	5580 MHz		Transfer Rate :		MCS0		
Frequency [MHz]	Measured value [dBμV]	CL+AF+DF-AG [dB/m]	ANT. POL [H/V]	Total [dBμV/m]	Limit [dBμV/m]	Margin [dB]	Measurement Type
11160	42.84	9.75	V	52.59	73.98	21.39	PK
11160	29.73	9.75	V	39.48	53.98	14.50	AV
16740	42.28	11.40	V	53.68	68.20	14.52	PK
11160	43.05	9.75	H	52.80	73.98	21.18	PK
11160	29.94	9.75	H	39.69	53.98	14.29	AV
16740	42.45	11.40	H	53.85	68.20	14.35	PK

Band :	UNII 2C		Operation Mode :		802.11ax_HE20 MCS0 26T RU4		
CH.144	5720 MHz		Transfer Rate :		MCS0		
Frequency [MHz]	Measured value [dBμV]	CL+AF+DF-AG [dB/m]	ANT. POL [H/V]	Total [dBμV/m]	Limit [dBμV/m]	Margin [dB]	Measurement Type
11440	42.83	10.41	V	53.24	73.98	20.74	PK
11440	29.54	10.41	V	39.95	53.98	14.03	AV
17160	42.25	11.47	V	53.72	68.20	14.48	PK
11440	42.41	10.41	H	52.82	73.98	21.16	PK
11440	29.66	10.41	H	40.07	53.98	13.91	AV
17160	41.84	11.47	H	53.31	68.20	14.89	PK

Band :	UNII 3		Operation Mode :		802.11ax_HE20 MCS0 26T RU4		
CH.149	5745 MHz		Transfer Rate :		MCS0		
Frequency [MHz]	Measured value [dBμV]	CL+AF+DF-AG [dB/m]	ANT. POL [H/V]	Total [dBμV/m]	Limit [dBμV/m]	Margin [dB]	Measurement Type
11490	42.50	10.36	V	52.86	73.98	21.12	PK
11490	30.07	10.36	V	40.43	53.98	13.55	AV
17235	42.02	12.16	V	54.18	68.20	14.02	PK
11490	42.78	10.36	H	53.14	73.98	20.84	PK
11490	29.94	10.36	H	40.30	53.98	13.68	AV
17235	41.79	12.16	H	53.95	68.20	14.25	PK

Band :	UNII 3		Operation Mode :		802.11ax_HE20 MCS0 26T RU4		
CH.157	5785 MHz		Transfer Rate :		MCS0		
Frequency [MHz]	Measured value [dBμV]	CL+AF+DF-AG [dB/m]	ANT. POL [H/V]	Total [dBμV/m]	Limit [dBμV/m]	Margin [dB]	Measurement Type
11570	43.03	9.49	V	52.52	73.98	21.46	PK
11570	29.90	9.49	V	39.39	53.98	14.59	AV
17355	41.44	12.52	V	53.96	68.20	14.24	PK
11570	43.05	9.49	H	52.54	73.98	21.44	PK
11570	29.92	9.49	H	39.41	53.98	14.57	AV
17355	41.59	12.52	H	54.11	68.20	14.09	PK

Band :	UNII 3		Operation Mode :		802.11ax_HE20 MCS0 26T RU4		
CH.165	5825 MHz		Transfer Rate :		MCS0		
Frequency [MHz]	Measured value [dBμV]	CL+AF+DF-AG [dB/m]	ANT. POL [H/V]	Total [dBμV/m]	Limit [dBμV/m]	Margin [dB]	Measurement Type
11650	42.82	9.49	V	52.31	73.98	21.67	PK
11650	29.89	9.49	V	39.38	53.98	14.60	AV
17475	41.06	13.55	V	54.61	68.20	13.59	PK
11650	43.10	9.49	H	52.59	73.98	21.39	PK
11650	29.89	9.49	H	39.38	53.98	14.60	AV
17475	41.19	13.55	H	54.74	68.20	13.46	PK

The report shall not be (partly) reproduced except in full without approval of the laboratory.

Band :	UNII 4		Operation Mode :		802.11ax_HE20 MCS0 26T RU4		
CH.169	5845 MHz		Transfer Rate :		MCS0		
Frequency [MHz]	Measured value [dBμV]	CL+AF+DF-AG [dB/m]	ANT. POL [H/V]	Total [dBμV/m]	Limit [dBμV/m]	Margin [dB]	Measurement Type
11690	43.26	8.96	V	52.22	73.98	21.76	PK
11690	29.76	8.96	V	38.72	53.98	15.26	AV
17535	41.05	14.19	V	55.24	68.20	12.96	PK
11690	42.69	8.96	H	51.65	73.98	22.33	PK
11690	29.91	8.96	H	38.87	53.98	15.11	AV
17535	41.30	14.19	H	55.49	68.20	12.71	PK

Band :	UNII 4		Operation Mode :		802.11ax_HE20 MCS0 26T RU4		
CH.173	5865 MHz		Transfer Rate :		MCS0		
Frequency [MHz]	Measured value [dBμV]	CL+AF+DF-AG [dB/m]	ANT. POL [H/V]	Total [dBμV/m]	Limit [dBμV/m]	Margin [dB]	Measurement Type
11730	43.22	9.29	V	52.51	73.98	21.47	PK
11730	30.09	9.29	V	39.38	53.98	14.60	AV
17595	41.44	14.50	V	55.94	68.20	12.26	PK
11730	42.93	9.29	H	52.22	73.98	21.76	PK
11730	30.00	9.29	H	39.29	53.98	14.69	AV
17595	41.61	14.50	H	56.11	68.20	12.09	PK

Band :	UNII 4		Operation Mode :		802.11ax_HE20 MCS0 26T RU4		
CH.177	5885 MHz		Transfer Rate :		MCS0		
Frequency [MHz]	Measured value [dBμV]	CL+AF+DF-AG [dB/m]	ANT. POL [H/V]	Total [dBμV/m]	Limit [dBμV/m]	Margin [dB]	Measurement Type
11770	44.10	8.78	V	52.88	73.98	21.10	PK
11770	30.58	8.78	V	39.36	53.98	14.62	AV
17655	41.39	14.68	V	56.07	68.20	12.13	PK
11770	43.70	8.78	H	52.48	73.98	21.50	PK
11770	30.76	8.78	H	39.54	53.98	14.44	AV
17655	41.62	14.68	H	56.30	68.20	11.90	PK

Band :	UNII 1		Operation Mode :		802.11ax_HE40 MCS0 484T RU65		
CH.38	5190 MHz		Transfer Rate :		MCS0		
Frequency [MHz]	Measured value [dBμV]	CL+AF+DF-AG [dB]	ANT. POL [H/V]	Total [dBμV/m]	Limit [dBμV/m]	Margin [dB]	Measurement Type
10380	49.91	7.62	V	57.53	68.20	10.67	PK
15570	40.59	13.03	V	53.62	73.98	20.36	PK
15570	28.71	13.03	V	41.74	53.98	12.24	AV
10380	48.48	7.62	H	56.10	68.20	12.10	PK
15570	40.83	13.03	H	53.86	73.98	20.12	PK
15570	28.58	13.03	H	41.61	53.98	12.37	AV

Band :	UNII 1		Operation Mode :		802.11ax_HE40 MCS0 484T RU65		
CH.46	5230 MHz		Transfer Rate :		MCS0		
Frequency [MHz]	Measured value [dBμV]	CL+AF+DF-AG [dB]	ANT. POL [H/V]	Total [dBμV/m]	Limit [dBμV/m]	Margin [dB]	Measurement Type
10460	47.43	8.01	V	55.44	68.20	12.76	PK
15690	40.75	13.18	V	53.93	73.98	20.05	PK
15690	28.08	13.18	V	41.26	53.98	12.72	AV
10460	47.49	8.01	H	55.50	68.20	12.70	PK
15690	40.55	13.18	H	53.73	73.98	20.25	PK
15690	28.26	13.18	H	41.44	53.98	12.54	AV

The report shall not be (partly) reproduced except in full without approval of the laboratory.

Band :	UNII 2A		Operation Mode :	802.11ax_HE40 MCS0 484T RU65			
CH.54	5270 MHz		Transfer Rate :	MCS0			
Frequency [MHz]	Measured value [dBμV]	CL+AF+DF-AG [dB]	ANT. POL [H/V]	Total [dBμV/m]	Limit [dBμV/m]	Margin [dB]	Measurement Type
10540	46.53	9.19	V	55.72	68.20	12.48	PK
15810	41.36	13.20	V	54.56	73.98	19.42	PK
15810	29.38	13.20	V	42.58	53.98	11.40	AV
10540	46.20	9.19	H	55.39	68.20	12.81	PK
15810	41.18	13.20	H	54.38	73.98	19.60	PK
15810	29.57	13.20	H	42.77	53.98	11.21	AV

Band :	UNII 2A		Operation Mode :	802.11ax_HE40 MCS0 484T RU65			
CH.62	5310 MHz		Transfer Rate :	MCS0			
Frequency [MHz]	Measured value [dBμV]	CL+AF+DF-AG [dB]	ANT. POL [H/V]	Total [dBμV/m]	Limit [dBμV/m]	Margin [dB]	Measurement Type
10620	46.22	9.82	V	56.04	73.98	17.94	PK
10620	32.48	9.82	V	42.30	53.98	11.68	AV
15930	41.31	12.78	V	54.09	73.98	19.89	PK
15930	29.07	12.78	V	41.85	53.98	12.13	AV
10620	46.21	9.82	H	56.03	73.98	17.95	PK
10620	31.68	9.82	H	41.50	53.98	12.48	AV
15930	41.37	12.78	H	54.15	73.98	19.83	PK
15930	29.17	12.78	H	41.95	53.98	12.03	AV

Band :	UNII 2C		Operation Mode :	802.11ax_HE40 MCS0 484T RU65			
CH.102	5510 MHz		Transfer Rate :	MCS0			
Frequency [MHz]	Measured value [dBμV]	CL+AF+DF-AG [dB]	ANT. POL [H/V]	Total [dBμV/m]	Limit [dBμV/m]	Margin [dB]	Measurement Type
11020	43.20	9.09	V	52.29	73.98	21.69	PK
11020	30.52	9.09	V	39.61	53.98	14.37	AV
16530	42.20	11.64	V	53.84	68.20	14.36	PK
11020	43.54	9.09	H	52.63	73.98	21.35	PK
11020	30.74	9.09	H	39.83	53.98	14.15	AV
16530	42.15	11.64	H	53.79	68.20	14.41	PK

Band :	UNII 2C		Operation Mode :	802.11ax_HE40 MCS0 484T RU65			
CH.110	5550 MHz		Transfer Rate :	MCS0			
Frequency [MHz]	Measured value [dBμV]	CL+AF+DF-AG [dB]	ANT. POL [H/V]	Total [dBμV/m]	Limit [dBμV/m]	Margin [dB]	Measurement Type
11100	42.72	9.37	V	52.09	73.98	21.89	PK
11100	30.49	9.37	V	39.86	53.98	14.12	AV
16650	42.53	11.75	V	54.28	68.20	13.92	PK
11100	42.74	9.37	H	52.11	73.98	21.87	PK
11100	30.62	9.37	H	39.99	53.98	13.99	AV
16650	42.36	11.75	H	54.11	68.20	14.09	PK

Band :	UNII 2C		Operation Mode :	802.11ax_HE40 MCS0 484T RU65			
CH.142	5710 MHz		Transfer Rate :	MCS0			
Frequency [MHz]	Measured value [dBμV]	CL+AF+DF-AG [dB]	ANT. POL [H/V]	Total [dBμV/m]	Limit [dBμV/m]	Margin [dB]	Measurement Type
11420	42.65	10.69	V	53.34	73.98	20.64	PK
11420	30.21	10.69	V	40.90	53.98	13.08	AV
17130	41.64	11.65	V	53.29	68.20	14.91	PK
11420	43.24	10.69	H	53.93	73.98	20.05	PK
11420	30.68	10.69	H	41.37	53.98	12.61	AV
17130	41.99	11.65	H	53.64	68.20	14.56	PK

The report shall not be (partly) reproduced except in full without approval of the laboratory.

Band :	UNII 3		Operation Mode :	802.11ax_HE40 MCS0 484T RU65			
CH.151	5755 MHz		Transfer Rate :	MCS0			
Frequency [MHz]	Measured value [dBμV]	CL+AF+DF-AG [dB]	ANT. POL [H/V]	Total [dBμV/m]	Limit [dBμV/m]	Margin [dB]	Measurement Type
11510	42.81	10.15	V	52.96	73.98	21.02	PK
11510	30.66	10.15	V	40.81	53.98	13.17	AV
17265	41.35	11.96	V	53.31	68.20	14.89	PK
11510	43.23	10.15	H	53.38	73.98	20.60	PK
11510	30.53	10.15	H	40.68	53.98	13.30	AV
17265	41.60	11.96	H	53.56	68.20	14.64	PK

Band :	UNII 3		Operation Mode :	802.11ax_HE40 MCS0 484T RU65			
CH.159	5795 MHz		Transfer Rate :	MCS0			
Frequency [MHz]	Measured value [dBμV]	CL+AF+DF-AG [dB]	ANT. POL [H/V]	Total [dBμV/m]	Limit [dBμV/m]	Margin [dB]	Measurement Type
11590	42.90	9.31	V	52.21	73.98	21.77	PK
11590	30.24	9.31	V	39.55	53.98	14.43	AV
17385	41.37	12.80	V	54.17	68.20	14.03	PK
11590	42.94	9.31	H	52.25	73.98	21.73	PK
11590	30.66	9.31	H	39.97	53.98	14.01	AV
17385	41.55	12.80	H	54.35	68.20	13.85	PK

Band :	UNII 4		Operation Mode :	802.11ax_HE40 MCS0 484T RU65			
CH.167	5835 MHz		Transfer Rate :	MCS0			
Frequency [MHz]	Measured value [dBμV]	CL+AF+DF-AG [dB]	ANT. POL [H/V]	Total [dBμV/m]	Limit [dBμV/m]	Margin [dB]	Measurement Type
11670	43.19	9.21	V	52.40	73.98	21.58	PK
11670	30.44	9.21	V	39.65	53.98	14.33	AV
17505	40.74	14.12	V	54.86	68.20	13.34	PK
11670	43.20	9.21	H	52.41	73.98	21.57	PK
11670	30.46	9.21	H	39.67	53.98	14.31	AV
17505	40.85	14.12	H	54.97	68.20	13.23	PK

Band :	UNII 4		Operation Mode :	802.11ax_HE40 MCS0 484T RU65			
CH.175	5875 MHz		Transfer Rate :	MCS0			
Frequency [MHz]	Measured value [dBμV]	CL+AF+DF-AG [dB]	ANT. POL [H/V]	Total [dBμV/m]	Limit [dBμV/m]	Margin [dB]	Measurement Type
11750	43.44	8.97	V	52.41	73.98	21.57	PK
11750	30.95	8.97	V	39.92	53.98	14.06	AV
17625	41.44	14.69	V	56.13	68.20	12.07	PK
11750	43.17	8.97	H	52.14	73.98	21.84	PK
11750	30.84	8.97	H	39.81	53.98	14.17	AV
17625	41.91	14.69	H	56.60	68.20	11.60	PK

Band :	UNII 1		Operation Mode :	802.11ax_HE40 MCS0 26T RU9			
CH.38	5190 MHz		Transfer Rate :	MCS0			
Frequency [MHz]	Measured value [dBμV]	CL+AF+DF-AG [dB]	ANT. POL [H/V]	Total [dBμV/m]	Limit [dBμV/m]	Margin [dB]	Measurement Type
10380	53.13	7.62	V	60.75	68.20	7.45	PK
15570	41.00	13.03	V	54.03	73.98	19.95	PK
15570	28.44	13.03	V	41.47	53.98	12.51	AV
10380	51.28	7.62	H	58.90	68.20	9.30	PK
15570	40.78	13.03	H	53.81	73.98	20.17	PK
15570	28.68	13.03	H	41.71	53.98	12.27	AV

The report shall not be (partly) reproduced except in full without approval of the laboratory.

Band :	UNII 1		Operation Mode :		802.11ax_HE40 MCS0 26T RU9		
CH.46	5230 MHz		Transfer Rate :		MCS0		
Frequency [MHz]	Measured value [dBμV]	CL+AF+DF-AG [dB]	ANT. POL [H/V]	Total [dBμV/m]	Limit [dBμV/m]	Margin [dB]	Measurement Type
10460	50.39	8.01	V	58.40	68.20	9.80	PK
15690	40.51	13.18	V	53.69	73.98	20.29	PK
15690	28.18	13.18	V	41.36	53.98	12.62	AV
10460	49.25	8.01	H	57.26	68.20	10.94	PK
15690	40.75	13.18	H	53.93	73.98	20.05	PK
15690	28.28	13.18	H	41.46	53.98	12.52	AV

Band :	UNII 2A		Operation Mode :		802.11ax_HE40 MCS0 26T RU9		
CH.54	5270 MHz		Transfer Rate :		MCS0		
Frequency [MHz]	Measured value [dBμV]	CL+AF+DF-AG [dB]	ANT. POL [H/V]	Total [dBμV/m]	Limit [dBμV/m]	Margin [dB]	Measurement Type
10540	48.73	9.19	V	57.92	68.20	10.28	PK
15810	41.51	13.20	V	54.71	73.98	19.27	PK
15810	29.26	13.20	V	42.46	53.98	11.52	AV
10540	46.36	9.19	H	55.55	68.20	12.65	PK
15810	41.93	13.20	H	55.13	73.98	18.85	PK
15810	29.33	13.20	H	42.53	53.98	11.45	AV

Band :	UNII 2A		Operation Mode :		802.11ax_HE40 MCS0 26T RU9		
CH.62	5310 MHz		Transfer Rate :		MCS0		
Frequency [MHz]	Measured value [dBμV]	CL+AF+DF-AG [dB]	ANT. POL [H/V]	Total [dBμV/m]	Limit [dBμV/m]	Margin [dB]	Measurement Type
10620	49.22	9.82	V	59.04	73.98	14.94	PK
10620	32.15	9.82	V	41.97	53.98	12.01	AV
15930	41.50	12.78	V	54.28	73.98	19.70	PK
15930	29.24	12.78	V	42.02	53.98	11.96	AV
10620	45.94	9.82	H	55.76	73.98	18.22	PK
10620	31.72	9.82	H	41.54	53.98	12.44	AV
15930	41.61	12.78	H	54.39	73.98	19.59	PK
15930	29.37	12.78	H	42.15	53.98	11.83	AV

Band :	UNII 2C		Operation Mode :		802.11ax_HE40 MCS0 26T RU9		
CH.102	5510 MHz		Transfer Rate :		MCS0		
Frequency [MHz]	Measured value [dBμV]	CL+AF+DF-AG [dB]	ANT. POL [H/V]	Total [dBμV/m]	Limit [dBμV/m]	Margin [dB]	Measurement Type
11020	43.16	9.09	V	52.25	73.98	21.73	PK
11020	30.40	9.09	V	39.49	53.98	14.49	AV
16530	42.64	11.64	V	54.28	68.20	13.92	PK
11020	42.96	9.09	H	52.05	73.98	21.93	PK
11020	30.68	9.09	H	39.77	53.98	14.21	AV
16530	42.13	11.64	H	53.77	68.20	14.43	PK

Band :	UNII 2C		Operation Mode :		802.11ax_HE40 MCS0 26T RU9		
CH.110	5550 MHz		Transfer Rate :		MCS0		
Frequency [MHz]	Measured value [dBμV]	CL+AF+DF-AG [dB]	ANT. POL [H/V]	Total [dBμV/m]	Limit [dBμV/m]	Margin [dB]	Measurement Type
11100	43.13	9.37	V	52.50	73.98	21.48	PK
11100	30.51	9.37	V	39.88	53.98	14.10	AV
16650	42.14	11.75	V	53.89	68.20	14.31	PK
11100	42.70	9.37	H	52.07	73.98	21.91	PK
11100	30.60	9.37	H	39.97	53.98	14.01	AV
16650	42.10	11.75	H	53.85	68.20	14.35	PK

The report shall not be (partly) reproduced except in full without approval of the laboratory.

Band :	UNII 2C		Operation Mode :		802.11ax_HE40 MCS0 26T RU9		
CH.142	5710 MHz		Transfer Rate :		MCS0		
Frequency [MHz]	Measured value [dBμV]	CL+AF+DF-AG [dB]	ANT. POL [H/V]	Total [dBμV/m]	Limit [dBμV/m]	Margin [dB]	Measurement Type
11420	42.47	10.69	V	53.16	73.98	20.82	PK
11420	30.26	10.69	V	40.95	53.98	13.03	AV
17130	41.90	11.65	V	53.55	68.20	14.65	PK
11420	43.16	10.69	H	53.85	73.98	20.13	PK
11420	30.37	10.69	H	41.06	53.98	12.92	AV
17130	42.73	11.65	H	54.38	68.20	13.82	PK

Band :	UNII 3		Operation Mode :		802.11ax_HE40 MCS0 26T RU9		
CH.151	5755 MHz		Transfer Rate :		MCS0		
Frequency [MHz]	Measured value [dBμV]	CL+AF+DF-AG [dB]	ANT. POL [H/V]	Total [dBμV/m]	Limit [dBμV/m]	Margin [dB]	Measurement Type
11510	43.04	10.15	V	53.19	73.98	20.79	PK
11510	30.62	10.15	V	40.77	53.98	13.21	AV
17265	41.55	11.96	V	53.51	68.20	14.69	PK
11510	43.15	10.15	H	53.30	73.98	20.68	PK
11510	30.72	10.15	H	40.87	53.98	13.11	AV
17265	41.62	11.96	H	53.58	68.20	14.62	PK

Band :	UNII 3		Operation Mode :		802.11ax_HE40 MCS0 26T RU9		
CH.159	5795 MHz		Transfer Rate :		MCS0		
Frequency [MHz]	Measured value [dBμV]	CL+AF+DF-AG [dB]	ANT. POL [H/V]	Total [dBμV/m]	Limit [dBμV/m]	Margin [dB]	Measurement Type
11590	43.00	9.31	V	52.31	73.98	21.67	PK
11590	30.27	9.31	V	39.58	53.98	14.40	AV
17385	41.30	12.80	V	54.10	68.20	14.10	PK
11590	43.33	9.31	H	52.64	73.98	21.34	PK
11590	30.46	9.31	H	39.77	53.98	14.21	AV
17385	41.53	12.80	H	54.33	68.20	13.87	PK

Band :	UNII 4		Operation Mode :		802.11ax_HE40 MCS0 26T RU9		
CH.167	5835 MHz		Transfer Rate :		MCS0		
Frequency [MHz]	Measured value [dBμV]	CL+AF+DF-AG [dB]	ANT. POL [H/V]	Total [dBμV/m]	Limit [dBμV/m]	Margin [dB]	Measurement Type
11670	42.73	9.21	V	51.94	73.98	22.04	PK
11670	30.32	9.21	V	39.53	53.98	14.45	AV
17505	41.50	14.12	V	55.62	68.20	12.58	PK
11670	43.19	9.21	H	52.40	73.98	21.58	PK
11670	30.46	9.21	H	39.67	53.98	14.31	AV
17505	40.85	14.12	H	54.97	68.20	13.23	PK

Band :	UNII 4		Operation Mode :		802.11ax_HE40 MCS0 26T RU9		
CH.175	5875 MHz		Transfer Rate :		MCS0		
Frequency [MHz]	Measured value [dBμV]	CL+AF+DF-AG [dB]	ANT. POL [H/V]	Total [dBμV/m]	Limit [dBμV/m]	Margin [dB]	Measurement Type
11750	42.98	8.97	V	51.95	73.98	22.03	PK
11750	30.91	8.97	V	39.88	53.98	14.10	AV
17625	41.49	14.69	V	56.18	68.20	12.02	PK
11750	43.48	8.97	H	52.45	73.98	21.53	PK
11750	31.07	8.97	H	40.04	53.98	13.94	AV
17625	41.87	14.69	H	56.56	68.20	11.64	PK

The report shall not be (partly) reproduced except in full without approval of the laboratory.

Band :	UNII 1		Operation Mode :		802.11ax_HE80 MCS0 SU		
CH.42	5210 MHz		Transfer Rate :		MCS0		
Frequency [MHz]	Measured value [dBμV]	CL+AF+DF-AG [dB]	ANT. POL [H/V]	Total [dBμV/m]	Limit [dBμV/m]	Margin [dB]	Measurement Type
10420	47.14	8.07	V	55.21	68.20	12.99	PK
15630	40.80	12.94	V	53.74	73.98	20.24	PK
15630	29.55	12.94	V	42.49	53.98	11.49	AV
10420	46.27	8.07	H	54.34	68.20	13.86	PK
15630	41.29	12.94	H	54.23	73.98	19.75	PK
15630	29.76	12.94	H	42.70	53.98	11.28	AV

Band :	UNII 2A		Operation Mode :		802.11ax_HE80 MCS0 SU		
CH.58	5290 MHz		Transfer Rate :		MCS0		
Frequency [MHz]	Measured value [dBμV]	CL+AF+DF-AG [dB]	ANT. POL [H/V]	Total [dBμV/m]	Limit [dBμV/m]	Margin [dB]	Measurement Type
10580	45.58	8.99	V	54.57	68.20	13.63	PK
15870	41.50	13.68	V	55.18	73.98	18.80	PK
15870	30.11	13.68	V	43.79	53.98	10.19	AV
10580	44.85	8.99	H	53.84	68.20	14.36	PK
15870	41.77	13.68	H	55.45	73.98	18.53	PK
15870	30.24	13.68	H	43.92	53.98	10.06	AV

Band :	UNII 2C		Operation Mode :		802.11ax_HE80 MCS0 SU		
CH.106	5530 MHz		Transfer Rate :		MCS0		
Frequency [MHz]	Measured value [dBμV]	CL+AF+DF-AG [dB]	ANT. POL [H/V]	Total [dBμV/m]	Limit [dBμV/m]	Margin [dB]	Measurement Type
11060	43.31	9.89	V	53.20	73.98	20.78	PK
11060	31.45	9.89	V	41.34	53.98	12.64	AV
16590	42.29	11.26	V	53.55	68.20	14.65	PK
11060	43.46	9.89	H	53.35	73.98	20.63	PK
11060	31.64	9.89	H	41.53	53.98	12.45	AV
16590	42.64	11.26	H	53.90	68.20	14.30	PK

Band :	UNII 2C		Operation Mode :		802.11ax_HE80 MCS0 SU		
CH.122	5610 MHz		Transfer Rate :		MCS0		
Frequency [MHz]	Measured value [dBμV]	CL+AF+DF-AG [dB]	ANT. POL [H/V]	Total [dBμV/m]	Limit [dBμV/m]	Margin [dB]	Measurement Type
11220	42.76	10.10	V	52.86	73.98	21.12	PK
11220	31.34	10.10	V	41.44	53.98	12.54	AV
16830	42.22	11.42	V	53.64	68.20	14.56	PK
11220	43.07	10.10	H	53.17	73.98	20.81	PK
11220	31.22	10.10	H	41.32	53.98	12.66	AV
16830	42.13	11.42	H	53.55	68.20	14.65	PK

Band :	UNII 2C		Operation Mode :		802.11ax_HE80 MCS0 SU		
CH.138	5690 MHz		Transfer Rate :		MCS0		
Frequency [MHz]	Measured value [dBμV]	CL+AF+DF-AG [dB]	ANT. POL [H/V]	Total [dBμV/m]	Limit [dBμV/m]	Margin [dB]	Measurement Type
11380	42.65	9.66	V	52.31	73.98	21.67	PK
11380	31.63	9.66	V	41.29	53.98	12.69	AV
17070	42.10	11.04	V	53.14	68.20	15.06	PK
11380	43.04	9.66	H	52.70	73.98	21.28	PK
11380	31.68	9.66	H	41.34	53.98	12.64	AV
17070	41.62	11.04	H	52.66	68.20	15.54	PK

The report shall not be (partly) reproduced except in full without approval of the laboratory.

Band :	UNII 3		Operation Mode :		802.11ax_HE80 MCS0 SU		
CH.155	5775 MHz		Transfer Rate :		MCS0		
Frequency [MHz]	Measured value [dBμV]	CL+AF+DF-AG [dB]	ANT. POL [H/V]	Total [dBμV/m]	Limit [dBμV/m]	Margin [dB]	Measurement Type
11550	43.12	9.40	V	52.52	73.98	21.46	PK
11550	31.59	9.40	V	40.99	53.98	12.99	AV
17325	42.16	12.52	V	54.68	68.20	13.52	PK
11550	43.51	9.40	H	52.91	73.98	21.07	PK
11550	31.21	9.40	H	40.61	53.98	13.37	AV
17325	41.78	12.52	H	54.30	68.20	13.90	PK

Band :	UNII 4		Operation Mode :		802.11ax_HE80 MCS0 SU		
CH.171	5855 MHz		Transfer Rate :		MCS0		
Frequency [MHz]	Measured value [dBμV]	CL+AF+DF-AG [dB]	ANT. POL [H/V]	Total [dBμV/m]	Limit [dBμV/m]	Margin [dB]	Measurement Type
11710	43.93	9.27	V	53.20	73.98	20.78	PK
11710	31.74	9.27	V	41.01	53.98	12.97	AV
17565	42.09	14.11	V	56.20	68.20	12.00	PK
11710	42.73	9.27	H	52.00	73.98	21.98	PK
11710	31.45	9.27	H	40.72	53.98	13.26	AV
17565	41.71	14.11	H	55.82	68.20	12.38	PK

Band :	UNII 1		Operation Mode :		802.11ax_HE80 MCS0 26T RU18		
CH.42	5210 MHz		Transfer Rate :		MCS0		
Frequency [MHz]	Measured value [dBμV]	CL+AF+DF-AG [dB]	ANT. POL [H/V]	Total [dBμV/m]	Limit [dBμV/m]	Margin [dB]	Measurement Type
10420	50.92	8.07	V	58.99	68.20	9.21	PK
15630	41.50	12.94	V	54.44	73.98	19.54	PK
15630	29.60	12.94	V	42.54	53.98	11.44	AV
10420	50.14	8.07	H	58.21	68.20	9.99	PK
15630	40.66	12.94	H	53.60	73.98	20.38	PK
15630	29.63	12.94	H	42.57	53.98	11.41	AV

Band :	UNII 2A		Operation Mode :		802.11ax_HE80 MCS0 26T RU18		
CH.58	5290 MHz		Transfer Rate :		MCS0		
Frequency [MHz]	Measured value [dBμV]	CL+AF+DF-AG [dB]	ANT. POL [H/V]	Total [dBμV/m]	Limit [dBμV/m]	Margin [dB]	Measurement Type
10580	49.14	8.99	V	58.13	68.20	10.07	PK
15870	41.45	13.68	V	55.13	73.98	18.85	PK
15870	30.21	13.68	V	43.89	53.98	10.09	AV
10580	45.17	8.99	H	54.16	68.20	14.04	PK
15870	41.60	13.68	H	55.28	73.98	18.70	PK
15870	30.25	13.68	H	43.93	53.98	10.05	AV

Band :	UNII 2C		Operation Mode :		802.11ax_HE80 MCS0 26T RU18		
CH.106	5530 MHz		Transfer Rate :		MCS0		
Frequency [MHz]	Measured value [dBμV]	CL+AF+DF-AG [dB]	ANT. POL [H/V]	Total [dBμV/m]	Limit [dBμV/m]	Margin [dB]	Measurement Type
11060	42.84	9.89	V	52.73	73.98	21.25	PK
11060	31.54	9.89	V	41.43	53.98	12.55	AV
16590	42.21	11.26	V	53.47	68.20	14.73	PK
11060	43.26	9.89	H	53.15	73.98	20.83	PK
11060	31.66	9.89	H	41.55	53.98	12.43	AV
16590	42.37	11.26	H	53.63	68.20	14.57	PK

The report shall not be (partly) reproduced except in full without approval of the laboratory.

Band :	UNII 2C		Operation Mode :		802.11ax_HE80 MCS0 26T RU18		
CH.122	5610 MHz		Transfer Rate :		MCS0		
Frequency [MHz]	Measured value [dBμV]	CL+AF+DF-AG [dB]	ANT. POL [H/V]	Total [dBμV/m]	Limit [dBμV/m]	Margin [dB]	Measurement Type
11220	42.63	10.10	V	52.73	73.98	21.25	PK
11220	31.37	10.10	V	41.47	53.98	12.51	AV
16830	42.44	11.42	V	53.86	68.20	14.34	PK
11220	43.09	10.10	H	53.19	73.98	20.79	PK
11220	31.64	10.10	H	41.74	53.98	12.24	AV
16830	42.09	11.42	H	53.51	68.20	14.69	PK

Band :	UNII 2C		Operation Mode :		802.11ax_HE80 MCS0 26T RU18		
CH.138	5690 MHz		Transfer Rate :		MCS0		
Frequency [MHz]	Measured value [dBμV]	CL+AF+DF-AG [dB]	ANT. POL [H/V]	Total [dBμV/m]	Limit [dBμV/m]	Margin [dB]	Measurement Type
11380	43.02	9.66	V	52.68	73.98	21.30	PK
11380	31.52	9.66	V	41.18	53.98	12.80	AV
17070	42.42	11.04	V	53.46	68.20	14.74	PK
11380	43.04	9.66	H	52.70	73.98	21.28	PK
11380	31.56	9.66	H	41.22	53.98	12.76	AV
17070	41.54	11.04	H	52.58	68.20	15.62	PK

Band :	UNII 3		Operation Mode :		802.11ax_HE80 MCS0 26T RU18		
CH.155	5775 MHz		Transfer Rate :		MCS0		
Frequency [MHz]	Measured value [dBμV]	CL+AF+DF-AG [dB]	ANT. POL [H/V]	Total [dBμV/m]	Limit [dBμV/m]	Margin [dB]	Measurement Type
11550	43.06	9.40	V	52.46	73.98	21.52	PK
11550	31.56	9.40	V	40.96	53.98	13.02	AV
17325	41.85	12.52	V	54.37	68.20	13.83	PK
11550	42.93	9.40	H	52.33	73.98	21.65	PK
11550	31.22	9.40	H	40.62	53.98	13.36	AV
17325	41.94	12.52	H	54.46	68.20	13.74	PK

Band :	UNII 4		Operation Mode :		802.11ax_HE80 MCS0 26T RU18		
CH.171	5855 MHz		Transfer Rate :		MCS0		
Frequency [MHz]	Measured value [dBμV]	CL+AF+DF-AG [dB]	ANT. POL [H/V]	Total [dBμV/m]	Limit [dBμV/m]	Margin [dB]	Measurement Type
11710	43.19	9.27	V	52.46	73.98	21.52	PK
11710	31.64	9.27	V	40.91	53.98	13.07	AV
17565	41.42	14.11	V	55.53	68.20	12.67	PK
11710	42.87	9.27	H	52.14	73.98	21.84	PK
11710	31.46	9.27	H	40.73	53.98	13.25	AV
17565	41.45	14.11	H	55.56	68.20	12.64	PK

Band :	UNII 1&2A		Operation Mode :		802.11ax_HE160 MCS0 2x996T RU68		
CH.50	5250 MHz		Transfer Rate :		MCS0		
Frequency [MHz]	Measured value [dBμV]	CL+AF+DF-AG [dB/m]	ANT. POL [H/V]	Total [dBμV/m]	Limit [dBμV/m]	Margin [dB]	Measurement Type
10500	45.37	8.17	V	53.54	68.20	14.66	PK
15750	41.59	13.34	V	54.93	73.98	19.05	PK
15750	30.22	13.34	V	43.56	53.98	10.42	AV
10500	44.84	8.17	H	53.01	68.20	15.19	PK
15750	41.12	13.34	H	54.46	73.98	19.52	PK
15750	30.49	13.34	H	43.83	53.98	10.15	AV

The report shall not be (partly) reproduced except in full without approval of the laboratory.

Band :	UNII 2C		Operation Mode :	802.11ax_HE160 MCS0 2x996T RU68			
CH.114	5570 MHz		Transfer Rate :	MCS0			
Frequency [MHz]	Measured value [dBμV]	CL+AF+DF-AG [dB/m]	ANT. POL [H/V]	Total [dBμV/m]	Limit [dBμV/m]	Margin [dB]	Measurement Type
11140	42.69	10.15	V	52.84	73.98	21.14	PK
11140	31.47	10.15	V	41.62	53.98	12.36	AV
16710	42.22	10.79	V	53.01	68.20	15.19	PK
11140	43.26	10.15	H	53.41	73.98	20.57	PK
11140	31.42	10.15	H	41.57	53.98	12.41	AV
16710	42.28	10.79	H	53.07	68.20	15.13	PK

Band :	UNII 3&4		Operation Mode :	802.11ax_HE160 MCS0 2x996T RU68			
CH.163	5815 MHz		Transfer Rate :	MCS0			
Frequency [MHz]	Measured value [dBμV]	CL+AF+DF-AG [dB/m]	ANT. POL [H/V]	Total [dBμV/m]	Limit [dBμV/m]	Margin [dB]	Measurement Type
11630	43.00	9.23	V	52.23	73.98	21.75	PK
11630	31.50	9.23	V	40.73	53.98	13.25	AV
17445	41.79	13.50	V	55.29	68.20	12.91	PK
11630	42.80	9.23	H	52.03	73.98	21.95	PK
11630	31.56	9.23	H	40.79	53.98	13.19	AV
17445	41.42	13.50	H	54.92	68.20	13.28	PK

Band :	UNII 1&2A		Operation Mode :	802.11ax_HE160(80L) MCS0 26T RU18			
CH.50	5250 MHz		Transfer Rate :	MCS0			
Frequency [MHz]	Measured value [dBμV]	CL+AF+DF-AG [dB/m]	ANT. POL [H/V]	Total [dBμV/m]	Limit [dBμV/m]	Margin [dB]	Measurement Type
10500	49.80	8.17	V	57.97	68.20	10.23	PK
15750	41.21	13.34	V	54.55	73.98	19.43	PK
15750	30.31	13.34	V	43.65	53.98	10.33	AV
10500	47.33	8.17	H	55.50	68.20	12.70	PK
15750	41.20	13.34	H	54.54	73.98	19.44	PK
15750	30.15	13.34	H	43.49	53.98	10.49	AV

Band :	UNII 2C		Operation Mode :	802.11ax_HE160(80L) MCS0 26T RU18			
CH.114	5570 MHz		Transfer Rate :	MCS0			
Frequency [MHz]	Measured value [dBμV]	CL+AF+DF-AG [dB/m]	ANT. POL [H/V]	Total [dBμV/m]	Limit [dBμV/m]	Margin [dB]	Measurement Type
11140	43.02	10.15	V	53.17	73.98	20.81	PK
11140	32.06	10.15	V	42.21	53.98	11.77	AV
16710	42.55	10.79	V	53.34	68.20	14.86	PK
11140	43.36	10.15	H	53.51	73.98	20.47	PK
11140	31.44	10.15	H	41.59	53.98	12.39	AV
16710	42.24	10.79	H	53.03	68.20	15.17	PK

Band :	UNII 3&4		Operation Mode :	802.11ax_HE160(80L) MCS0 26T RU18			
CH.163	5815 MHz		Transfer Rate :	MCS0			
Frequency [MHz]	Measured value [dBμV]	CL+AF+DF-AG [dB/m]	ANT. POL [H/V]	Total [dBμV/m]	Limit [dBμV/m]	Margin [dB]	Measurement Type
11630	42.79	9.23	V	52.02	73.98	21.96	PK
11630	32.03	9.23	V	41.26	53.98	12.72	AV
17445	41.77	13.50	V	55.27	68.20	12.93	PK
11630	43.12	9.23	H	52.35	73.98	21.63	PK
11630	31.63	9.23	H	40.86	53.98	13.12	AV
17445	42.28	13.50	H	55.78	68.20	12.42	PK

The report shall not be (partly) reproduced except in full without approval of the laboratory.

▣ Test Plots_[MIMO_CDD(Ant.1+ Ant.2)]

242 Tones RU 61

Radiated Spurious Emissions plot – Peak result (802.11ax HE20, Ch.40 2nd Spurious Emission, X-V)

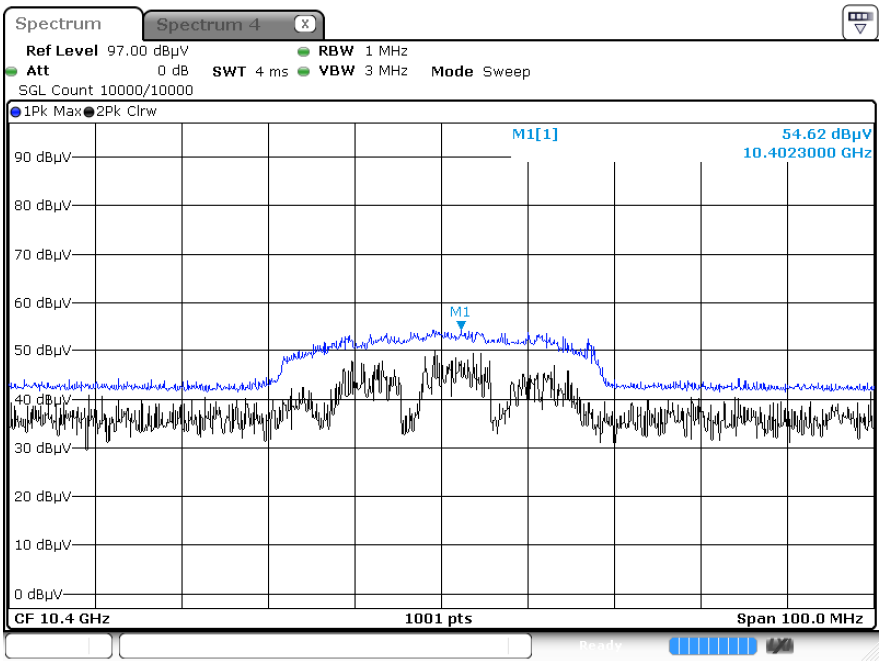

Note: Only the worst case plots for Radiated Spurious Emissions.

The report shall not be (partly) reproduced except in full without approval of the laboratory.

10.9 RADIATED RESTRICTED BAND EDGE

Note : # Integration method Used (KDB 789033 D02 v02r01 Section 3) d) (ii)

[MIMO_CDD(Ant.1+ Ant.2)]

802.11ax(MCS0)		HE20			242T		
Channel	CH 36	5180 MHz	UNII1		RU offset		61
Frequency	Measured Value	CL+AF+DF-AG	ANT. POL	Total	Limit	Margin	Measurement
[MHz]	[dBμV]	[dB/m]	[H/V]	[dBμV/m]	[dBμV/m]	[dB]	Type
# 5150	50.55	15.98	H	66.53	73.98	7.45	PK
5150	32.33	15.98	H	48.31	53.98	5.67	AV

802.11ax(MCS0)		HE20			242T		
Channel	CH 64	5320 MHz	UNII2A		RU offset		61
Frequency	Measured Value	CL+AF+DF-AG	ANT. POL	Total	Limit	Margin	Measurement
[MHz]	[dBμV]	[dB/m]	[H/V]	[dBμV/m]	[dBμV/m]	[dB]	Type
# 5350	54.94	15.69	H	70.63	73.98	3.35	PK
5350	31.36	15.69	H	47.05	53.98	6.93	AV

802.11ax(MCS0)		HE20			242T		
Channel	CH 100	5500 MHz	UNII2C		RU offset		61
Frequency	Measured Value	CL+AF+DF-AG	ANT. POL	Total	Limit	Margin	Measurement
[MHz]	[dBμV]	[dB/m]	[H/V]	[dBμV/m]	[dBμV/m]	[dB]	Type
# 5460	46.49	16.12	H	62.61	73.98	11.37	PK
5460	29.04	16.12	H	45.16	53.98	8.82	AV
# 5470	48.70	16.12	H	64.82	68.20	3.38	PK

802.11ax(MCS0)		HE20			26T		
Channel	CH 36	5180 MHz	UNII1		RU offset		0
Frequency	Measured Value	CL+AF+DF-AG	ANT. POL	Total	Limit	Margin	Measurement
[MHz]	[dBμV]	[dB/m]	[H/V]	[dBμV/m]	[dBμV/m]	[dB]	Type
5150	45.89	15.98	H	61.87	73.98	12.11	PK
5150	30.25	15.98	H	46.23	53.98	7.75	AV

802.11ax(MCS0)		HE20			26T		
Channel	CH 64	5320 MHz	UNII2A		RU offset		8
Frequency	Measured Value	CL+AF+DF-AG	ANT. POL	Total	Limit	Margin	Measurement
[MHz]	[dBμV]	[dB/m]	[H/V]	[dBμV/m]	[dBμV/m]	[dB]	Type
# 5350	44.12	15.69	H	59.81	73.98	14.17	PK
5350	27.88	15.69	H	43.57	53.98	10.41	AV

The report shall not be (partly) reproduced except in full without approval of the laboratory.

802.11ax(MCS0)		HE20			26T		
Channel	CH 100	5500 MHz	UNII2C		RU offset		0
Frequency	Measured Value	CL+AF+DF-AG	ANT. POL	Total	Limit	Margin	Measurement
[MHz]	[dBμV]	[dB/m]	[H/V]	[dBμV/m]	[dBμV/m]	[dB]	Type
5460	47.43	16.12	H	63.55	73.98	10.43	PK
5460	27.85	16.12	H	43.97	53.98	10.01	AV
# 5470	41.22	16.12	H	57.34	68.20	10.86	PK

802.11ax(MCS0)		HE20			52T		
Channel	CH 36	5180 MHz	UNII2C		RU offset		37
Frequency	Measured Value	CL+AF+DF-AG	ANT. POL	Total	Limit	Margin	Measurement
[MHz]	[dBμV]	[dB/m]	[H/V]	[dBμV/m]	[dBμV/m]	[dB]	Type
# 5150	45.23	15.98	H	61.21	73.98	12.77	PK
5150	28.45	15.98	H	44.43	53.98	9.55	AV

802.11ax(MCS0)		HE20			52T		
Channel	CH 64	5320 MHz	UNII2C		RU offset		40
Frequency	Measured Value	CL+AF+DF-AG	ANT. POL	Total	Limit	Margin	Measurement
[MHz]	[dBμV]	[dB/m]	[H/V]	[dBμV/m]	[dBμV/m]	[dB]	Type
# 5350	44.21	15.69	H	59.90	73.98	14.08	PK
5350	28.32	15.69	H	44.01	53.98	9.97	AV

802.11ax(MCS0)		HE20			52T		
Channel	CH 100	5500 MHz	UNII2C		RU offset		37
Frequency	Measured Value	CL+AF+DF-AG	ANT. POL	Total	Limit	Margin	Measurement
[MHz]	[dBμV]	[dB/m]	[H/V]	[dBμV/m]	[dBμV/m]	[dB]	Type
# 5460	43.35	16.12	H	59.47	73.98	14.51	PK
5460	27.83	16.12	H	43.95	53.98	10.03	AV
# 5470	45.62	16.12	H	61.74	68.20	6.46	PK

802.11ax(MCS0)		HE20			106T		
Channel	CH 36	5180 MHz	UNII1		RU offset		53
Frequency	Measured Value	CL+AF+DF-AG	ANT. POL	Total	Limit	Margin	Measurement
[MHz]	[dBμV]	[dB/m]	[H/V]	[dBμV/m]	[dBμV/m]	[dB]	Type
# 5150	48.65	15.98	H	64.63	73.98	9.35	PK
5150	29.55	15.98	H	45.53	53.98	8.45	AV

The report shall not be (partly) reproduced except in full without approval of the laboratory.

802.11ax(MCS0)		HE20			106T		
Channel	CH 64	5320 MHz	UNII2A		RU offset		54
Frequency	Measured Value	CL+AF+DF-AG	ANT. POL	Total	Limit	Margin	Measurement
[MHz]	[dBμV]	[dB/m]	[H/V]	[dBμV/m]	[dBμV/m]	[dB]	Type
# 5350	53.62	15.69	H	69.31	73.98	4.67	PK
5350	29.95	15.69	H	45.64	53.98	8.34	AV

802.11ax(MCS0)		HE20			106T		
Channel	CH 100	5500 MHz	UNII2C		RU offset		53
Frequency	Measured Value	CL+AF+DF-AG	ANT. POL	Total	Limit	Margin	Measurement
[MHz]	[dBμV]	[dB/m]	[H/V]	[dBμV/m]	[dBμV/m]	[dB]	Type
# 5460	45.67	16.12	H	61.79	73.98	12.19	PK
5460	28.87	16.12	H	44.99	53.98	8.99	AV
# 5470	49.44	16.12	H	65.56	68.20	2.64	PK

802.11ax(MCS0)		HE20			SU		
Channel	CH 36	5180 MHz	UNII1				
Frequency	Measured Value	CL+AF+DF-AG	ANT. POL	Total	Limit	Margin	Measurement
[MHz]	[dBμV]	[dB/m]	[H/V]	[dBμV/m]	[dBμV/m]	[dB]	Type
# 5150	50.44	15.98	H	66.42	73.98	7.56	PK
5150	32.52	15.98	H	48.5	53.98	5.48	AV

802.11ax(MCS0)		HE20			SU		
Channel	CH 64	5180 MHz	UNII2A				
Frequency	Measured Value	CL+AF+DF-AG	ANT. POL	Total	Limit	Margin	Measurement
[MHz]	[dBμV]	[dB/m]	[H/V]	[dBμV/m]	[dBμV/m]	[dB]	Type
# 5350	55.06	15.69	H	70.75	73.98	3.23	PK
5350	31.49	15.69	H	47.18	53.98	6.80	AV

802.11ax(MCS0)		HE20			SU		
Channel	CH 100	5180 MHz	UNII2C				
Frequency	Measured Value	CL+AF+DF-AG	ANT. POL	Total	Limit	Margin	Measurement
[MHz]	[dBμV]	[dB/m]	[H/V]	[dBμV/m]	[dBμV/m]	[dB]	Type
# 5460	46.15	16.12	H	62.27	73.98	11.71	PK
5460	29.12	16.12	H	45.24	53.98	8.74	AV
# 5470	48.56	16.12	H	64.68	68.20	3.52	PK

The report shall not be (partly) reproduced except in full without approval of the laboratory.

802.11ax(MCS0)		HE40			484T		
Channel	CH 38	5190 MHz	UNII1		RU offset		65
Frequency	Measured Value	CL+AF+DF-AG	ANT. POL	Total	Limit	Margin	Measurement
[MHz]	[dBμV]	[dB/m]	[H/V]	[dBμV/m]	[dBμV/m]	[dB]	Type
# 5150	51.35	15.98	H	67.33	73.98	6.65	PK
5150	31.27	15.98	H	47.25	53.98	6.73	AV

802.11ax(MCS0)		HE40			484T		
Channel	CH 62	5310 MHz	UNII2A		RU offset		65
Frequency	Measured Value	CL+AF+DF-AG	ANT. POL	Total	Limit	Margin	Measurement
[MHz]	[dBμV]	[dB/m]	[H/V]	[dBμV/m]	[dBμV/m]	[dB]	Type
# 5350	50.32	15.69	H	66.01	73.98	7.97	PK
5350	31.58	15.69	H	47.27	53.98	6.71	AV

802.11ax(MCS0)		HE40			484T		
Channel	CH 102	5510 MHz	UNII2C		RU offset		65
Frequency	Measured Value	CL+AF+DF-AG	ANT. POL	Total	Limit	Margin	Measurement
[MHz]	[dBμV]	[dB/m]	[H/V]	[dBμV/m]	[dBμV/m]	[dB]	Type
# 5460	44.57	16.12	H	60.69	73.98	13.29	PK
5460	29.76	16.12	H	45.88	53.98	8.10	AV
# 5470	47.97	16.12	H	64.09	68.20	4.11	PK

802.11ax(MCS0)		HE40			26T		
Channel	CH 38	5190 MHz	UNII1		RU offset		0
Frequency	Measured Value	CL+AF+DF-AG	ANT. POL	Total	Limit	Margin	Measurement
[MHz]	[dBμV]	[dB/m]	[H/V]	[dBμV/m]	[dBμV/m]	[dB]	Type
5150	48.68	15.98	H	64.66	73.98	9.32	PK
5150	28.77	15.98	H	44.75	53.98	9.23	AV

802.11ax(MCS0)		HE40			26T		
Channel	CH 62	5310 MHz	UNII2A		RU offset		17
Frequency	Measured Value	CL+AF+DF-AG	ANT. POL	Total	Limit	Margin	Measurement
[MHz]	[dBμV]	[dB/m]	[H/V]	[dBμV/m]	[dBμV/m]	[dB]	Type
# 5350	44.62	15.69	H	60.31	73.98	13.67	PK
5350	28.12	15.69	H	43.81	53.98	10.17	AV

The report shall not be (partly) reproduced except in full without approval of the laboratory.

802.11ax(MCS0)		HE40			26T		
Channel	CH 102	5510 MHz	UNII2C		RU offset		0
Frequency	Measured Value	CL+AF+DF-AG	ANT. POL	Total	Limit	Margin	Measurement
[MHz]	[dBμV]	[dB/m]	[H/V]	[dBμV/m]	[dBμV/m]	[dB]	Type
# 5460	39.62	16.12	H	55.74	73.98	18.24	PK
5460	27.69	16.12	H	43.81	53.98	10.17	AV
# 5470	42.35	16.12	H	58.47	68.20	9.73	PK

802.11ax(MCS0)		HE40			52T		
Channel	CH 38	5190 MHz	UNII1		RU offset		37
Frequency	Measured Value	CL+AF+DF-AG	ANT. POL	Total	Limit	Margin	Measurement
[MHz]	[dBμV]	[dB/m]	[H/V]	[dBμV/m]	[dBμV/m]	[dB]	Type
5150	51.32	15.98	H	67.30	73.98	6.68	PK
5150	28.62	15.98	H	44.6	53.98	9.38	AV

802.11ax(MCS0)		HE40			52T		
Channel	CH 62	5310 MHz	UNII2A		RU offset		44
Frequency	Measured Value	CL+AF+DF-AG	ANT. POL	Total	Limit	Margin	Measurement
[MHz]	[dBμV]	[dB/m]	[H/V]	[dBμV/m]	[dBμV/m]	[dB]	Type
# 5350	47.31	15.69	H	63.00	73.98	10.98	PK
5350	28.62	15.69	H	44.31	53.98	9.67	AV

802.11ax(MCS0)		HE40			52T		
Channel	CH 102	5510 MHz	UNII2C		RU offset		37
Frequency	Measured Value	CL+AF+DF-AG	ANT. POL	Total	Limit	Margin	Measurement
[MHz]	[dBμV]	[dB/m]	[H/V]	[dBμV/m]	[dBμV/m]	[dB]	Type
# 5460	41.35	16.12	H	57.47	73.98	16.51	PK
5460	28.32	16.12	H	44.44	53.98	9.54	AV
# 5470	45.68	16.12	H	61.8	68.20	6.40	PK

802.11ax(MCS0)		HE40			106T		
Channel	CH 38	5190 MHz	UNII1		RU offset		53
Frequency	Measured Value	CL+AF+DF-AG	ANT. POL	Total	Limit	Margin	Measurement
[MHz]	[dBμV]	[dB/m]	[H/V]	[dBμV/m]	[dBμV/m]	[dB]	Type
# 5150	48.66	15.98	H	64.64	73.98	9.34	PK
5150	29.44	15.98	H	45.42	53.98	8.56	AV

The report shall not be (partly) reproduced except in full without approval of the laboratory.

802.11ax(MCS0)		HE40			106T		
Channel	CH 62	5310 MHz	UNII2A		RU offset		56
Frequency	Measured Value	CL+AF+DF-AG	ANT. POL	Total	Limit	Margin	Measurement
[MHz]	[dBμV]	[dB/m]	[H/V]	[dBμV/m]	[dBμV/m]	[dB]	Type
# 5350	53.46	15.69	H	69.15	73.98	4.83	PK
5350	30.62	15.69	H	46.31	53.98	7.67	AV

802.11ax(MCS0)		HE40			106T		
Channel	CH 102	5510 MHz	UNII2C		RU offset		53
Frequency	Measured Value	CL+AF+DF-AG	ANT. POL	Total	Limit	Margin	Measurement
[MHz]	[dBμV]	[dB/m]	[H/V]	[dBμV/m]	[dBμV/m]	[dB]	Type
# 5460	44.53	16.12	H	60.65	73.98	13.33	PK
5460	28.69	16.12	H	44.81	53.98	9.17	AV
# 5470	49.08	16.12	H	65.2	68.20	3.00	PK

802.11ax(MCS0)		HE40			242T		
Channel	CH 38	5190 MHz	UNII1		RU offset		61
Frequency	Measured Value	CL+AF+DF-AG	ANT. POL	Total	Limit	Margin	Measurement
[MHz]	[dBμV]	[dB/m]	[H/V]	[dBμV/m]	[dBμV/m]	[dB]	Type
# 5150	47.23	15.98	H	63.21	73.98	10.77	PK
5150	29.65	15.98	H	45.63	53.98	8.35	AV

802.11ax(MCS0)		HE40			242T		
Channel	CH 62	5310 MHz	UNII2A		RU offset		62
Frequency	Measured Value	CL+AF+DF-AG	ANT. POL	Total	Limit	Margin	Measurement
[MHz]	[dBμV]	[dB/m]	[H/V]	[dBμV/m]	[dBμV/m]	[dB]	Type
# 5350	52.64	15.69	H	68.33	73.98	5.65	PK
5350	30.88	15.69	H	46.57	53.98	7.41	AV

802.11ax(MCS0)		HE40			242T		
Channel	CH 102	5510 MHz	UNII2C		RU offset		61
Frequency	Measured Value	CL+AF+DF-AG	ANT. POL	Total	Limit	Margin	Measurement
[MHz]	[dBμV]	[dB/m]	[H/V]	[dBμV/m]	[dBμV/m]	[dB]	Type
# 5460	47.35	16.12	H	63.47	73.98	10.51	PK
5460	29.66	16.12	H	45.78	53.98	8.20	AV
# 5470	48.65	16.12	H	64.77	68.20	3.43	PK

The report shall not be (partly) reproduced except in full without approval of the laboratory.

802.11ax(MCS0)		HE40			SU		
Channel	CH 38	5190 MHz	UNII1				
Frequency	Measured Value	CL+AF+DF-AG	ANT. POL	Total	Limit	Margin	Measurement
[MHz]	[dBμV]	[dB/m]	[H/V]	[dBμV/m]	[dBμV/m]	[dB]	Type
# 5150	46.37	15.98	H	62.35	73.98	11.63	PK
5150	31.26	15.98	H	47.24	53.98	6.74	AV

802.11ax(MCS0)		HE40			SU		
Channel	CH 62	5310 MHz	UNII2A				
Frequency	Measured Value	CL+AF+DF-AG	ANT. POL	Total	Limit	Margin	Measurement
[MHz]	[dBμV]	[dB/m]	[H/V]	[dBμV/m]	[dBμV/m]	[dB]	Type
# 5350	50.45	15.69	H	66.14	73.98	7.84	PK
5350	31.64	15.69	H	47.33	53.98	6.65	AV

802.11ax(MCS0)		HE40			SU		
Channel	CH 102	5510 MHz	UNII2C				
Frequency	Measured Value	CL+AF+DF-AG	ANT. POL	Total	Limit	Margin	Measurement
[MHz]	[dBμV]	[dB/m]	[H/V]	[dBμV/m]	[dBμV/m]	[dB]	Type
# 5460	46.17	16.12	H	62.29	73.98	11.69	PK
5460	29.46	16.12	H	45.58	53.98	8.40	AV
# 5470	48.74	16.12	H	64.86	68.20	3.34	PK

802.11ax(MCS0)		HE80			996T		
Channel	CH 42	5210 MHz	UNII1		RU offset		67
Frequency	Measured Value	CL+AF+DF-AG	ANT. POL	Total	Limit	Margin	Measurement
[MHz]	[dBμV]	[dB/m]	[H/V]	[dBμV/m]	[dBμV/m]	[dB]	Type
# 5150	51.11	15.98	H	67.09	73.98	6.89	PK
5150	33.58	15.98	H	49.56	53.98	4.42	AV

802.11ax(MCS0)		HE80			996T		
Channel	CH 58	5290 MHz	UNII2A		RU offset		67
Frequency	Measured Value	CL+AF+DF-AG	ANT. POL	Total	Limit	Margin	Measurement
[MHz]	[dBμV]	[dB/m]	[H/V]	[dBμV/m]	[dBμV/m]	[dB]	Type
# 5350	54.32	15.69	H	70.01	73.98	3.97	PK
5350	34.98	15.69	H	50.67	53.98	3.31	AV

The report shall not be (partly) reproduced except in full without approval of the laboratory.

802.11ax(MCS0)		HE80			996T		
Channel	CH 106	5530 MHz	UNII2C		RU offset		67
Frequency [MHz]	Measured Value [dBμV]	CL+AF+DF-AG [dB/m]	ANT. POL [H/V]	Total [dBμV/m]	Limit [dBμV/m]	Margin [dB]	Measurement Type
# 5460	42.11	16.12	H	58.23	73.98	15.75	PK
5460	30.69	16.12	H	46.81	53.98	7.17	AV
# 5470	48.26	16.12	H	64.38	68.20	3.82	PK

802.11ax(MCS0)		HE80			26T		
Channel	CH 42	5210 MHz	UNII1		RU offset		0
Frequency [MHz]	Measured Value [dBμV]	CL+AF+DF-AG [dB/m]	ANT. POL [H/V]	Total [dBμV/m]	Limit [dBμV/m]	Margin [dB]	Measurement Type
5150	51.28	15.98	H	67.26	73.98	6.72	PK
5150	28.62	15.98	H	44.6	53.98	9.38	AV

802.11ax(MCS0)		HE80			26T		
Channel	CH 58	5290 MHz	UNII2A		RU offset		36
Frequency [MHz]	Measured Value [dBμV]	CL+AF+DF-AG [dB/m]	ANT. POL [H/V]	Total [dBμV/m]	Limit [dBμV/m]	Margin [dB]	Measurement Type
# 5350	49.29	15.69	H	64.98	73.98	9.00	PK
5350	28.35	15.69	H	44.04	53.98	9.94	AV

802.11ax(MCS0)		HE80			26T		
Channel	CH 106	5530 MHz	UNII2C		RU offset		0
Frequency [MHz]	Measured Value [dBμV]	CL+AF+DF-AG [dB/m]	ANT. POL [H/V]	Total [dBμV/m]	Limit [dBμV/m]	Margin [dB]	Measurement Type
# 5460	45.22	16.12	H	61.34	73.98	12.64	PK
5460	27.85	16.12	H	43.97	53.98	10.01	AV
# 5470	48.22	16.12	H	64.34	68.20	3.86	PK

802.11ax(MCS0)		HE80			52T		
Channel	CH 42	5210 MHz	UNII1		RU offset		37
Frequency [MHz]	Measured Value [dBμV]	CL+AF+DF-AG [dB/m]	ANT. POL [H/V]	Total [dBμV/m]	Limit [dBμV/m]	Margin [dB]	Measurement Type
# 5150	48.07	15.98	H	64.05	73.98	9.93	PK
5150	28.56	15.98	H	44.54	53.98	9.44	AV

The report shall not be (partly) reproduced except in full without approval of the laboratory.

802.11ax(MCS0)		HE80			52T		
Channel	CH 58	5290 MHz	UNII2A		RU offset		52
Frequency	Measured Value	CL+AF+DF-AG	ANT. POL	Total	Limit	Margin	Measurement
[MHz]	[dBμV]	[dB/m]	[H/V]	[dBμV/m]	[dBμV/m]	[dB]	Type
# 5350	50.35	15.69	H	66.04	73.98	7.94	PK
5350	28.77	15.69	H	44.46	53.98	9.52	AV

802.11ax(MCS0)		HE80			52T		
Channel	CH 106	5530 MHz	UNII2C		RU offset		37
Frequency	Measured Value	CL+AF+DF-AG	ANT. POL	Total	Limit	Margin	Measurement
[MHz]	[dBμV]	[dB/m]	[H/V]	[dBμV/m]	[dBμV/m]	[dB]	Type
# 5460	46.32	16.12	H	62.44	73.98	11.54	PK
5460	27.92	16.12	H	44.04	53.98	9.94	AV
# 5470	49.02	16.12	H	65.14	68.20	3.06	PK

802.11ax(MCS0)		HE80			106T		
Channel	CH 42	5210 MHz	UNII1		RU offset		53
Frequency	Measured Value	CL+AF+DF-AG	ANT. POL	Total	Limit	Margin	Measurement
[MHz]	[dBμV]	[dB/m]	[H/V]	[dBμV/m]	[dBμV/m]	[dB]	Type
# 5150	48.13	15.98	H	64.11	73.98	9.87	PK
5150	29.45	15.98	H	45.43	53.98	8.55	AV

802.11ax(MCS0)		HE80			106T		
Channel	CH 58	5290 MHz	UNII2A		RU offset		60
Frequency	Measured Value	CL+AF+DF-AG	ANT. POL	Total	Limit	Margin	Measurement
[MHz]	[dBμV]	[dB/m]	[H/V]	[dBμV/m]	[dBμV/m]	[dB]	Type
# 5350	53.22	15.69	H	68.91	73.98	5.07	PK
5350	29.99	15.69	H	45.68	53.98	8.30	AV

802.11ax(MCS0)		HE80			106T		
Channel	CH 106	5530 MHz	UNII2C		RU offset		53
Frequency	Measured Value	CL+AF+DF-AG	ANT. POL	Total	Limit	Margin	Measurement
[MHz]	[dBμV]	[dB/m]	[H/V]	[dBμV/m]	[dBμV/m]	[dB]	Type
# 5460	44.49	16.12	H	60.61	73.98	13.37	PK
5460	28.33	16.12	H	44.45	53.98	9.53	AV
# 5470	47.33	16.12	H	63.45	68.20	4.75	PK

The report shall not be (partly) reproduced except in full without approval of the laboratory.

802.11ax(MCS0)		HE80			242T		
Channel	CH 42	5210 MHz	UNII1		RU offset		61
Frequency	Measured Value	CL+AF+DF-AG	ANT. POL	Total	Limit	Margin	Measurement
[MHz]	[dBμV]	[dB/m]	[H/V]	[dBμV/m]	[dBμV/m]	[dB]	Type
# 5150	48.32	15.98	H	64.30	73.98	9.68	PK
5150	29.53	15.98	H	45.51	53.98	8.47	AV

802.11ax(MCS0)		HE80			242T		
Channel	CH 58	5290 MHz	UNII2A		RU offset		64
Frequency	Measured Value	CL+AF+DF-AG	ANT. POL	Total	Limit	Margin	Measurement
[MHz]	[dBμV]	[dB/m]	[H/V]	[dBμV/m]	[dBμV/m]	[dB]	Type
# 5350	50.62	15.69	H	66.31	73.98	7.67	PK
5350	30.12	15.69	H	45.81	53.98	8.17	AV

802.11ax(MCS0)		HE80			242T		
Channel	CH 106	5530 MHz	UNII2C		RU offset		61
Frequency	Measured Value	CL+AF+DF-AG	ANT. POL	Total	Limit	Margin	Measurement
[MHz]	[dBμV]	[dB/m]	[H/V]	[dBμV/m]	[dBμV/m]	[dB]	Type
# 5460	45.02	16.12	H	61.14	73.98	12.84	PK
5460	28.61	16.12	H	44.73	53.98	9.25	AV
# 5470	48.12	16.12	H	64.24	68.20	3.96	PK

802.11ax(MCS0)		HE80			484T		
Channel	CH 42	5210 MHz	UNII1		RU offset		65
Frequency	Measured Value	CL+AF+DF-AG	ANT. POL	Total	Limit	Margin	Measurement
[MHz]	[dBμV]	[dB/m]	[H/V]	[dBμV/m]	[dBμV/m]	[dB]	Type
# 5150	50.18	15.98	H	66.16	73.98	7.82	PK
5150	31.24	15.98	H	47.22	53.98	6.76	AV

802.11ax(MCS0)		HE80			484T		
Channel	CH 58	5290 MHz	UNII2A		RU offset		66
Frequency	Measured Value	CL+AF+DF-AG	ANT. POL	Total	Limit	Margin	Measurement
[MHz]	[dBμV]	[dB/m]	[H/V]	[dBμV/m]	[dBμV/m]	[dB]	Type
# 5350	52.55	15.69	H	68.24	73.98	5.74	PK
5350	32.33	15.69	H	48.02	53.98	5.96	AV

The report shall not be (partly) reproduced except in full without approval of the laboratory.

802.11ax(MCS0)		HE80			484T		
Channel	CH 106	5530 MHz	UNII2C		RU offset		65
Frequency	Measured Value	CL+AF+DF-AG	ANT. POL	Total	Limit	Margin	Measurement
[MHz]	[dBμV]	[dB/m]	[H/V]	[dBμV/m]	[dBμV/m]	[dB]	Type
# 5460	48.09	16.12	H	64.21	73.98	9.77	PK
5460	29.69	16.12	H	45.81	53.98	8.17	AV
# 5470	47.74	16.12	H	63.86	68.20	4.34	PK

802.11ax(MCS0)		HE80			SU		
Channel	CH 42	5210 MHz	UNII1				
Frequency	Measured Value	CL+AF+DF-AG	ANT. POL	Total	Limit	Margin	Measurement
[MHz]	[dBμV]	[dB/m]	[H/V]	[dBμV/m]	[dBμV/m]	[dB]	Type
# 5150	44.32	15.98	H	60.30	73.98	13.68	PK
5150	33.52	15.98	H	49.5	53.98	4.48	AV

802.11ax(MCS0)		HE80			SU		
Channel	CH 58	5290 MHz	UNII2A				
Frequency	Measured Value	CL+AF+DF-AG	ANT. POL	Total	Limit	Margin	Measurement
[MHz]	[dBμV]	[dB/m]	[H/V]	[dBμV/m]	[dBμV/m]	[dB]	Type
# 5350	46.95	15.69	H	62.64	73.98	11.34	PK
5350	34.93	15.69	H	50.62	53.98	3.36	AV

802.11ax(MCS0)		HE80			SU		
Channel	CH 106	5530 MHz	UNII2C				
Frequency	Measured Value	CL+AF+DF-AG	ANT. POL	Total	Limit	Margin	Measurement
[MHz]	[dBμV]	[dB/m]	[H/V]	[dBμV/m]	[dBμV/m]	[dB]	Type
# 5460	43.95	16.12	H	60.07	73.98	13.91	PK
5460	32.65	16.12	H	48.77	53.98	5.21	AV
# 5470	44.50	16.12	H	60.62	68.20	7.58	PK

The report shall not be (partly) reproduced except in full without approval of the laboratory.

802.11ax(MCS0)		HE160			2x996T		
Channel	CH 50	5250 MHz	UNII1 Low edge		RU offset		68
Frequency	Measured Value	CL+AF+DF-AG	ANT. POL	Total	Limit	Margin	Measurement
[MHz]	[dBμV]	[dB/m]	[H/V]	[dBμV/m]	[dBμV/m]	[dB]	Type
# 5150	52.07	15.98	H	68.05	73.98	5.93	PK
5150	34.41	15.98	H	50.39	53.98	3.59	AV

802.11ax(MCS0)		HE160			2x996T		
Channel	CH 50	5250 MHz	UNII 2A Upper edge		RU offset		68
Frequency	Measured Value	CL+AF+DF-AG	ANT. POL	Total	Limit	Margin	Measurement
[MHz]	[dBμV]	[dB/m]	[H/V]	[dBμV/m]	[dBμV/m]	[dB]	Type
# 5350	49.25	15.69	H	64.94	73.98	9.04	PK
5350	33.98	15.69	H	49.67	53.98	4.31	AV

802.11ax(MCS0)		HE160			2x996T		
Channel	CH 114	5570 MHz	UNII 2C Low edge		RU offset		68
Frequency	Measured Value	CL+AF+DF-AG	ANT. POL	Total	Limit	Margin	Measurement
[MHz]	[dBμV]	[dB/m]	[H/V]	[dBμV/m]	[dBμV/m]	[dB]	Type
# 5460	54.53	16.12	H	70.65	73.98	3.33	PK
5460	33.80	16.12	H	49.92	53.98	4.06	AV
# 5470	45.12	16.12	H	61.24	68.20	6.96	PK

802.11ax(MCS0)		HE160(80L)			26T		
Channel	CH 50	5250 MHz	UNII1 Low edge		RU offset		0
Frequency	Measured Value	CL+AF+DF-AG	ANT. POL	Total	Limit	Margin	Measurement
[MHz]	[dBμV]	[dB/m]	[H/V]	[dBμV/m]	[dBμV/m]	[dB]	Type
5150	48.58	15.98	H	64.56	73.98	9.42	PK
5150	28.69	15.98	H	44.67	53.98	9.31	AV

802.11ax(MCS0)		HE160(80U)			26T		
Channel	CH 50	5250 MHz	UNII 2A Upper edge		RU offset		36
Frequency	Measured Value	CL+AF+DF-AG	ANT. POL	Total	Limit	Margin	Measurement
[MHz]	[dBμV]	[dB/m]	[H/V]	[dBμV/m]	[dBμV/m]	[dB]	Type
# 5350	47.22	15.69	H	62.91	73.98	11.07	PK
5350	28.08	15.69	H	43.77	53.98	10.21	AV

The report shall not be (partly) reproduced except in full without approval of the laboratory.

802.11ax(MCS0)		HE160(80L)			26T		
Channel	CH 114	5570 MHz	UNII 2C Low edge		RU offset		0
Frequency	Measured Value	CL+AF+DF-AG	ANT. POL	Total	Limit	Margin	Measurement
[MHz]	[dBμV]	[dB/m]	[H/V]	[dBμV/m]	[dBμV/m]	[dB]	Type
# 5460	43.63	16.12	H	59.75	73.98	14.23	PK
5460	27.81	16.12	H	43.93	53.98	10.05	AV
# 5470	46.28	16.12	H	62.4	68.20	5.80	PK

802.11ax(MCS0)		HE160(80L)			52T		
Channel	CH 50	5250 MHz	UNII1 Low edge		RU offset		37
Frequency	Measured Value	CL+AF+DF-AG	ANT. POL	Total	Limit	Margin	Measurement
[MHz]	[dBμV]	[dB/m]	[H/V]	[dBμV/m]	[dBμV/m]	[dB]	Type
# 5150	46.50	15.98	H	62.48	73.98	11.50	PK
5150	28.88	15.98	H	44.86	53.98	9.12	AV

802.11ax(MCS0)		HE160(80U)			52T		
Channel	CH 50	5250 MHz	UNII 2A Upper edge		RU offset		52
Frequency	Measured Value	CL+AF+DF-AG	ANT. POL	Total	Limit	Margin	Measurement
[MHz]	[dBμV]	[dB/m]	[H/V]	[dBμV/m]	[dBμV/m]	[dB]	Type
# 5350	51.19	15.69	H	66.88	73.98	7.10	PK
5350	28.59	15.69	H	44.28	53.98	9.70	AV

802.11ax(MCS0)		HE160(80L)			52T		
Channel	CH 114	5570 MHz	UNII 2C Low edge		RU offset		37
Frequency	Measured Value	CL+AF+DF-AG	ANT. POL	Total	Limit	Margin	Measurement
[MHz]	[dBμV]	[dB/m]	[H/V]	[dBμV/m]	[dBμV/m]	[dB]	Type
# 5460	46.29	16.12	H	62.41	73.98	11.57	PK
5460	27.92	16.12	H	44.04	53.98	9.94	AV
# 5470	47.95	16.12	H	64.07	68.20	4.13	PK

802.11ax(MCS0)		HE160(80L)			106T		
Channel	CH 50	5250 MHz	UNII1 Low edge		RU offset		53
Frequency	Measured Value	CL+AF+DF-AG	ANT. POL	Total	Limit	Margin	Measurement
[MHz]	[dBμV]	[dB/m]	[H/V]	[dBμV/m]	[dBμV/m]	[dB]	Type
# 5150	48.18	15.98	H	64.16	73.98	9.82	PK
5150	29.45	15.98	H	45.43	53.98	8.55	AV

The report shall not be (partly) reproduced except in full without approval of the laboratory.

802.11ax(MCS0)		HE160(80U)			106T		
Channel	CH 50	5250 MHz	UNII1 Low edge		RU offset		60
Frequency [MHz]	Measured Value [dBμV]	CL+AF+DF-AG [dB/m]	ANT. POL [H/V]	Total [dBμV/m]	Limit [dBμV/m]	Margin [dB]	Measurement Type
# 5350	52.25	15.69	H	67.94	73.98	6.04	PK
5350	29.56	15.69	H	45.25	53.98	8.73	AV

802.11ax(MCS0)		HE160(80L)			106T		
Channel	CH 114	5570 MHz	UNII 2A Upper edge		RU offset		53
Frequency [MHz]	Measured Value [dBμV]	CL+AF+DF-AG [dB/m]	ANT. POL [H/V]	Total [dBμV/m]	Limit [dBμV/m]	Margin [dB]	Measurement Type
# 5460	47.97	16.12	H	64.09	73.98	9.89	PK
5460	28.76	16.12	H	44.88	53.98	9.10	AV
# 5470	48.85	16.12	H	64.97	68.20	3.23	PK

802.11ax(MCS0)		HE160(80L)			242T		
Channel	CH 50	5250 MHz	UNII1 Low edge		RU offset		61
Frequency [MHz]	Measured Value [dBμV]	CL+AF+DF-AG [dB/m]	ANT. POL [H/V]	Total [dBμV/m]	Limit [dBμV/m]	Margin [dB]	Measurement Type
# 5150	48.43	15.98	H	64.41	73.98	9.57	PK
5150	29.62	15.98	H	45.6	53.98	8.38	AV

802.11ax(MCS0)		HE160(80U)			242T		
Channel	CH 50	5250 MHz	UNII 2A Upper edge		RU offset		64
Frequency [MHz]	Measured Value [dBμV]	CL+AF+DF-AG [dB/m]	ANT. POL [H/V]	Total [dBμV/m]	Limit [dBμV/m]	Margin [dB]	Measurement Type
# 5350	53.16	15.69	H	68.85	73.98	5.13	PK
5350	29.62	15.69	H	45.31	53.98	8.67	AV

802.11ax(MCS0)		HE160(80L)			242T		
Channel	CH 114	5570 MHz	UNII 2C Low edge		RU offset		61
Frequency [MHz]	Measured Value [dBμV]	CL+AF+DF-AG [dB/m]	ANT. POL [H/V]	Total [dBμV/m]	Limit [dBμV/m]	Margin [dB]	Measurement Type
# 5460	47.38	16.12	H	63.50	73.98	10.48	PK
5460	29.35	16.12	H	45.47	53.98	8.51	AV
# 5470	48.37	16.12	H	64.49	68.20	3.71	PK

The report shall not be (partly) reproduced except in full without approval of the laboratory.

802.11ax(MCS0)		HE160(80L)			484T		
Channel	CH 50	5250 MHz	UNII1 Low edge		RU offset		65
Frequency	Measured Value	CL+AF+DF-AG	ANT. POL	Total	Limit	Margin	Measurement
[MHz]	[dBμV]	[dB/m]	[H/V]	[dBμV/m]	[dBμV/m]	[dB]	Type
# 5150	49.26	15.98	H	65.24	73.98	8.74	PK
5150	30.32	15.98	H	46.3	53.98	7.68	AV

802.11ax(MCS0)		HE160(80U)			484T		
Channel	CH 50	5250 MHz	UNII 2A Upper edge		RU offset		66
Frequency	Measured Value	CL+AF+DF-AG	ANT. POL	Total	Limit	Margin	Measurement
[MHz]	[dBμV]	[dB/m]	[H/V]	[dBμV/m]	[dBμV/m]	[dB]	Type
# 5350	54.35	15.69	H	70.04	73.98	3.94	PK
5350	30.77	15.69	H	46.46	53.98	7.52	AV

802.11ax(MCS0)		HE160(80L)			484T		
Channel	CH 114	5570 MHz	UNII 2C Low edge		RU offset		65
Frequency	Measured Value	CL+AF+DF-AG	ANT. POL	Total	Limit	Margin	Measurement
[MHz]	[dBμV]	[dB/m]	[H/V]	[dBμV/m]	[dBμV/m]	[dB]	Type
# 5460	48.24	16.12	H	64.36	73.98	9.62	PK
5460	29.87	16.12	H	45.99	53.98	7.99	AV
# 5470	47.63	16.12	H	63.75	68.20	4.45	PK

802.11ax(MCS0)		HE160(80L)			996T		
Channel	CH 50	5250 MHz	UNII1 Low edge		RU offset		67
Frequency	Measured Value	CL+AF+DF-AG	ANT. POL	Total	Limit	Margin	Measurement
[MHz]	[dBμV]	[dB/m]	[H/V]	[dBμV/m]	[dBμV/m]	[dB]	Type
# 5150	52.33	15.98	H	68.31	73.98	5.67	PK
5150	32.67	15.98	H	48.65	53.98	5.33	AV

802.11ax(MCS0)		HE160(80U)			996T		
Channel	CH 50	5250 MHz	UNII 2A Upper edge		RU offset		67
Frequency	Measured Value	CL+AF+DF-AG	ANT. POL	Total	Limit	Margin	Measurement
[MHz]	[dBμV]	[dB/m]	[H/V]	[dBμV/m]	[dBμV/m]	[dB]	Type
# 5350	52.60	15.69	H	68.29	73.98	5.69	PK
5350	32.85	15.69	H	48.54	53.98	5.44	AV

The report shall not be (partly) reproduced except in full without approval of the laboratory.

802.11ax(MCS0)		HE160(80L)			996T		
Channel	CH 114	5570 MHz	UNII 2C Upper edge		RU offset		67
Frequency	Measured Value	CL+AF+DF-AG	ANT. POL	Total	Limit	Margin	Measurement
[MHz]	[dBμV]	[dB/m]	[H/V]	[dBμV/m]	[dBμV/m]	[dB]	Type
# 5460	43.86	16.12	H	59.98	73.98	14.00	PK
5460	30.81	16.12	H	46.93	53.98	7.05	AV
# 5470	48.75	16.12	H	64.87	68.20	3.33	PK

802.11ax(MCS0)		HE160			SU		
Channel	CH 50	5210 MHz	UNII 1 Low edge				
Frequency	Measured Value	CL+AF+DF-AG	ANT. POL	Total	Limit	Margin	Measurement
[MHz]	[dBμV]	[dB/m]	[H/V]	[dBμV/m]	[dBμV/m]	[dB]	Type
# 5150	42.77	15.98	H	58.75	73.98	15.23	PK
5150	34.02	15.98	H	50	53.98	3.98	AV

802.11ax(MCS0)		HE160			SU		
Channel	CH 50	5210 MHz	UNII 2A Upper edge				
Frequency	Measured Value	CL+AF+DF-AG	ANT. POL	Total	Limit	Margin	Measurement
[MHz]	[dBμV]	[dB/m]	[H/V]	[dBμV/m]	[dBμV/m]	[dB]	Type
# 5350	45.21	15.69	H	60.90	73.98	13.08	PK
5350	33.62	15.69	H	49.31	53.98	4.67	AV

802.11ax(MCS0)		HE160			SU		
Channel	CH 114	5570 MHz	UNII 2C Low edge				
Frequency	Measured Value	CL+AF+DF-AG	ANT. POL	Total	Limit	Margin	Measurement
[MHz]	[dBμV]	[dB/m]	[H/V]	[dBμV/m]	[dBμV/m]	[dB]	Type
5460	41.27	16.12	H	57.39	73.98	16.59	PK
5460	32.32	16.12	H	48.44	53.98	5.54	AV
5470	42.33	16.12	H	58.45	68.20	9.75	PK

Note:

All Modes of operation were investigated and the worst case configuration results are reported.

In order to simplify the report, We only have attached Bandedge result of worst case.

The report shall not be (partly) reproduced except in full without approval of the laboratory.

▣ Test Plots(UNII 1, 2A, 2C)

[MIMO_CDD(Ant.1+ Ant.2)]

Radiated Restricted Band Edges plot - Average result (802.11ax(HE20), Ch.100, X-H) – 106T RU 53

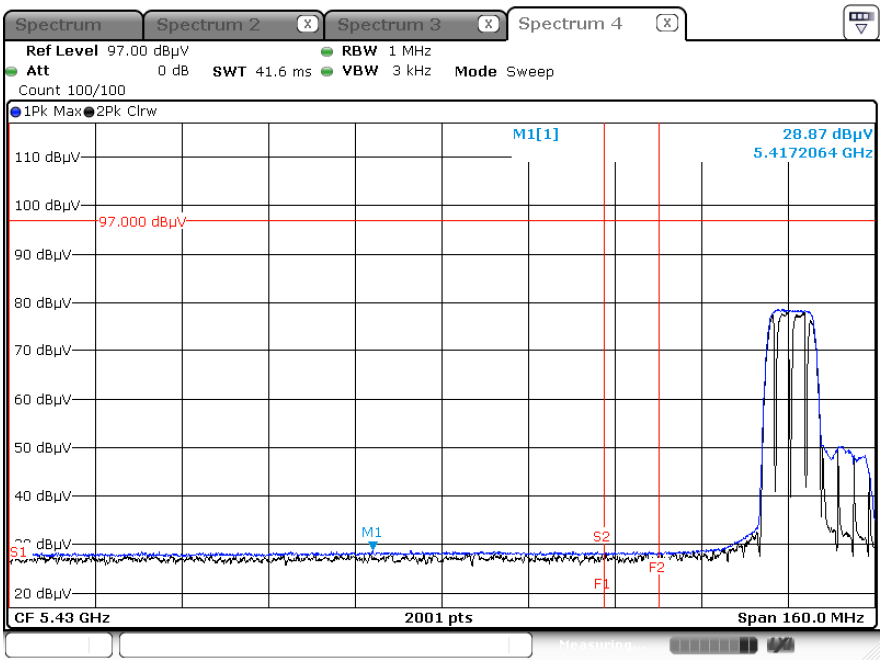

Radiated Restricted Band Edges plot - Peak result (802.11ax(HE20), Ch.100, X-H) – 106T RU 53

(Integration method Used)

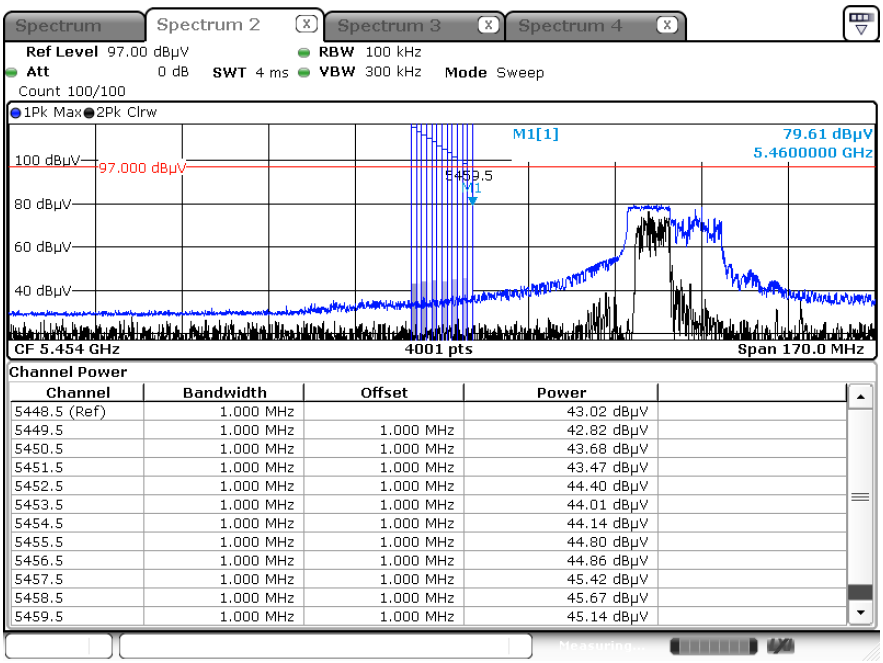

Channel Power

Channel	Bandwidth	Offset	Power
5448.5 (Ref)	1.000 MHz		43.02 dBµV
5449.5	1.000 MHz	1.000 MHz	42.82 dBµV
5450.5	1.000 MHz	1.000 MHz	43.68 dBµV
5451.5	1.000 MHz	1.000 MHz	43.47 dBµV
5452.5	1.000 MHz	1.000 MHz	44.40 dBµV
5453.5	1.000 MHz	1.000 MHz	44.01 dBµV
5454.5	1.000 MHz	1.000 MHz	44.14 dBµV
5455.5	1.000 MHz	1.000 MHz	44.80 dBµV
5456.5	1.000 MHz	1.000 MHz	44.86 dBµV
5457.5	1.000 MHz	1.000 MHz	45.42 dBµV
5458.5	1.000 MHz	1.000 MHz	45.67 dBµV
5459.5	1.000 MHz	1.000 MHz	45.14 dBµV

The report shall not be (partly) reproduced except in full without approval of the laboratory.

Radiated Restricted Band Edges plot - Peak result (802.11ax(HE20), Ch.100, X-H) – 106T RU 53 (Integration method Used)

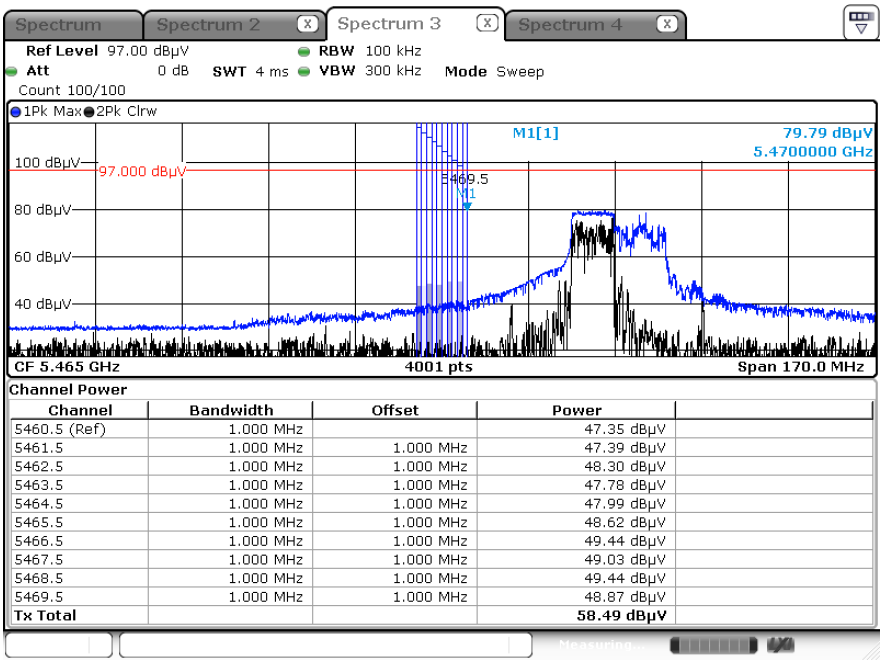

Channel Power

Channel	Bandwidth	Offset	Power
5460.5 (Ref)	1.000 MHz		47.35 dBµV
5461.5	1.000 MHz	1.000 MHz	47.39 dBµV
5462.5	1.000 MHz	1.000 MHz	48.30 dBµV
5463.5	1.000 MHz	1.000 MHz	47.78 dBµV
5464.5	1.000 MHz	1.000 MHz	47.99 dBµV
5465.5	1.000 MHz	1.000 MHz	48.62 dBµV
5466.5	1.000 MHz	1.000 MHz	49.44 dBµV
5467.5	1.000 MHz	1.000 MHz	49.03 dBµV
5468.5	1.000 MHz	1.000 MHz	49.44 dBµV
5469.5	1.000 MHz	1.000 MHz	48.87 dBµV
Tx Total			**58.49 dBµV**

Note:

Only the worst case plots for Radiated Restricted Band Edge.

The report shall not be (partly) reproduced except in full without approval of the laboratory.

▣ Test Plots(Straddle Channel)_Upper edge

[MIMO_CDD(Ant.1+ Ant.2)]

802.11ax(MCS0)		HE20			26T		
Channel	CH 144	5720 MHz	Upper edge		RU offset		8
Frequency	Measured Value	CL+AF+DF-AG	ANT. POL	Total	Limit	Margin	Measurement
[MHz]	[dBμV]	[dB/m]	[H/V]	[dBμV/m]	[dBμV/m]	[dB]	Type
5850	50.23	10.36	H	60.59	68.20	7.61	PK

802.11ax(MCS0)		HE20			52T		
Channel	CH 144	5720 MHz	Upper edge		RU offset		40
Frequency	Measured Value	CL+AF+DF-AG	ANT. POL	Total	Limit	Margin	Measurement
[MHz]	[dBμV]	[dB/m]	[H/V]	[dBμV/m]	[dBμV/m]	[dB]	Type
5850	50.50	10.36	H	60.86	68.20	7.34	PK

802.11ax(MCS0)		HE20			106T		
Channel	CH 144	5720 MHz	Upper edge		RU offset		54
Frequency	Measured Value	CL+AF+DF-AG	ANT. POL	Total	Limit	Margin	Measurement
[MHz]	[dBμV]	[dB/m]	[H/V]	[dBμV/m]	[dBμV/m]	[dB]	Type
5850	51.20	10.36	H	61.56	68.20	6.64	PK

802.11ax(MCS0)		HE20			242T		
Channel	CH 144	5720 MHz	Upper edge		RU offset		61
Frequency	Measured Value	CL+AF+DF-AG	ANT. POL	Total	Limit	Margin	Measurement
[MHz]	[dBμV]	[dB/m]	[H/V]	[dBμV/m]	[dBμV/m]	[dB]	Type
5850	51.37	10.36	H	61.73	68.20	6.47	PK

802.11ax(MCS0)		HE20			SU		
Channel	CH 144	5720 MHz	Upper edge				
Frequency	Measured Value	CL+AF+DF-AG	ANT. POL	Total	Limit	Margin	Measurement
[MHz]	[dBμV]	[dB/m]	[H/V]	[dBμV/m]	[dBμV/m]	[dB]	Type
5850	50.59	10.36	H	60.95	68.20	7.25	PK

The report shall not be (partly) reproduced except in full without approval of the laboratory.

802.11ax(MCS0)		HE40			26T		
Channel	CH 142	5710 MHz	Upper edge		RU offset		17
Frequency	Measured Value	CL+AF+DF-AG	ANT. POL	Total	Limit	Margin	Measurement
[MHz]	[dBμV]	[dB/m]	[H/V]	[dBμV/m]	[dBμV/m]	[dB]	Type
5850	50.79	10.36	H	61.15	68.20	7.05	PK

802.11ax(MCS0)		HE40			52T		
Channel	CH 142	5710 MHz	Upper edge		RU offset		44
Frequency	Measured Value	CL+AF+DF-AG	ANT. POL	Total	Limit	Margin	Measurement
[MHz]	[dBμV]	[dB/m]	[H/V]	[dBμV/m]	[dBμV/m]	[dB]	Type
5850	51.22	10.36	H	61.58	68.20	6.62	PK

802.11ax(MCS0)		HE40			106T		
Channel	CH 142	5710 MHz	Upper edge		RU offset		56
Frequency	Measured Value	CL+AF+DF-AG	ANT. POL	Total	Limit	Margin	Measurement
[MHz]	[dBμV]	[dB/m]	[H/V]	[dBμV/m]	[dBμV/m]	[dB]	Type
5850	49.66	10.36	H	60.02	68.20	8.18	PK

802.11ax(MCS0)		HE40			242T		
Channel	CH 142	5710 MHz	Upper edge		RU offset		62
Frequency	Measured Value	CL+AF+DF-AG	ANT. POL	Total	Limit	Margin	Measurement
[MHz]	[dBμV]	[dB/m]	[H/V]	[dBμV/m]	[dBμV/m]	[dB]	Type
5850	47.55	10.36	H	57.91	68.20	10.29	PK

802.11ax(MCS0)		HE40			484T		
Channel	CH 142	5710 MHz	Upper edge		RU offset		65
Frequency	Measured Value	CL+AF+DF-AG	ANT. POL	Total	Limit	Margin	Measurement
[MHz]	[dBμV]	[dB/m]	[H/V]	[dBμV/m]	[dBμV/m]	[dB]	Type
5850	45.18	10.36	H	55.54	68.20	12.66	PK

802.11ax(MCS0)		HE40			SU		
Channel	CH 142	5710 MHz	Upper edge				
Frequency	Measured Value	CL+AF+DF-AG	ANT. POL	Total	Limit	Margin	Measurement
[MHz]	[dBμV]	[dB/m]	[H/V]	[dBμV/m]	[dBμV/m]	[dB]	Type
5850	45.37	10.36	H	55.73	68.20	12.47	PK

The report shall not be (partly) reproduced except in full without approval of the laboratory.

802.11ax(MCS0)		HE80			26T		
Channel	CH 138	5690 MHz	Upper edge		RU offset		36
Frequency	Measured Value	CL+AF+DF-AG	ANT. POL	Total	Limit	Margin	Measurement
[MHz]	[dBμV]	[dB/m]	[H/V]	[dBμV/m]	[dBμV/m]	[dB]	Type
5850	51.24	10.36	H	61.60	68.20	6.60	PK

802.11ax(MCS0)		HE80			52T		
Channel	CH 138	5690 MHz	Upper edge		RU offset		52
Frequency	Measured Value	CL+AF+DF-AG	ANT. POL	Total	Limit	Margin	Measurement
[MHz]	[dBμV]	[dB/m]	[H/V]	[dBμV/m]	[dBμV/m]	[dB]	Type
5850	50.50	10.36	H	60.86	68.20	7.34	PK

802.11ax(MCS0)		HE80			106T		
Channel	CH 138	5690 MHz	Upper edge		RU offset		60
Frequency	Measured Value	CL+AF+DF-AG	ANT. POL	Total	Limit	Margin	Measurement
[MHz]	[dBμV]	[dB/m]	[H/V]	[dBμV/m]	[dBμV/m]	[dB]	Type
5850	50.04	10.36	H	60.40	68.20	7.80	PK

802.11ax(MCS0)		HE80			242T		
Channel	CH 138	5690 MHz	Upper edge		RU offset		64
Frequency	Measured Value	CL+AF+DF-AG	ANT. POL	Total	Limit	Margin	Measurement
[MHz]	[dBμV]	[dB/m]	[H/V]	[dBμV/m]	[dBμV/m]	[dB]	Type
5850	49.75	10.36	H	60.11	68.20	8.09	PK

802.11ax(MCS0)		HE80			484T		
Channel	CH 138	5690 MHz	Upper edge		RU offset		66
Frequency	Measured Value	CL+AF+DF-AG	ANT. POL	Total	Limit	Margin	Measurement
[MHz]	[dBμV]	[dB/m]	[H/V]	[dBμV/m]	[dBμV/m]	[dB]	Type
5850	45.39	10.36	H	55.75	68.20	12.45	PK

802.11ax(MCS0)		HE80			996T		
Channel	CH 138	5690 MHz	Upper edge		RU offset		67
Frequency	Measured Value	CL+AF+DF-AG	ANT. POL	Total	Limit	Margin	Measurement
[MHz]	[dBμV]	[dB/m]	[H/V]	[dBμV/m]	[dBμV/m]	[dB]	Type
5850	45.21	10.36	H	55.57	68.20	12.63	PK

802.11ax(MCS0)		HE80			SU		
Channel	CH 138	5690 MHz	Upper edge				
Frequency	Measured Value	CL+AF+DF-AG	ANT. POL	Total	Limit	Margin	Measurement
[MHz]	[dBμV]	[dB/m]	[H/V]	[dBμV/m]	[dBμV/m]	[dB]	Type
5850	44.15	10.36	H	54.51	68.20	13.69	PK

The report shall not be (partly) reproduced except in full without approval of the laboratory.

Peak result (802.11ax(HE20) Ch.144, 26T RU 8)

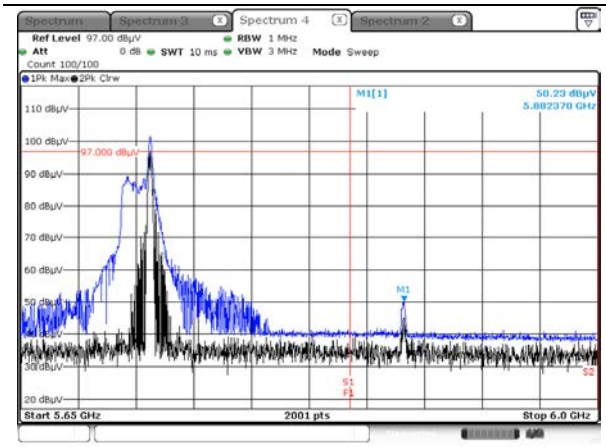

Peak result (802.11ax(HE20) Ch.144, 52T RU 40)

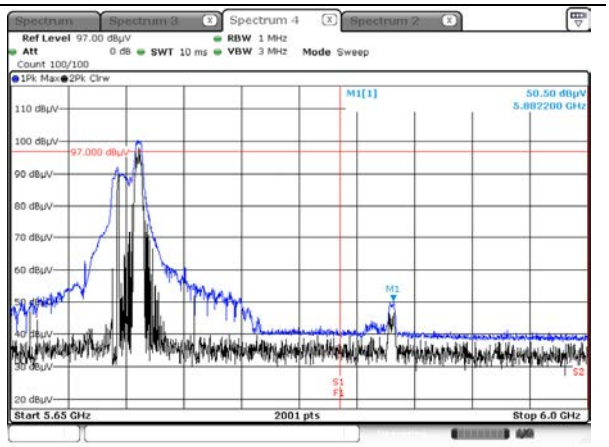

Peak result (802.11ax(HE20) Ch.144, 106T RU 54)

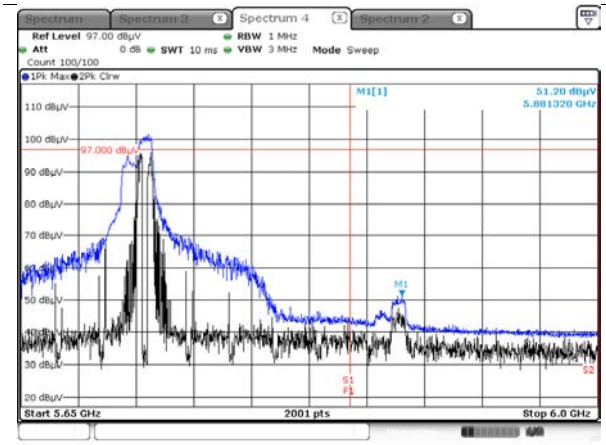

Peak result (802.11ax(HE20) Ch.144, 242T RU 61)

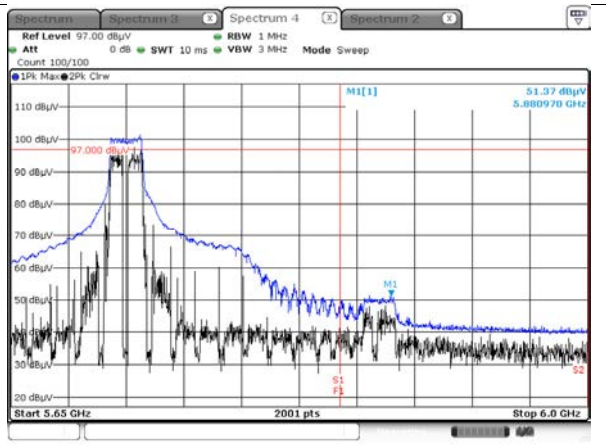

Peak result (802.11ax(HE20) Ch.144, SU)

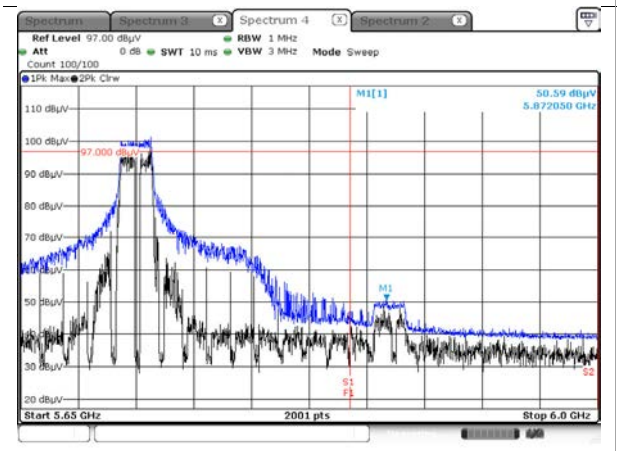

The report shall not be (partly) reproduced except in full without approval of the laboratory.

Peak result (802.11ax(HE40) Ch.142, 26T RU 17)

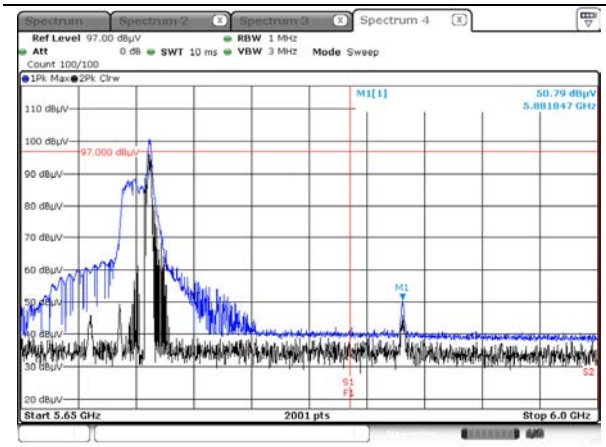

Peak result (802.11ax(HE40) Ch.142, 52T RU 44)

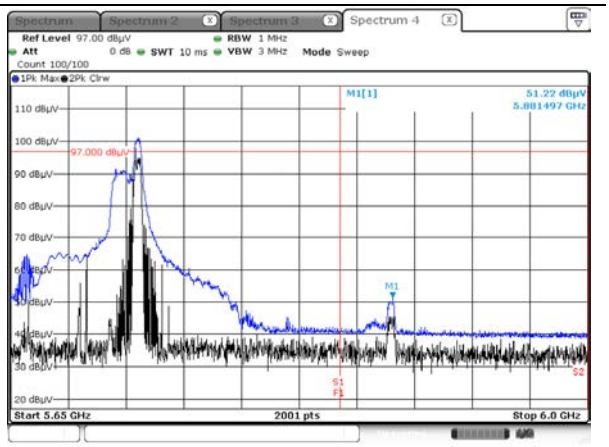

Peak result (802.11ax(HE40) Ch.142, 106T RU 56)

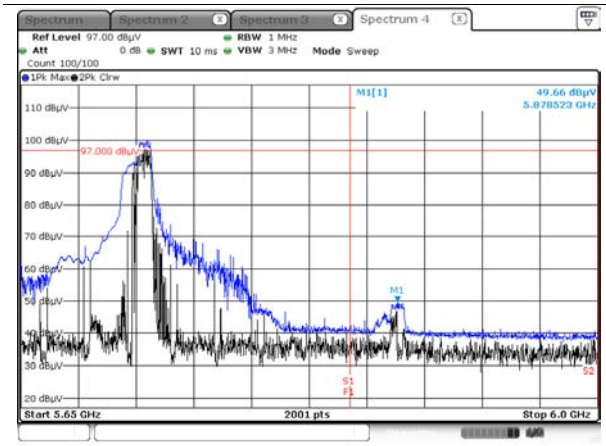

Peak result (802.11ax(HE40) Ch.142, 242T RU 62)

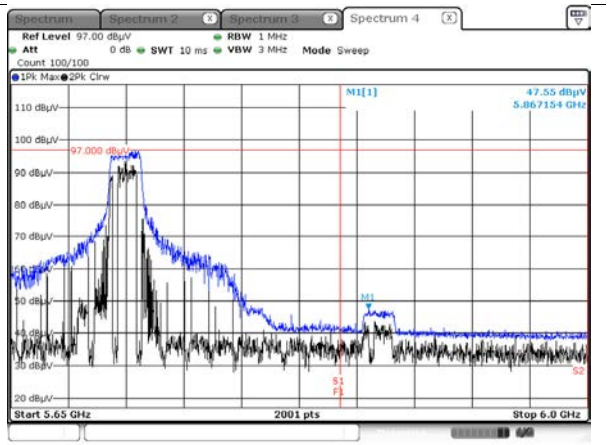

Peak result (802.11ax(HE40) Ch.142, 484T RU 65)

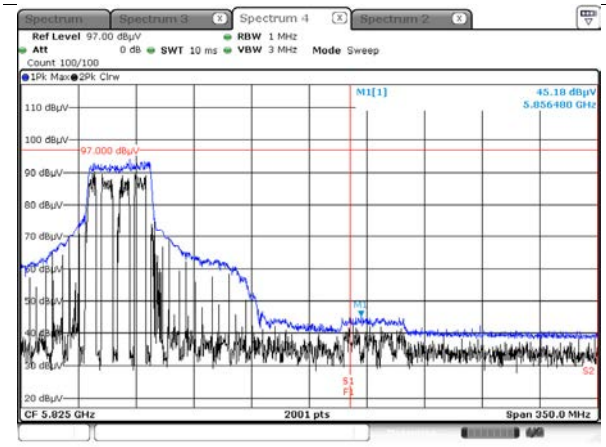

Peak result (802.11ax(HE40) Ch.142, SU)

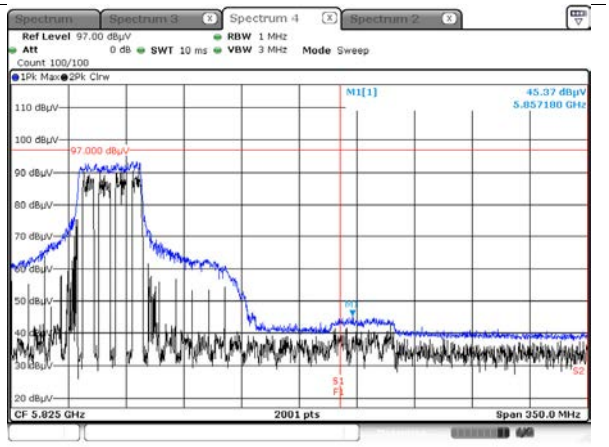

The report shall not be (partly) reproduced except in full without approval of the laboratory.