TEST REPORT

Report Number: R16314687-E7c

Applicant : Samsung Electronics Co., Ltd.
129, Samsung-ro, Yeongtong-gu, Suwon-si,
Gyeonggi-do, 16677, Rep. of Korea

Model : SM-S741B/DS(Main model), SM-S741B(multi model)

FCC ID : A3LSMS741B

EUT Description : GSM/WCDMA/LTE/NR/SCS Phone + BT/BLE, DTS/UNII a/b/g/n/ac/ax, WPT and NFC

Test Standard(s) : FCC 47 CFR PART 2, PART 27

Date Of Issue:
2026-07-16

Prepared by:
UL LLC
12 Laboratory Dr.
Durham, NC 27713 USA
TEL: (919) 549-1400

ACCREDITED
CERT #0751.06

Revision History

Rev.	Issue Date	Revisions	Revised By
V1	2026-07-16	Initial Review	Noah Bennett

UL LLC.
12 LABORATORY DRIVE, DURHAM, NC 25713, USA
TEL: (510) 319-4000

This report shall not be reproduced except in full, without the written approval of UL LLC.

TABLE OF CONTENTS

1. ATTESTATION OF TEST RESULTS 5

2. SUMMARY OF TEST RESULTS 6

3. TEST METHODOLOGY 6

4. FACILITIES AND ACCREDITATION 6

5. DECISION RULES AND MEASUREMENT UNCERTAINTY 7

5.1. METROLOGICAL TRACEABILITY 7
5.2. DECISION RULES 7
5.3. MEASUREMENT UNCERTAINTY 7
5.4. SAMPLE CALCULATION 7

6. EQUIPMENT UNDER TEST 8

6.1. DESCRIPTION OF EUT 8
6.2. MAXIMUM OUTPUT POWER 8
6.3. WORST-CASE CONFIGURATION AND MODE 9
6.4. DESCRIPTION OF TEST SETUP 10

7. TEST AND MEASUREMENT EQUIPMENT 11

8. CONDUCTED TEST RESULTS 13

8.1. OCCUPIED BANDWIDTH 13
8.1.1. 5G NR n77a (FCC Part 27 3450-3550MHz) 16
8.1.2. 5G NR n77c (FCC Part 27 3700-3980MHz) 19
8.2. EMISSION MASK AND ADJACENT CHANNEL POWER 22
8.2.1. 5G NR n77a (FCC Part 27 3450-3550MHz) 23
8.2.2. 5G NR n77c (FCC Part 27 3700-3980MHz) 31
8.3. OUT OF BAND EMISSIONS 39
8.3.1. 5G NR n77a (FCC Part 27 3450-3550MHz) 40
8.3.2. 5G NR n77c (FCC Part 27 3700-3980MHz) 41
8.4. FREQUENCY STABILITY 42
8.4.1. 5G NR n77 (BPSK 100MHz BANDWIDTH) 43
8.5. PEAK-TO-AVERAGE POWER RATIO 44
8.5.1. 5G NR n77a (FCC Part 27 3450-3550MHz) 45
8.5.2. 5G NR n77c (FCC Part 27 3700-3980MHz) 46

9. RADIATED TEST RESULTS 47

UL LLC.
12 LABORATORY DRIVE, DURHAM, NC 25713, USA
TEL: (510) 319-4000

This report shall not be reproduced except in full, without the written approval of UL LLC.

9.1. EFFECTIVE RADIATED POWER ERP/EIRP 48
9.1.1. 5G NR n77a (FCC Part 27 3450-3550MHz) 50
9.1.1. 5G NR n77c (FCC Part 27 3700-3980MHz) 54
9.2. FIELD STRENGTH OF SPURIOUS RADIATION 58
9.2.1. 5G NR n77a (FCC Part 27 3450-3550MHz) 60
9.2.2. 5G NR n77c (FCC Part 27 3700-3980MHz) 62
10. SETUP PHOTOS 65

UL LLC.
12 LABORATORY DRIVE, DURHAM, NC 25713, USA
TEL: (510) 319-4000
This report shall not be reproduced except in full, without the written approval of UL LLC.

1. ATTESTATION OF TEST RESULTS

COMPANY NAME:	Samsung Electronics Co Ltd 129, Samsung-ro, Yeongtong-gu, Suwon-si, Gyeonggi-do, 16677, Rep. of Korea
EUT DESCRIPTION:	GSM/WCDMA/LTE/NR/SCS Phone + BT/BLE, DTS/UNII a/b/g/n/ac/ax, WPT and NFC
SERIAL NUMBERS:	**ZDH0462M, ZDH0492M, ZDR0384M, ZDR0394M**
SAMPLE RECEIVE DATE:	**2026-04-27 and 2026-05-06**
DATE TESTED:	**2026-05-11 – 2026-06-22**

APPLICABLE STANDARDS	
STANDARD	**TEST RESULTS**
FCC 47 CFR PART 2, PART 27	Complies

UL LLC tested the above equipment in accordance with the requirements set forth in the above standards. The test results show that the equipment tested is capable of demonstrating compliance with the requirements as documented in this report.

The results documented in this report apply only to the tested sample, under the conditions and modes of operation as described herein. It is the manufacturer's responsibility to assure that additional production units of this model are manufactured with identical electrical and mechanical components. All samples tested were in good operating condition throughout the entire test program. Measurement Uncertainties are published for informational purposes only and were not taken into account unless noted otherwise.

This document may not be altered or revised in any way unless done so by UL LLC and all revisions are duly noted in the revisions section. Any alteration of this document not carried out by UL LLC will constitute fraud and shall nullify the document.

Approved & Released
For UL LLC By:

Bob Delisi
Principal Engineer
Consumer, Medical and IT Segment
UL LLC

Prepared By:

Noah Bennett
Engineer Project Associate
Consumer, Medical and IT Segment
UL LLC

UL LLC.
12 LABORATORY DRIVE, DURHAM, NC 25713, USA
TEL: (510) 319-4000

This report shall not be reproduced except in full, without the written approval of UL LLC.

2. SUMMARY OF TEST RESULTS

This report contains data provided by the customer which can impact the validity of results. UL LLC is only responsible for correctly integrating customer-provided data with measurements performed by UL LLC.

Requirement Description	Requirement Clause Number (FCC)	Result	Remarks
Equivalent Isotropic Radiated Power	27.50(k) (3), (j) (3)	Complies	-
Occupied Bandwidth	2.1049	Complies	-
Band Edge and Emission Mask	2.1051, 27.53(n), 27.53(I)	Complies	-
Out of Band Emissions	2.1051, 27.53(n), 27.53(I)	Complies	-
Frequency Stability	2.1055, 27.54	Complies	-
Peak-to-Average Ratio	27.50(k) (4), 27.50(j) (4)	Complies	-
Field Strength of Spurious Radiation	2.1051, 27.53(n), 27.53(I)	Complies	-

3. TEST METHODOLOGY

The tests documented in this report were performed in accordance with the following.
FCC published lists of measurement procedures for compliance testing

- ANSI C63.26:2015
- FCC 47 CFR Part 2, Part 27
- FCC KDB 971168 D01 : Power Meas License Digital Systems
- FCC KDB 971168 D02: Misc Rev Approv License Devices
- FCC KDB 412172 D01 : Determining ERP and EIRP
- FCC KDB 662911 D01: Multiple Transmitter Output

4. FACILITIES AND ACCREDITATION

UL LLC is accredited by A2LA, Certificate Number 0751.06, for all testing performed within the scope of this report. Testing was performed at the locations noted below.

	Address	ISED CABID	ISED Company Number	FCC Registration
☒	Building 2800 Suite Perimeter Park Dr. Suite B Morrisville, NC 27560, U.S.A.	US0067	27265	825374

UL LLC.
12 LABORATORY DRIVE, DURHAM, NC 25713, USA TEL: (510) 319-4000
This report shall not be reproduced except in full, without the written approval of UL LLC.

5. DECISION RULES AND MEASUREMENT UNCERTAINTY

5.1. METROLOGICAL TRACEABILITY

All test and measuring equipment utilized to perform the tests documented in this report are calibrated on a regular basis, with a maximum time between calibrations of one year or the manufacturers' recommendation, whichever is less, and where applicable is traceable to recognized national standards.

5.2. DECISION RULES

The Decision Rule is based on Simple Acceptance in accordance with ISO Guide 98-4:2012 Clause 8.2. (Measurement uncertainty is not taken into account when stating conformity with a specified requirement.)

5.3. MEASUREMENT UNCERTAINTY

Where relevant, the following measurement uncertainty levels have been estimated for tests performed on the apparatus:

PARAMETER	U_{Lab}
Worst Case Radiated Disturbance, 9KHz to 30 MHz	2.52 dB
Worst Case Radiated Disturbance, 30 to 1000 MHz	4.88 dB
Worst Case Radiated Disturbance, 1000 to 18000 MHz	4.24 dB
Worst Case Radiated Disturbance, 18000 to 26000 MHz	4.37 dB
Worst Case Radiated Disturbance, 26000 to 40000 MHz	5.17 dB
Occupied Channel Bandwidth	±0.39 %
Temperature	±0.9 °C
Supply voltages	±0.45 %
Time	±0.02 %

Uncertainty figures are valid to a confidence level of 95%.

5.4. SAMPLE CALCULATION

RADIATED EMISSIONS

Where relevant, the following sample calculation is provided:
Field Strength (dBuV/m) = Measured Voltage (dBuV) + Antenna Factor (dB/m) + Cable Loss (dB) – Preamp Gain (dB)
36.5 dBuV + 18.7 dB/m + 0.6 dB – 26.9 dB = 28.9 dBuV/m

UL LLC.
12 LABORATORY DRIVE, DURHAM, NC 25713, USA TEL: (510) 319-4000
This report shall not be reproduced except in full, without the written approval of UL LLC.

6. EQUIPMENT UNDER TEST

6.1. DESCRIPTION OF EUT

The EUT is a GSM/WCDMA/LTE/NR/SCS Phone + BT/BLE, DTS/UNII a/b/g/n/ac/ax, WPT and NFC.

Model differences:

Representative Model	Difference	Derivative Model
		SM-S741B
SM-S741B/DS	Hardware	Same as SM-S741B/DS
	Software	Different UI + Single SIM Only

The EUT supports the following 5G NR Bands and their antenna configurations:

Mode and Bands	Config 0	SRS
5G NR n77/n78	ANT F	ANT C/I/D

Note: This report applies data referencing from FCC ID: A3LSMS741U. The test data to validate data referencing is included in Test Report R16314687-E12.

6.2. MAXIMUM OUTPUT POWER

EIRP/ERP TEST PROCEDURE

ANSI C63.26:2015
KDB 971168 D01 Section 5.2

For devices utilizing multiple antennas, KDB 662911 provides guidance for determining the effective array transmit antenna gain term to be used in the above equation.

EUT includes different power levels for head use configuration and body use configuration, and the tables below contain the highest of all configurations average conducted and peak EIRP output powers as follows:

5G NR n77a (FCC Part 27 3450-3550MHz)

Part 27								
EIRP Limit (W)		1.00						
Bandwidth (MHz)	Modulation	Low Frequency	Upper Frequency	EIRP Average	EIRP Average	99% BW (MHz)	99% BW (kHz)	Emission Designator
80.0	BPSK	3490.0	3510.0	27.33	0.541	77.296	77296	77M3G7W
100.0	BPSK	3500.0	3500.0	27.21	0.526	96.704	96704	96M7G7W
	16QAM			26.15	0.412	96.241	96241	96M2D7W

UL LLC.
12 LABORATORY DRIVE, DURHAM, NC 25713, USA TEL: (510) 319-4000
This report shall not be reproduced except in full, without the written approval of UL LLC.

5G NR n77c (FCC Part 27 3700-3980MHz)

Part 27								
EIRP Limit (W)		1.00						
Bandwidth (MHz)	Modulation	Low Frequency (MHz)	Upper Frequency (MHz)	EIRP Average (dBm)	EIRP Average (W)	99% BW (MHz)	99% BW (kHz)	Emission Designator
40.0	16QAM	3720.0	3960.0	26.59	0.456	35.934	35934	35M9D7W
70.0	BPSK	3735.0	3945.0	27.08	0.511	64.516	64516	64M5D7W
100.0	BPSK	3750.0	3930.0	26.94	0.494	96.343	96343	96M3G7W
	16QAM			26.13	0.410	96.369	96369	96M4D7W

6.3. WORST-CASE CONFIGURATION AND MODE

This report covers the following technologies:

- 5G NR n77/n78

FR1 n77 can cover FR1 n78, because it is a subset of FR1 n77 and they have the same output power.

For 5G NRs, conducted spurious emission tests were conducted on wider bandwidth with inner 1RB since this is the worst bandwidth and the highest output power.

BPSK modulation applied only for 5G NR frequencies and has the same tune up power as QPSK modulations.

The DFT-s-OFDM and CP-OFDM waveforms were investigated, and DFT-s-OFDM was found to be the worst case.

The worst-case scenario for all measurements is based on an engineering evaluation made on different modulations. Then, BPSK were observed as the worst mode to 5G NR bands respectively and set for all conducted and radiated. Output power measurements were measured on BPSK, QPSK, 16QAM, 64QAM, and 256QAM modulations. For testing purposes emissions on Section 9 were measured while BPSK was set at or above target power for all bands. Conducted tests were performed on the worst case antenna port because it has the highest conducted power. The worst case antenna port is shown in the table below.

5G NR Bands	Worst case Antenna Port
5G NR n77 (SISO)	Ant F

The EUT was investigated in three orthogonal orientations X/Y/Z on all available SISO antennas combinations to determine the worst-case orientation. The following table exhibits the worst-case orientation. The full tests of the EUT have made upon the orientations that shown in the table below.

Frequency Range	ANT F	ANT C	ANT I	ANT D
3300 – 3980 MHz	Z	Z	Z	Z

Radiated spurious emissions were investigated from 9kHz to 30MHz, 30MHz-1GHz and above 1GHz. There were no emissions found with less than 20dB of margin from 9kHz to 30MHz, 30MHz-1GHz and above 18GHz.

UL LLC.
12 LABORATORY DRIVE, DURHAM, NC 25713, USA TEL: (510) 319-4000
This report shall not be reproduced except in full, without the written approval of UL LLC.

6.4. DESCRIPTION OF TEST SETUP

SUPPORT EQUIPMENT

Support Equipment List				
Description	**Manufacturer**	**Model**	**Serial Number**	**FCC ID**
Power Adapter	Sony	XQZ-UC11-010-236-21	NA	NA

I/O CABLES

I/O Cable List						
Cable No.	**Port**	**# of Identical Ports**	**Connector Type**	**Cable Type**	**Cable Length (m)**	**Remarks**
1	USB-C	1	USB-C	Shielded	<3m	Phone to power adapter

TEST SETUP

The EUT was connected to a base station simulator and set to transmit at max power for 5G NR testing

SETUP DIAGRAM

Please see R16314687-EP1c for Setup Diagrams and Setup Photos.

UL LLC.
12 LABORATORY DRIVE, DURHAM, NC 25713, USA
TEL: (510) 319-4000

This report shall not be reproduced except in full, without the written approval of UL LLC.

7. TEST AND MEASUREMENT EQUIPMENT

The following test and measurement equipment was utilized for the tests documented in this report:

Test Equipment Used - Wireless Conducted Measurement Equipment

Equipment ID	Description	Manufacturer	Model Number	Last Cal.	Next Cal.
	Conducted Room 3				
90411	Spectrum Analyzer **MY54490314**	Keysight Technologies	N9030A	2026-03-03	2027-03-03
208721	Wideband Radio Communications Tester	Rohde and Schwarz	CMW500	2025-09-10	2026-09-10
212967	Wideband Radio Communications Tester **170733**	Rohde and Schwarz	CMW500	2026-02-13	2027-02-13
212166	Wideband Radio Communications Tester	Anritsu	MT8000A	2026-02-23	2027-02-23
245766	Environmental Meter	Fisher Scientific	06-662-4	2026-03-10	2027-03-10

Test Equipment Used - Wireless Conducted Attenuators, Cables, and Couplers

Equipment ID	Description	Manufacturer	Model Number	Last Cal.	Next Cal.
	Attenuators				
226554	SMA Coaxial 20dB Attenuator 25MHz-18GHz	CentricRF	C18S2-20	2026-05-05	2027-05-05
Pad G	SMA Coaxial 10dB Attenuator 25MHz-18GHz	CentricRF	C27S-10	2026-05-05	2027-05-05
Pad III	SMA Coaxial 10dB Attenuator 25MHz-18GHz	CentricRF	C27S-10	2025-08-18	2026-08-18
	Cables				
246257	SMA Cable	Huber + Suhner	104PEA	2025-09-05	2026-09-05
CBL093	Micro-Coax UTiFLEX Cable Assembly, Low Loss,40Ghz	Carlisle Interconnect Technologies	UFA147A-2-0360-200200	2025-9-5	2026-9-5
	Couplers				
238018	Ultra-Wideband Directional Coupler 0.5-18GHz	Mini-Circuits	ZUDC10-183+	2026-05-05	2027-05-05

UL LLC.
12 LABORATORY DRIVE, DURHAM, NC 25713, USA
TEL: (510) 319-4000
This report shall not be reproduced except in full, without the written approval of UL LLC.

Test Equipment Used - Radiated Disturbance Emissions Test Equipment (Morrisville – Chamber 4)

Equip. ID	Description	Manufacturer/Brand	Model Number	Last Cal.	Next Cal.
	0.009-30MHz				
8939	Passive Loop Antenna	EMCO	EM-6872	2024-11-18	2026-11-18
8940	Passive Loop Antenna	EMCO	EM-6871	2024-11-18	2026-11-18
	30-1000 MHz				
90628	Hybrid Broadband Antenna	Sunol Sciences Corp.	JB3	2026-02-09	2028-02-09
	1-18 GHz				
135143	Double-Ridged Waveguide Horn Antenna, 1 to 18 GHz	ETS Lindgren	3117	2026-03-02	2028-03-02
	18-40 GHz				
204704	Horn Antenna, 18-26.5GHz	Com Power	AH-826	2025-07-15	2027-07-15
204705	Horn Antenna, 26-40GHz	Com Power	AH-640	2025-11-19	2027-11-19
	Gain-Loss Chains				
207638	Gain-loss string: 0.009-30MHz	Various	Various	2025-06-13	2026-06-30
207639	Gain-loss string: 25-1000MHz	Various	Various	2025-06-13	2026-06-30
207640	Gain-loss string: 1-18GHz	Various	Various	2025-06-13	2026-06-30
225795	Gain-loss string: 18-40GHz	Various	Various	2025-06-13	2026-06-30
	Receiver & Software				
197954	Spectrum Analyzer	Rohde & Schwarz	ESW44	2026-05-13	2027-05-13
SOFTEMI	EMI Software	UL	Version 9.5 (18 Oct 2021)		
	Additional Equipment used				
241204	Environmental Meter	Fisher Scientific	15-077-963	2025-08-05	2027-08-05
21725	Wideband Radio Communications Tester	Rohde and Schwarz	CMX500	2025-11-25	2026-11-25
169109 (BRF012)	3.4-3.8GHz notch filter, 2W, Fhigh = 18GHz	Micro-Tronics	BRM50711-01	2026-04-01	2027-04-01
241199 (BRF018)	3.3-4.2GHz notch filter, 2W, Fhigh = 18GHz	Micro-Tronics	BRM50732	2026-04-01	2027-04-01

UL LLC.
12 LABORATORY DRIVE, DURHAM, NC 25713, USA
TEL: (510) 319-4000

This report shall not be reproduced except in full, without the written approval of UL LLC.

8. CONDUCTED TEST RESULTS

8.1. OCCUPIED BANDWIDTH

RULE PART(S)

FCC: §2.1049

LIMITS

For reporting purposes only.

TEST PROCEDURE

The transmitter output was connected to a calibrated coaxial cable and coupler, the other end of which was connected to a spectrum analyzer. The occupied bandwidth was measured with the spectrum analyzer at the middle channel in each band. The 99% and -26dB bandwidths was also measured and recorded.

RESULTS

There is no limit required and power is the same for low, middle and high channel; therefore, only middle channel was tested.

UL LLC.
12 LABORATORY DRIVE, DURHAM, NC 25713, USA
TEL: (510) 319-4000

This report shall not be reproduced except in full, without the written approval of UL LLC.

5G NR n77a(FCC Part 27 3450-3550MHz)

Band	Mode	RB Allocation/RB Offset	f(MHz)	99% BW (MHz)	-26dB BW (MHz)
5G NR n77 (FCC Part 27 3450-3550MHz)	10MHz, BPSK	24/0	3500.0	8.661	9.975
	10MHz, 16QAM			8.691	10.315
	15MHz, BPSK	36/0		13.000	14.833
	15MHz, 16QAM			12.961	14.902
	20MHz, BPSK	50/0		18.045	18.820
	20MHz, 16QAM			17.942	19.760
	25MHz, BPSK	64/0		23.069	25.197
	25MHz, 16QAM			22.994	25.116
	30MHz, BPSK	75/0		27.070	28.605
	30MHz, 16QAM			27.010	29.597
	40MHz, BPSK	100/0		35.909	38.607
	40MHz, 16QAM			35.934	38.794
	50MHz, BPSK	128/0		45.802	49.351
	50MHz, 16QAM			45.935	50.116
	60MHz, BPSK	162/0		58.242	64.608
	60MHz, 16QAM			57.869	62.162
	70MHz, BPSK	180/0		64.516	79.093
	70MHz, 16QAM			64.397	71.788
	80MHz, BPSK	216/0		77.296	83.961
	80MHz, 16QAM			77.193	85.089
	90MHz, BPSK	243/0		86.893	94.57
	90MHz, 16QAM			86.800	93.73
	100MHz, BPSK	270/0		96.704	106.1
	100MHz, 16QAM			96.241	104.6
	100MHz, BPSK	1/1		0.59641	0.9643

UL LLC.
12 LABORATORY DRIVE, DURHAM, NC 25713, USA
TEL: (510) 319-4000

This report shall not be reproduced except in full, without the written approval of UL LLC.

5G NR n77c(FCC Part 27 3700-3980MHz)

Band	Mode	RB Allocation/RB Offset	f(MHz)	99% BW (MHz)	-26dB BW (MHz)
5G NR n77 (FCC Part 27 3700-3980MHz)	10MHz, BPSK	24/0	3840.0	8.6438	9.843
	10MHz, 16QAM			8.6010	9.841
	15MHz, BPSK	36/0		12.948	14.57
	15MHz, 16QAM			12.888	14.68
	20MHz, BPSK	50/0		17.8800	19.3461
	20MHz, 16QAM			17.9081	19.5802
	25MHz, BPSK	64/0		23.0005	24.3444
	25MHz, 16QAM			22.9348	24.2826
	30MHz, BPSK	75/0		27.0235	28.8484
	30MHz, 16QAM			26.9435	29.3725
	40MHz, BPSK	100/0		35.9757	38.5585
	40MHz, 16QAM			35.9085	38.2346
	50MHz, BPSK	128/0		45.8408	49.0939
	50MHz, 16QAM			45.9503	49.1946
	60MHz, BPSK	162/0		57.9904	65.1875
	60MHz, 16QAM			57.8419	63.6228
	70MHz, BPSK	180/0		64.4077	70.4060
	70MHz, 16QAM			64.4100	70.1429
	80MHz, BPSK	216/0		77.0095	82.4987
	80MHz, 16QAM			77.3832	83.3749
	90MHz, BPSK	243/0		86.6671	92.3086
	90MHz, 16QAM			86.5464	95.1293
	100MHz, BPSK	270/0		96.3425	103.6350
	100MHz, 16QAM			96.3692	103.5763
	100MHz, BPSK	1/1		0.59359	0.7994

UL LLC.
12 LABORATORY DRIVE, DURHAM, NC 25713, USA
TEL: (510) 319-4000
This report shall not be reproduced except in full, without the written approval of UL LLC.

8.1.1. 5G NR n77a (FCC Part 27 3450-3550MHz)

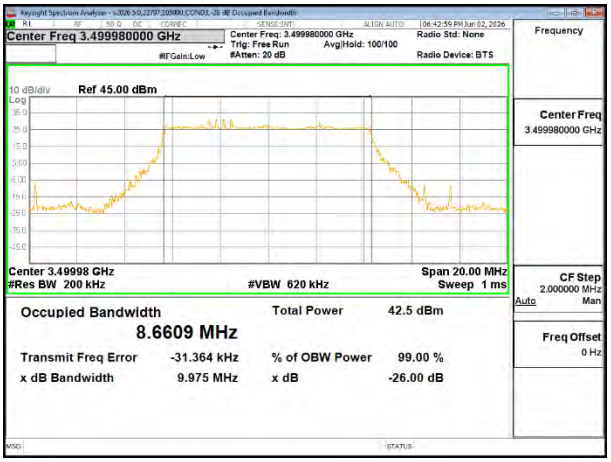

5G NR n77 10MHz BPSK Middle Channel RB24-0

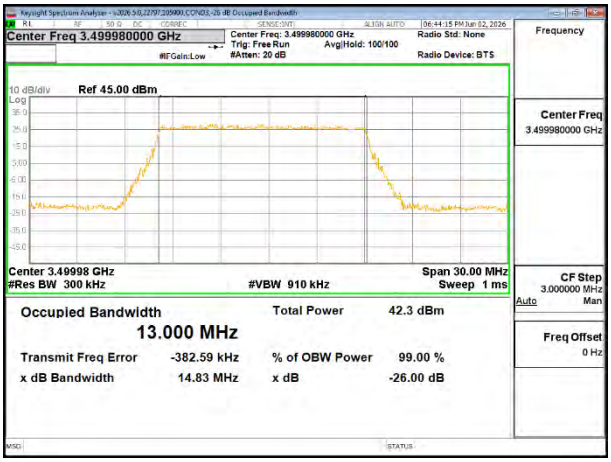

5G NR n77 15MHz BPSK Middle Channel RB36-0

5G NR n77 20MHz BPSK Middle Channel RB50-0

5G NR n77 25MHz BPSK Middle Channel RB64-0

5G NR n77 30MHz BPSK Middle Channel RB75-0

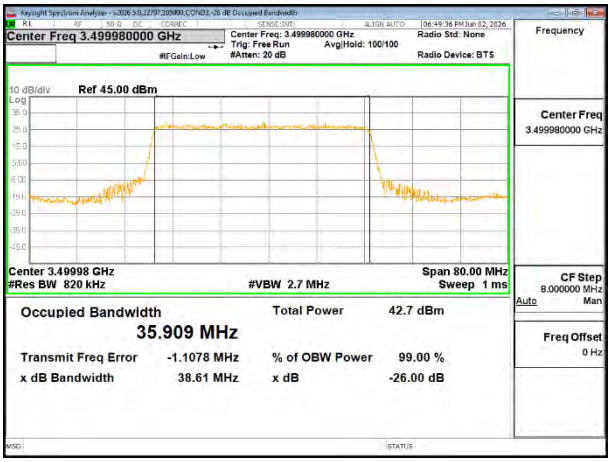

5G NR n77 40MHz BPSK Middle Channel RB100-0

UL LLC.
12 LABORATORY DRIVE, DURHAM, NC 25713, USA
TEL: (510) 319-4000

This report shall not be reproduced except in full, without the written approval of UL LLC.

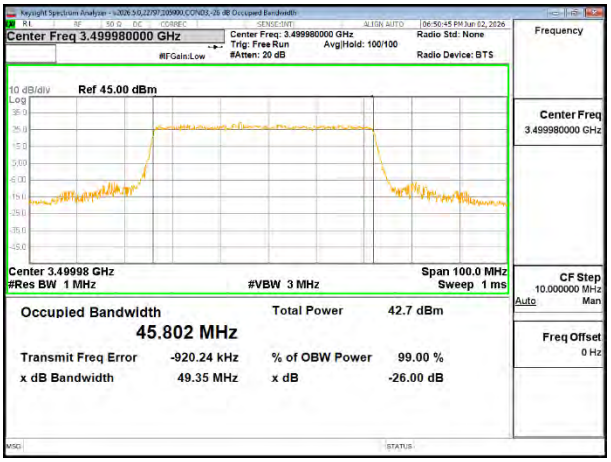

5G NR n77 50MHz BPSK Middle Channel RB128-0

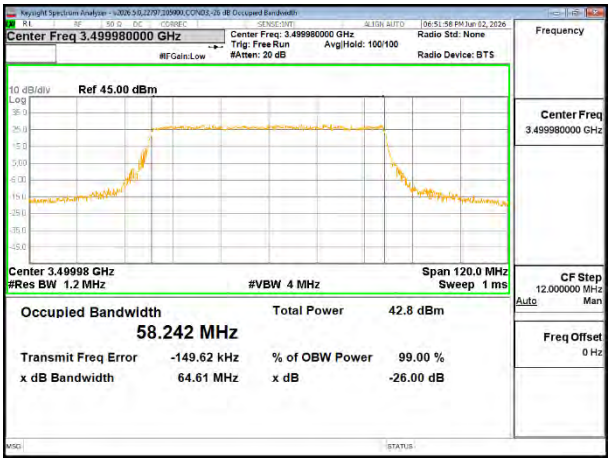

5G NR n77 60MHz BPSK Middle Channel RB162-0

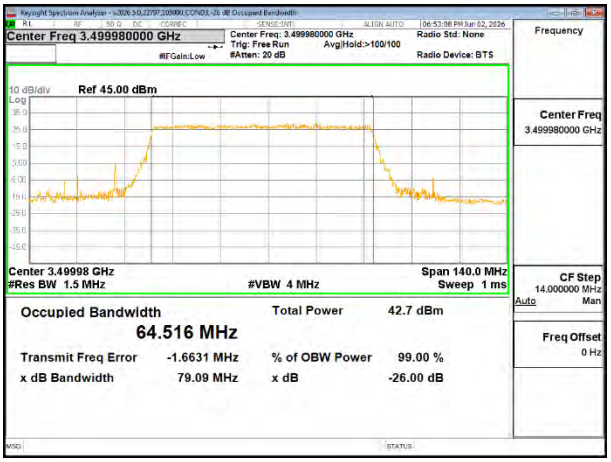

5G NR n77 70MHz BPSK Middle Channel RB180-0

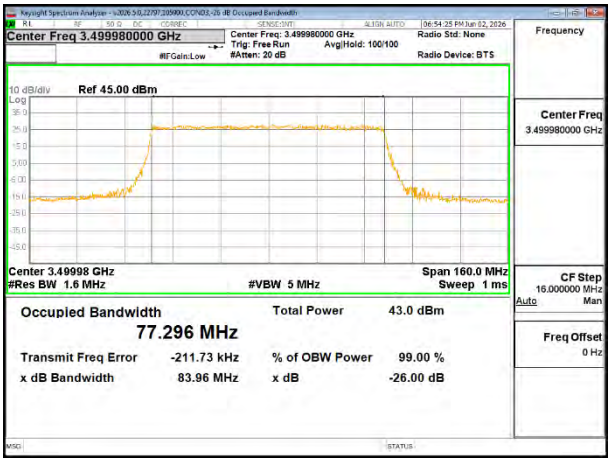

5G NR n77 80MHz BPSK Middle Channel RB216-0

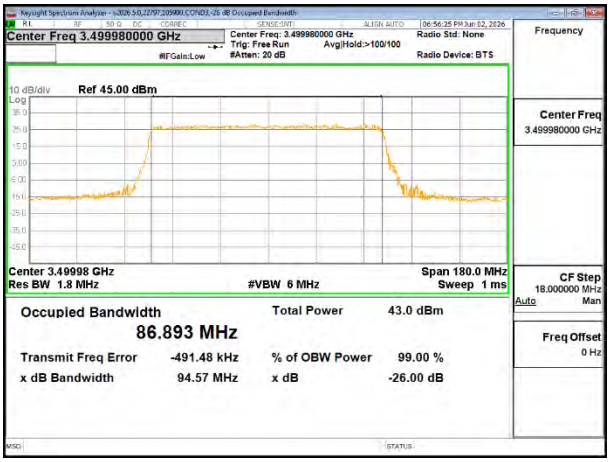

5G NR n77 90MHz BPSK Middle Channel RB243-0

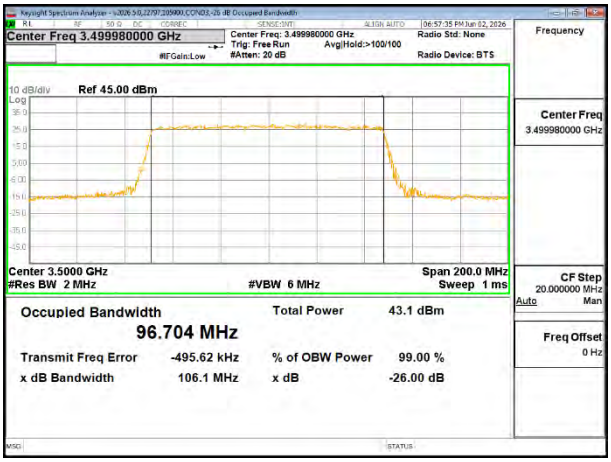

5G NR n77 100MHz BPSK Middle Channel RB270-0

UL LLC.
12 LABORATORY DRIVE, DURHAM, NC 25713, USA
TEL: (510) 319-4000

This report shall not be reproduced except in full, without the written approval of UL LLC.

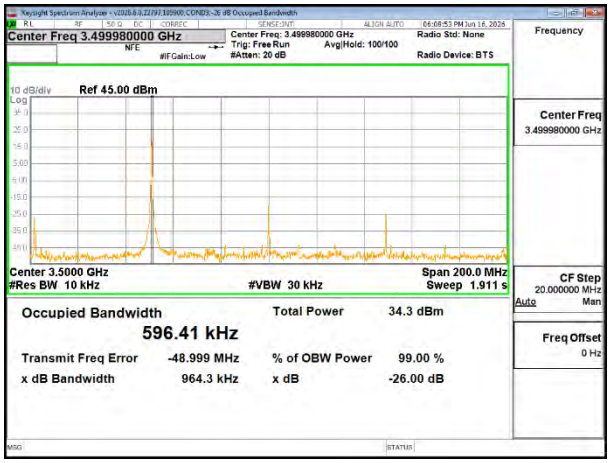

5G NR n77 100MHz BPSK Middle Channel RB1-1

Intentionally Blank

UL LLC.
12 LABORATORY DRIVE, DURHAM, NC 25713, USA TEL: (510) 319-4000

This report shall not be reproduced except in full, without the written approval of UL LLC.

8.1.2. 5G NR n77c (FCC Part 27 3700-3980MHz)

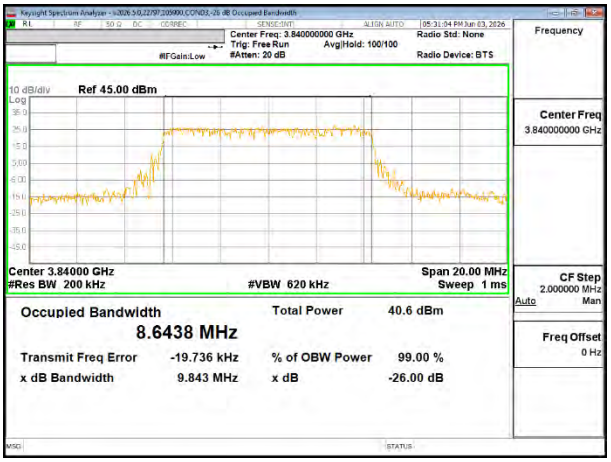

5G NR n77 10MHz BPSK Middle Channel RB24-0

5G NR n77 15MHz BPSK Middle Channel RB36-0

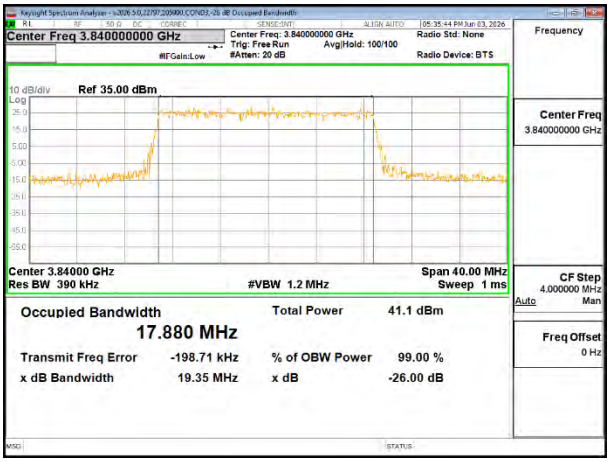

5G NR n77 20MHz BPSK Middle Channel RB50-0

5G NR n77 25MHz BPSK Middle Channel RB64-0

5G NR n77 30MHz BPSK Middle Channel RB75-0

5G NR n77 40MHz BPSK Middle Channel RB100-0

UL LLC.
12 LABORATORY DRIVE, DURHAM, NC 25713, USA
TEL: (510) 319-4000

This report shall not be reproduced except in full, without the written approval of UL LLC.

5G NR n77 50MHz BPSK Middle Channel RB128-0

5G NR n77 60MHz BPSK Middle Channel RB162-0

5G NR n77 70MHz BPSK Middle Channel RB180-0

5G NR n77 80MHz BPSK Middle Channel RB216-0

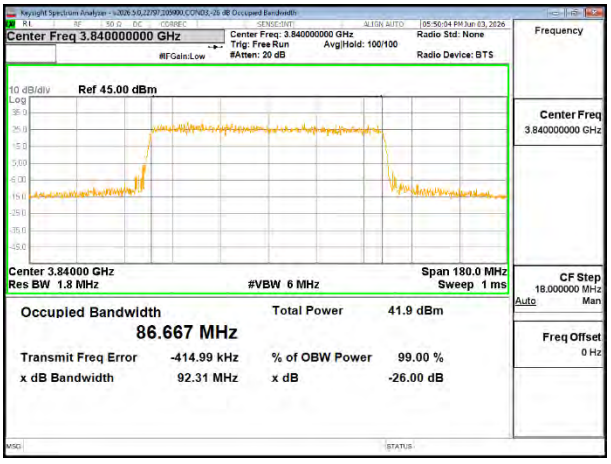

5G NR n77 90MHz BPSK Middle Channel RB243-0

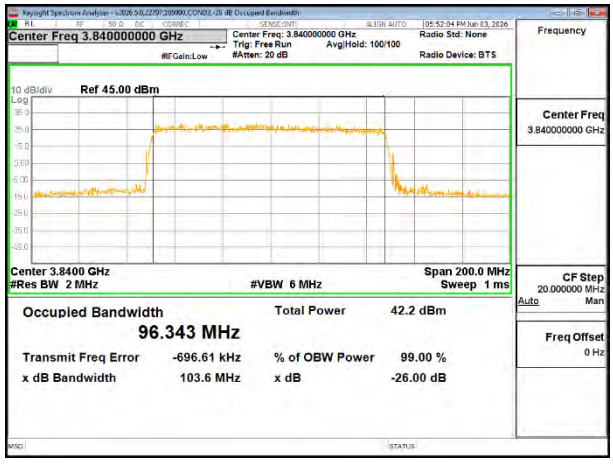

5G NR n77 100MHz BPSK Middle Channel RB270-0

This report shall not be reproduced except in full, without the written approval of UL LLC.

5G NR n77 100MHz BPSK Middle Channel RB1-1

Intentionally Blank

UL LLC.
12 LABORATORY DRIVE, DURHAM, NC 25713, USA TEL: (510) 319-4000

This report shall not be reproduced except in full, without the written approval of UL LLC.

8.2. EMISSION MASK AND ADJACENT CHANNEL POWER

LIMITS

FCC: §27.53
(n) 3.45 GHz Service. The following emission limits apply to stations transmitting in the 3450-3550 MHz band:

(2) For mobile operations in the 3450-3550 MHz band, the conducted power of any emission outside the licensee's authorized bandwidth shall not exceed −13 dBm/MHz. Compliance with this paragraph (n)(2) is based on the use of measurement instrumentation employing a resolution bandwidth of 1 megahertz or greater. However, in the 1 megahertz bands immediately outside and adjacent to the licensee's frequency block, a resolution bandwidth of at least one percent of the emission bandwidth of the fundamental emission of the transmitter may be employed, but limited to a maximum of 200 kHz. In the bands between 1 and 5 MHz removed from the licensee's frequency block, the minimum resolution bandwidth for the measurement shall be 500 kHz. The emission bandwidth is defined as the width of the signal between two points, one below the carrier center frequency and one above the carrier center frequency, outside of which all emissions are attenuated at least 26 dB below the transmitter power.

FCC: §27.53
(l) 3.7 GHz Service.The following emission limits apply to stations transmitting in the 3700-3980 MHz band:
(2) For mobile operations in the 3700-3980 MHz band, the conducted power of any emission outside the licensee's authorized bandwidth shall not exceed −13 dBm/MHz. Compliance with this paragraph (l)(2) is based on the use of measurement instrumentation employing a resolution bandwidth of 1 megahertz or greater. However, in the 1 megahertz bands immediately outside and adjacent to the licensee's frequency block, the minimum resolution bandwidth for the measurement shall be either one percent of the emission bandwidth of the fundamental emission of the transmitter or 350 kHz. In the bands between 1 and 5 MHz removed from the licensee's frequency block, the minimum resolution bandwidth for the measurement shall be 500 kHz. The emission bandwidth is defined as the width of the signal between two points, one below the carrier center frequency and one above the carrier center frequency, outside of which all emissions are attenuated at least 26 dB below the transmitter power.

TEST PROCEDURE

For Spectrum Emission Mask plots, the spectrum analyzer is configured to sweep with a moving integration window, the width of which can be adjusted to different sizes across the sweep. The window width is configured to be greater than or equal to the required reference bandwidth. The center frequencies of the integration window for the different integration windows was set such that the upper and lower edges of the windows are aligned with the transition points in the reference bandwidths. This is achieved by setting the start / stop frequencies of the window with an offset equal to the reference bandwidth / 2 from the transition point.

The transmitter output was connected to a base station simulator and configured to operate at maximum power. The band edge emissions were measured at the required operating frequencies in each band on the Spectrum Analyzer.

For each band edge measurement:
1. Set the spectrum analyzer span to include the block edge frequency.
2. Set a marker to point the corresponding band edge frequency in each test case.
3. Set display line at required limits.
4. Set resolution bandwidth to at least 1% of emission bandwidth.

RESULTS

UL LLC.
12 LABORATORY DRIVE, DURHAM, NC 25713, USA TEL: (510) 319-4000
This report shall not be reproduced except in full, without the written approval of UL LLC.

8.2.1. 5G NR n77a (FCC Part 27 3450-3550MHz)

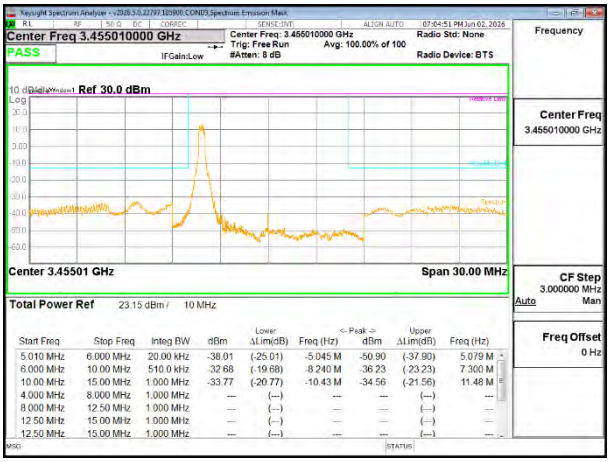

5G NR n77 10MHz BPSK Low Channel RB1-0

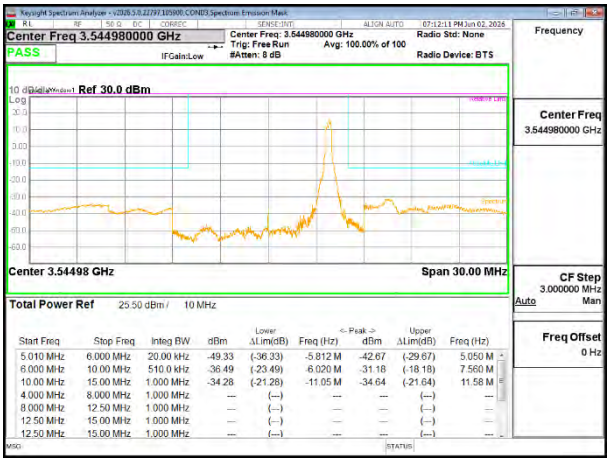

5G NR n77 10MHz BPSK High Channel RB1-22

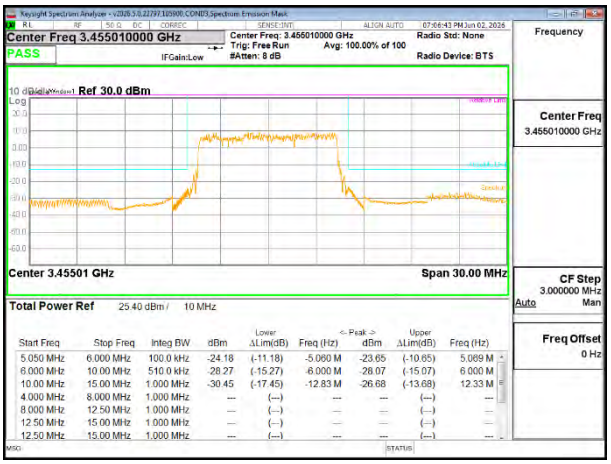

5G NR n77 10MHz BPSK Low Channel RB24-0

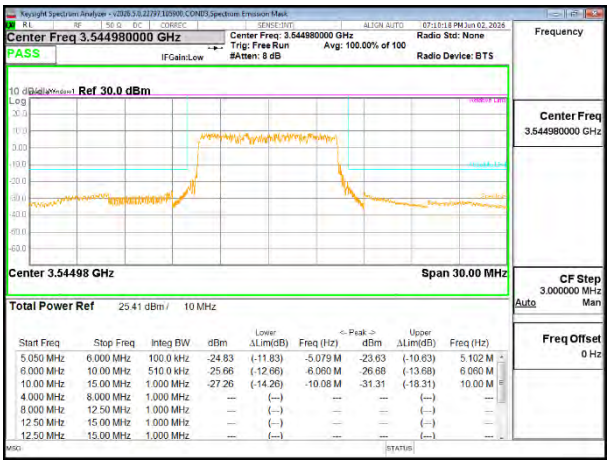

5G NR n77 10MHz BPSK High Channel RB24-0

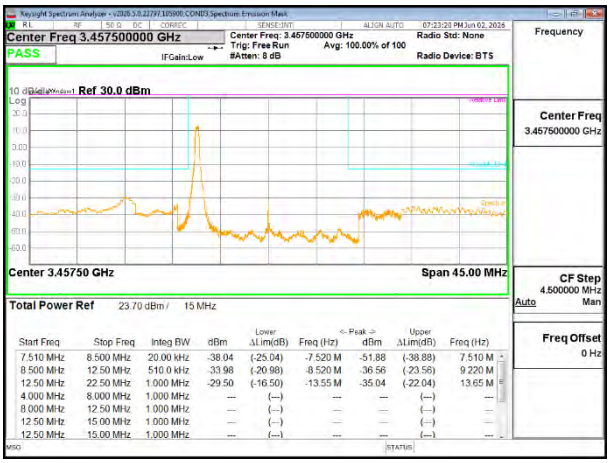

5G NR n77 15MHz BPSK Low Channel RB1-0

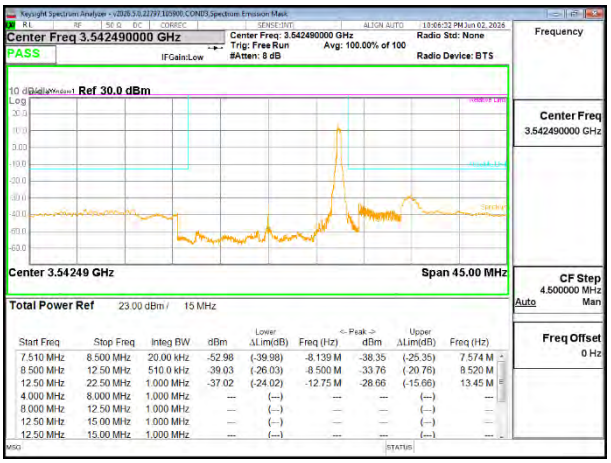

5G NR n77 15MHz BPSK High Channel RB1-37

UL LLC.
12 LABORATORY DRIVE, DURHAM, NC 25713, USA
TEL: (510) 319-4000

This report shall not be reproduced except in full, without the written approval of UL LLC.

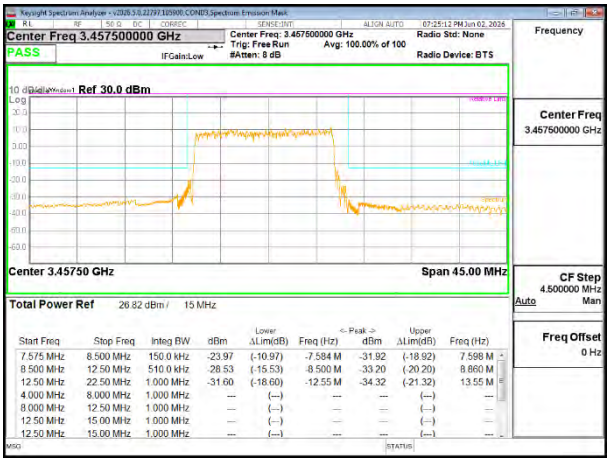

5G NR n77 15MHz BPSK Low Channel RB36-0

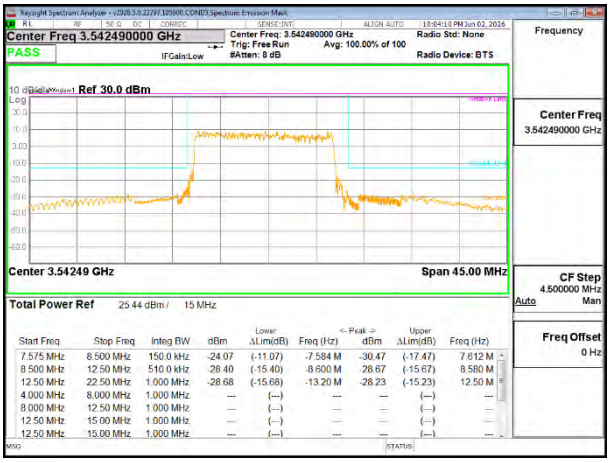

5G NR n77 15MHz BPSK High Channel RB36-0

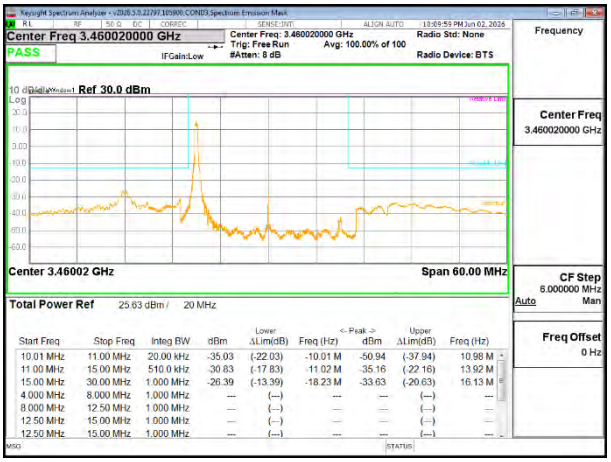

5G NR n77 20MHz BPSK Low Channel RB1-0

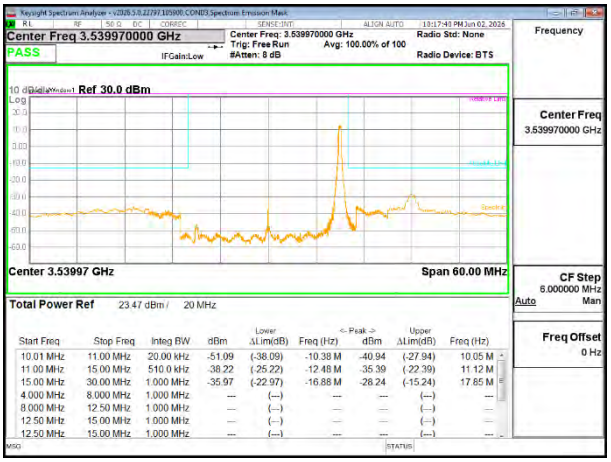

5G NR n77 20MHz BPSK High Channel RB1-50

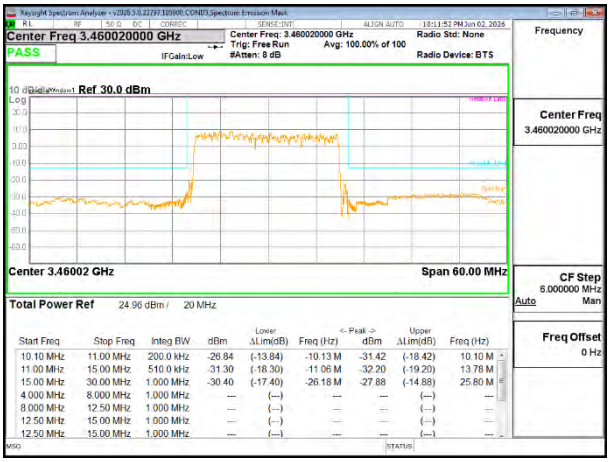

5G NR n77 20MHz BPSK Low Channel RB50-0

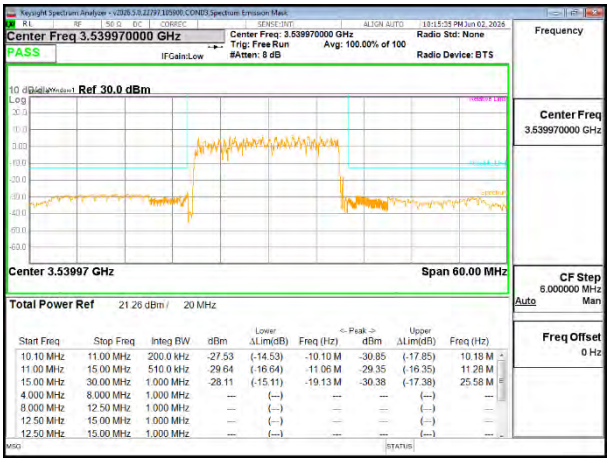

5G NR n77 20MHz BPSK High Channel RB50-0

UL LLC.
12 LABORATORY DRIVE, DURHAM, NC 25713, USA
TEL: (510) 319-4000

This report shall not be reproduced except in full, without the written approval of UL LLC.

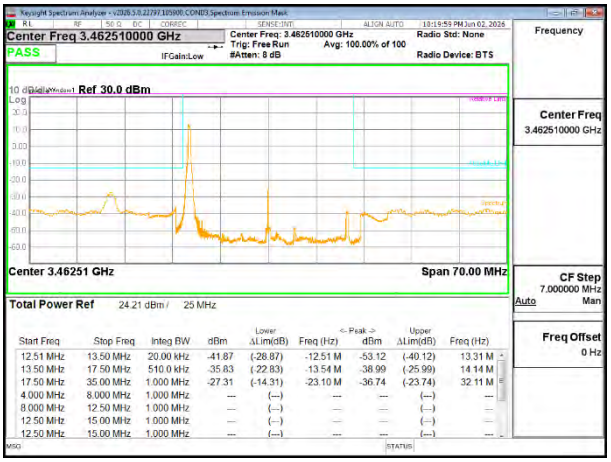

5G NR n77 25MHz BPSK Low Channel RB1-0

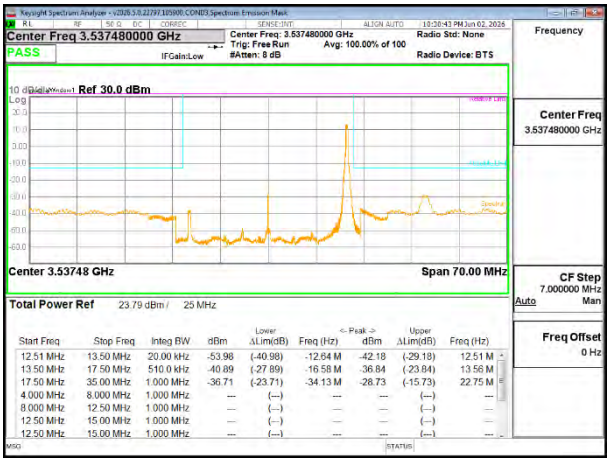

5G NR n77 25MHz BPSK High Channel RB1-64

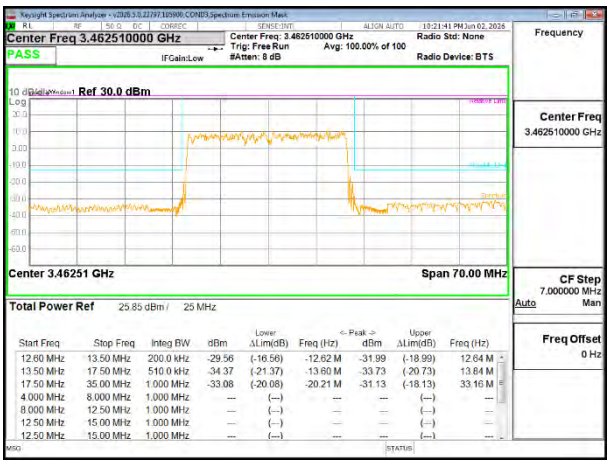

5G NR n77 25MHz BPSK Low Channel RB64-0

5G NR n77 25MHz BPSK High Channel RB64-0

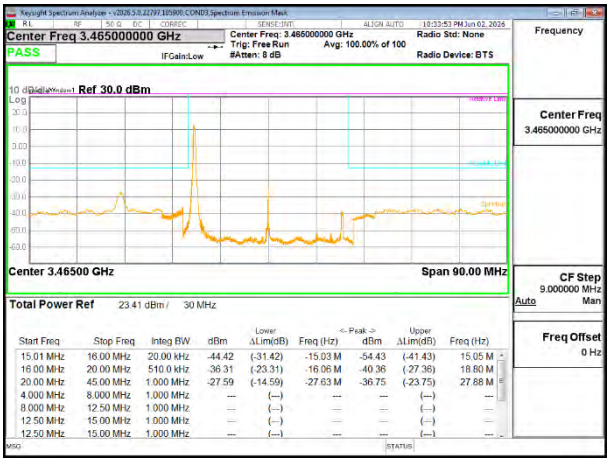

5G NR n77 30MHz BPSK Low Channel RB1-0

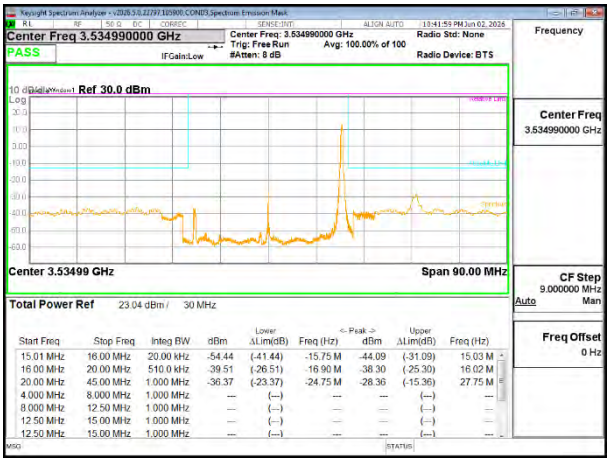

5G NR n77 30MHz BPSK High Channel RB1-77

UL LLC.
12 LABORATORY DRIVE, DURHAM, NC 25713, USA
TEL: (510) 319-4000

This report shall not be reproduced except in full, without the written approval of UL LLC.

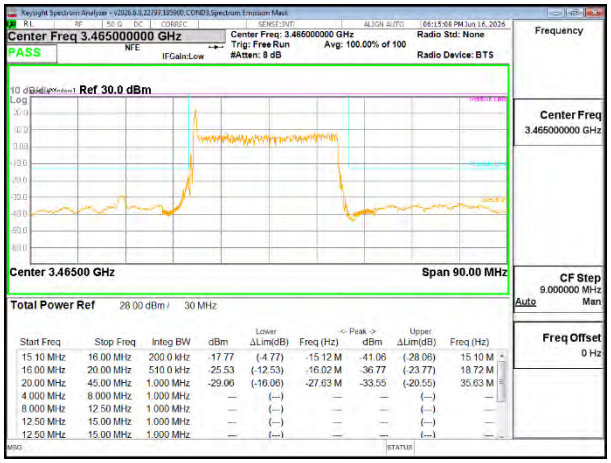

5G NR n77 30MHz BPSK Low Channel RB75-0

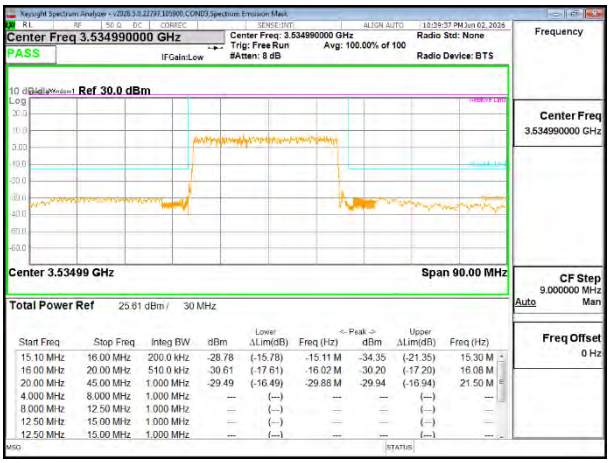

5G NR n77 30MHz BPSK High Channel RB75-0

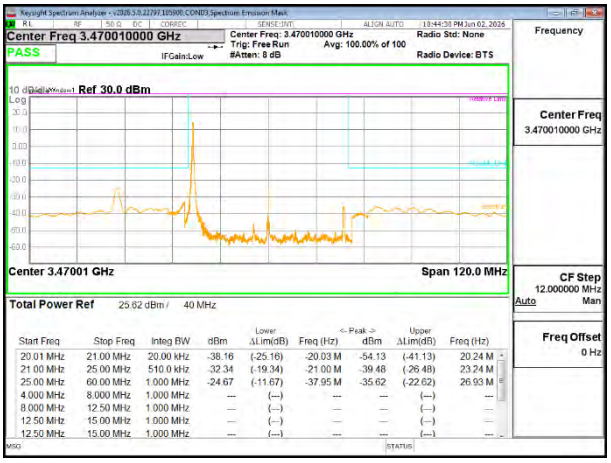

5G NR n77 40MHz BPSK Low Channel RB1-0

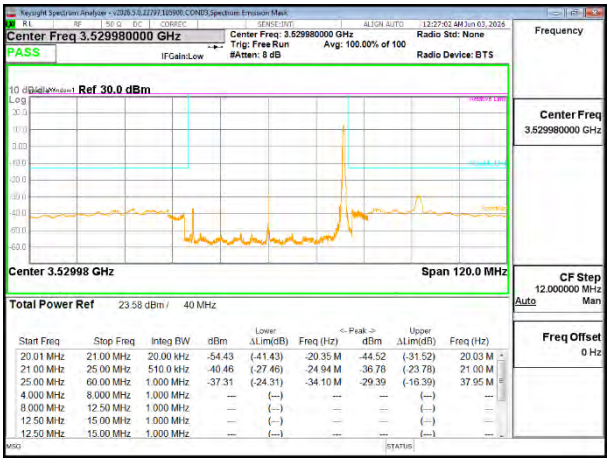

5G NR n77 40MHz BPSK High Channel RB1-105

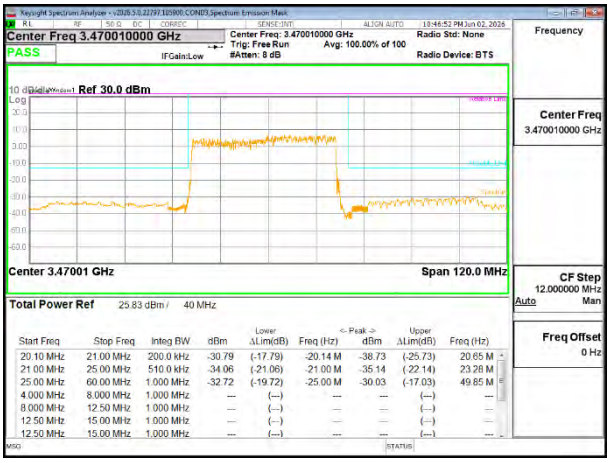

5G NR n77 40MHz BPSK Low Channel RB100-0

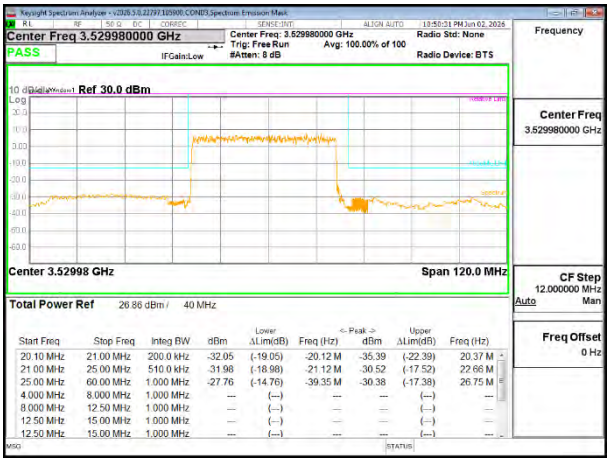

5G NR n77 40MHz BPSK High Channel RB100-0

UL LLC.
12 LABORATORY DRIVE, DURHAM, NC 25713, USA
TEL: (510) 319-4000

This report shall not be reproduced except in full, without the written approval of UL LLC.

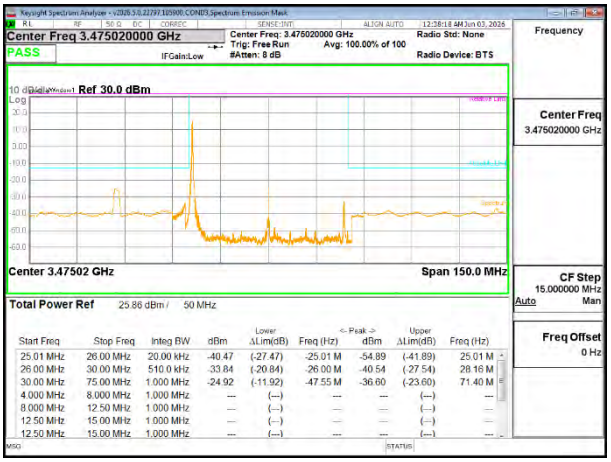

5G NR n77 50MHz BPSK Low Channel RB1-0

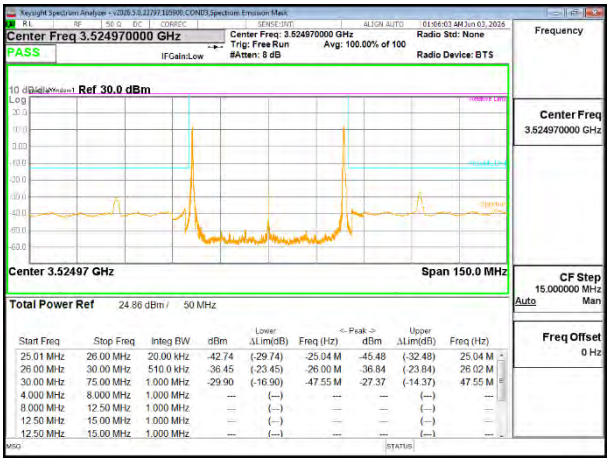

5G NR n77 50MHz BPSK High Channel RB1-132

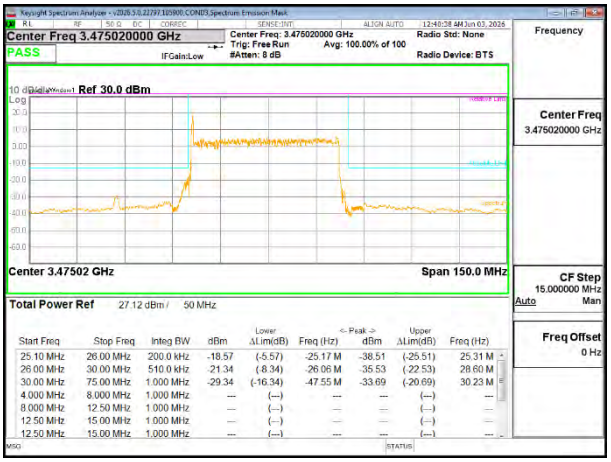

5G NR n77 50MHz BPSK Low Channel RB128-0

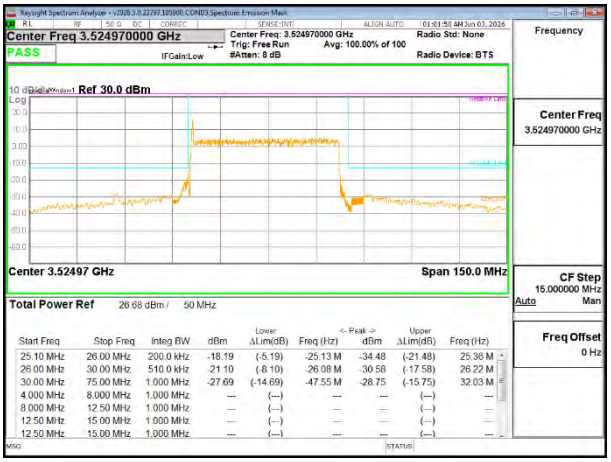

5G NR n77 50MHz BPSK High Channel RB128-0

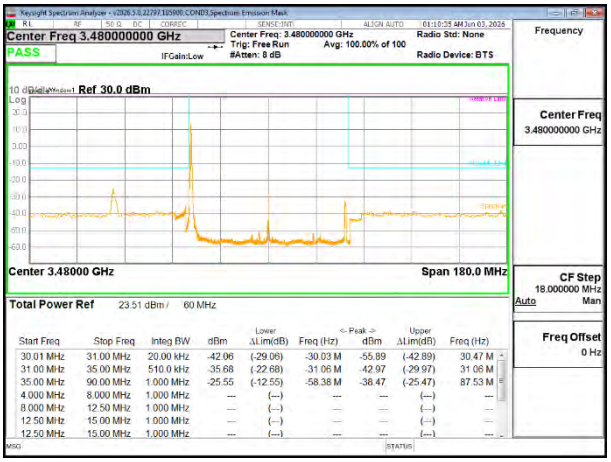

5G NR n77 60MHz BPSK Low Channel RB1-0

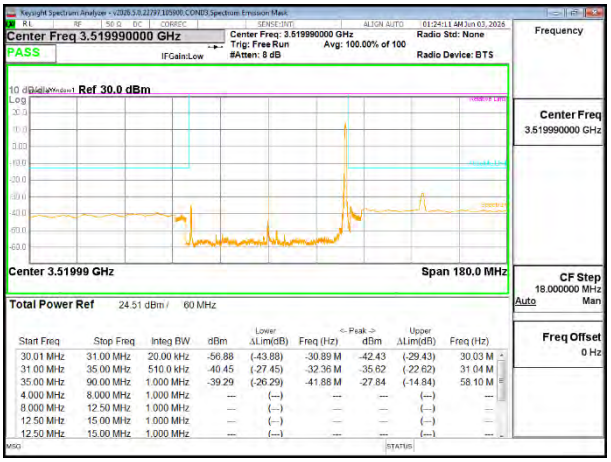

5G NR n77 60MHz BPSK High Channel RB1-161

UL LLC.
12 LABORATORY DRIVE, DURHAM, NC 25713, USA
TEL: (510) 319-4000

This report shall not be reproduced except in full, without the written approval of UL LLC.

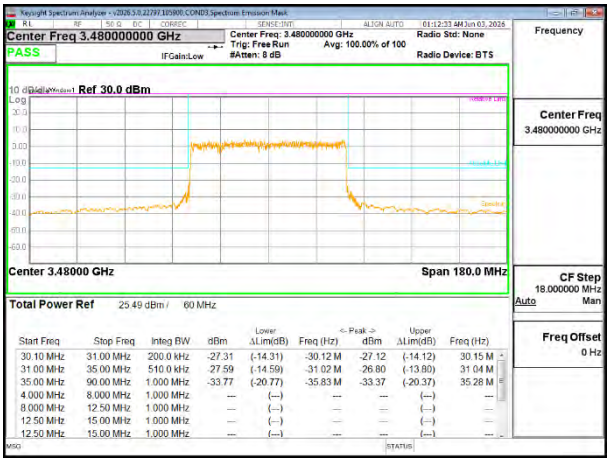

5G NR n77 60MHz BPSK Low Channel RB162-0

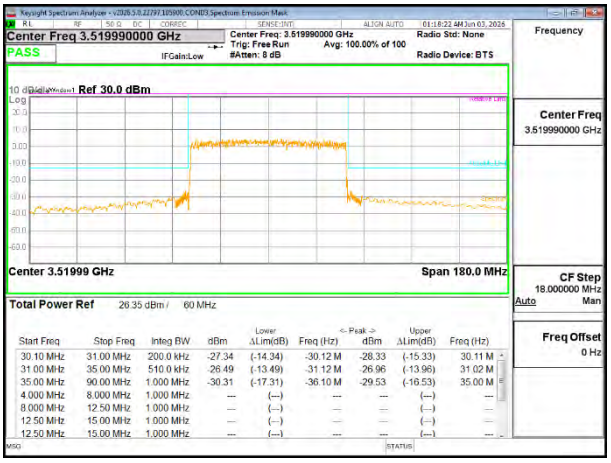

5G NR n77 60MHz BPSK High Channel RB162-0

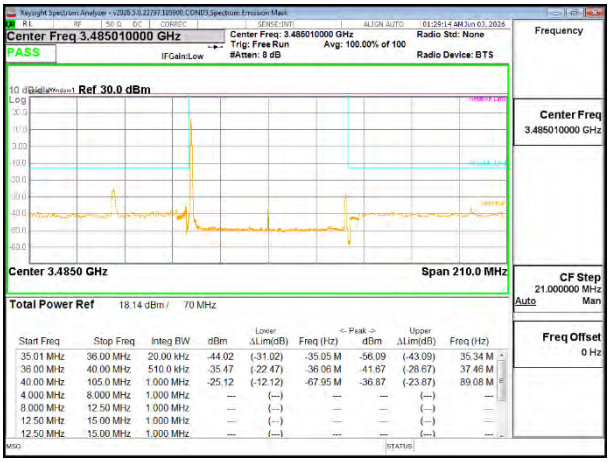

5G NR n77 70MHz BPSK Low Channel RB1-0

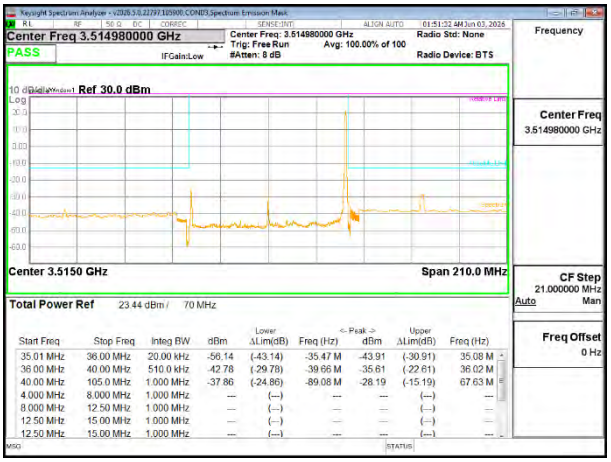

5G NR n77 70MHz BPSK High Channel RB1-188

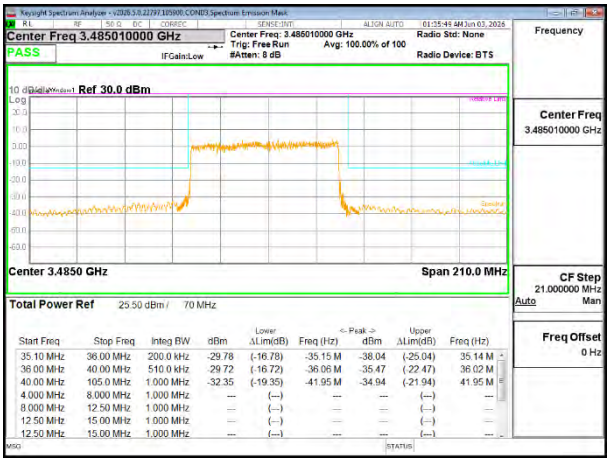

5G NR n77 70MHz BPSK Low Channel RB180-0

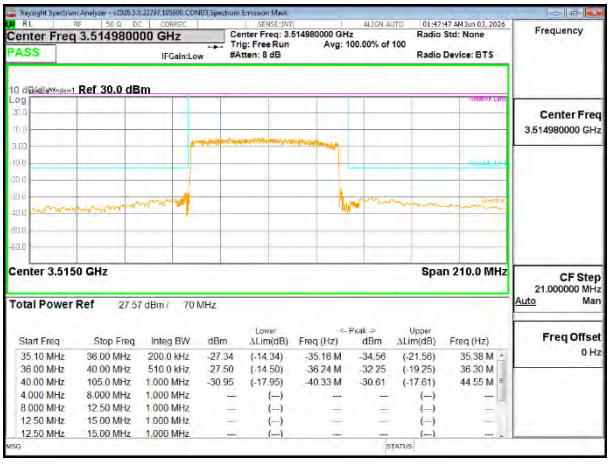

5G NR n77 70MHz BPSK High Channel RB180-0

UL LLC.
12 LABORATORY DRIVE, DURHAM, NC 25713, USA
TEL: (510) 319-4000

This report shall not be reproduced except in full, without the written approval of UL LLC.

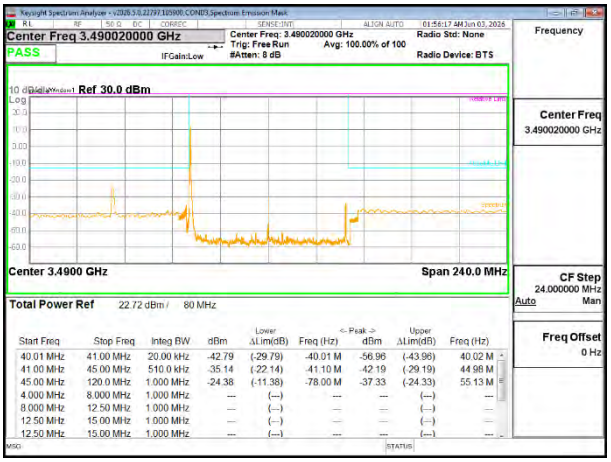

5G NR n77 80MHz BPSK Low Channel RB1-0

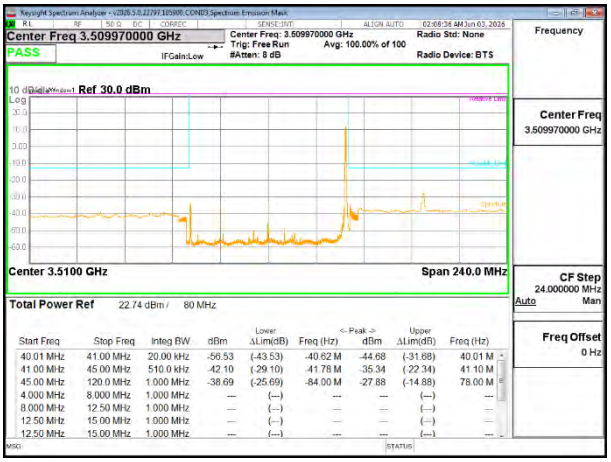

5G NR n77 80MHz BPSK High Channel RB1-216

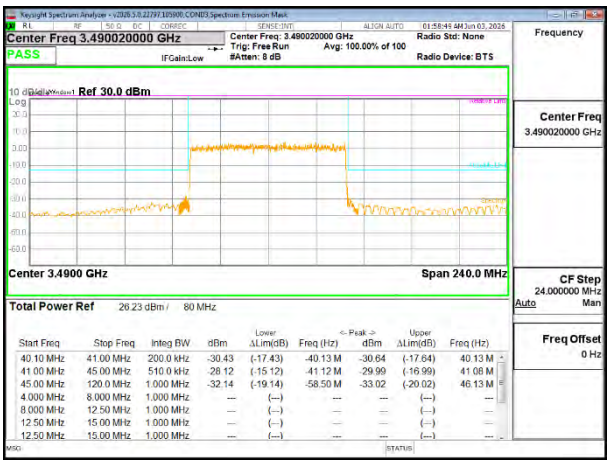

5G NR n77 80MHz BPSK Low Channel RB216-0

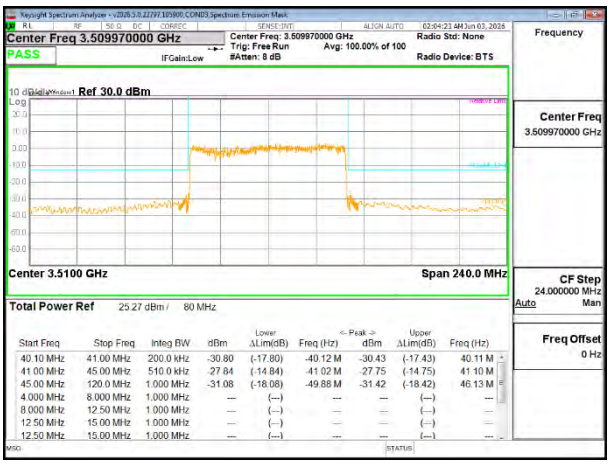

5G NR n77 80MHz BPSK High Channel RB216-0

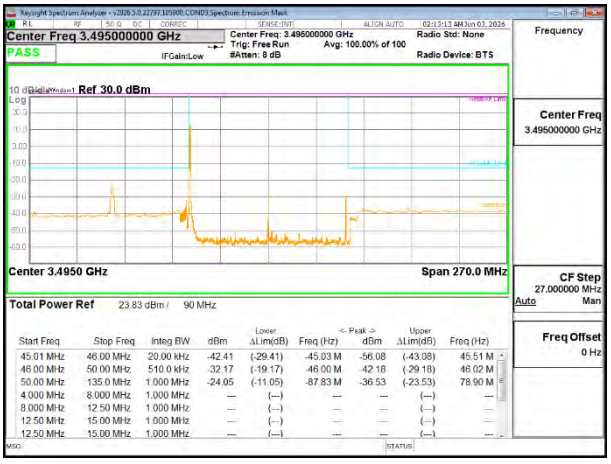

5G NR n77 90MHz BPSK Low Channel RB1-0

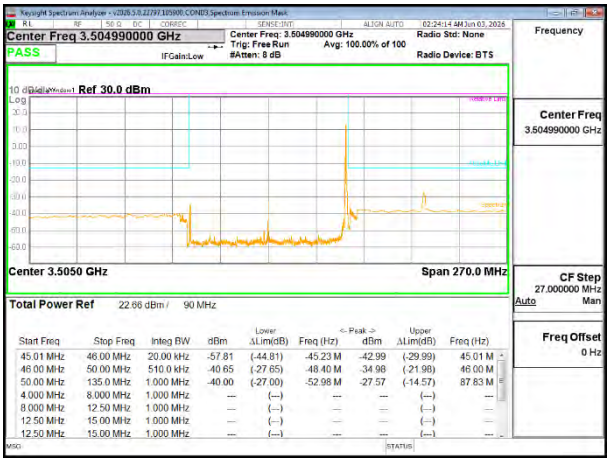

5G NR n77 90MHz BPSK High Channel RB1-244

UL LLC.
12 LABORATORY DRIVE, DURHAM, NC 25713, USA
TEL: (510) 319-4000

This report shall not be reproduced except in full, without the written approval of UL LLC.

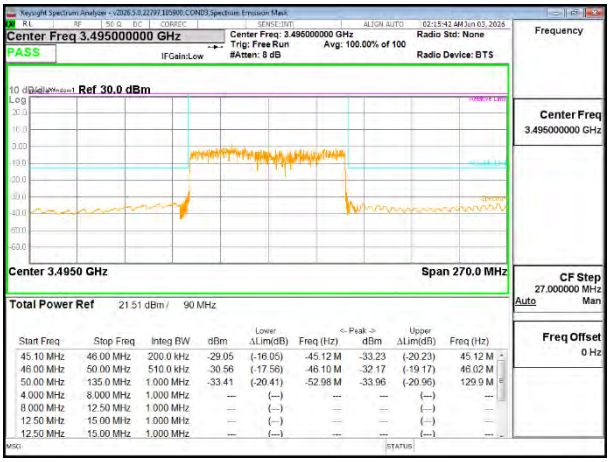

5G NR n77 90MHz BPSK Low Channel RB243-0

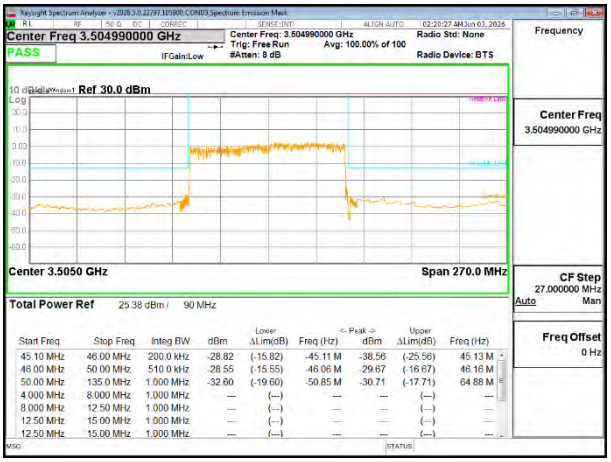

5G NR n77 90MHz BPSK High Channel RB243-0

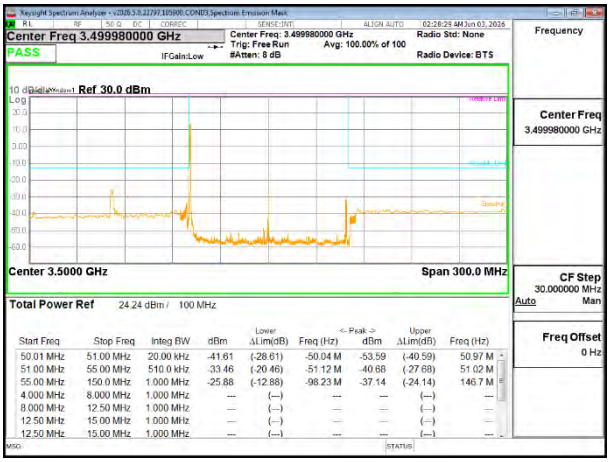

5G NR n77 100MHz BPSK Middle Channel RB1-0

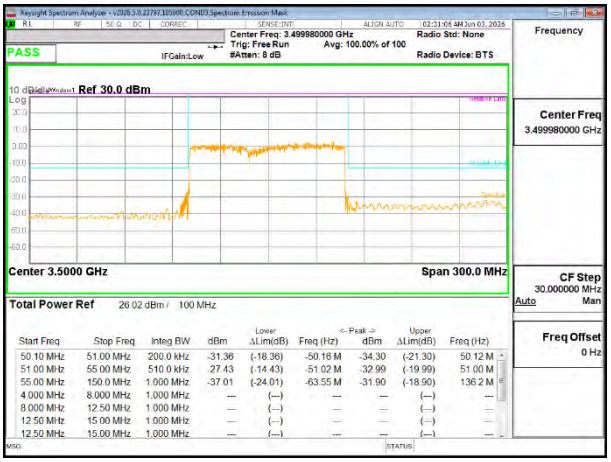

5G NR n77 100MHz BPSK Middle Channel RB270-0

UL LLC.
12 LABORATORY DRIVE, DURHAM, NC 25713, USA
TEL: (510) 319-4000

This report shall not be reproduced except in full, without the written approval of UL LLC.

8.2.2. 5G NR n77c (FCC Part 27 3700-3980MHz)

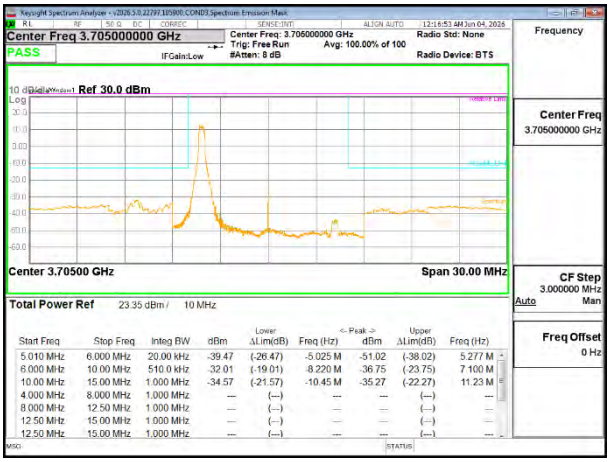

5G NR n77 10MHz BPSK Low Channel RB1-0

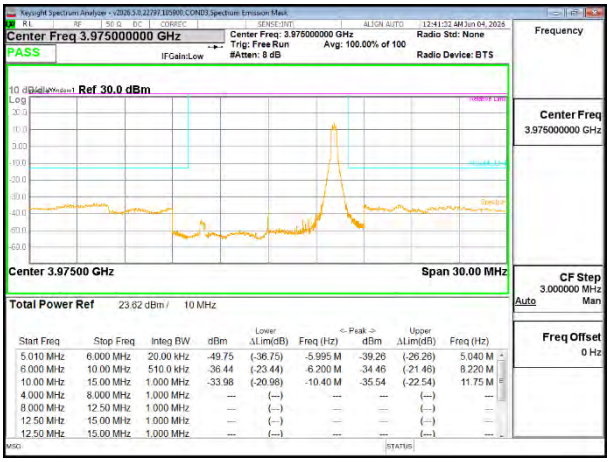

5G NR n77 10MHz BPSK High Channel RB1-23

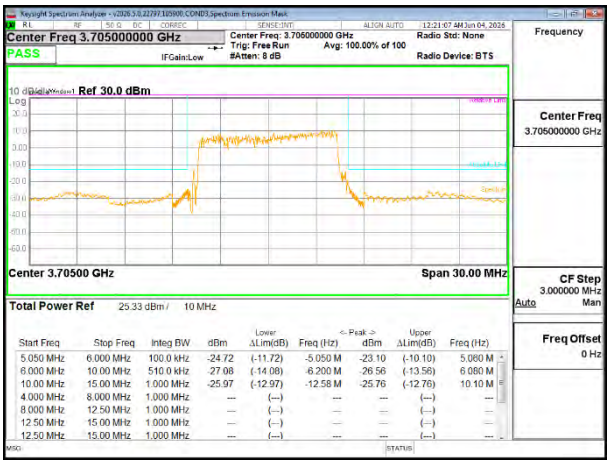

5G NR n77 10MHz BPSK Low Channel RB24-0

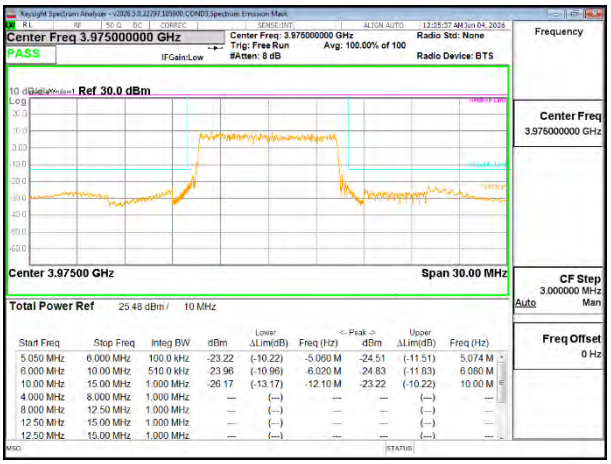

5G NR n77 10MHz BPSK High Channel RB24-0

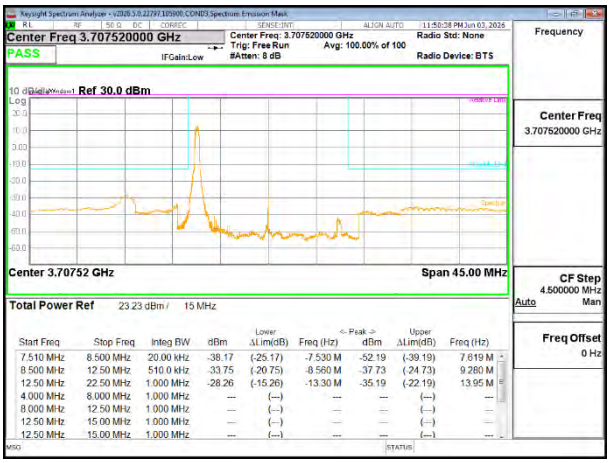

5G NR n77 15MHz BPSK Low Channel RB1-0

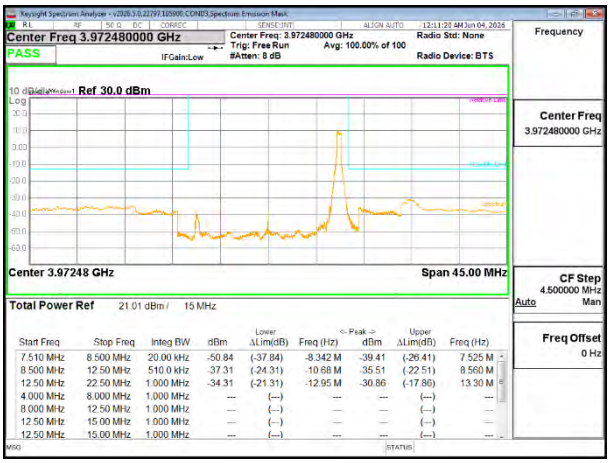

5G NR n77 15MHz BPSK High Channel RB1-37

UL LLC.
12 LABORATORY DRIVE, DURHAM, NC 25713, USA
TEL: (510) 319-4000

This report shall not be reproduced except in full, without the written approval of UL LLC.

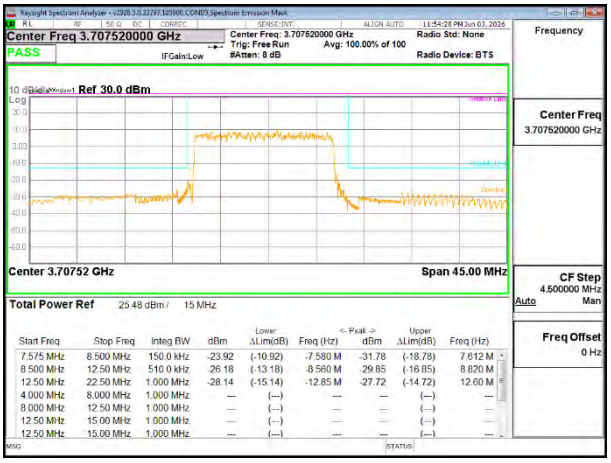

5G NR n77 15MHz BPSK Low Channel RB36-0

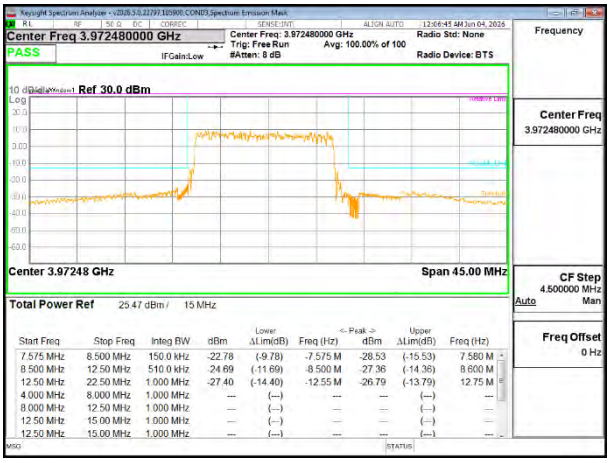

5G NR n77 15MHz BPSK High Channel RB36-0

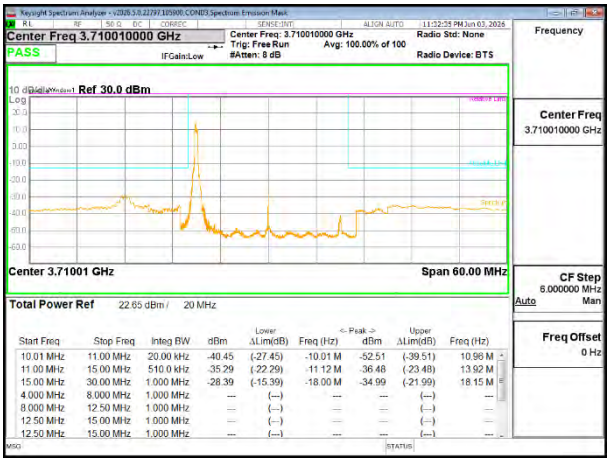

5G NR n77 20MHz BPSK Low Channel RB1-0

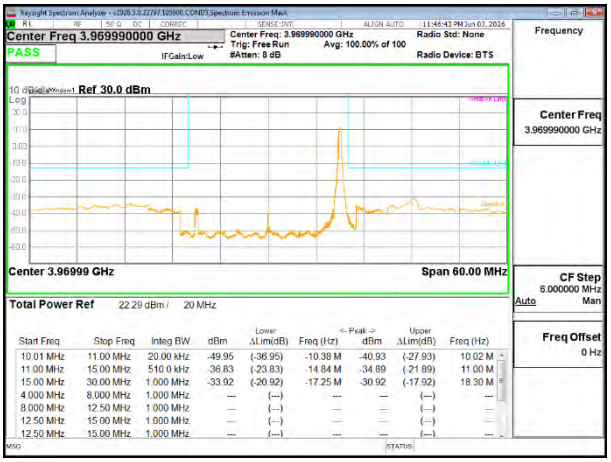

5G NR n77 20MHz BPSK High Channel RB1-50

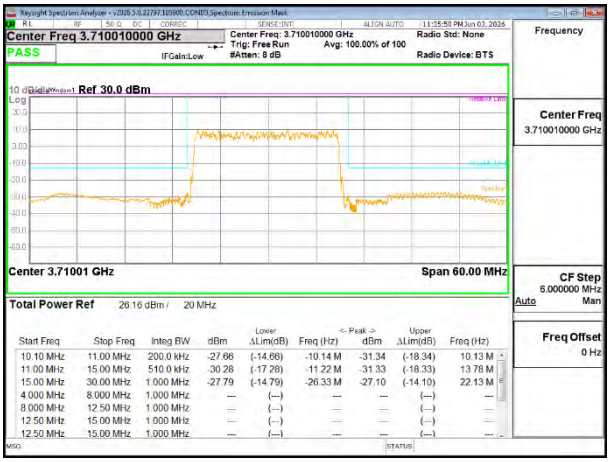

5G NR n77 20MHz BPSK Low Channel RB50-0

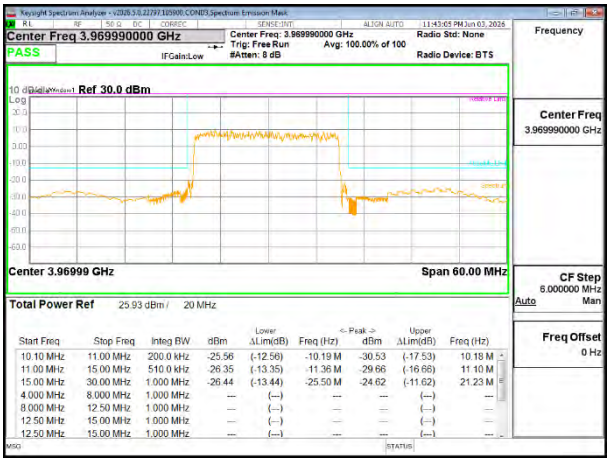

5G NR n77 20MHz BPSK High Channel RB50-0

UL LLC.
12 LABORATORY DRIVE, DURHAM, NC 25713, USA
TEL: (510) 319-4000

This report shall not be reproduced except in full, without the written approval of UL LLC.

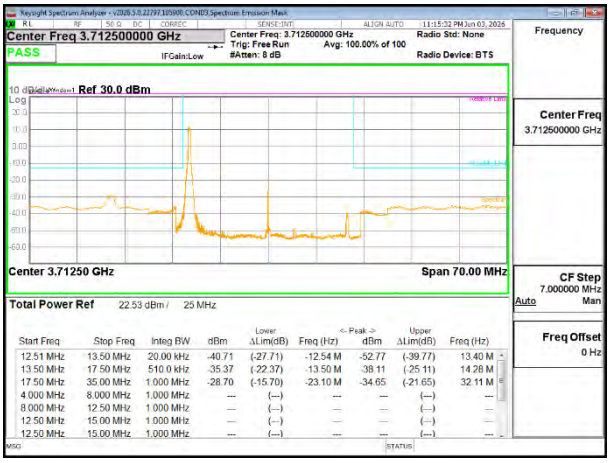

5G NR n77 25MHz BPSK Low Channel RB1-0

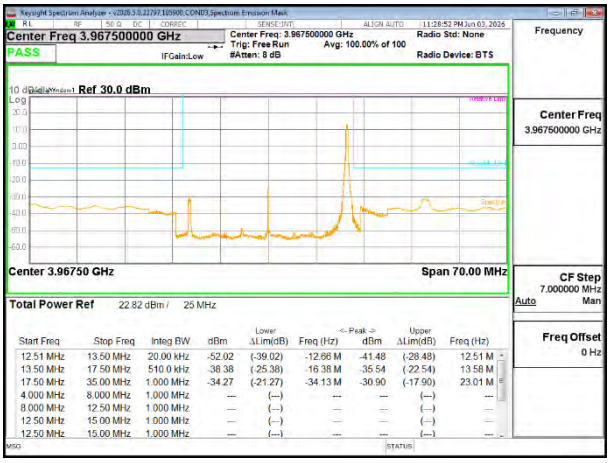

5G NR n77 25MHz BPSK High Channel RB1-64

5G NR n77 25MHz BPSK Low Channel RB64-0

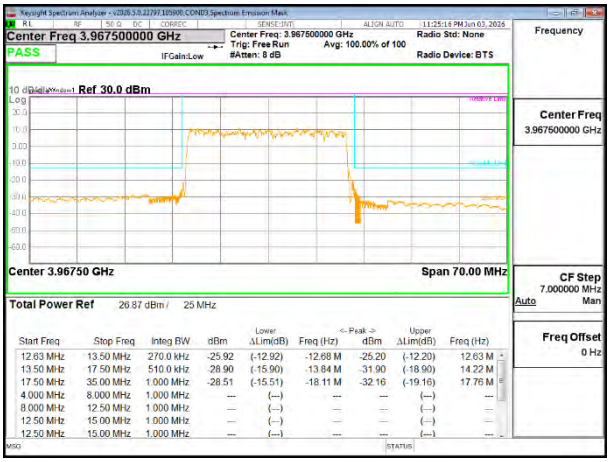

5G NR n77 25MHz BPSK High Channel RB64-0

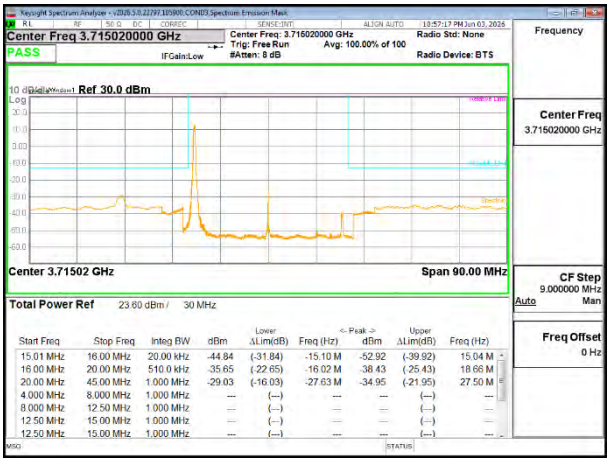

5G NR n77 30MHz BPSK Low Channel RB1-0

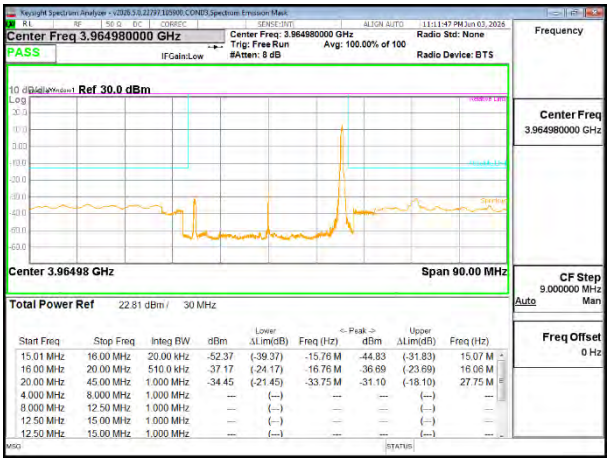

5G NR n77 30MHz BPSK High Channel RB1-77

This report shall not be reproduced except in full, without the written approval of UL LLC.

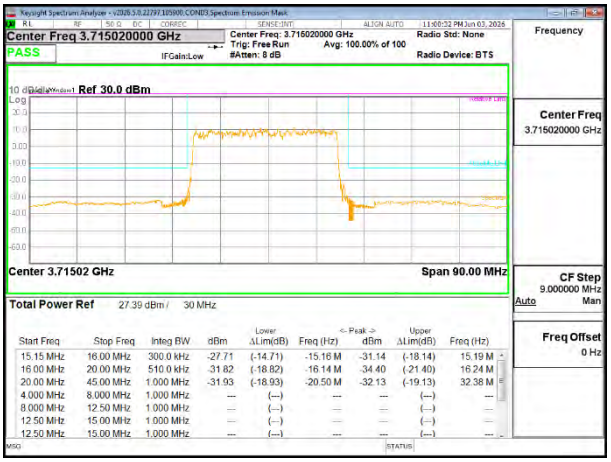

5G NR n77 30MHz BPSK Low Channel RB75-0

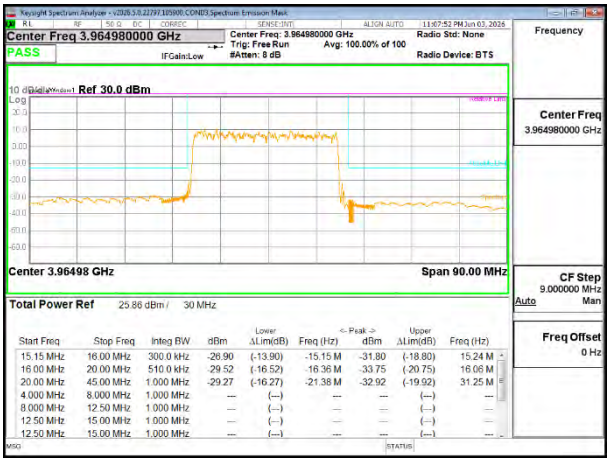

5G NR n77 30MHz BPSK High Channel RB75-0

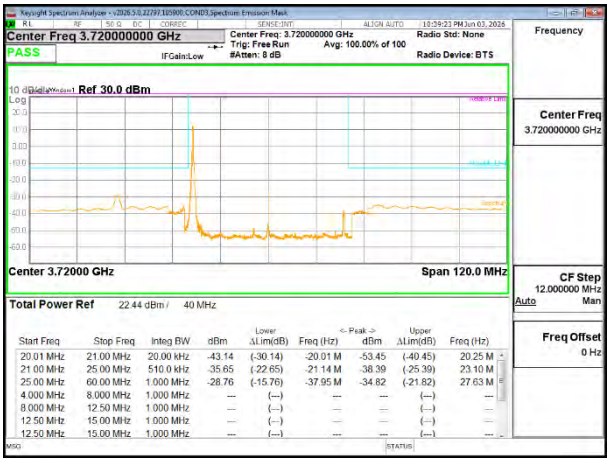

5G NR n77 40MHz BPSK Low Channel RB1-0

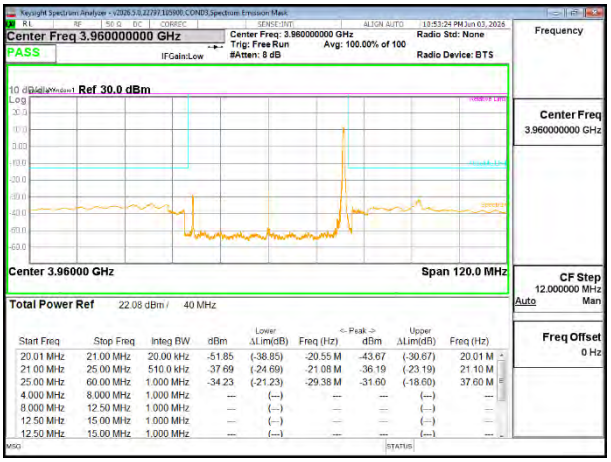

5G NR n77 40MHz BPSK High Channel RB1-105

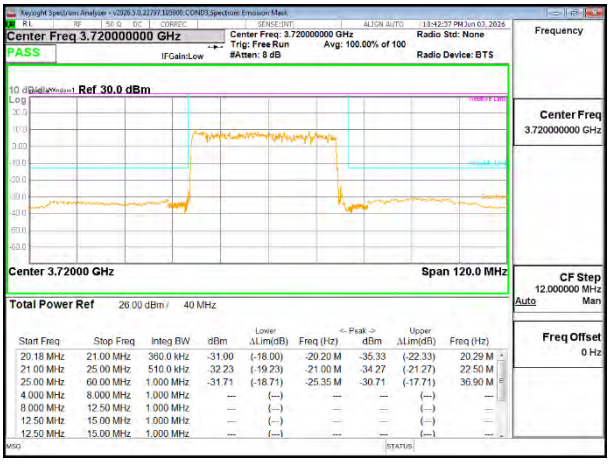

5G NR n77 40MHz BPSK Low Channel RB100-0

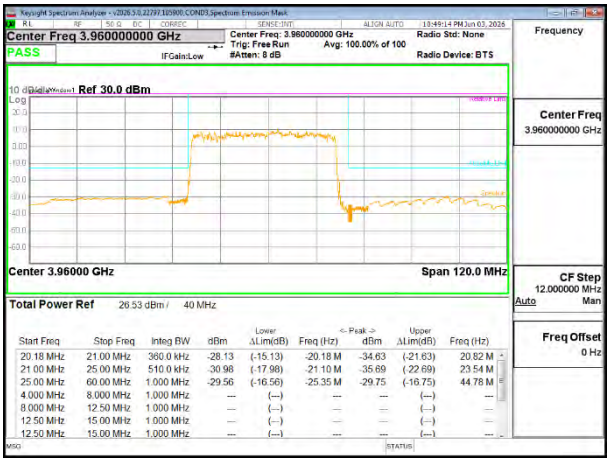

5G NR n77 40MHz BPSK High Channel RB100-0

UL LLC.
12 LABORATORY DRIVE, DURHAM, NC 25713, USA
TEL: (510) 319-4000

This report shall not be reproduced except in full, without the written approval of UL LLC.

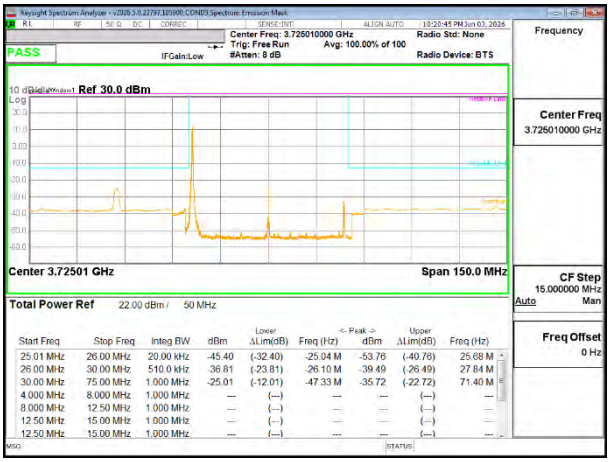

5G NR n77 50MHz BPSK Low Channel RB1-0

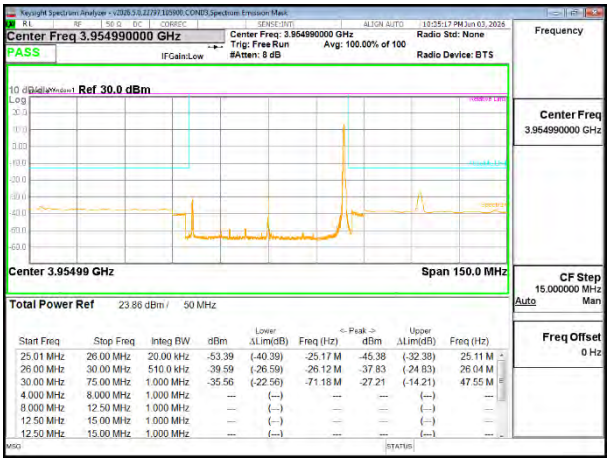

5G NR n77 50MHz BPSK High Channel RB1-132

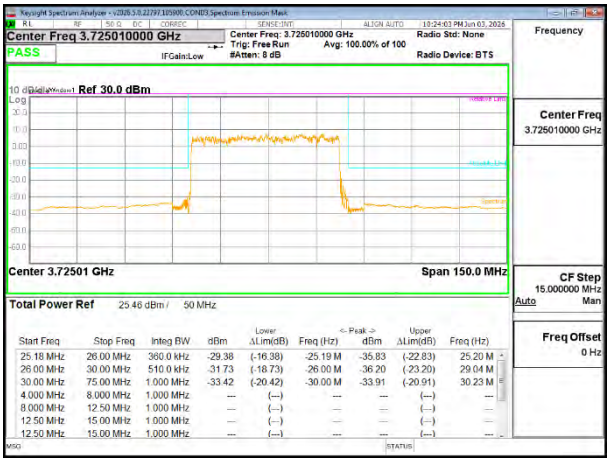

5G NR n77 50MHz BPSK Low Channel RB128-0

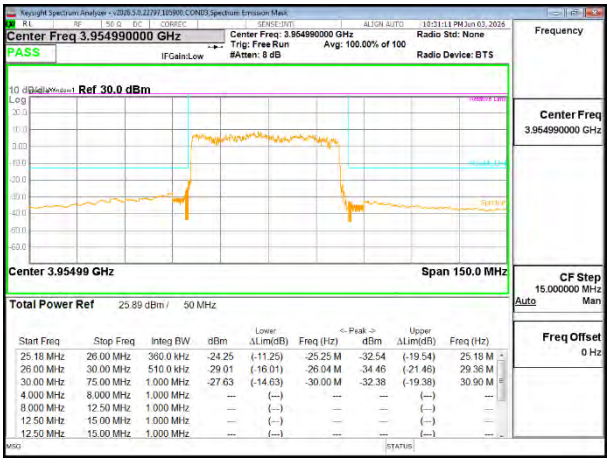

5G NR n77 50MHz BPSK High Channel RB128-0

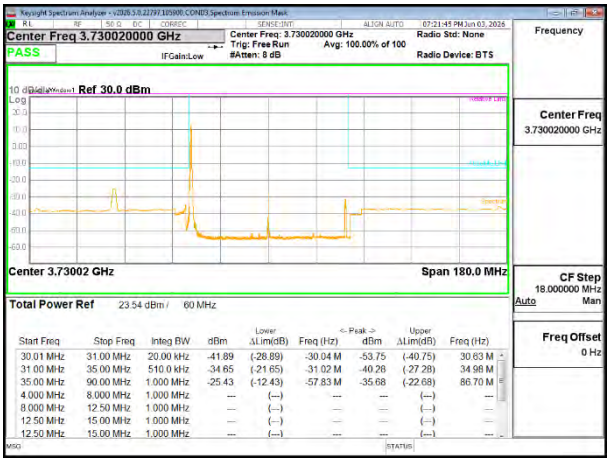

5G NR n77 60MHz BPSK Low Channel RB1-0

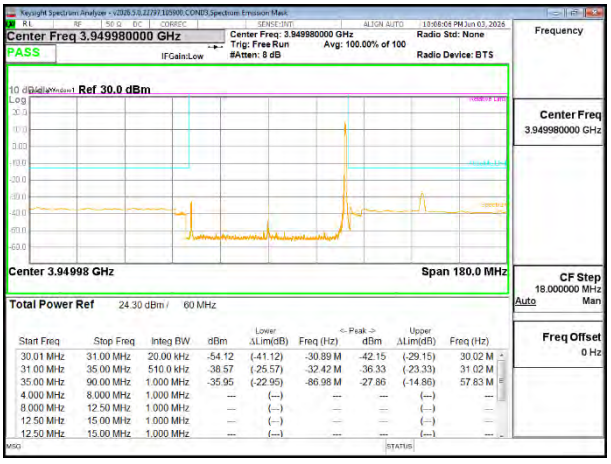

5G NR n77 60MHz BPSK High Channel RB1-161

UL LLC.
12 LABORATORY DRIVE, DURHAM, NC 25713, USA
TEL: (510) 319-4000

This report shall not be reproduced except in full, without the written approval of UL LLC.

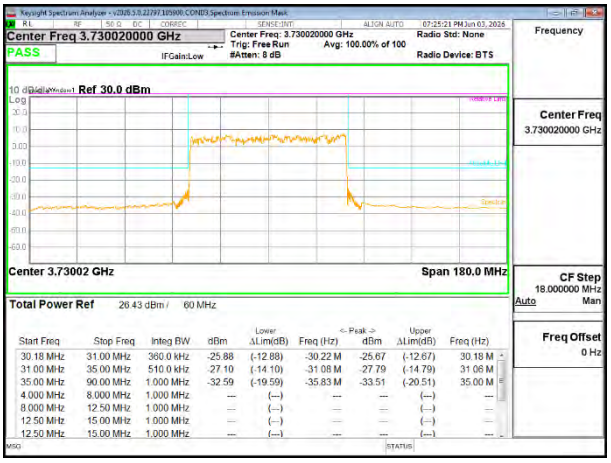

5G NR n77 60MHz BPSK Low Channel RB162-0

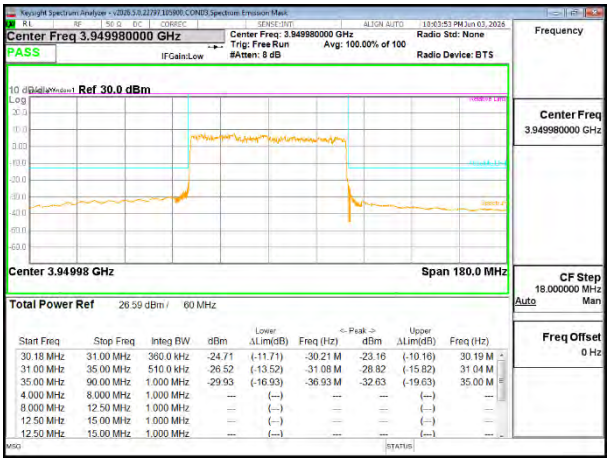

5G NR n77 60MHz BPSK High Channel RB162-0

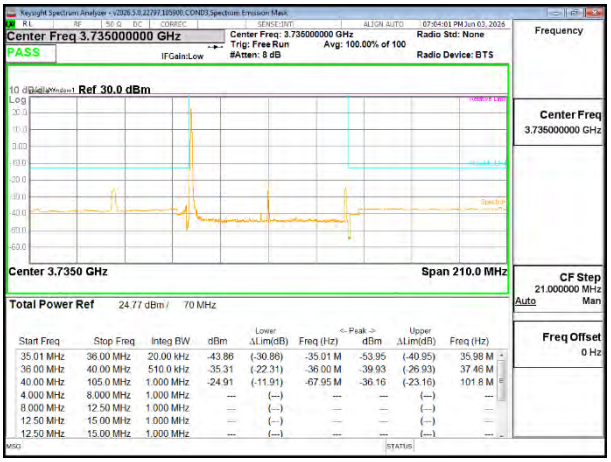

5G NR n77 70MHz BPSK Low Channel RB1-0

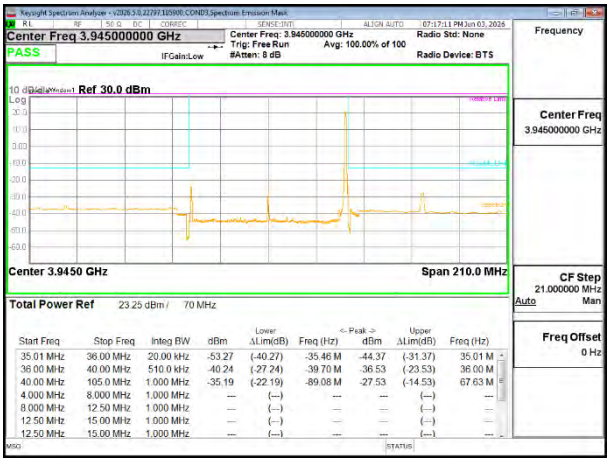

5G NR n77 70MHz BPSK High Channel RB1-188

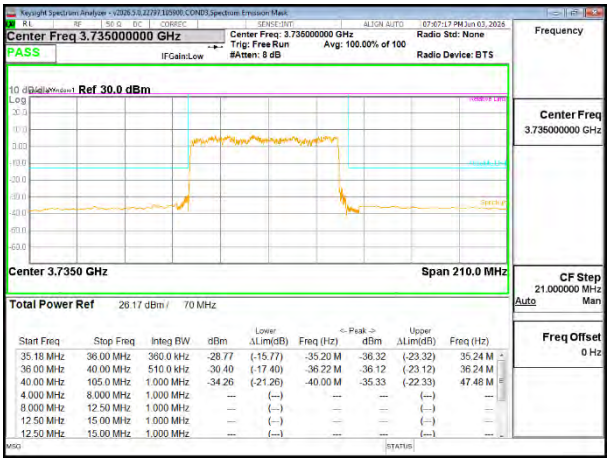

5G NR n77 70MHz BPSK Low Channel RB180-0

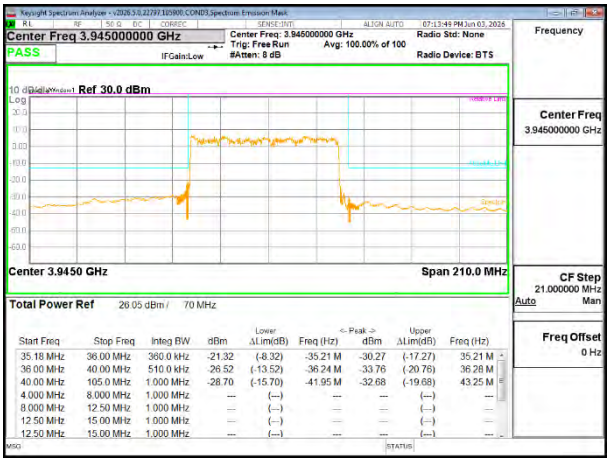

5G NR n77 70MHz BPSK High Channel RB180-0

This report shall not be reproduced except in full, without the written approval of UL LLC.

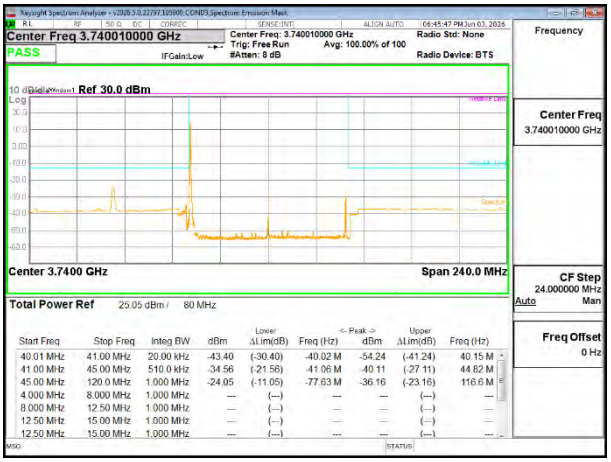

5G NR n77 80MHz BPSK Low Channel RB1-0

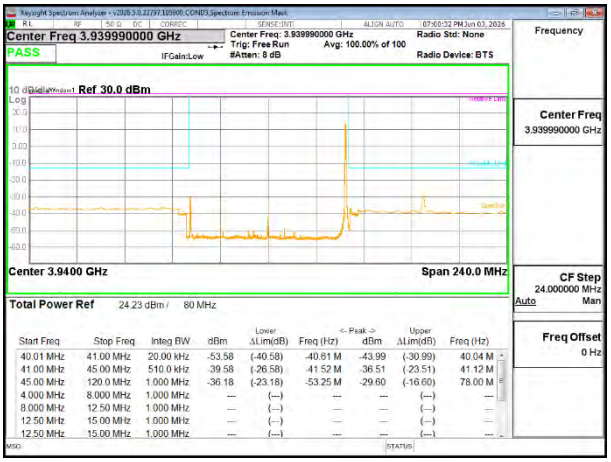

5G NR n77 80MHz BPSK High Channel RB1-216

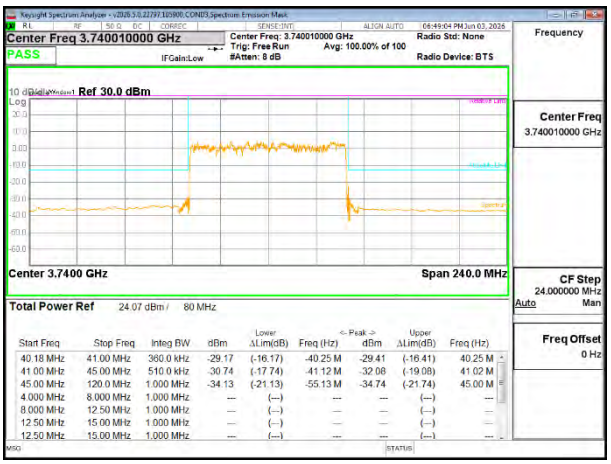

5G NR n77 80MHz BPSK Low Channel RB216-0

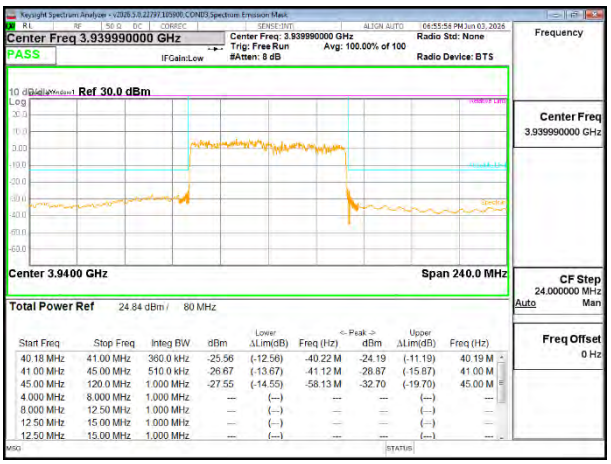

5G NR n77 80MHz BPSK High Channel RB216-0

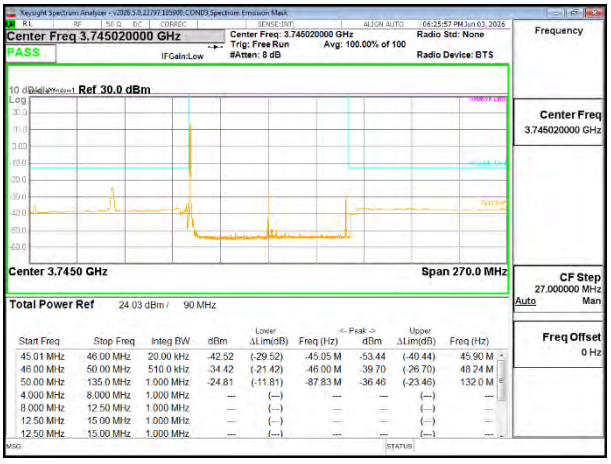

5G NR n77 90MHz BPSK Low Channel RB1-0

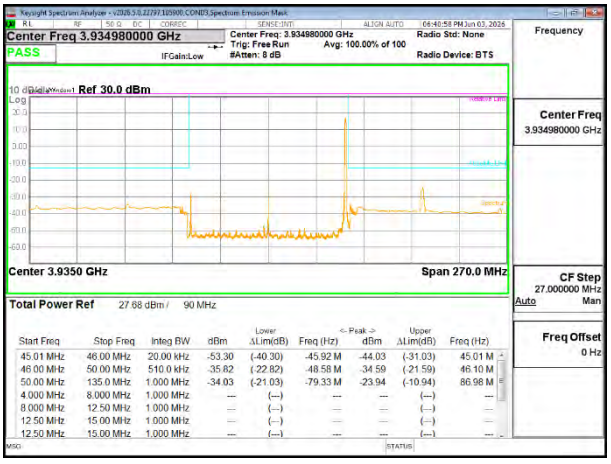

5G NR n77 90MHz BPSK High Channel RB1-244

This report shall not be reproduced except in full, without the written approval of UL LLC.

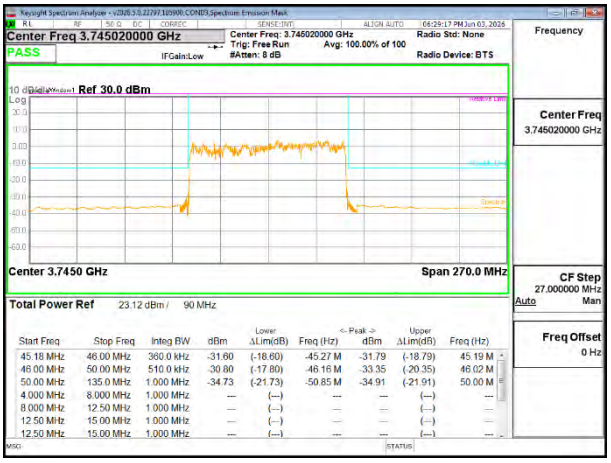

5G NR n77 90MHz BPSK Low Channel RB243-0

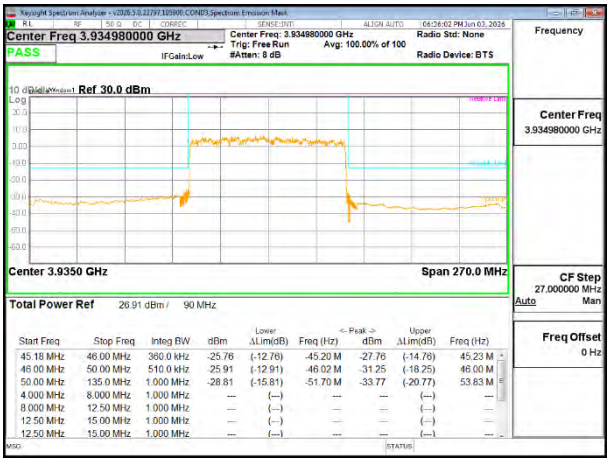

5G NR n77 90MHz BPSK High Channel RB243-0

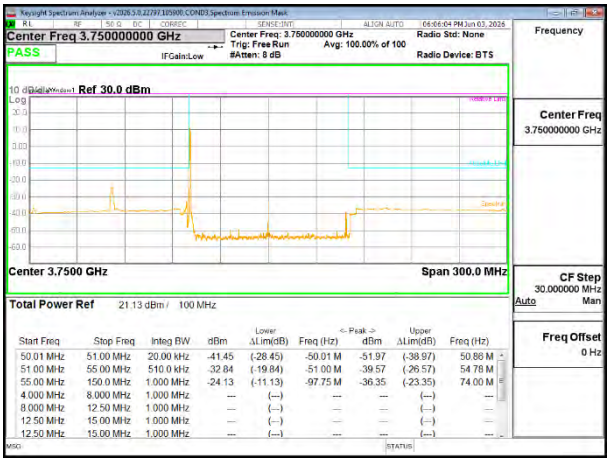

5G NR n77 100MHz BPSK Low Channel RB1-0

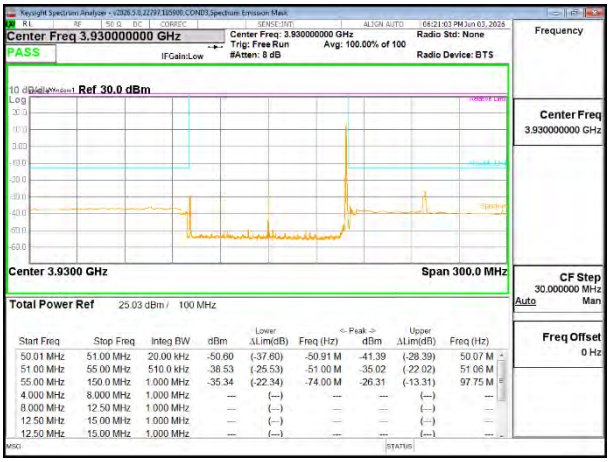

5G NR n77 100MHz BPSK High Channel 1-272

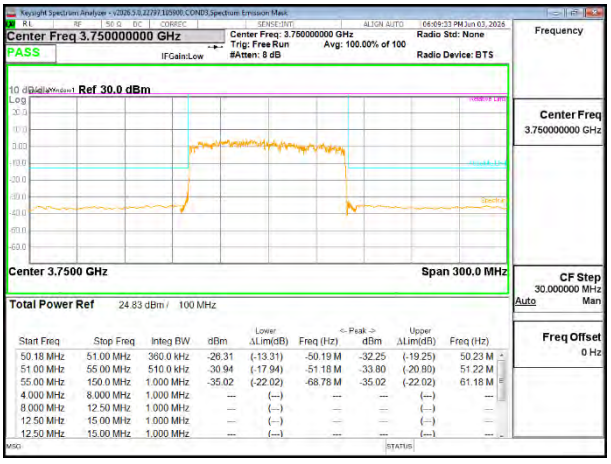

5G NR n77 100MHz BPSK Low Channel RB270-0

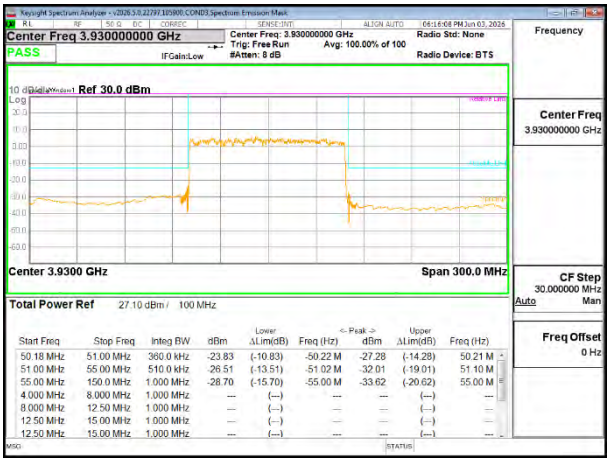

5G NR n77 100MHz BPSK High Channel RB270-0

UL LLC.
12 LABORATORY DRIVE, DURHAM, NC 25713, USA
TEL: (510) 319-4000

This report shall not be reproduced except in full, without the written approval of UL LLC.

8.3. OUT OF BAND EMISSIONS

LIMITS

FCC: §27.53
Emission limits
(n) 3.45 GHz Service. The following emission limits apply to stations transmitting in the 3450-3550 MHz band:
(2) For mobile operations in the 3450-3550 MHz band, the conducted power of any emission outside the licensee's authorized bandwidth shall not exceed −13 dBm/MHz.

FCC: §27.53
Emission limits
(l) 3.7 GHz Service. The following emission limits apply to stations transmitting in the 3700-3980 MHz band:
(2) For mobile operations in the 3700-3980 MHz band, the conducted power of any emission outside the licensee's authorized bandwidth shall not exceed −13 dBm/MHz.

TEST PROCEDURE

The RF output of the transmitter was connected to a spectrum analyzer through a calibrated coaxial cable. Sufficient scans were taken to show the out-of-band Emissions, if any, up to 10th harmonic. Multiple sweeps were recorded in maximum hold mode using a peak detector to ensure that the worst-case emissions were caught.

For each out of band emissions measurement:

- Set display line at -13 dBm, -25dBm and -40dBm according to the band Limit
- Set RBW & VBW to 100 kHz for the measurement below 1 GHz, and 1 MHz for the measurement above 1 GHz. (NOTE: Worst case set RBW/VBW to 1MHz/3MHz)

RESULTS

UL LLC.
12 LABORATORY DRIVE, DURHAM, NC 25713, USA TEL: (510) 319-4000
This report shall not be reproduced except in full, without the written approval of UL LLC.

8.3.1. 5G NR n77a (FCC Part 27 3450-3550MHz)

5G NR n77 100MHz BPSK Mid Channel RB1-0

Intentionally Blank

UL LLC.
12 LABORATORY DRIVE, DURHAM, NC 25713, USA
TEL: (510) 319-4000

This report shall not be reproduced except in full, without the written approval of UL LLC.

8.3.2. 5G NR n77c (FCC Part 27 3700-3980MHz)

5G NR n77 100MHz BPSK Low Channel RB1-0

5G NR n77 100MHz BPSK Mid Channel RB1-0

5G NR n77 100MHz BPSK High Channel RB1-0

Intentionally Blank

UL LLC.
12 LABORATORY DRIVE, DURHAM, NC 25713, USA
TEL: (510) 319-4000

This report shall not be reproduced except in full, without the written approval of UL LLC.

8.4. FREQUENCY STABILITY

LIMITS

FCC: §27.54
The frequency stability shall be sufficient to ensure that the fundamental emission stays within the authorized frequency block.

TEST PROCEDURE

Use base station simulator with Frequency Error measurement capability.

- Temp. = −30°C to +50°C
- Voltage = (85% - 100%)

Normal, 3.89VDC
End Voltage, 3.69VDC

Frequency Stability vs Temperature:
The EUT is placed inside a temperature chamber. The temperature is set to 20ºC and allowed to stabilize. After sufficient soak time, the transmitting frequency error is measured. The temperature is increased by 10 degrees, allowed to stabilize and soak, and then the measurement is repeated. This is repeated until +50ºC is reached.

Frequency Stability vs Voltage:
The peak frequency error is recorded (worst-case).

RESULTS

See the following pages.

UL LLC.
12 LABORATORY DRIVE, DURHAM, NC 25713, USA TEL: (510) 319-4000
This report shall not be reproduced except in full, without the written approval of UL LLC.

8.4.1. 5G NR n77 (BPSK 100MHz BANDWIDTH)

Band	77	Frequency Range		Frequency Error Reading (Hz)	Limit	
Condition		3450	3900			
		Freq Reading @ Low End (MHz)	Freq Reading @ High End (MHz)		Frequency Stability (ppm)	Within Authorized Frequency Block (Hz)
Temperature	Voltage					
Normal (20°C)	Normal	3450.1750	3888.4250			
Extreme (50°C)		3450.1750	3888.4250	-0.0027	0.000	Yes
Extreme (40°C)		3450.1750	3888.4250	0.0062	0.000	Yes
Extreme (30°C)		3450.1750	3888.4250	-0.0044	0.000	Yes
Extreme (10°C)		3450.1750	3888.4250	0.0027	0.000	Yes
Extreme (0°C)		3450.1750	3888.4250	0.0045	0.000	Yes
Extreme (-10°C)		3450.1750	3888.4250	-0.0026	0.000	Yes
Extreme (-20°C)		3450.1750	3888.4250	0.0037	0.000	Yes
Extreme (-30°C)		3450.1750	3888.4250	-0.003	0.000	Yes
20°C	End Point Voltage	3450.1750	3888.4250	0.0073	0.000	Yes

UL LLC.
12 LABORATORY DRIVE, DURHAM, NC 25713, USA
TEL: (510) 319-4000

This report shall not be reproduced except in full, without the written approval of UL LLC.

8.5. PEAK-TO-AVERAGE POWER RATIO

LIMITS

FCC: §27.50
(k) (4) In measuring transmissions in this band using an average power technique, the peak-to-average ratio (PAR) of the transmission may not exceed 13 dB.

FCC: §27.50
(j) (4) In measuring transmissions in this band using an average power technique, the peak-to-average ratio (PAR) of the transmission may not exceed 13 dB.

Test Method

The EUT was connected to a wideband power sensor for peak and average power. Average Power was gated when measured.

RESULT

Antenna F was used to measure as the worst case; full resource block (FRB) for each bandwidth was used to measure as the worst case.

UL LLC.
12 LABORATORY DRIVE, DURHAM, NC 25713, USA
TEL: (510) 319-4000
This report shall not be reproduced except in full, without the written approval of UL LLC.

8.5.1. 5G NR n77a (FCC Part 27 3450-3550MHz)

Test Engineer ID:	105900/84740	**Test Date:**	2026-06-09

Band	Bandwidth (MHz)	Frequency (MHz)	RB Allocation	RB OffSet	Modulation	Conducted Power (dBm)		Peak-to-Average Power Ratio
						Peak	Average	
5G NR n77	10MHz	3500.0	24	0	QPSK	31.22	25.63	5.59
					16QAM	31.20	24.61	6.59
	15MHz		36	0	QPSK	31.24	25.60	5.65
					16QAM	31.15	24.67	6.48
	20MHz		50	0	QPSK	31.28	25.63	5.65
					16QAM	31.18	24.60	6.57
	25MHz		64	0	QPSK	31.21	25.61	5.60
					16QAM	31.18	24.61	6.56
	30MHz		75	0	QPSK	31.18	25.54	5.65
					16QAM	31.18	24.57	6.61
	40MHz		100	0	QPSK	31.07	25.52	5.55
					16QAM	31.08	24.65	6.43
	50MHz		128	0	QPSK	30.93	25.62	5.31
					16QAM	30.99	24.62	6.38
	60MHz		162	0	QPSK	30.99	25.47	5.52
					16QAM	30.97	24.67	6.29
	70MHz		180	0	QPSK	30.95	25.49	5.46
					16QAM	30.90	24.61	6.29
	80MHz		216	0	QPSK	30.91	25.55	5.36
					16QAM	30.98	24.42	6.56
	90MHz		243	0	QPSK	30.86	25.59	5.28
					16QAM	30.81	24.56	6.26
	100MHz		270	0	QPSK	30.89	25.43	5.46
					16QAM	30.84	24.33	6.51
Duty Cycle Correction Factor (dB) =								
Peak-to-Average Power Ratio= Peak Reading - Average Reading - Duty Cycle Correction Factor								

UL LLC.
12 LABORATORY DRIVE, DURHAM, NC 25713, USA
TEL: (510) 319-4000

This report shall not be reproduced except in full, without the written approval of UL LLC.

8.5.2. 5G NR n77c (FCC Part 27 3700-3980MHz)

Test Engineer ID:	105900/84740	**Test Date:**	2026-06-12

Band	Bandwidth (MHz)	Frequency (MHz)	RB Allocation	RB OffSet	Modulation	Conducted Power (dBm)		Peak-to-Average
						Peak	Average	
5G NR n77	10MHz	3840.0	24	0	QPSK	30.17	25.26	4.91
					16QAM	30.07	24.04	6.03
	15MHz		36	0	QPSK	30.16	25.21	4.95
					16QAM	30.13	24.19	5.94
	20MHz		50	0	QPSK	30.08	25.26	4.82
					16QAM	30.14	24.26	5.88
	25MHz		64	0	QPSK	31.10	25.26	5.84
					16QAM	31.10	24.30	6.80
	30MHz		75	0	QPSK	31.10	25.21	5.88
					16QAM	31.02	24.30	6.72
	40MHz		100	0	QPSK	30.93	25.29	5.63
					16QAM	30.99	24.21	6.78
	50MHz		128	0	QPSK	30.74	25.23	5.52
					16QAM	30.71	24.27	6.44
	60MHz		162	0	QPSK	30.80	24.97	5.84
					16QAM	30.65	24.30	6.36
	70MHz		180	0	QPSK	30.82	25.26	5.56
					16QAM	30.69	24.15	6.54
	80MHz		216	0	QPSK	30.72	25.02	5.69
					16QAM	30.70	24.07	6.63
	90MHz		243	0	QPSK	30.90	25.35	5.55
					16QAM	30.95	24.40	6.55
	100MHz		270	0	QPSK	30.93	25.27	5.66
					16QAM	30.95	24.49	6.46
Duty Cycle Correction Factor (dB) =								
Peak-to-Average Power Ratio= Peak Reading - Average Reading - Duty Cycle Correction Factor								

UL LLC.
12 LABORATORY DRIVE, DURHAM, NC 25713, USA
TEL: (510) 319-4000

This report shall not be reproduced except in full, without the written approval of UL LLC.

9. RADIATED TEST RESULTS

Radiated measurement using the Field Strength Method

Using the test configuration shown in Figure 6 below, the radiated emissions is measured directly from the EUT and convert the measured field strength or received power to ERP or EIRP, as required, for comparison to the applicable limits. As stated in 5.5.1 of ANSI C63.26-2015, the field strength measurement method using a test site validated to the requirements of ANSI C63.4 is an alternative to the substitution measurement.

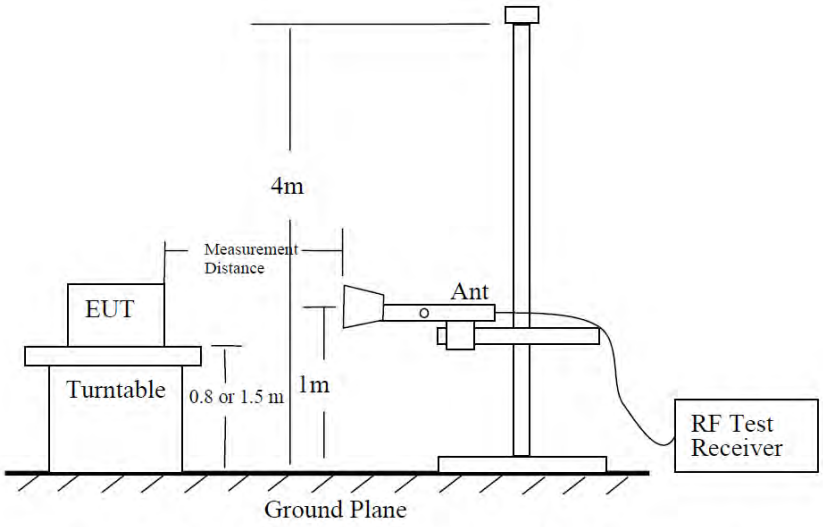

Figure 6 —Test site-up for radiated ERP and/or EIRP measurements

Radiated Power Measurement Calculation According to ANSI C63.26-2015

a) E (dBμV/m) = Measured amplitude level (dBμV) + Cable Loss (dB) + Antenna Factor (dB/m).
b) E (dBμV/m) = Measured amplitude level (dBm) + 107 + Cable Loss (dB) + Antenna Factor (dB/m).
c) E (dBμV/m) = EIRP (dBm) − 20log(D) + 104.8; where D is the measurement distance (in the far field region) in m.
d) EIRP (dBm) = E (dBμV/m) + 20log(D) − 104.8; where D is the measurement distance (in the far field region) in m.

So, from d)

The measuring distance is usually at 3m, then 20*Log(3)=9.5424

Then, EIRP (dBm) = E (dBμV/m) + 9.5424 − 104.8 = E (dBμV/m) – 95.2576

Note: Confidence check of each chamber is performed daily to see if any degradation from expected/normal reading reference data. Ambient check of each chamber is performed monthly.

UL LLC.
12 LABORATORY DRIVE, DURHAM, NC 25713, USA
TEL: (510) 319-4000
This report shall not be reproduced except in full, without the written approval of UL LLC.

9.1. EFFECTIVE RADIATED POWER ERP/EIRP

RULE PART(S)

FCC: §2.1046, §27.53

LIMITS

27.53(j) - (3) The following power requirements apply to stations transmitting in the 3700-3980 MHz band:

Mobile and portable stations are limited to 1 Watt EIRP. Mobile and portable stations operating in these bands must employ a means for limiting power to the minimum necessary for successful communications.

27.53(k) - (3) The following power requirements apply to stations transmitting in the 3450-3550 MHz band:

Mobile devices are limited to 1Watt (30 dBm) EIRP. Mobile devices operating in these bands must employ a means for limiting power to the minimum necessary for successful communications.

TEST PROCEDURE

ANSI C63.26:2015
KDB 971168 D01 Section 5.2

For average power measurements:

a) Set span to at least 1.5 times the OBW;

b) Set RBW = 1-5% of the OBW, not to exceed 1 MHz;

c) Set VBW ≥ 3 x RBW;

d) Set number of points in sweep ≥ 2 × span / RBW;

e) Sweep time = auto-couple;

f) Detector = RMS (power averaging);

g) Use free run trigger If burst duty cycle ≥ 98;

h) Add a duty cycle correction factor (10Log(DC) if burst duty cycle < 98;

i) Trace average at least 100 traces in power averaging (i.e., RMS) mode.

j) Compute the power by integrating the spectrum across the OBW of the signal using the instrument's band power measurement function.

TEST RESULTS

UL LLC.
12 LABORATORY DRIVE, DURHAM, NC 25713, USA
TEL: (510) 319-4000

This report shall not be reproduced except in full, without the written approval of UL LLC.

ON TIME AND DUTY CYCLE RESULTS

Mode	ON Time B	Period (msec)	Duty Cycle x (linear)	Duty Cycle (%)	Duty Cycle Correction Factor (dB)	1/B Minimum VBW (kHz)
Chain 0						
n77 - BPSK	1.001	5.019	0.199	19.94	7.00	0.999
n77 - 16QAM	1.001	5.019	0.199	19.94	7.00	0.999

16QAM

BPSK

Note: For SRS antennas, EUT was set to transmit at 100% Duty Cycle using Factory Test Mode commands. Therefore, no DCCF is added for these antennas/configs.

UL LLC.
12 LABORATORY DRIVE, DURHAM, NC 25713, USA
TEL: (510) 319-4000

This report shall not be reproduced except in full, without the written approval of UL LLC.

9.1.1. 5G NR n77a (FCC Part 27 3450-3550MHz)

5G NR n77a (CONFIG 0)

Freq (MHz)	Band/Bandwidth	RB Size-Offset	Modulation (Of EUT)	EIRP (W)	$EIRP_{DUT}$ (dBm)	Limit (dBm)	Margin (dB)
3454.980	n77 (78) / 10MHz FCC Block A (ANT F)	RB1-1	BPSK	0.501	27.00	30.00	-3.00
3499.980		RB1-12	BPSK	0.511	27.08	30.00	-2.92
3544.980		RB1-22	BPSK	0.458	26.61	30.00	-3.39
3454.980		RB1-1	16QAM	0.390	25.91	30.00	-4.09
3499.980		RB1-12	16QAM	0.396	25.98	30.00	-4.02
3544.980		RB1-22	16QAM	0.358	25.54	30.00	-4.46
3457.500	n77 (78) / 15MHz FCC Block A (ANT F)	RB1-1	BPSK	0.470	26.72	30.00	-3.28
3499.980		RB1-19	BPSK	0.524	27.19	30.00	-2.81
3542.490		RB1-36	BPSK	0.458	26.61	30.00	-3.39
3457.500		RB1-1	16QAM	0.366	25.64	30.00	-4.36
3499.980		RB1-19	16QAM	0.401	26.03	30.00	-3.97
3542.490		RB1-36	16QAM	0.364	25.61	30.00	-4.39
3459.990	n77 (78) / 20MHz FCC Block A (ANT F)	RB1-1	BPSK	0.494	26.94	30.00	-3.06
3499.980		RB1-25	BPSK	0.513	27.10	30.00	-2.90
3540.000		RB1-49	BPSK	0.460	26.63	30.00	-3.37
3459.990		RB1-1	16QAM	0.386	25.87	30.00	-4.13
3499.980		RB1-25	16QAM	0.399	26.01	30.00	-3.99
3540.000		RB1-49	16QAM	0.363	25.60	30.00	-4.40
3462.480	n77 (78) / 25MHz FCC Block A (ANT F)	RB1-1	BPSK	0.495	26.95	30.00	-3.05
3499.980		RB1-32	BPSK	0.515	27.12	30.00	-2.88
3537.480		RB1-63	BPSK	0.445	26.48	30.00	-3.52
3462.480		RB1-1	16QAM	0.393	25.94	30.00	-4.06
3499.980		RB1-32	16QAM	0.403	26.05	30.00	-3.95
3537.480		RB1-63	16QAM	0.357	25.53	30.00	-4.47
3465.000	n77 (78) / 30MHz FCC Block A (ANT F)	RB1-1	BPSK	0.486	26.87	30.00	-3.13
3499.980		RB1-39	BPSK	0.514	27.11	30.00	-2.89
3534.990		RB1-76	BPSK	0.466	26.68	30.00	-3.32
3465.000		RB1-1	16QAM	0.381	25.81	30.00	-4.19
3499.980		RB1-39	16QAM	0.400	26.02	30.00	-3.98
3534.990		RB1-76	16QAM	0.359	25.55	30.00	-4.45
3469.980	n77 (78) / 40MHz FCC Block A (ANT F)	RB1-1	BPSK	0.498	26.97	30.00	-3.03
3499.980		RB1-53	BPSK	0.516	27.13	30.00	-2.87
3529.980		RB1-104	BPSK	0.455	26.58	30.00	-3.42
3469.980		RB1-1	16QAM	0.390	25.91	30.00	-4.09
3499.980		RB1-53	16QAM	0.400	26.02	30.00	-3.98
3529.980		RB1-104	16QAM	0.368	25.66	30.00	-4.34
3474.990	n77 (78) / 50MHz FCC Block A (ANT F)	RB1-1	BPSK	0.394	25.96	30.00	-4.04
3499.980		RB1-66	BPSK	0.519	27.15	30.00	-2.85
3525.000		RB1-131	BPSK	0.459	26.62	30.00	-3.38
3474.990		RB1-1	16QAM	0.400	26.02	30.00	-3.98
3499.980		RB1-66	16QAM	0.409	26.12	30.00	-3.88
3525.000		RB1-131	16QAM	0.354	25.49	30.00	-4.51
3480.000	n77 (78) / 60MHz FCC Block A (ANT F)	RB1-1	BPSK	0.497	26.96	30.00	-3.04
3499.980		RB1-81	BPSK	0.509	27.07	30.00	-2.93
3519.990		RB1-160	BPSK	0.466	26.68	30.00	-3.32
3480.000		RB1-1	16QAM	0.400	26.02	30.00	-3.98
3499.980		RB1-81	16QAM	0.400	26.02	30.00	-3.98
3519.990		RB1-160	16QAM	0.369	25.67	30.00	-4.33
3484.980	n77 (78) / 70MHz FCC Block A (ANT F)	RB1-1	BPSK	0.508	27.06	30.00	-2.94
3499.980		RB1-94	BPSK	0.520	27.16	30.00	-2.84
3514.980		RB1-187	BPSK	0.488	26.88	30.00	-3.12
3484.980		RB1-1	16QAM	0.390	25.91	30.00	-4.09
3499.980		RB1-94	16QAM	0.394	25.95	30.00	-4.05
3514.980		RB1-187	16QAM	0.369	25.67	30.00	-4.33
3489.990	n77 (78) / 80MHz FCC Block A (ANT F)	RB1-1	BPSK	0.511	27.08	30.00	-2.92
3499.980		RB1-108	BPSK	0.541	**27.33**	30.00	-2.67
3510.000		RB1-215	BPSK	0.475	26.77	30.00	-3.23
3489.990		RB1-1	16QAM	0.406	26.09	30.00	-3.91
3499.980		RB1-108	16QAM	0.397	25.99	30.00	-4.01
3510.000		RB1-215	16QAM	0.377	25.76	30.00	-4.24
3495.000	n77(78)/90MHz FCC Block A (ANT F)	RB1-1	BPSK	0.522	27.18	30.00	-2.82
3499.980		RB1-122	BPSK	0.518	27.14	30.00	-2.86
3504.990		RB1-243	BPSK	0.492	26.92	30.00	-3.08
3495.000		RB1-1	16QAM	0.409	26.12	30.00	-3.88
3499.980		RB1-122	16QAM	0.402	26.04	30.00	-3.96
3504.990		RB1-243	16QAM	0.381	25.81	30.00	-4.19
3499.980	n77(78)/100MHz FCC Block A (ANT F)	RB1-1	BPSK	0.526	**27.21**	30.00	-2.79
3499.980		RB1-136	BPSK	0.445	26.48	30.00	-3.52
3499.980		RB1-271	BPSK	0.322	25.08	30.00	-4.92
3499.980		RB1-1	16QAM	0.412	**26.15**	30.00	-3.85
3499.980		RB1-136	16QAM	0.339	25.30	30.00	-4.70
3499.980		RB1-271	16QAM	0.251	24.00	30.00	-6.00

UL LLC.
12 LABORATORY DRIVE, DURHAM, NC 25713, USA
TEL: (510) 319-4000

This report shall not be reproduced except in full, without the written approval of UL LLC.

5G NR n77a (SRS)

Freq (MHz)	Band/Bandwidth	RB Size-Offset	Modulation (Of EUT)	EIRP (W)	$EIRP_{DUT}$ (dBm)	Limit (dBm)	Margin (dB)
3454.980	n77 (78) / 10MHz FCC Block A (SRS ANT C)	RB1-1	BPSK	0.400	26.02	30.00	-3.98
3499.980		RB1-12	BPSK	0.390	25.91	30.00	-4.09
3544.980		RB1-22	BPSK	0.387	25.87	30.00	-4.13
3454.980		RB1-1	16QAM	0.427	26.31	30.00	-3.69
3499.980		RB1-12	16QAM	0.421	26.25	30.00	-3.75
3544.980		RB1-22	16QAM	0.417	26.20	30.00	-3.80
3457.500	n77 (78) / 15MHz FCC Block A (SRS ANT C)	RB1-1	BPSK	0.397	25.98	30.00	-4.02
3499.980		RB1-19	BPSK	0.389	25.89	30.00	-4.11
3542.490		RB1-36	BPSK	0.378	25.77	30.00	-4.23
3457.500		RB1-1	16QAM	0.426	26.30	30.00	-3.70
3499.980		RB1-19	16QAM	0.415	26.18	30.00	-3.82
3542.490		RB1-36	16QAM	0.405	26.08	30.00	-3.92
3459.990	n77 (78) / 20MHz FCC Block A (SRS ANT C)	RB1-1	BPSK	0.399	26.01	30.00	-3.99
3499.980		RB1-25	BPSK	0.391	25.92	30.00	-4.08
3540.000		RB1-49	BPSK	0.387	25.87	30.00	-4.13
3459.990		RB1-1	16QAM	0.425	26.29	30.00	-3.71
3499.980		RB1-25	16QAM	0.418	26.21	30.00	-3.79
3540.000		RB1-49	16QAM	0.412	26.15	30.00	-3.85
3462.480	n77 (78) / 25MHz FCC Block A (SRS ANT C)	RB1-1	BPSK	0.391	25.92	30.00	-4.08
3499.980		RB1-32	BPSK	0.383	25.83	30.00	-4.17
3537.480		RB1-63	BPSK	0.381	25.80	30.00	-4.20
3462.480		RB1-1	16QAM	0.419	26.22	30.00	-3.78
3499.980		RB1-32	16QAM	0.411	26.14	30.00	-3.86
3537.480		RB1-63	16QAM	0.406	26.09	30.00	-3.91
3465.000	n77 (78) / 30MHz FCC Block A (SRS ANT C)	RB1-1	BPSK	0.413	26.16	30.00	-3.84
3499.980		RB1-39	BPSK	0.395	25.96	30.00	-4.04
3534.990		RB1-76	BPSK	0.395	25.96	30.00	-4.04
3465.000		RB1-1	16QAM	0.440	26.44	30.00	-3.56
3499.980		RB1-39	16QAM	0.416	26.19	30.00	-3.81
3534.990		RB1-76	16QAM	0.420	26.24	30.00	-3.76
3469.980	n77 (78) / 40MHz FCC Block A (SRS ANT C)	RB1-1	BPSK	0.392	25.93	30.00	-4.07
3499.980		RB1-53	BPSK	0.390	25.91	30.00	-4.09
3529.980		RB1-104	BPSK	0.392	25.93	30.00	-4.07
3469.980		RB1-1	16QAM	0.447	26.51	30.00	-3.49
3499.980		RB1-53	16QAM	0.425	26.29	30.00	-3.71
3529.980		RB1-104	16QAM	0.422	26.26	30.00	-3.74
3474.990	n77 (78) / 50MHz FCC Block A (SRS ANT C)	RB1-1	BPSK	0.423	26.26	30.00	-3.74
3499.980		RB1-66	BPSK	0.417	26.20	30.00	-3.80
3525.000		RB1-131	BPSK	0.400	26.02	30.00	-3.98
3474.990		RB1-1	16QAM	0.465	26.68	30.00	-3.32
3499.980		RB1-66	16QAM	0.446	26.50	30.00	-3.50
3525.000		RB1-131	16QAM	0.436	26.40	30.00	-3.60
3480.000	n77 (78) / 60MHz FCC Block A (SRS ANT C)	RB1-1	BPSK	0.434	26.37	30.00	-3.63
3499.980		RB1-81	BPSK	0.419	26.22	30.00	-3.78
3519.990		RB1-160	BPSK	0.404	26.06	30.00	-3.94
3480.000		RB1-1	16QAM	0.461	26.64	30.00	-3.36
3499.980		RB1-81	16QAM	0.459	26.62	30.00	-3.38
3519.990		RB1-160	16QAM	0.436	26.40	30.00	-3.60
3484.980	n77 (78) / 70MHz FCC Block A (SRS ANT C)	RB1-1	BPSK	0.447	26.50	30.00	-3.50
3499.980		RB1-94	BPSK	0.437	26.40	30.00	-3.60
3514.980		RB1-187	BPSK	0.414	26.17	30.00	-3.83
3484.980		RB1-1	16QAM	0.493	26.93	30.00	-3.07
3499.980		RB1-94	16QAM	0.466	26.69	30.00	-3.31
3514.980		RB1-187	16QAM	0.450	26.53	30.00	-3.47
3489.990	n77 (78) / 80MHz FCC Block A (SRS ANT C)	RB1-1	BPSK	0.205	23.12	30.00	-6.88
3499.980		RB1-108	BPSK	0.456	26.59	30.00	-3.41
3510.000		RB1-215	BPSK	0.432	26.35	30.00	-3.65
3489.990		RB1-1	16QAM	0.510	27.08	30.00	-2.92
3499.980		RB1-108	16QAM	0.495	26.95	30.00	-3.05
3510.000		RB1-215	16QAM	0.458	26.61	30.00	-3.39
3495.000	n77(78)/90MHz FCC Block A (SRS ANT C)	RB1-1	BPSK	0.459	26.62	30.00	-3.38
3499.980		RB1-122	BPSK	0.465	26.68	30.00	-3.32
3504.990		RB1-243	BPSK	0.437	26.40	30.00	-3.60
3495.000		RB1-1	16QAM	0.517	27.14	30.00	-2.86
3499.980		RB1-122	16QAM	0.484	26.85	30.00	-3.15
3504.990		RB1-243	16QAM	0.468	26.71	30.00	-3.29
3499.980	n77(78)/100MHz FCC Block A (SRS ANT C)	RB1-1	BPSK	0.469	26.71	30.00	-3.29
3499.980		RB1-136	BPSK	0.478	**26.79**	30.00	-3.21
3499.980		RB1-271	BPSK	0.406	26.09	30.00	-3.91
3499.980		RB1-1	16QAM	0.520	**27.16**	30.00	-2.84
3499.980		RB1-136	16QAM	0.501	27.00	30.00	-3.00
3499.980		RB1-271	16QAM	0.436	26.39	30.00	-3.61

UL LLC.
12 LABORATORY DRIVE, DURHAM, NC 25713, USA
TEL: (510) 319-4000

This report shall not be reproduced except in full, without the written approval of UL LLC.

5G NR n77a (SRS)

Freq (MHz)	Band/Bandwidth	RB Size-Offset	Modulation (Of EUT)	EIRP (W)	$EIRP_{DUT}$ (dBm)	Limit (dBm)	Margin (dB)
3454.980	n77 (78) / 10MHz FCC Block A (SRS ANT I)	RB1-1	BPSK	0.146	21.64	30.00	-8.36
3499.980		RB1-12	BPSK	0.147	21.67	30.00	-8.33
3544.980		RB1-22	BPSK	0.147	21.69	30.00	-8.31
3454.980		RB1-1	16QAM	0.149	21.73	30.00	-8.27
3499.980		RB1-12	16QAM	0.152	21.81	30.00	-8.19
3544.980		RB1-22	16QAM	0.153	21.84	30.00	-8.16
3457.500	n77 (78) / 15MHz FCC Block A (SRS ANT I)	RB1-1	BPSK	0.145	21.60	30.00	-8.40
3499.980		RB1-19	BPSK	0.146	21.65	30.00	-8.35
3542.490		RB1-36	BPSK	0.146	21.65	30.00	-8.35
3457.500		RB1-1	16QAM	0.151	21.80	30.00	-8.20
3499.980		RB1-19	16QAM	0.153	21.86	30.00	-8.14
3542.490		RB1-36	16QAM	0.152	21.82	30.00	-8.18
3459.990	n77 (78) / 20MHz FCC Block A (SRS ANT I)	RB1-1	BPSK	0.147	21.66	30.00	-8.34
3499.980		RB1-25	BPSK	0.147	21.68	30.00	-8.32
3540.000		RB1-49	BPSK	0.143	21.55	30.00	-8.45
3459.990		RB1-1	16QAM	0.151	21.80	30.00	-8.20
3499.980		RB1-25	16QAM	0.156	21.92	30.00	-8.08
3540.000		RB1-49	16QAM	0.150	21.76	30.00	-8.24
3462.480	n77 (78) / 25MHz FCC Block A (SRS ANT I)	RB1-1	BPSK	0.145	21.62	30.00	-8.39
3499.980		RB1-32	BPSK	0.146	21.65	30.00	-8.35
3537.480		RB1-63	BPSK	0.142	21.53	30.00	-8.47
3462.480		RB1-1	16QAM	0.153	21.84	30.00	-8.16
3499.980		RB1-32	16QAM	0.154	21.88	30.00	-8.13
3537.480		RB1-63	16QAM	0.147	21.67	30.00	-8.33
3465.000	n77 (78) / 30MHz FCC Block A (SRS ANT I)	RB1-1	BPSK	0.147	21.68	30.00	-8.32
3499.980		RB1-39	BPSK	0.145	21.60	30.00	-8.40
3534.990		RB1-76	BPSK	0.142	21.52	30.00	-8.49
3465.000		RB1-1	16QAM	0.151	21.80	30.00	-8.20
3499.980		RB1-39	16QAM	0.150	21.75	30.00	-8.25
3534.990		RB1-76	16QAM	0.149	21.72	30.00	-8.28
3469.980	n77 (78) / 40MHz FCC Block A (SRS ANT I)	RB1-1	BPSK	0.146	21.65	30.00	-8.35
3499.980		RB1-53	BPSK	0.142	21.54	30.00	-8.46
3529.980		RB1-104	BPSK	0.150	21.75	30.00	-8.25
3469.980		RB1-1	16QAM	0.154	21.88	30.00	-8.12
3499.980		RB1-53	16QAM	0.149	21.73	30.00	-8.27
3529.980		RB1-104	16QAM	0.155	21.89	30.00	-8.11
3474.990	n77 (78) / 50MHz FCC Block A (SRS ANT I)	RB1-1	BPSK	0.146	21.65	30.00	-8.35
3499.980		RB1-66	BPSK	0.141	21.49	30.00	-8.51
3525.000		RB1-131	BPSK	0.149	21.75	30.00	-8.26
3474.990		RB1-1	16QAM	0.153	21.86	30.00	-8.14
3499.980		RB1-66	16QAM	0.150	21.77	30.00	-8.23
3525.000		RB1-131	16QAM	0.159	22.01	30.00	-7.99
3480.000	n77 (78) / 60MHz FCC Block A (SRS ANT I)	RB1-1	BPSK	0.149	21.75	30.00	-8.25
3499.980		RB1-81	BPSK	0.142	21.53	30.00	-8.47
3519.990		RB1-160	BPSK	0.145	21.63	30.00	-8.38
3480.000		RB1-1	16QAM	0.155	21.90	30.00	-8.10
3499.980		RB1-81	16QAM	0.148	21.71	30.00	-8.29
3519.990		RB1-160	16QAM	0.153	21.84	30.00	-8.17
3484.980	n77 (78) / 70MHz FCC Block A (SRS ANT I)	RB1-1	BPSK	0.151	21.80	30.00	-8.20
3499.980		RB1-94	BPSK	0.149	21.73	30.00	-8.27
3514.980		RB1-187	BPSK	0.145	21.62	30.00	-8.39
3484.980		RB1-1	16QAM	0.157	21.95	30.00	-8.05
3499.980		RB1-94	16QAM	0.154	21.87	30.00	-8.13
3514.980		RB1-187	16QAM	0.153	21.84	30.00	-8.16
3489.990	n77 (78) / 80MHz FCC Block A (SRS ANT I)	RB1-1	BPSK	0.153	21.85	30.00	-8.15
3499.980		RB1-108	BPSK	0.151	21.78	30.00	-8.22
3510.000		RB1-215	BPSK	0.145	21.60	30.00	-8.40
3489.990		RB1-1	16QAM	0.159	22.02	30.00	-7.98
3499.980		RB1-108	16QAM	0.155	21.91	30.00	-8.09
3510.000		RB1-215	16QAM	0.148	21.70	30.00	-8.30
3495.000	n77(78)/90MHz FCC Block A (SRS ANT I)	RB1-1	BPSK	0.156	**21.93**	30.00	-8.07
3499.980		RB1-122	BPSK	0.149	21.72	30.00	-8.28
3504.990		RB1-243	BPSK	0.149	21.72	30.00	-8.28
3495.000		RB1-1	16QAM	0.163	**22.13**	30.00	-7.87
3499.980		RB1-122	16QAM	0.154	21.87	30.00	-8.13
3504.990		RB1-243	16QAM	0.155	21.89	30.00	-8.11
3499.980	n77(78)/100MHz FCC Block A (SRS ANT I)	RB1-1	BPSK	0.147	21.68	30.00	-8.32
3499.980		RB1-136	BPSK	0.149	**21.72**	30.00	-8.28
3499.980		RB1-271	BPSK	0.116	20.63	30.00	-9.37
3499.980		RB1-1	16QAM	0.156	**21.93**	30.00	-8.07
3499.980		RB1-136	16QAM	0.154	21.88	30.00	-8.12
3499.980		RB1-271	16QAM	0.120	20.78	30.00	-9.22

UL LLC.
12 LABORATORY DRIVE, DURHAM, NC 25713, USA
TEL: (510) 319-4000
This report shall not be reproduced except in full, without the written approval of UL LLC.

Freq (MHz)	Band/Bandwidth	RB Size-Offset	Modulation (Of EUT)	EIRP (W)	$EIRP_{DUT}$ (dBm)	Limit (dBm)	Margin (dB)
3454.980	n77 (78) / 10MHz FCC Block A (SRS ANT D)	RB1-1	BPSK	0.153	21.84	30.00	-8.16
3499.980		RB1-12	BPSK	0.152	21.83	30.00	-8.17
3544.980		RB1-22	BPSK	0.153	21.85	30.00	-8.15
3454.980		RB1-1	16QAM	0.142	21.53	30.00	-8.47
3499.980		RB1-12	16QAM	0.139	21.42	30.00	-8.59
3544.980		RB1-22	16QAM	0.140	21.47	30.00	-8.53
3457.500	n77 (78) / 15MHz FCC Block A (SRS ANT D)	RB1-1	BPSK	0.155	21.89	30.00	-8.11
3499.980		RB1-19	BPSK	0.152	21.82	30.00	-8.18
3542.490		RB1-36	BPSK	0.150	21.76	30.00	-8.25
3457.500		RB1-1	16QAM	0.137	21.36	30.00	-8.64
3499.980		RB1-19	16QAM	0.141	21.48	30.00	-8.52
3542.490		RB1-36	16QAM	0.137	21.37	30.00	-8.63
3459.990	n77 (78) / 20MHz FCC Block A (SRS ANT D)	RB1-1	BPSK	0.152	21.82	30.00	-8.18
3499.980		RB1-25	BPSK	0.153	21.85	30.00	-8.15
3540.000		RB1-49	BPSK	0.157	21.97	30.00	-8.04
3459.990		RB1-1	16QAM	0.140	21.46	30.00	-8.54
3499.980		RB1-25	16QAM	0.137	21.38	30.00	-8.63
3540.000		RB1-49	16QAM	0.142	21.53	30.00	-8.47
3462.480	n77 (78) / 25MHz FCC Block A (SRS ANT D)	RB1-1	BPSK	0.153	21.85	30.00	-8.15
3499.980		RB1-32	BPSK	0.151	21.80	30.00	-8.20
3537.480		RB1-63	BPSK	0.157	21.97	30.00	-8.04
3462.480		RB1-1	16QAM	0.135	21.30	30.00	-8.70
3499.980		RB1-32	16QAM	0.136	21.35	30.00	-8.65
3537.480		RB1-63	16QAM	0.141	21.50	30.00	-8.50
3465.000	n77 (78) / 30MHz FCC Block A (SRS ANT D)	RB1-1	BPSK	0.151	21.78	30.00	-8.22
3499.980		RB1-39	BPSK	0.153	21.83	30.00	-8.17
3534.990		RB1-76	BPSK	0.159	22.01	30.00	-8.00
3465.000		RB1-1	16QAM	0.139	21.43	30.00	-8.57
3499.980		RB1-39	16QAM	0.137	21.36	30.00	-8.64
3534.990		RB1-76	16QAM	0.112	20.50	30.00	-9.50
3469.980	n77 (78) / 40MHz FCC Block A (SRS ANT D)	RB1-1	BPSK	0.153	21.85	30.00	-8.16
3499.980		RB1-53	BPSK	0.152	21.83	30.00	-8.17
3529.980		RB1-104	BPSK	0.163	22.12	30.00	-7.89
3469.980		RB1-1	16QAM	0.136	21.34	30.00	-8.67
3499.980		RB1-53	16QAM	0.137	21.37	30.00	-8.64
3529.980		RB1-104	16QAM	0.124	20.94	30.00	-9.06
3474.990	n77 (78) / 50MHz FCC Block A (SRS ANT D)	RB1-1	BPSK	0.155	21.91	30.00	-8.09
3499.980		RB1-66	BPSK	0.166	22.19	30.00	-7.81
3525.000		RB1-131	BPSK	0.171	22.34	30.00	-7.67
3474.990		RB1-1	16QAM	0.109	20.37	30.00	-9.63
3499.980		RB1-66	16QAM	0.158	21.99	30.00	-8.01
3525.000		RB1-131	16QAM	0.132	21.19	30.00	-8.81
3480.000	n77 (78) / 60MHz FCC Block A (SRS ANT D)	RB1-1	BPSK	0.160	22.04	30.00	-7.96
3499.980		RB1-81	BPSK	0.167	22.22	30.00	-7.78
3519.990		RB1-160	BPSK	0.173	22.39	30.00	-7.61
3480.000		RB1-1	16QAM	0.141	21.49	30.00	-8.51
3499.980		RB1-81	16QAM	0.152	21.81	30.00	-8.19
3519.990		RB1-160	16QAM	0.139	21.44	30.00	-8.56
3484.980	n77 (78) / 70MHz FCC Block A (SRS ANT D)	RB1-1	BPSK	0.156	21.93	30.00	-8.08
3499.980		RB1-94	BPSK	0.169	22.28	30.00	-7.72
3514.980		RB1-187	BPSK	0.174	**22.40**	30.00	-7.60
3484.980		RB1-1	16QAM	0.103	20.13	30.00	-9.87
3499.980		RB1-94	16QAM	0.163	22.11	30.00	-7.89
3514.980		RB1-187	16QAM	0.126	21.00	30.00	-9.00
3489.990	n77 (78) / 80MHz FCC Block A (SRS ANT D)	RB1-1	BPSK	0.157	21.96	30.00	-8.05
3499.980		RB1-108	BPSK	0.171	22.33	30.00	-7.67
3510.000		RB1-215	BPSK	0.170	22.31	30.00	-7.69
3489.990		RB1-1	16QAM	0.141	21.48	30.00	-8.52
3499.980		RB1-108	16QAM	0.171	**22.33**	30.00	-7.67
3510.000		RB1-215	16QAM	0.142	21.51	30.00	-8.49
3495.000	n77(78)/90MHz FCC Block A (SRS ANT D)	RB1-1	BPSK	0.153	21.84	30.00	-8.17
3499.980		RB1-122	BPSK	0.173	22.39	30.00	-7.62
3504.990		RB1-243	BPSK	0.167	22.24	30.00	-7.77
3495.000		RB1-1	16QAM	0.142	21.51	30.00	-8.49
3499.980		RB1-122	16QAM	0.158	22.00	30.00	-8.00
3504.990		RB1-243	16QAM	0.143	21.55	30.00	-8.45
3499.980	n77(78)/100MHz FCC Block A (SRS ANT D)	RB1-1	BPSK	0.137	21.36	30.00	-8.64
3499.980		RB1-136	BPSK	0.158	21.98	30.00	-8.02
3499.980		RB1-271	BPSK	0.165	**22.18**	30.00	-7.82
3499.980		RB1-1	16QAM	0.130	21.13	30.00	-8.87
3499.980		RB1-136	16QAM	0.123	20.89	30.00	-9.11
3499.980		RB1-271	16QAM	0.136	**21.32**	30.00	-8.68

UL LLC.
12 LABORATORY DRIVE, DURHAM, NC 25713, USA
TEL: (510) 319-4000
This report shall not be reproduced except in full, without the written approval of UL LLC.

9.1.1. 5G NR n77c (FCC Part 27 3700-3980MHz)

5G NR n77c (CONFIG 0)

Freq (MHz)	Band/Bandwidth	RB Size-Offset	Modulation (Of EUT)	EIRP (W)	$EIRP_{DUT}$ (dBm)	Limit (dBm)	Margin (dB)
3705.000	n77 (78) / 10MHz FCC Block C (ANT F)	RB1-1	BPSK	0.220	23.43	30.00	-6.57
3840.000		RB1-12	BPSK	0.232	23.66	30.00	-6.34
3975.000		RB1-22	BPSK	0.225	23.53	30.00	-6.47
3705.000		RB1-1	16QAM	0.180	22.55	30.00	-7.45
3840.000		RB1-12	16QAM	0.189	22.77	30.00	-7.23
3975.000		RB1-22	16QAM	0.181	22.58	30.00	-7.42
3707.490	n77 (78) / 15MHz FCC Block C (ANT F)	RB1-1	BPSK	0.212	23.27	30.00	-6.73
3840.000		RB1-19	BPSK	0.231	23.64	30.00	-6.36
3972.480		RB1-36	BPSK	0.220	23.43	30.00	-6.57
3707.490		RB1-1	16QAM	0.172	22.35	30.00	-7.65
3840.000		RB1-19	16QAM	0.190	22.79	30.00	-7.21
3972.480		RB1-36	16QAM	0.182	22.59	30.00	-7.41
3709.980	n77 (78) / 20MHz FCC Block C (ANT F)	RB1-1	BPSK	0.213	23.28	30.00	-6.72
3840.000		RB1-25	BPSK	0.231	23.64	30.00	-6.36
3969.990		RB1-49	BPSK	0.228	23.57	30.00	-6.43
3709.980		RB1-1	16QAM	0.173	22.39	30.00	-7.61
3840.000		RB1-25	16QAM	0.185	22.66	30.00	-7.34
3969.990		RB1-49	16QAM	0.187	22.72	30.00	-7.28
3712.500	n77 (78) / 25MHz FCC Block C (ANT F)	RB1-1	BPSK	0.215	23.32	30.00	-6.68
3840.000		RB1-32	BPSK	0.225	23.53	30.00	-6.47
3967.500		RB1-63	BPSK	0.227	23.56	30.00	-6.44
3712.500		RB1-1	16QAM	0.176	22.45	30.00	-7.55
3840.000		RB1-32	16QAM	0.186	22.70	30.00	-7.30
3967.500		RB1-63	16QAM	0.185	22.66	30.00	-7.34
3714.990	n77 (78) / 30MHz FCC Block C (ANT F)	RB1-1	BPSK	0.216	23.34	30.00	-6.66
3840.000		RB1-39	BPSK	0.233	23.67	30.00	-6.33
3964.980		RB1-76	BPSK	0.233	23.67	30.00	-6.33
3714.990		RB1-1	16QAM	0.178	22.50	30.00	-7.50
3840.000		RB1-39	16QAM	0.189	22.77	30.00	-7.23
3964.980		RB1-76	16QAM	0.190	22.78	30.00	-7.22
3720.000	n77 (78) / 40MHz FCC Block C (ANT F)	RB1-1	BPSK	0.214	23.31	30.00	-6.69
3840.000		RB1-53	BPSK	0.231	23.64	30.00	-6.36
3960.000		RB1-104	BPSK	0.232	23.65	30.00	-6.35
3720.000		RB1-1	16QAM	0.173	22.38	30.00	-7.62
3840.000		RB1-53	16QAM	0.185	22.68	30.00	-7.32
3960.000		RB1-104	16QAM	0.186	22.69	30.00	-7.31
3724.980	n77 (78) / 50MHz FCC Block C (ANT F)	RB1-1	BPSK	0.218	23.39	30.00	-6.61
3840.000		RB1-66	BPSK	0.231	23.64	30.00	-6.36
3954.990		RB1-131	BPSK	0.234	23.70	30.00	-6.30
3724.980		RB1-1	16QAM	0.179	22.52	30.00	-7.48
3840.000		RB1-66	16QAM	0.185	22.68	30.00	-7.32
3954.990		RB1-131	16QAM	0.189	22.77	30.00	-7.23
3729.990	n77 (78) / 60MHz FCC Block C (ANT F)	RB1-1	BPSK	0.214	23.30	30.00	-6.70
3840.000		RB1-81	BPSK	0.231	23.64	30.00	-6.36
3949.980		RB1-160	BPSK	0.234	23.69	30.00	-6.31
3729.990		RB1-1	16QAM	0.176	22.45	30.00	-7.55
3840.000		RB1-81	16QAM	0.188	22.74	30.00	-7.26
3949.980		RB1-160	16QAM	0.192	22.84	30.00	-7.16
3735.000	n77 (78) / 70MHz FCC Block C (ANT F)	RB1-1	BPSK	0.218	23.38	30.00	-6.62
3840.000		RB1-94	BPSK	0.231	23.63	30.00	-6.37
3945.000		RB1-187	BPSK	0.234	23.69	30.00	-6.31
3735.000		RB1-1	16QAM	0.173	22.38	30.00	-7.62
3840.000		RB1-94	16QAM	0.190	22.78	30.00	-7.22
3945.000		RB1-187	16QAM	0.197	22.94	30.00	-7.06
3739.980	n77 (78) / 80MHz FCC Block C (ANT F)	RB1-1	BPSK	0.221	23.44	30.00	-6.56
3840.000		RB1-108	BPSK	0.233	23.68	30.00	-6.32
3939.990		RB1-215	BPSK	0.240	23.80	30.00	-6.20
3739.980		RB1-1	16QAM	0.182	22.59	30.00	-7.41
3840.000		RB1-108	16QAM	0.186	22.69	30.00	-7.31
3939.990		RB1-215	16QAM	0.194	22.88	30.00	-7.12
3744.990	n77(78)/90MHz FCC Block C (ANT F)	RB1-1	BPSK	0.228	23.57	30.00	-6.43
3840.000		RB1-122	BPSK	0.233	23.67	30.00	-6.33
3934.980		RB1-243	BPSK	0.242	**23.84**	30.00	-6.16
3744.990		RB1-1	16QAM	0.185	22.67	30.00	-7.33
3840.000		RB1-122	16QAM	0.189	22.76	30.00	-7.24
3934.980		RB1-243	16QAM	0.197	**22.95**	30.00	-7.05
3750.000	n77(78)/100MHz FCC Block C (ANT F)	RB1-1	BPSK	0.207	23.16	30.00	-6.84
3840.000		RB1-136	BPSK	0.232	**23.65**	30.00	-6.35
3930.000		RB1-271	BPSK	0.158	22.00	30.00	-8.00
3750.000		RB1-1	16QAM	0.169	22.29	30.00	-7.71
3840.000		RB1-136	16QAM	0.186	**22.70**	30.00	-7.30
3930.000		RB1-271	16QAM	0.123	20.90	30.00	-9.10

UL LLC.
12 LABORATORY DRIVE, DURHAM, NC 25713, USA
TEL: (510) 319-4000
This report shall not be reproduced except in full, without the written approval of UL LLC.

5G NR n77c (SRS)

Freq (MHz)	Band/Bandwidth	RB Size-Offset	Modulation (Of EUT)	EIRP (W)	$EIRP_{DUT}$ (dBm)	Limit (dBm)	Margin (dB)
3705.000	n77 (78) / 10MHz FCC Block C (SRS ANT C)	RB1-1	BPSK	0.453	26.56	30.00	-3.44
3840.000		RB1-12	BPSK	0.428	26.32	30.00	-3.68
3975.000		RB1-22	BPSK	0.420	26.23	30.00	-3.77
3705.000		RB1-1	16QAM	0.350	25.44	30.00	-4.56
3840.000		RB1-12	16QAM	0.345	25.37	30.00	-4.63
3975.000		RB1-22	16QAM	0.337	25.28	30.00	-4.72
3707.490	n77 (78) / 15MHz FCC Block C (SRS ANT C)	RB1-1	BPSK	0.437	26.41	30.00	-3.59
3840.000		RB1-19	BPSK	0.430	26.33	30.00	-3.67
3972.480		RB1-36	BPSK	0.415	26.18	30.00	-3.82
3707.490		RB1-1	16QAM	0.362	25.59	30.00	-4.41
3840.000		RB1-19	16QAM	0.339	25.31	30.00	-4.69
3972.480		RB1-36	16QAM	0.330	25.18	30.00	-4.82
3709.980	n77 (78) / 20MHz FCC Block C (SRS ANT C)	RB1-1	BPSK	0.455	26.58	30.00	-3.42
3840.000		RB1-25	BPSK	0.416	26.19	30.00	-3.81
3969.990		RB1-49	BPSK	0.409	26.11	30.00	-3.89
3709.980		RB1-1	16QAM	0.357	25.53	30.00	-4.47
3840.000		RB1-25	16QAM	0.337	25.28	30.00	-4.72
3969.990		RB1-49	16QAM	0.329	25.18	30.00	-4.82
3712.500	n77 (78) / 25MHz FCC Block C (SRS ANT C)	RB1-1	BPSK	0.439	26.42	30.00	-3.58
3840.000		RB1-32	BPSK	0.416	26.19	30.00	-3.81
3967.500		RB1-63	BPSK	0.403	26.06	30.00	-3.94
3712.500		RB1-1	16QAM	0.361	25.57	30.00	-4.43
3840.000		RB1-32	16QAM	0.337	25.28	30.00	-4.72
3967.500		RB1-63	16QAM	0.327	25.14	30.00	-4.86
3714.990	n77 (78) / 30MHz FCC Block C (SRS ANT C)	RB1-1	BPSK	0.456	26.59	30.00	-3.41
3840.000		RB1-39	BPSK	0.413	26.16	30.00	-3.84
3964.980		RB1-76	BPSK	0.396	25.97	30.00	-4.03
3714.990		RB1-1	16QAM	0.349	25.43	30.00	-4.57
3840.000		RB1-39	16QAM	0.330	25.19	30.00	-4.81
3964.980		RB1-76	16QAM	0.316	24.99	30.00	-5.01
3720.000	n77 (78) / 40MHz FCC Block C (SRS ANT C)	RB1-1	BPSK	0.444	26.48	30.00	-3.52
3840.000		RB1-53	BPSK	0.406	26.09	30.00	-3.91
3960.000		RB1-104	BPSK	0.397	25.99	30.00	-4.01
3720.000		RB1-1	16QAM	0.385	25.86	30.00	-4.14
3840.000		RB1-53	16QAM	0.330	25.19	30.00	-4.81
3960.000		RB1-104	16QAM	0.322	25.08	30.00	-4.92
3724.980	n77 (78) / 50MHz FCC Block C (SRS ANT C)	RB1-1	BPSK	0.459	26.62	30.00	-3.38
3840.000		RB1-66	BPSK	0.398	25.99	30.00	-4.01
3954.990		RB1-131	BPSK	0.406	26.09	30.00	-3.91
3724.980		RB1-1	16QAM	0.355	25.50	30.00	-4.50
3840.000		RB1-66	16QAM	0.323	25.09	30.00	-4.91
3954.990		RB1-131	16QAM	0.351	25.45	30.00	-4.55
3729.990	n77 (78) / 60MHz FCC Block C (SRS ANT C)	RB1-1	BPSK	0.456	26.59	30.00	-3.41
3840.000		RB1-81	BPSK	0.395	25.97	30.00	-4.03
3949.980		RB1-160	BPSK	0.449	26.52	30.00	-3.48
3729.990		RB1-1	16QAM	0.367	25.65	30.00	-4.35
3840.000		RB1-81	16QAM	0.315	24.98	30.00	-5.02
3949.980		RB1-160	16QAM	0.359	25.56	30.00	-4.44
3735.000	n77 (78) / 70MHz FCC Block C (SRS ANT C)	RB1-1	BPSK	0.469	26.71	30.00	-3.29
3840.000		RB1-94	BPSK	0.408	26.10	30.00	-3.90
3945.000		RB1-187	BPSK	0.511	**27.08**	30.00	-2.92
3735.000		RB1-1	16QAM	0.370	25.68	30.00	-4.32
3840.000		RB1-94	16QAM	0.322	25.08	30.00	-4.92
3945.000		RB1-187	16QAM	0.403	**26.05**	30.00	-3.95
3739.980	n77 (78) / 80MHz FCC Block C (SRS ANT C)	RB1-1	BPSK	0.474	26.76	30.00	-3.24
3840.000		RB1-108	BPSK	0.407	26.10	30.00	-3.90
3939.990		RB1-215	BPSK	0.279	24.45	30.00	-5.55
3739.980		RB1-1	16QAM	0.397	25.99	30.00	-4.01
3840.000		RB1-108	16QAM	0.328	25.16	30.00	-4.84
3939.990		RB1-215	16QAM	0.292	24.66	30.00	-5.34
3744.990	n77(78)/90MHz FCC Block C (SRS ANT C)	RB1-1	BPSK	0.483	26.84	30.00	-3.16
3840.000		RB1-122	BPSK	0.419	26.22	30.00	-3.78
3934.980		RB1-243	BPSK	0.546	27.37	30.00	-2.63
3744.990		RB1-1	16QAM	0.387	25.87	30.00	-4.13
3840.000		RB1-122	16QAM	0.333	25.22	30.00	-4.78
3934.980		RB1-243	16QAM	0.303	24.81	30.00	-5.19
3750.000	n77(78)/100MHz FCC Block C (SRS ANT C)	BPSK	BPSK	0.494	**26.94**	30.00	-3.06
3840.000		BPSK	BPSK	0.375	25.74	30.00	-4.26
3930.000		BPSK	BPSK	0.327	25.15	30.00	-4.85
3750.000		RB1-1	16QAM	0.393	**25.94**	30.00	-4.06
3840.000		RB1-136	16QAM	0.296	24.72	30.00	-5.28
3930.000		RB1-271	16QAM	0.277	24.42	30.00	-5.58

UL LLC.
12 LABORATORY DRIVE, DURHAM, NC 25713, USA
TEL: (510) 319-4000
This report shall not be reproduced except in full, without the written approval of UL LLC.

5G NR n77c (SRS)

Freq (MHz)	Band/Bandwidth	RB Size-Offset	Modulation (Of EUT)	EIRP (W)	$EIRP_{DUT}$ (dBm)	Limit (dBm)	Margin (dB)
3705.000	n77 (78) / 10MHz FCC Block C (SRS ANT I)	RB1-1	BPSK	0.288	24.59	30.00	-5.41
3840.000		RB1-12	BPSK	0.282	24.50	30.00	-5.50
3975.000		RB1-22	BPSK	0.276	24.41	30.00	-5.59
3705.000		RB1-1	16QAM	0.283	24.51	30.00	-5.49
3840.000		RB1-12	16QAM	0.279	24.46	30.00	-5.54
3975.000		RB1-22	16QAM	0.273	24.36	30.00	-5.64
3707.490	n77 (78) / 15MHz FCC Block C (SRS ANT I)	RB1-1	BPSK	0.286	24.57	30.00	-5.43
3840.000		RB1-19	BPSK	0.270	24.32	30.00	-5.69
3972.480		RB1-36	BPSK	0.270	24.32	30.00	-5.69
3707.490		RB1-1	16QAM	0.284	24.53	30.00	-5.47
3840.000		RB1-19	16QAM	0.274	24.37	30.00	-5.63
3972.480		RB1-36	16QAM	0.266	24.25	30.00	-5.75
3709.980	n77 (78) / 20MHz FCC Block C (SRS ANT I)	RB1-1	BPSK	0.288	24.59	30.00	-5.41
3840.000		RB1-25	BPSK	0.274	24.37	30.00	-5.63
3969.990		RB1-49	BPSK	0.264	24.22	30.00	-5.78
3709.980		RB1-1	16QAM	0.282	24.50	30.00	-5.50
3840.000		RB1-25	16QAM	0.272	24.34	30.00	-5.66
3969.990		RB1-49	16QAM	0.261	24.16	30.00	-5.84
3712.500	n77 (78) / 25MHz FCC Block C (SRS ANT I)	RB1-1	BPSK	0.288	24.59	30.00	-5.41
3840.000		RB1-32	BPSK	0.272	24.34	30.00	-5.66
3967.500		RB1-63	BPSK	0.259	24.13	30.00	-5.87
3712.500		RB1-1	16QAM	0.281	24.48	30.00	-5.52
3840.000		RB1-32	16QAM	0.264	24.22	30.00	-5.78
3967.500		RB1-63	16QAM	0.252	24.02	30.00	-5.99
3714.990	n77 (78) / 30MHz FCC Block C (SRS ANT I)	RB1-1	BPSK	0.298	24.75	30.00	-5.25
3840.000		RB1-39	BPSK	0.268	24.29	30.00	-5.71
3964.980		RB1-76	BPSK	0.252	24.02	30.00	-5.98
3714.990		RB1-1	16QAM	0.288	24.60	30.00	-5.40
3840.000		RB1-39	16QAM	0.268	24.28	30.00	-5.72
3964.980		RB1-76	16QAM	0.253	24.03	30.00	-5.97
3720.000	n77 (78) / 40MHz FCC Block C (SRS ANT I)	RB1-1	BPSK	0.289	24.61	30.00	-5.39
3840.000		RB1-53	BPSK	0.262	24.19	30.00	-5.81
3960.000		RB1-104	BPSK	0.246	23.90	30.00	-6.10
3720.000		RB1-1	16QAM	0.284	24.53	30.00	-5.47
3840.000		RB1-53	16QAM	0.256	24.09	30.00	-5.91
3960.000		RB1-104	16QAM	0.241	23.82	30.00	-6.18
3724.980	n77 (78) / 50MHz FCC Block C (SRS ANT I)	RB1-1	BPSK	0.293	24.67	30.00	-5.33
3840.000		RB1-66	BPSK	0.255	24.06	30.00	-5.94
3954.990		RB1-131	BPSK	0.242	23.84	30.00	-6.16
3724.980		RB1-1	16QAM	0.288	24.59	30.00	-5.41
3840.000		RB1-66	16QAM	0.254	24.04	30.00	-5.96
3954.990		RB1-131	16QAM	0.240	23.79	30.00	-6.21
3729.990	n77 (78) / 60MHz FCC Block C (SRS ANT I)	RB1-1	BPSK	0.295	24.70	30.00	-5.30
3840.000		RB1-81	BPSK	0.251	24.00	30.00	-6.01
3949.980		RB1-160	BPSK	0.261	24.16	30.00	-5.84
3729.990		RB1-1	16QAM	0.293	24.67	30.00	-5.33
3840.000		RB1-81	16QAM	0.247	23.92	30.00	-6.08
3949.980		RB1-160	16QAM	0.259	24.13	30.00	-5.87
3735.000	n77 (78) / 70MHz FCC Block C (SRS ANT I)	RB1-1	BPSK	0.301	24.78	30.00	-5.22
3840.000		RB1-94	BPSK	0.247	23.93	30.00	-6.08
3945.000		RB1-187	BPSK	0.284	24.53	30.00	-5.47
3735.000		RB1-1	16QAM	0.293	24.66	30.00	-5.34
3840.000		RB1-94	16QAM	0.243	23.86	30.00	-6.14
3945.000		RB1-187	16QAM	0.277	24.43	30.00	-5.57
3739.980	n77 (78) / 80MHz FCC Block C (SRS ANT I)	RB1-1	BPSK	0.303	**24.81**	30.00	-5.19
3840.000		RB1-108	BPSK	0.244	23.88	30.00	-6.12
3939.990		RB1-215	BPSK	0.294	24.68	30.00	-5.32
3739.980		RB1-1	16QAM	0.300	**24.78**	30.00	-5.22
3840.000		RB1-108	16QAM	0.241	23.83	30.00	-6.18
3939.990		RB1-215	16QAM	0.290	24.62	30.00	-5.38
3744.990	n77(78)/90MHz FCC Block C (SRS ANT I)	RB1-1	BPSK	0.101	20.03	30.00	-9.97
3840.000		RB1-122	BPSK	0.240	23.80	30.00	-6.20
3934.980		RB1-243	BPSK	0.262	24.18	30.00	-5.82
3744.990		RB1-1	16QAM	0.104	20.16	30.00	-9.84
3840.000		RB1-122	16QAM	0.239	23.79	30.00	-6.21
3934.980		RB1-243	16QAM	0.265	24.23	30.00	-5.77
3750.000	n77(78)/100MHz FCC Block C (SRS ANT I)	BPSK	BPSK	0.124	20.93	30.00	-9.07
3840.000		BPSK	BPSK	0.237	23.75	30.00	-6.25
3930.000		BPSK	BPSK	0.292	**24.65**	30.00	-5.35
3750.000		RB1-1	16QAM	0.129	21.10	30.00	-8.90
3840.000		RB1-136	16QAM	0.236	23.73	30.00	-6.27
3930.000		RB1-271	16QAM	0.286	**24.56**	30.00	-5.44

UL LLC.
12 LABORATORY DRIVE, DURHAM, NC 25713, USA
TEL: (510) 319-4000
This report shall not be reproduced except in full, without the written approval of UL LLC.

Freq (MHz)	Band/Bandwidth	RB Size-Offset	Modulation (Of EUT)	EIRP (W)	$EIRP_{DUT}$ (dBm)	Limit (dBm)	Margin (dB)
3705.000	n77 (78) / 10MHz FCC Block C (SRS ANT D)	RB1-1	BPSK	0.452	26.55	30.00	-3.45
3840.000		RB1-12	BPSK	0.444	26.47	30.00	-3.53
3975.000		RB1-22	BPSK	0.440	26.44	30.00	-3.56
3705.000		RB1-1	16QAM	0.426	26.30	30.00	-3.71
3840.000		RB1-12	16QAM	0.410	26.13	30.00	-3.88
3975.000		RB1-22	16QAM	0.407	26.09	30.00	-3.91
3707.490	n77 (78) / 15MHz FCC Block C (SRS ANT D)	RB1-1	BPSK	0.441	26.45	30.00	-3.55
3840.000		RB1-19	BPSK	0.442	26.45	30.00	-3.55
3972.480		RB1-36	BPSK	0.424	26.28	30.00	-3.72
3707.490		RB1-1	16QAM	0.413	26.16	30.00	-3.84
3840.000		RB1-19	16QAM	0.415	26.18	30.00	-3.82
3972.480		RB1-36	16QAM	0.399	26.02	30.00	-3.99
3709.980	n77 (78) / 20MHz FCC Block C (SRS ANT D)	RB1-1	BPSK	0.450	26.53	30.00	-3.47
3840.000		RB1-25	BPSK	0.439	26.43	30.00	-3.57
3969.990		RB1-49	BPSK	0.433	26.36	30.00	-3.64
3709.980		RB1-1	16QAM	0.427	26.31	30.00	-3.70
3840.000		RB1-25	16QAM	0.410	26.13	30.00	-3.87
3969.990		RB1-49	16QAM	0.406	26.08	30.00	-3.92
3712.500	n77 (78) / 25MHz FCC Block C (SRS ANT D)	RB1-1	BPSK	0.450	26.54	30.00	-3.47
3840.000		RB1-32	BPSK	0.436	26.39	30.00	-3.61
3967.500		RB1-63	BPSK	0.431	26.34	30.00	-3.66
3712.500		RB1-1	16QAM	0.412	26.14	30.00	-3.86
3840.000		RB1-32	16QAM	0.399	26.01	30.00	-3.99
3967.500		RB1-63	16QAM	0.396	25.97	30.00	-4.03
3714.990	n77 (78) / 30MHz FCC Block C (SRS ANT D)	RB1-1	BPSK	0.450	26.54	30.00	-3.47
3840.000		RB1-39	BPSK	0.432	26.35	30.00	-3.65
3964.980		RB1-76	BPSK	0.425	26.28	30.00	-3.72
3714.990		RB1-1	16QAM	0.432	**26.36**	30.00	-3.64
3840.000		RB1-39	16QAM	0.406	26.09	30.00	-3.91
3964.980		RB1-76	16QAM	0.402	26.05	30.00	-3.95
3720.000	n77 (78) / 40MHz FCC Block C (SRS ANT D)	RB1-1	BPSK	0.456	**26.59**	30.00	-3.41
3840.000		RB1-53	BPSK	0.428	26.31	30.00	-3.69
3960.000		RB1-104	BPSK	0.419	26.22	30.00	-3.78
3720.000		RB1-1	16QAM	0.425	26.28	30.00	-3.72
3840.000		RB1-53	16QAM	0.398	25.99	30.00	-4.01
3960.000		RB1-104	16QAM	0.393	25.94	30.00	-4.06
3724.980	n77 (78) / 50MHz FCC Block C (SRS ANT D)	RB1-1	BPSK	0.442	26.45	30.00	-3.55
3840.000		RB1-66	BPSK	0.429	26.32	30.00	-3.68
3954.990		RB1-131	BPSK	0.413	26.16	30.00	-3.84
3724.980		RB1-1	16QAM	0.413	26.16	30.00	-3.84
3840.000		RB1-66	16QAM	0.399	26.01	30.00	-3.99
3954.990		RB1-131	16QAM	0.386	25.87	30.00	-4.13
3729.990	n77 (78) / 60MHz FCC Block C (SRS ANT D)	RB1-1	BPSK	0.440	26.43	30.00	-3.57
3840.000		RB1-81	BPSK	0.420	26.23	30.00	-3.77
3949.980		RB1-160	BPSK	0.419	26.22	30.00	-3.78
3729.990		RB1-1	16QAM	0.421	26.25	30.00	-3.75
3840.000		RB1-81	16QAM	0.404	26.06	30.00	-3.94
3949.980		RB1-160	16QAM	0.404	26.06	30.00	-3.94
3735.000	n77 (78) / 70MHz FCC Block C (SRS ANT D)	RB1-1	BPSK	0.434	26.37	30.00	-3.63
3840.000		RB1-94	BPSK	0.411	26.14	30.00	-3.86
3945.000		RB1-187	BPSK	0.436	26.40	30.00	-3.60
3735.000		RB1-1	16QAM	0.410	26.12	30.00	-3.88
3840.000		RB1-94	16QAM	0.386	25.87	30.00	-4.13
3945.000		RB1-187	16QAM	0.410	26.12	30.00	-3.88
3739.980	n77 (78) / 80MHz FCC Block C (SRS ANT D)	RB1-1	BPSK	0.420	26.23	30.00	-3.77
3840.000		RB1-108	BPSK	0.389	25.90	30.00	-4.10
3939.990		RB1-215	BPSK	0.429	26.32	30.00	-3.68
3739.980		RB1-1	16QAM	0.394	25.96	30.00	-4.04
3840.000		RB1-108	16QAM	0.369	25.67	30.00	-4.33
3939.990		RB1-215	16QAM	0.416	26.19	30.00	-3.81
3744.990	n77(78)/90MHz FCC Block C (SRS ANT D)	RB1-1	BPSK	0.421	26.25	30.00	-3.75
3840.000		RB1-122	BPSK	0.391	25.92	30.00	-4.08
3934.980		RB1-243	BPSK	0.435	26.38	30.00	-3.62
3744.990		RB1-1	16QAM	0.399	26.01	30.00	-3.99
3840.000		RB1-122	16QAM	0.365	25.63	30.00	-4.37
3934.980		RB1-243	16QAM	0.407	26.10	30.00	-3.90
3750.000	n77(78)/100MHz FCC Block C (SRS ANT D)	BPSK	BPSK	0.278	24.44	30.00	-5.56
3840.000		BPSK	BPSK	0.376	25.75	30.00	-4.25
3930.000		BPSK	BPSK	0.433	**26.36**	30.00	-3.64
3750.000		RB1-1	16QAM	0.257	24.10	30.00	-5.90
3840.000		RB1-136	16QAM	0.327	25.14	30.00	-4.86
3930.000		RB1-271	16QAM	0.410	**26.13**	30.00	-3.87

UL LLC.
12 LABORATORY DRIVE, DURHAM, NC 25713, USA
TEL: (510) 319-4000
This report shall not be reproduced except in full, without the written approval of UL LLC.

9.2. FIELD STRENGTH OF SPURIOUS RADIATION

LIMITS

FCC: §27.53
Emission limits
(n) 3.45 GHz Service. The following emission limits apply to stations transmitting in the 3450-3550 MHz band:
(2) For mobile operations in the 3450-3550 MHz band, the conducted power of any emission outside the licensee's authorized bandwidth shall not exceed −13 dBm/MHz.

FCC: §27.53
(l) 3.7 GHz Service.The following emission limits apply to stations transmitting in the 3700-3980 MHz band:
(2) For mobile operations in the 3700-3980 MHz band, the conducted power of any emission outside the licensee's authorized bandwidth shall not exceed −13 dBm/MHz.

Example Plot

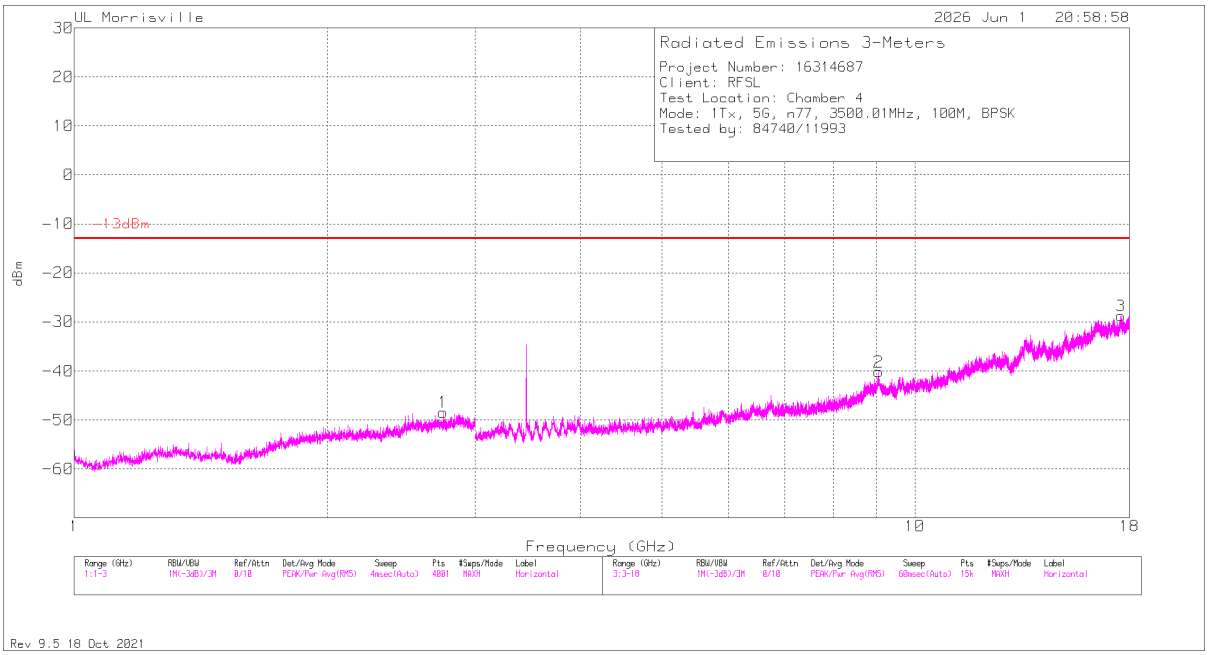

Horizontal Polarity

UL LLC.
12 LABORATORY DRIVE, DURHAM, NC 25713, USA
TEL: (510) 319-4000
This report shall not be reproduced except in full, without the written approval of UL LLC.

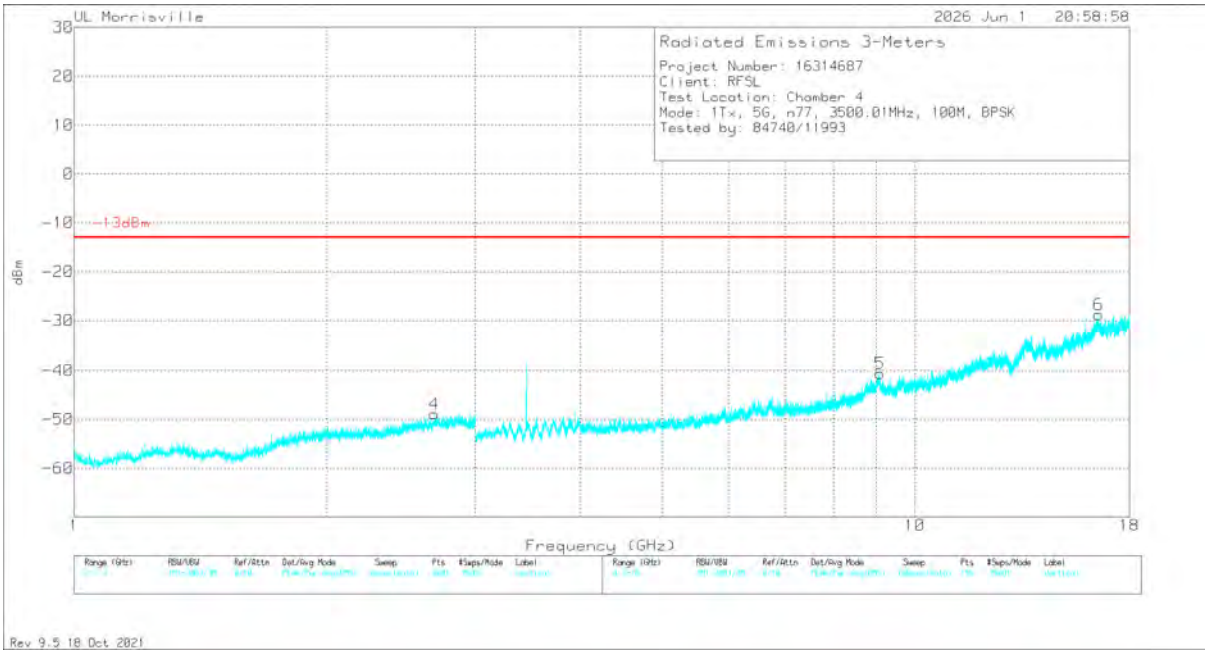

Vertical Polarity

Trace Markers

Marker	Frequency (GHz)	Meter Reading (dBm)	Det	135143 ACF (dB/m)	Gain/Loss (dB)	CF (dB)	Filter (dB)	Corrected Reading dBm	-13dBm	Margin (dB)	Azimuth (Degs)	Height (cm)	Polarity
4	2.683	-72.4	Pk	32.6	-21.7	11.8	.8	-48.9	-13	-35.9	0-360	300	V
1	2.749	-71.74	Pk	32.5	-21.7	11.8	.7	-48.44	-13	-35.44	0-360	100	H
2	9.063	-65.89	Pk	36.2	-23.4	11.8	1.1	-40.19	-13	-27.19	0-360	100	H
5	9.09	-65.85	Pk	36.3	-23.9	11.8	1	-40.65	-13	-27.65	0-360	300	V
6	16.542	-65.45	Pk	40.9	-17.4	11.8	1.4	-28.75	-13	-15.75	0-360	200	V
3	17.586	-67.39	Pk	40.9	-15.5	11.8	1.4	-28.79	-13	-15.79	0-360	200	H

TEST PROCEDURE

KDB 971168 D01 /D02

All tests above 1GHz were done with a Resolution Bandwidth of 1MHz, and a Video Bandwidth of 3MHz

RESULTS

UL LLC.
12 LABORATORY DRIVE, DURHAM, NC 25713, USA
TEL: (510) 319-4000

This report shall not be reproduced except in full, without the written approval of UL LLC.

9.2.1. 5G NR n77a (FCC Part 27 3450-3550MHz)

BPSK 5G NR n77 (100.0MHZ BANDWIDTH), Config 0

Date:	2026-06-01
Test Engineer:	84740/11993
Configuration:	EUT Only
Mode:	FR1 N77 100MHz BPSK
Chamber #:	Chamber 4

Marker	Frequency (GHz)	Meter Reading (dBm)	Det	135143 ACF (dB/m)	Gain/Loss (dB)	CF (dB)	Filter (dB)	Corrected Reading dBm	-13dBm	Margin (dB)	Azimuth (Degs)	Height (cm)	Polarity
4	2.683	-72.4	Pk	32.6	-21.7	11.8	.8	-48.9	-13	-35.9	0-360	300	V
1	2.749	-71.74	Pk	32.5	-21.7	11.8	.7	-48.44	-13	-35.44	0-360	100	H
2	9.063	-65.89	Pk	36.2	-23.4	11.8	1.1	-40.19	-13	-27.19	0-360	100	H
5	9.09	-65.85	Pk	36.3	-23.9	11.8	1	-40.65	-13	-27.65	0-360	300	V
6	16.542	-65.45	Pk	40.9	-17.4	11.8	1.4	-28.75	-13	-15.75	0-360	200	V
3	17.586	-67.39	Pk	40.9	-15.5	11.8	1.4	-28.79	-13	-15.79	0-360	200	H

Pk - Peak detector

BPSK 5G NR n77 (100.0MHZ BANDWIDTH, SRS ANT C)

Date:	2026-06-02
Test Engineer:	84740/11993
Configuration:	EUT Only
Mode:	FR1 N77 100MHz BPSK
Chamber #:	Chamber 4

Marker	Frequency (GHz)	Meter Reading (dBm)	Det	135143 ACF (dB/m)	Gain/Loss (dB)	CF (dB)	Filter (dB)	Corrected Reading dBm	-13dBm	Margin (dB)	Azimuth (Degs)	Height (cm)	Polarity
1	4.985	-65.29	Pk	34.1	-31	11.8	.8	-49.59	-13	-36.59	0-360	100	H
4	5.896	-67.42	Pk	35	-28.1	11.8	.6	-48.12	-13	-35.12	0-360	300	V
2	9.06	-66.87	Pk	36.2	-23.3	11.8	.6	-41.57	-13	-28.57	0-360	100	H
5	9.084	-66.2	Pk	36.3	-23.7	11.8	.6	-41.2	-13	-28.2	0-360	200	V
3	16.54	-65.65	Pk	40.9	-17.4	11.8	.9	-29.45	-13	-16.45	0-360	200	H
6	16.62	-66.9	Pk	41	-17.5	11.8	1.1	-30.5	-13	-17.5	0-360	200	V

Pk - Peak detector

UL LLC.
12 LABORATORY DRIVE, DURHAM, NC 25713, USA
TEL: (510) 319-4000
This report shall not be reproduced except in full, without the written approval of UL LLC.

SRS BPSK n77 (100.0MHZ BANDWIDTH, ANT D)

Date:	2026-06-05
Test Engineer:	19289
Configuration:	EUT Only
Mode:	FR1 N77 100MHz BPSK
Chamber #:	Chamber 4

Marker	Frequency (GHz)	Meter Reading (dBm)	Det	135143 ACF (dB/m)	Gain/Loss (dB)	CF (dB)	Filter (dB)	Corrected Reading dBm	-13dBm	Margin (dB)	Azimuth (Degs)	Height (cm)	Polarity
4	6.429	-67.25	Pk	35.6	-26.7	11.8	.6	-45.95	-13	-32.95	0-360	300	V
1	7.001	-67.92	Pk	35.5	-26.9	11.8	.7	-46.82	-13	-33.82	0-360	100	H
2	12.337	-66.33	Pk	38.8	-21.8	11.8	.7	-36.83	-13	-23.83	0-360	100	H
5	12.391	-66.69	Pk	38.9	-21.7	11.8	.9	-36.79	-13	-23.79	0-360	300	V
6	17.586	-67.79	Pk	40.9	-15.5	11.8	1.1	-29.49	-13	-16.49	0-360	300	V
3	17.591	-66.9	Pk	40.9	-15.8	11.8	1.1	-28.9	-13	-15.9	0-360	100	H

Pk - Peak detector

SRS BPSK n77 (100.0MHZ BANDWIDTH, ANT I)

Date:	2026-06-05
Test Engineer:	19289
Configuration:	EUT Only
Mode:	FR1 N77 100MHz BPSK
Chamber #:	Chamber 4

Marker	Frequency (GHz)	Meter Reading (dBm)	Det	135143 ACF (dB/m)	Gain/Loss (dB)	CF (dB)	Filter (dB)	Corrected Reading dBm	-13dBm	Margin (dB)	Azimuth (Degs)	Height (cm)	Polarity
4	6.412	-66.51	Pk	35.7	-27.1	11.8	.7	-45.41	-13	-32.41	0-360	100	V
1	6.752	-67.45	Pk	35.6	-26.3	11.8	.7	-45.65	-13	-32.65	0-360	300	H
5	11.806	-66.14	Pk	38.6	-21.8	11.8	.6	-36.94	-13	-23.94	0-360	100	V
2	11.983	-66.2	Pk	38.7	-21.4	11.8	.5	-36.6	-13	-23.6	0-360	300	H
6	16.509	-65.91	Pk	40.9	-17.4	11.8	.9	-29.71	-13	-16.71	0-360	100	V
3	16.569	-65.39	Pk	40.9	-17.6	11.8	1	-29.29	-13	-16.29	0-360	300	H

Pk - Peak detector

UL LLC.
12 LABORATORY DRIVE, DURHAM, NC 25713, USA
TEL: (510) 319-4000
This report shall not be reproduced except in full, without the written approval of UL LLC.

9.2.2. 5G NR n77c (FCC Part 27 3700-3980MHz)

QPSK 5G NR n77 (100.0MHZ BANDWIDTH), Config 0

Date:	2026-06-01
Test Engineer:	84740/11993
Configuration:	EUT Only
Mode:	FR1 N77 100MHz BPSK
Chamber #:	Chamber 4

Frequency (MHz)	Meter Reading (dBuV)	Det	135143 ACF (dB/m)	Gain/Loss (dB)	EIRP CF	Filter (dB)	Corrected Reading (dBm)	Limit (dBm)	Margin (dB)	Polarity
Low Channel, 3750MHz										
4	2.7515	-71.61	Pk	32.5	-21.7	11.8	.7	-48.31	-13	-35.31
1	2.8775	-72.27	Pk	32.6	-21.6	11.8	.6	-48.87	-13	-35.87
5	9.061	-67.01	Pk	36.2	-23.4	11.8	1.1	-41.31	-13	-28.31
2	9.083	-66.17	Pk	36.3	-23.7	11.8	1	-40.77	-13	-27.77
3	16.504	-65.4	Pk	40.9	-17.5	11.8	1.5	-28.7	-13	-15.7
6	17.593	-66.7	Pk	40.9	-15.9	11.8	1.4	-28.5	-13	-15.5
Mid Channel, 3840MHz										
1	2.689	-73.07	Pk	32.6	-21.6	11.8	.8	-49.47	-13	-36.47
5	2.857	-71.64	Pk	32.7	-21.7	11.8	.6	-48.24	-13	-35.24
2	3.987	-59.84	Pk	33.1	-31.4	11.8	1.9	-44.44	-13	-31.44
6	3.987	-59.57	Pk	33.1	-31.4	11.8	1.9	-44.17	-13	-31.17
7	9.058	-66.99	Pk	36.2	-23.3	11.8	1.1	-41.19	-13	-28.19
3	9.085	-66.2	Pk	36.3	-23.7	11.8	1	-40.8	-13	-27.8
High Channel, 3930MHz										
1	5.47398	-63.87	Pk	34.4	-30.4	11.8	.6	-47.47	-13	-34.47
4	5.56578	-64.24	Pk	34.6	-30.7	11.8	.6	-47.94	-13	-34.94
2	9.05358	-66.79	Pk	36.2	-24	11.8	.7	-42.09	-13	-29.09
5	9.07183	-65.46	Pk	36.2	-24.3	11.8	.6	-41.16	-13	-28.16
6	16.3689	-65.02	Pk	40.6	-18	11.8	.8	-29.82	-13	-16.82
3	16.45458	-65.89	Pk	40.8	-17	11.8	.9	-29.39	-13	-16.39

UL LLC.
12 LABORATORY DRIVE, DURHAM, NC 25713, USA
TEL: (510) 319-4000
This report shall not be reproduced except in full, without the written approval of UL LLC.

QPSK 5G NR n77 (100.0MHZ BANDWIDTH, SRS ANT C)

Date:	2026-06-02
Test Engineer:	19289
Configuration:	EUT Only
Mode:	FR1 N77 100MHz BPSK
Chamber #:	Chamber 4

Frequency (MHz)	Meter Reading (dBuV)	Det	135143 ACF (dB/m)	Gain/Loss (dB)	EIRP CF	Filter (dB)	Corrected Reading (dBm)	Limit (dBm)	Margin (dB)	Polarity
Low Channel, 3750MHz										
4	6.205	-67.92	Pk	35.4	-27.1	11.8	.6	-47.22	-13	-34.22
1	6.426	-67.26	Pk	35.6	-26.8	11.8	.6	-46.06	-13	-33.06
2	11.811	-66.14	Pk	38.6	-21.8	11.8	.6	-36.94	-13	-23.94
5	11.989	-65.66	Pk	38.7	-21.6	11.8	.5	-36.26	-13	-23.26
3	17.234	-65.06	Pk	40.8	-16.3	11.8	1	-27.76	-13	-14.76
6	17.268	-67.55	Pk	40.8	-17	11.8	1	-30.95	-13	-17.95
Mid Channel, 3840MHz										
4	6.213	-67.15	Pk	35.4	-26.8	11.8	.6	-46.15	-13	-33.15
1	6.738	-66.86	Pk	35.6	-26.2	11.8	.7	-44.96	-13	-31.96
5	12.176	-66.12	Pk	38.9	-21.8	11.8	.7	-36.52	-13	-23.52
2	12.278	-66.48	Pk	38.8	-21.7	11.8	.4	-37.18	-13	-24.18
6	17.584	-66.9	Pk	40.9	-15.4	11.8	1.1	-28.5	-13	-15.5
3	17.667	-66.21	Pk	41	-16.8	11.8	1.1	-29.11	-13	-16.11
High Channel, 3930MHz										
1	5.647	-66.65	Pk	34.8	-29.2	11.8	.6	-48.65	-13	-35.65
4	5.919	-67.4	Pk	35	-27.6	11.8	.6	-47.6	-13	-34.6
5	9.042	-64.86	Pk	36.2	-23.3	11.8	.7	-39.46	-13	-26.46
2	9.043	-66.52	Pk	36.2	-23.3	11.8	.7	-41.12	-13	-28.12
6	17.589	-66.23	Pk	40.9	-15.7	11.8	1.1	-28.13	-13	-15.13
3	17.618	-66.85	Pk	40.9	-16.4	11.8	1.1	-29.45	-13	-16.45

UL LLC.
12 LABORATORY DRIVE, DURHAM, NC 25713, USA
TEL: (510) 319-4000
This report shall not be reproduced except in full, without the written approval of UL LLC.

SRS QPSK n77 (100.0MHZ BANDWIDTH, Ant I)

Date:	2026-06-05
Test Engineer:	19289
Configuration:	EUT Only
Mode:	FR1 N77 100MHz BPSK
Chamber #:	Chamber 4

Frequency (MHz)	Meter Reading (dBuV)	Det	135143 ACF (dB/m)	Gain/Loss (dB)	EIRP CF	Filter (dB)	Corrected Reading (dBm)	Limit (dBm)	Margin (dB)	Polarity
Low Channel, 3750MHz										
4	6.132	-65.04	Pk	35.2	-28.3	11.8	.6	-45.74	-13	-32.74
1	6.145	-67.61	Pk	35.2	-27.8	11.8	.6	-47.81	-13	-34.81
2	10.501	-67.18	Pk	37.6	-23.9	11.8	1.2	-40.48	-13	-27.48
5	11.971	-66.13	Pk	38.7	-21.7	11.8	.5	-36.83	-13	-23.83
3	16.712	-66.32	Pk	41.2	-17.3	11.8	1	-29.62	-13	-16.62
6	17.577	-66.89	Pk	40.9	-15.3	11.8	1.1	-28.39	-13	-15.39
Mid Channel, 3840MHz										
4	6.469	-66.61	Pk	35.6	-27.5	11.8	.7	-46.01	-13	-33.01
1	6.719	-67.34	Pk	35.6	-26.6	11.8	.6	-45.94	-13	-32.94
5	11.887	-65.89	Pk	38.6	-22.4	11.8	.4	-37.49	-13	-24.49
2	13.747	-64.47	Pk	38.7	-19.1	11.8	.8	-32.27	-13	-19.27
3	16.519	-66.25	Pk	40.9	-17.3	11.8	.9	-29.95	-13	-16.95
6	17.569	-66.84	Pk	40.8	-15.4	11.8	1.1	-28.54	-13	-15.54
High Channel, 3930MHz										
1	6.464	-66.15	Pk	35.6	-27.3	11.8	.7	-45.35	-13	-32.35
4	6.737	-67.28	Pk	35.6	-26.2	11.8	.7	-45.38	-13	-32.38
2	11.503	-67.79	Pk	38.3	-22	11.8	.8	-38.89	-13	-25.89
5	11.971	-65.78	Pk	38.7	-21.7	11.8	.5	-36.48	-13	-23.48
6	17.24	-66.35	Pk	40.8	-16.2	11.8	1	-28.95	-13	-15.95
3	17.589	-66.81	Pk	40.9	-15.7	11.8	1.1	-28.71	-13	-15.71

UL LLC.
12 LABORATORY DRIVE, DURHAM, NC 25713, USA
TEL: (510) 319-4000
This report shall not be reproduced except in full, without the written approval of UL LLC.

SRS QPSK n77 (100.0MHZ BANDWIDTH, Ant D)

Date:	2026-06-05
Test Engineer:	19289
Configuration:	EUT Only
Mode:	FR1 N77 100MHz BPSK
Chamber #:	Chamber 4

Frequency (MHz)	Meter Reading (dBuV)	Det	135143 ACF (dB/m)	Gain/Loss (dB)	EIRP CF	Filter (dB)	Corrected Reading (dBm)	Limit (dBm)	Margin (dB)	Polarity
Low Channel, 3750MHz										
4	6.742	-66.99	Pk	35.6	-26.2	11.8	.7	-45.09	-13	-32.09
1	6.76	-68.04	Pk	35.6	-26.5	11.8	.7	-46.44	-13	-33.44
5	11.452	-66.85	Pk	38.2	-22.3	11.8	1	-38.15	-13	-25.15
2	11.49	-67.43	Pk	38.3	-21.9	11.8	.9	-38.33	-13	-25.33
6	17.218	-67.21	Pk	40.9	-16.9	11.8	1	-30.41	-13	-17.41
3	17.301	-66.5	Pk	40.7	-17.8	11.8	1.1	-30.7	-13	-17.7
Mid Channel, 3840MHz										
1	2.886	-72.4	Pk	32.6	-21.4	11.8	1.7	-47.7	-13	-34.7
4	2.8865	-71.85	Pk	32.6	-21.4	11.8	1.7	-47.15	-13	-34.15
5	9.063	-66.45	Pk	36.2	-23.4	11.8	.6	-41.25	-13	-28.25
2	9.071	-66.21	Pk	36.2	-23.5	11.8	.6	-41.11	-13	-28.11
3	17.572	-67.13	Pk	40.8	-15.3	11.8	1.1	-28.73	-13	-15.73
6	17.601	-66.85	Pk	40.9	-16.1	11.8	1.1	-29.15	-13	-16.15
High Channel, 3930MHz										
1	6.702	-65.95	Pk	35.6	-26.7	11.8	.6	-44.65	-13	-31.65
4	9.038	-67.11	Pk	36.2	-23.3	11.8	.7	-41.71	-13	-28.71
2	13.588	-63.22	Pk	38.7	-21.5	11.8	.8	-33.42	-13	-20.42
5	13.633	-64.89	Pk	38.7	-21.1	11.8	.8	-34.69	-13	-21.69
3	17.601	-66.79	Pk	40.9	-16.1	11.8	1.1	-29.09	-13	-16.09
6	17.625	-66.4	Pk	41	-16.8	11.8	1.1	-29.3	-13	-16.3

10. SETUP PHOTOS

Refer to R16314687-EP1c for setup photos.

END OF REPORT

UL LLC.
12 LABORATORY DRIVE, DURHAM, NC 25713, USA
TEL: (510) 319-4000

This report shall not be reproduced except in full, without the written approval of UL LLC.