NGTL Korea INC.
52-7,Choha-ro,Cheoin-gu,Yongin-si,Gyeonggi-do,17037 South Korea
FCC Designation Number: KR0179

☎ +82 031 334 2510; info.kr@ngtl.com

PART 15E & RSS-247 RF TEST REPORT

FCC ID:	**A3LSMS741U**
Model (s):	SM-S741U, SM-S741U1
Device Type:	Portable Handset
Report Issue Date:	July 24, 2026

Samsung Electronics Co., Ltd. 129, Samsung-ro, Yeongtong-gu, Suwon-si, Gyeonggi-do, 16677, Rep. of Korea
Certification

The measurement evaluations presented in this report are based on the maximum performance of the tested device(s), which has been shown to be capable of compliance with the applicable technical requirements specified herein and has been tested in accordance with the measurement procedures outlined in 47CFR §2.947, ANSI C63.10-2020 + Cor.1-2023 + C63.10a-2024 + Errata to C63.10a-2024.

This document must be reproduced in its entirety without any alterations unless with written permission from NGTL Korea, INC.

This document has been revised and replaces all previously issued versions of this document with the same Test Report S/N.

Youngbin Song
Technical Manager

Table of Contents

1. DUT Specifics 3
2. Executive Summary 7
3. Description of Tests 9
4. Reference Test Results 10
5. Conducted Test Results 11
6. Radiated Test Results 113
7. AC Line Conducted Test Results 142
8. Revision History 156
9. Measurement Uncertainty 156
10. Equipment List 157
11. Conclusion 159

1. DUT Specifics

1.1. Device under Test

The manufacturer has confirmed that the device is within operational tolerances expected for production units and has the same physical, mechanical, and thermal characteristics expected for production units. The serial number of the device used for each test is indicated alongside the results.

1.2. Maximum Power per Mode

Table 1-1 Maximum Conducted Power & Maximum EIRP Summary

Band	Operating Mode	Band Width [MHz]	Frequency Range [MHz]	Conducted Power [dBm]	Conducted Power [W]	Max E.I.R.P [dBm]	Max E.I.R.P [W]
UNII 1	802.11a	20	5180 - 5240	20.70	0.118	17.48	0.056
	802.11n	20	5180 - 5240	20.84	0.121	17.62	0.058
		40	5190 - 5230	16.63	0.046	13.41	0.022
	802.11ac	20	5180 - 5240	18.79	0.076	15.57	0.036
		40	5190 - 5230	16.70	0.047	13.48	0.022
		80	5210 - 5210	15.73	0.037	12.51	0.018
		160*	5250 - 5250	14.70	0.029	11.58	0.014
	802.11ax	20	5180 - 5240	18.83	0.076	15.62	0.036
		40	5190 - 5230	16.73	0.047	13.51	0.022
		80	5210 - 5210	15.80	0.038	12.58	0.018
		160*	5250 - 5250	14.99	0.032	11.87	0.015
UNII 2A	802.11a	20	5260 - 5320	20.70	0.117	17.58	0.057
	802.11n	20	5260 - 5320	20.62	0.115	17.50	0.056
		40	5270 - 5310	16.73	0.047	13.61	0.023
	802.11ac	20	5260 - 5320	18.75	0.075	15.63	0.037
		40	5270 - 5310	16.74	0.047	13.62	0.023
		80	5290 - 5290	15.83	0.038	12.71	0.019
		160*	5250 - 5250	14.70	0.029	11.58	0.014
	802.11ax	20	5260 - 5320	18.91	0.078	15.79	0.038
		40	5270 - 5310	16.79	0.048	13.67	0.023
		80	5290 - 5290	15.89	0.039	12.77	0.019
		160*	5250 - 5250	14.99	0.032	11.87	0.015

Band	Operating Mode	Band Width [MHz]	Frequency Range [MHz]	Conducted Power [dBm]	Conducted Power [W]	Max E.I.R.P [dBm]	Max E.I.R.P [W]
UNII 2C	802.11a	20	5500 - 5720	21.82	0.152	18.37	0.069
	802.11n	20	5500 - 5720	21.75	0.150	18.29	0.068
		40	5510 - 5710	17.65	0.058	14.19	0.026
	802.11ac	20	5500 - 5720	21.55	0.143	18.09	0.064
		40	5510 - 5710	17.78	0.060	14.32	0.027
		80	5530 - 5690	17.32	0.054	13.86	0.024
		160	5570 - 5570	16.67	0.046	13.21	0.021
	802.11ax	20	5500 - 5720	21.91	0.155	18.45	0.070
		40	5510 - 5710	17.74	0.059	14.28	0.027
		80	5530 - 5690	17.90	0.062	14.44	0.028
		160	5570 - 5570	16.79	0.048	13.34	0.022
UNII 3	802.11a	20	5745 - 5825	21.74	0.149	17.47	0.056
	802.11n	20	5745 - 5825	21.84	0.153	17.57	0.057
		40	5755 - 5795	17.62	0.058	13.35	0.022
	802.11ac	20	5745 - 5825	21.69	0.147	17.42	0.055
		40	5755 - 5795	17.60	0.058	13.33	0.022
		80	5775 - 5775	17.60	0.058	13.33	0.022
		160*	5815 - 5815	16.55	0.045	12.25	0.017
	802.11ax	20	5745 - 5825	21.95	0.157	17.68	0.059
		40	5755 - 5795	17.74	0.059	13.47	0.022
		80	5775 - 5775	17.85	0.061	13.58	0.023
		160*	5815 - 5815	16.83	0.048	12.53	0.018
UNII 4	802.11a	20	5845 - 5885	21.60	0.145	17.30	0.054
	802.11n	20	5845 - 5885	21.81	0.152	17.51	0.056
		40	5835 - 5875	17.62	0.058	13.32	0.021
	802.11ac	20	5845 - 5885	21.48	0.141	17.18	0.052
		40	5835 - 5875	17.39	0.055	13.09	0.020
		80	5855 - 5885	17.54	0.057	13.24	0.021
		160*	5815 - 5815	16.55	0.045	12.25	0.017
	802.11ax	20	5845 - 5885	21.76	0.150	17.47	0.056
		40	5835 - 5875	17.55	0.057	13.25	0.021
		80	5855 - 5885	17.91	0.062	13.61	0.023
		160*	5815 - 5815	16.83	0.048	12.53	0.018

* The 160 MHz channel bandwidth occupies two UNII bands: UNII-1/UNII-2A or UNII-3/UNII-4.

1.3. Supported Bands Operation

Table 1-2 Support Bandwidths List

Band	Supported Bandwidth [MHz]			
	20	40	80	160
UNII 1	✓	✓	✓	✓
UNII 2A	✓	✓	✓	✓
UNII 2C	✓	✓	✓	✓
UNII 3	✓	✓	✓	✓
UNII 4	✓	✓	✓	✓

Note 1: ✓ indicates Supported
Note 2: Operation in the U-NII-1 and U-NII-2A bands is restricted to indoor use only in Canada.

Description of Antennas

The antenna gain values are provided by the manufacturer in the antenna specification document. The document is included in the certification filing as a public exhibit. The highest antenna gain for each operating frequency band is applied during the compliance evaluation.

Table 1-3 Antenna Operating Configurations

Band	Mode	SISO		MIMO	
		Ant 1	Ant 2	Ant 1	Ant 2
5 GHz	802.11a	✓	✓	✓	✓
	802.11n	✓	✓	✓	✓
	802.11ac	✓	✓	✓	✓
	802.11ax	✓	✓	✓	✓

(✓ indicates Supported)

Table 1-4 Maximum Antenna Peak Gain by Operating Band

Antenna		UNII 1	UNII 2A	UNII 2C	UNII 3	UNII 4
Antenna 1	[dBi]	-6.25	-6.05	-6.14	-7.22	-7.16
Antenna 2	[dBi]	-6.21	-6.21	-6.81	-7.34	-7.46
Directional Gain	[dBi]	-3.22	-3.12	-3.46	-4.27	-4.30

Note 1 : The DUT incorporates an internal, permanently attached antenna which cannot be replaced by the end-user. Therefore, DUT complies with the requirements of §15.203

Note 2 : Per KDB 662911 D01 v02r01, the directional gain for MIMO operations with unequal antenna gains and equal transmit powers was calculated as follows

Correlated Directional Gain = $10 \log[(10^{G1/20} + 10^{G2/20} + \ldots + 10^{GN/20})^2 / N_{ANT}]$ dBi

2. Executive Summary

2.1. Device Description

The DUT is a portable wireless handset designed to operate across multiple communication standards and frequency bands. This report covers the complete compliance testing of 5GHz WLAN (NII) in accordance with the applicable standards and regulatory requirements

2.2. Summary of Test Results

The DUT has been tested according to the following specifications. The test period was from June 17, 2026 through June 30, 2026.

Test Condition	Test Item	FCC	ISED	Limit	Test Result	Reference
Conducted	Maximum Output Power	§15.407(a)	RSS-247(7.3)	Maximum Conducted powers must meet the limits detailed in 15.407(a) & RSS-247(7.3)	PASS	Section 5.4
	The Maximum Power Spectral Density e.i.r.p	§15.407(a)	RSS-247(7.3)	Maximum power spectral density must meet the limits detailed in 15.407(a) & RSS-247(7.3)	PASS	Section 5.5
	Occupied & Emission bandwidth	§15.407(e)	RSS-247(7.3) RSS-Gen(6.7)	6dB Bandwidth > 500 kHz (5725-5850 MHz and 5850-5895 MHz)	PASS	Section 5.6
	Dynamic Frequency Selection	§15.407(h)	RSS-247(7.3.6)	See the section 5.7	PASS	Section 5.7
	AC Conducted Emissions	§15.407(b)(9) §15.207	RSS-Gen(8.8)	The DUT shall comply with the limits specified in §15.207	PASS	Section 7.0
Radiated	Unwanted Emissions Outside of the Band	§15.407(b) §15.205 §15.209	RSS-247(7.3) RSS-Gen(8.9) RSS-Gen(8.10)	Undesirable emission must meet the limits detailed in 15.407(b) & RSS-247(7.3)	PASS	Section 6.4

2.3. Test Guidance Applied

Testing was performed in accordance with the following rules, standards, and guidance:

- ANSI C63.10 - 2020 + Cor.1-2023 + C63.10a-2024 + Errata to C63.10a-2024
- ANSI C63.4 - 2014 + C63.4a - 2017
- RSS-Gen Issue 5
- RSS-247 Issue 4
- FCC 47 CFR Part 2
- FCC 47 CFR Part 15
- KDB 789033 D02 v02r01
- KDB 905462 D02 v02
- KDB 905462 D03 v01r02
- KDB 905462 D04 v01
- KDB 662911 D01 v02r01
- ETSI EN 301 893

2.4. NGTL Test Site Location

All measurement operations were Conducted at the NGTL testing facility.

- Location: 52-7, Choha-ro, Mohyeon-eup, Cheoin-gu, Yongin-si, Gyeonggi-do, Republic of Korea.
- Site Compliance: The measurement environments strictly adhere to the site validation requirements specified in ANSI C63.4-2014+C63.a-2017 and FCC KDB 414788 D01.
- Accreditations: Fully accredited to ISO/IEC 17025 and designated by the National Radio Research Agency (RRA) as a Conformity Assessment Body (CAB) under the MRAs, maintaining official testing recognition from the FCC and ISED.

• FCC Designation Number	FCC Test Firm Registration Number
KR0179	985720

ISED CAB identifier	ISED Company Number
KR0179	35746

3. Description of Tests

Testing of the DUT was Conducted in accordance with the methodologies outlined in ANSI C63.10-2020 and KDB 789033 D02 General UNII Test Procedures New Rules v02r01. For details regarding the test configuration, refer to the following sections:

- Antenna Port Conducted Test : Sections 5.1
- Radiated Emissions Test : Sections 6.1
- AC Line Conducted Test : Sections 7.1

- Data Referencing is applied only for the following tests:

Ambient Temperature : 22 - 26°C

Relative Humidity : 41 – 49 % RH

4. Reference Test Results

4.1. Duty Cycle

4.1.1. Test Method

The measurement was performed using the zero-span mode of the spectrum analyzer in accordance with ANSI C63.10-2020.

4.1.2. Test Results

Table 4-1 OFDM MIMO Operation Duty Cycle

Mode	On Time [ms]	Period [ms]	Duty Cycle [%]	DCCF [dB]
802.11 a	2.829	2.927	96.68	0.15
802.11 n20	5.030	5.125	98.13	N/A
802.11 ac20	5.036	5.131	98.14	N/A
802.11 ax20	5.448	5.463	99.71	N/A
802.11 n40	2.441	2.538	96.18	0.17
802.11 ac40	2.445	4.898	49.92	3.02
802.11 ax40	5.445	5.462	99.69	N/A
802.11 ac80	1.153	1.250	92.24	0.35
802.11 ax80	5.447	5.464	99.69	N/A
802.11 ac160	0.597	0.694	86.00	0.66
802.11 ax160	5.445	5.462	99.69	N/A

Table 4-2 OFDMA MIMO Operation Duty Cycle

Mode	On Time [ms]	Period [ms]	Duty Cycle [%]	DCCF [dB]
HE20 26T	2.596	2.615	99.27	N/A
HE20 52T	2.592	2.611	99.27	N/A
HE20 106T	2.435	2.455	99.19	N/A
HE20 242T	2.355	2.374	99.20	N/A
HE40 484T	1.224	1.242	98.55	N/A
HE80 996T	0.632	0.649	97.32	0.12
HE160 996T*2	5.452	5.470	99.67	N/A

Note: Duty cycle evaluation was performed in zero-span mode using a spectrum analyzer. The center frequency was set to the operating frequency of the transmission, with RBW ≥ 20 MHz, VBW ≥ 50 MHz, and the detector set to Peak. The selected measurement parameters satisfied the requirement that both RBW and VBW exceed 50/T, and the sweep configuration provided more than 100 points across the transmission duration.

5. Conducted Test Results

5.1. Test Configuration

All operating modes, channels, and data rates across the U-NII bands were investigated; the results documented herein represent the worst-case emissions. Since the SISO in MIMO output power is identical to the SISO power, all tests were Conducted in MIMO. Preliminary test results confirm that this configuration effectively covers all SISO test conditions.

In terms of bandwidth, testing was performed on OFDM and OFDMA Full Tone, which represent the widest bandwidth per frequency band. For Partial Tone, testing was Conducted on the 802.11ax HE20 RU 26T,52T,106T configurations, as these represent the narrowest bandwidths and highest power density.

All spectrum analyzer plots incorporate pre-loaded correction factors to compensate for external path losses (cables, couplers, splitters and attenuators) across the measured frequency range.

Conducted emissions were captured using automated test software ‘NGTL ATE’ Ver. 0.00.

5.2. Conducted Measurement Setup

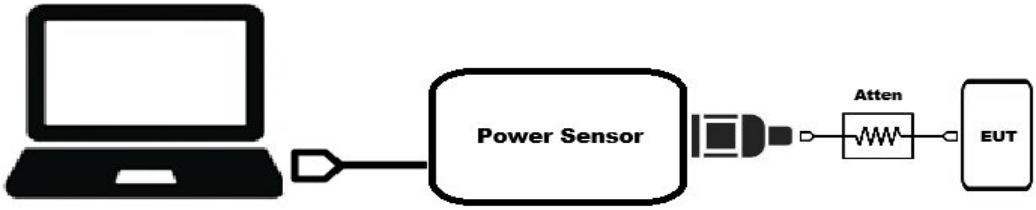

Figure 5-1 Conducted Power Measurement Setup

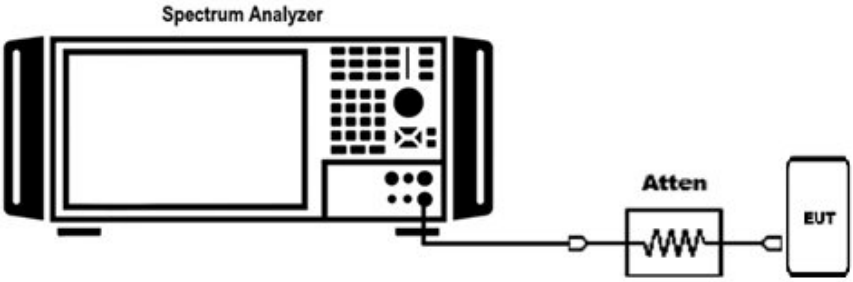

Figure 5-2 Conducted Measurement Setup

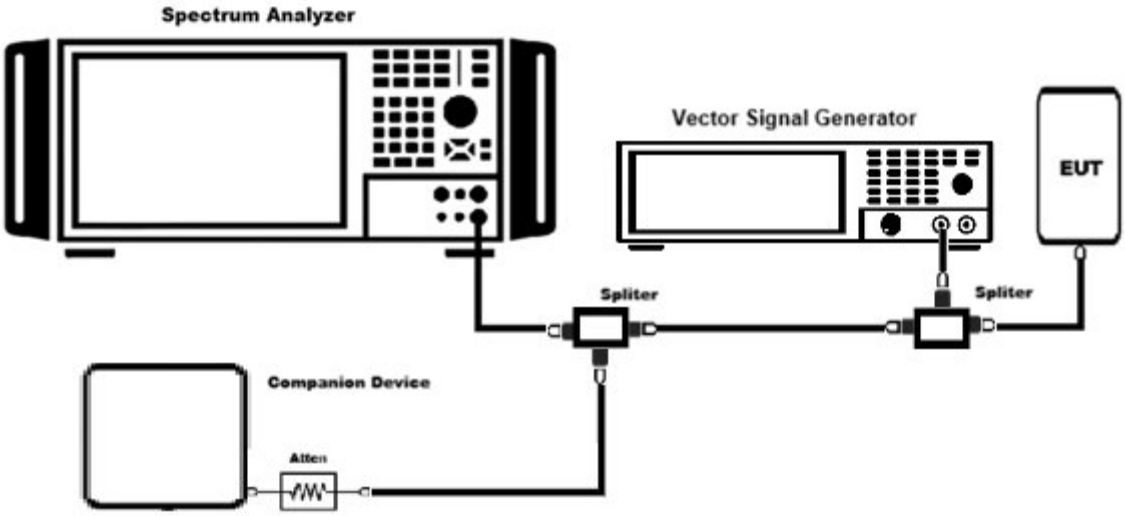

Figure 5-3 DFS Measurement setup

5.3. Conducted Measurement Sample

Serial Number(s) : ZDH0498M, ZDH0475M, ZEJ0881M

5.4. The Maximum Output Power and e.i.r.p

5.4.1. Regulatory Limit

Part. 15.407(a)

(1) For client devices in the 5.15-5.25 GHz band, the maximum Conducted output power over the frequency band of operation shall not exceed 250 mW provided the maximum antenna gain does not exceed 6 dBi.
(2) For the 5.25-5.35 GHz and 5.47-5.725 GHz bands, the maximum Conducted output power over the frequency bands of operation shall not exceed the lesser of 250 mW or 11 dBm + 10 log B, where B is the 26 dB emission bandwidth in megahertz.
(3) For the band 5.725-5.850 GHz, the maximum Conducted output power over the frequency band of operation shall not exceed 1 W.
For client devices operating under the control of an indoor access point in the 5.850-5.895 GHz band, the maximum e.i.r.p. over the frequency band of operation must not exceed 30 dBm.
Client devices operating on a channel that spans the 5.725-5.850 GHz and 5.850-5.895 GHz bands must not exceed an e.i.r.p. of 30 dBm.

RSS-247 - Section 7.3

(1) For equipment operating in band 5150-5250 MHz, the maximum e.i.r.p. shall not exceed the lesser of 200 mW or 10 + 10 log10B, dBm.
(2) For equipment operating in band 5250-5350 MHz and 5470-5725 MHz, the maximum Conducted output power shall not exceed the lesser of 250 mW or 11 + 10 log10B dBm and the maximum e.i.r.p. shall not exceed the lesser of 1.0 W or 17 + 10 log10B dBm.
(3) For equipment operating in the band 5725-5850 MHz, the maximum Conducted output power shall not exceed 1 W.
(4) For equipment operating in the band 5850-5895 MHz, the maximum e.i.r.p. shall not exceed 1 W.

Table 5-1 FCC & ISED Calculated Limit

LIMIT [dBm]	FCC		ISED		Worst limit	
	Conducted	e.i.r.p	Conducted	e.i.r.p	Conducted	e.i.r.p
NII 1	23.98	X	X	21.71	23.98	21.71
NII 2A	23.62	X	22.87	28.87	22.87	28.87
NII 2C	23.43	X	23.14	29.14	23.14	29.14
NII 3	30.00	X	30.00	X	30.00	X
NII 4	X	30.00	X	30.00	X	30.00

5.4.2. Test Method

ANSI C63.10-2020, clause 12.4.3.2 Method PM-G

5.4.3. Test Procedure

a) Connect the DUT to a wideband gated RF power meter.
b) Apply an offset to the power meter to compensate for the insertion losses of the cables and attenuators connected between the DUT and the power sensor.
c) Configure the DUT to transmit at its maximum power control level.
d) Adjust the gate parameters on the power meter to ensure that the power is measured strictly during the active transmission of the DUT.

5.4.4. Sample Calculation

MIMO P_T = P_T (Ant1) + P_T (Ant2)

= 17.67 dBm + 17.49 dBm = 58.48 mW + 56.10 mW = 114.58 mW

= 10 log (114.58 mW) = 20.59 dBm

Correlated Directional Gain = $10 \log[(10^{G1/20} + 10^{G2/20} + \ldots + 10^{GN/20})^2 / N_{ANT}]$ dBi

= $10 \log[(10^{-6.25/20} + 10^{-6.21/20})^2 / 2]$ dBi = - 3.22 dBi

ERP or EIRP = P_{Cond}+ G_{EUT} = 20.59 dBm + (- 3.22 dBi) = 17.37 dBm

P_{Cond} is the measured power at feedpoint of the EUT antenna, in dBm

G_{EUT} is the gain of the EUT radiating element(antenna),in dBi. (in dBd ERP)

Test Note

✓ The output power was measured during the transmitter ON time at the maximum power control level using a gated RF power meter. No duty cycle correction factor was applied.

5.4.5. Test Results

Table 5-2 OFDM MIMO Maximum Output Power & e.i.r.p – BW 20

Mode	Band	freq. [MHz]	CH. [No.]	Average Power [dBm]			Ant Gain [dBi]	e.i.r.p [dBm]	Worst Limit [dBm]		Margin [dB]	
				Ant1	Ant2	MIMO			Power	e.i.r.p	Power	e.i.r.p
802.11 a	UNII-1	5180	36	17.67	17.49	20.59	-3.22	17.37	23.98	21.71	-3.39	-4.34
		5200	40	17.61	17.58	20.61	-3.22	17.39	23.98	21.71	-3.37	-4.32
		5240	48	17.62	17.76	20.70	-3.22	17.48	23.98	21.71	-3.28	-4.23
	UNII-2A	5260	52	17.7	17.56	20.64	-3.12	17.52	22.87	28.87	-2.23	-11.35
		5300	60	17.93	17.26	20.62	-3.12	17.50	22.87	28.87	-2.25	-11.37
		5320	64	17.78	17.59	20.70	-3.12	17.58	22.87	28.87	-2.17	-11.29
	UNII-2C	5500	100	19.44	18.08	21.82	-3.46	18.37	23.14	29.14	-1.32	-10.77
		5600	120	18.99	18.25	21.65	-3.46	18.19	23.14	29.14	-1.49	-10.95
		5720	144	19.17	18.27	21.75	-3.46	18.30	23.14	29.14	-1.39	-10.84
	UNII-3	5745	149	18.91	18.35	21.65	-4.27	17.38	30.00	NA	-8.35	NA
		5785	157	19.07	18.35	21.74	-4.27	17.47	30.00	NA	-8.26	NA
		5825	165	18.96	18.13	21.58	-4.27	17.31	30.00	NA	-8.42	NA
	UNII-4	5845	169	19.04	18.05	21.58	-4.30	17.29	NA	30.00	NA	-12.71
		5865	173	19.07	18.05	21.60	-4.30	17.30	NA	30.00	NA	-12.70
		5885	177	17.81	18.19	21.01	-4.30	16.72	NA	30.00	NA	-13.28
802.11n (HT20)	UNII-1	5180	36	17.59	17.32	20.47	-3.22	17.25	23.98	21.71	-3.51	-4.46
		5200	40	17.4	17.51	20.47	-3.22	17.25	23.98	21.71	-3.51	-4.46
		5240	48	17.96	17.69	20.84	-3.22	17.62	23.98	21.71	-3.14	-4.09
	UNII-2A	5260	52	17.58	17.61	20.61	-3.12	17.49	22.87	28.87	-2.26	-11.38
		5300	60	18.01	17.16	20.62	-3.12	17.50	22.87	28.87	-2.25	-11.37
		5320	64	17.81	17.16	20.51	-3.12	17.39	22.87	28.87	-2.36	-11.48
	UNII-2C	5500	100	19.6	17.67	21.75	-3.46	18.29	23.14	29.14	-1.39	-10.85
		5600	120	19.29	18.04	21.72	-3.46	18.26	23.14	29.14	-1.42	-10.88
		5720	144	18.63	17.97	21.32	-3.46	17.86	23.14	29.14	-1.82	-11.28
	UNII-3	5745	149	18.45	18.58	21.53	-4.27	17.26	30.00	NA	-8.47	NA
		5785	157	19.12	18.51	21.84	-4.27	17.57	30.00	NA	-8.16	NA
		5825	165	18.44	18.15	21.31	-4.27	17.04	30.00	NA	-8.69	NA
	UNII-4	5845	169	18.65	18.17	21.43	-4.30	17.13	NA	30.00	NA	-12.87
		5865	173	19.28	18.25	21.81	-4.30	17.51	NA	30.00	NA	-12.49
		5885	177	18.5	18.21	21.37	-4.30	17.07	NA	30.00	NA	-12.93
802.11ac (VHT20)	UNII-1	5180	36	15.55	15.43	18.50	-3.22	15.28	23.98	21.71	-5.48	-6.43
		5200	40	15.62	15.47	18.56	-3.22	15.34	23.98	21.71	-5.42	-6.37
		5240	48	15.73	15.82	18.79	-3.22	15.57	23.98	21.71	-5.19	-6.14
	UNII-2A	5260	52	15.62	15.76	18.70	-3.12	15.58	22.87	28.87	-4.17	-13.29
		5300	60	15.89	15.22	18.58	-3.12	15.46	22.87	28.87	-4.29	-13.41
		5320	64	16.01	15.46	18.75	-3.12	15.63	22.87	28.87	-4.12	-13.24
	UNII-2C	5500	100	18.89	17.68	21.34	-3.46	17.88	23.14	29.14	-1.80	-11.26
		5600	120	19.07	17.94	21.55	-3.46	18.09	23.14	29.14	-1.59	-11.05
		5720	144	18.33	17.81	21.09	-3.46	17.63	23.14	29.14	-2.05	-11.51
	UNII-3	5745	149	18.81	18.38	21.61	-4.27	17.34	30.00	NA	-8.39	NA
		5785	157	18.97	18.36	21.69	-4.27	17.42	30.00	NA	-8.31	NA
		5825	165	18.56	18.16	21.37	-4.27	17.11	30.00	NA	-8.63	NA
	UNII-4	5845	169	18.67	18.04	21.38	-4.30	17.08	NA	30.00	NA	-12.92
		5865	173	18.81	18.1	21.48	-4.30	17.18	NA	30.00	NA	-12.82
		5885	177	18.77	18.07	21.44	-4.30	17.15	NA	30.00	NA	-12.85
802.11ax (HE20)	UNII-1	5180	36	15.91	15.33	18.64	-3.22	15.42	23.98	21.71	-5.34	-6.29
		5200	40	15.77	15.65	18.72	-3.22	15.50	23.98	21.71	-5.26	-6.21
		5240	48	16.02	15.62	18.83	-3.22	15.62	23.98	21.71	-5.15	-6.09
	UNII-2A	5260	52	15.57	15.45	18.52	-3.12	15.40	22.87	28.87	-4.35	-13.47
		5300	60	16.05	15.25	18.68	-3.12	15.56	22.87	28.87	-4.19	-13.31
		5320	64	16.08	15.72	18.91	-3.12	15.79	22.87	28.87	-3.96	-13.08
	UNII-2C	5500	100	19.06	17.78	21.48	-3.46	18.02	23.14	29.14	-1.66	-11.12
		5600	120	18.58	18.11	21.36	-3.46	17.90	23.14	29.14	-1.78	-11.24
		5720	144	18.73	18.09	21.43	-3.46	17.97	23.14	29.14	-1.71	-11.17
	UNII-3	5745	149	18.76	18.61	21.70	-4.27	17.43	30.00	NA	-8.30	NA
		5785	157	18.82	18.69	21.77	-4.27	17.50	30.00	NA	-8.23	NA
		5825	165	18.88	18.47	21.69	-4.27	17.42	30.00	NA	-8.31	NA
	UNII-4	5845	169	18.92	18.29	21.63	-4.30	17.33	NA	30.00	NA	-12.67
		5865	173	18.96	18.33	21.67	-4.30	17.37	NA	30.00	NA	-12.63
		5885	177	18.86	18.34	21.62	-4.30	17.32	NA	30.00	NA	-12.68

Table 5-3 OFDM MIMO Maximum Output Power & e.i.r.p – BW 40

Mode	Band	freq. [MHz]	CH. [No.]	Average Power [dBm]			Ant Gain	e.i.r.p	Worst Limit [dBm]		Margin [dB]	
				Ant1	Ant2	MIMO	[dBi]	[dBm]	Power	e.i.r.p	Power	e.i.r.p
802.11n (HT40)	UNII-1	5190	38	13.75	13.47	16.62	-3.22	13.40	23.98	21.71	-7.36	-8.31
		5230	46	13.58	13.65	16.63	-3.22	13.41	23.98	21.71	-7.35	-8.30
	UNII-2A	5270	54	13.72	13.56	16.65	-3.12	13.53	22.87	28.87	-6.22	-15.34
		5310	62	14.07	13.34	16.73	-3.12	13.61	22.87	28.87	-6.14	-15.26
	UNII-2C	5510	102	14.91	14.27	17.61	-3.46	14.15	23.14	29.14	-5.53	-14.99
		5630	126	14.94	14.31	17.65	-3.46	14.19	23.14	29.14	-5.49	-14.95
		5710	142	14.62	14.29	17.47	-3.46	14.01	23.14	29.14	-5.67	-15.13
	UNII-3	5755	151	14.67	14.54	17.62	-4.27	13.35	30	NA	-12.38	NA
		5795	159	14.79	14.26	17.54	-4.27	13.27	30	NA	-12.46	NA
	UNII-4	5835	167	15.01	14.17	17.62	-4.30	13.32	NA	30	NA	-16.68
		5875	175	14.24	14.43	17.35	-4.30	13.05	NA	30	NA	-16.95
802.11ac (VHT40)	UNII-1	5190	38	13.56	13.5	16.54	-3.22	13.32	23.98	21.71	-7.44	-8.39
		5230	46	13.74	13.64	16.70	-3.22	13.48	23.98	21.71	-7.28	-8.23
	UNII-2A	5270	54	13.63	13.43	16.54	-3.12	13.42	22.87	28.87	-6.33	-15.45
		5310	62	14.09	13.34	16.74	-3.12	13.62	22.87	28.87	-6.13	-15.25
	UNII-2C	5510	102	15.18	14.32	17.78	-3.46	14.32	23.14	29.14	-5.36	-14.82
		5590	118	15.09	14.24	17.70	-3.46	14.24	23.14	29.14	-5.44	-14.90
		5710	142	14.78	14.45	17.63	-3.46	14.17	23.14	29.14	-5.51	-14.97
	UNII-3	5755	151	14.51	14.6	17.57	-4.27	13.30	30	NA	-12.43	NA
		5795	159	14.83	14.33	17.60	-4.27	13.33	30	NA	-12.40	NA
	UNII-4	5835	167	14.46	14.15	17.32	-4.30	13.02	NA	30	NA	-16.98
		5875	175	14.44	14.31	17.39	-4.30	13.09	NA	30	NA	-16.91
802.11ax (HE40)	UNII-1	5190	38	13.59	13.38	16.50	-3.22	13.28	23.98	21.71	-7.48	-8.43
		5230	46	13.66	13.54	16.61	-3.22	13.39	23.98	21.71	-7.37	-8.32
	UNII-2A	5270	54	13.71	13.42	16.58	-3.12	13.46	22.87	28.87	-6.29	-15.41
		5310	62	14.04	13.28	16.69	-3.12	13.57	22.87	28.87	-6.18	-15.30
	UNII-2C	5510	102	15.13	14.29	17.74	-3.46	14.28	23.14	29.14	-5.40	-14.86
		5590	118	14.96	14.23	17.62	-3.46	14.16	23.14	29.14	-5.52	-14.98
		5710	142	14.76	14.3	17.55	-3.46	14.09	23.14	29.14	-5.59	-15.05
	UNII-3	5755	151	14.53	14.57	17.56	-4.27	13.29	30	NA	-12.44	NA
		5795	159	14.8	14.27	17.55	-4.27	13.28	30	NA	-12.45	NA
	UNII-4	5835	167	14.53	14.07	17.32	-4.30	13.02	NA	30	NA	-16.98
		5875	175	14.41	14.34	17.39	-4.30	13.09	NA	30	NA	-16.91

Table 5-4 OFDM MIMO Maximum Output Power & e.i.r.p – BW 80

Mode	Band	freq. [MHz]	CH. [No.]	Average Power [dBm]			Ant Gain [dBi]	e.i.r.p [dBm]	Worst Limit [dBm]		Margin [dB]	
				Ant1	Ant2	MIMO			Power	e.i.r.p	Power	e.i.r.p
802.11ac (VHT80)	UNII-1	5210	42	12.83	12.6	15.73	-3.22	12.51	23.98	21.71	-8.25	-9.20
	UNII-2A	5290	58	13.1	12.51	15.83	-3.12	12.71	22.87	28.87	-7.04	-16.16
	UNII-2C	5530	106	14.7	13.86	17.31	-3.46	13.85	23.14	29.14	-5.83	-15.29
		5610	122	14.75	13.82	17.32	-3.46	13.86	23.14	29.14	-5.82	-15.28
		5690	138	14.62	13.95	17.31	-3.46	13.85	23.14	29.14	-5.83	-15.29
	UNII-3	5775	155	14.89	14.26	17.60	-4.27	13.33	30	NA	-12.40	NA
	UNII-4	5855	171	14.77	14.28	17.54	-4.30	13.24	NA	30	NA	-16.76
802.11ax (HE80)	UNII-1	5210	42	12.62	12.66	15.65	-3.22	12.43	23.98	21.71	-8.33	-9.28
	UNII-2A	5290	58	13.11	12.52	15.84	-3.12	12.72	22.87	28.87	-7.03	-16.15
	UNII-2C	5530	106	14.97	14.25	17.64	-3.46	14.18	23.14	29.14	-5.50	-14.96
		5610	122	15.02	14.13	17.61	-3.46	14.15	23.14	29.14	-5.53	-14.99
		5690	138	14.66	14.36	17.52	-3.46	14.06	23.14	29.14	-5.62	-15.08
	UNII-3	5775	155	14.64	14.26	17.46	-4.27	13.19	30	NA	-12.54	NA
	UNII-4	5855	171	14.49	14.2	17.36	-4.30	13.06	NA	30	NA	-16.94

Table 5-5 OFDM MIMO Maximum Output Power & e.i.r.p – BW 160

Mode	Band	freq. [MHz]	CH. [No.]	Average Power [dBm]			Ant Gain [dBi]	e.i.r.p [dBm]	Worst Limit [dBm]		Margin [dB]	
				Ant1	Ant2	MIMO			Power	e.i.r.p	Power	e.i.r.p
802.11ac (VHT160)	UNII-1/2A	5250	50	11.73	11.64	14.70	-3.12	11.58	22.87	21.71	-8.17	-10.13
	UNII-2C	5570	114	13.92	13.38	16.67	-3.46	13.21	23.14	29.14	-6.47	-15.93
	UNII-3/4	5815	163	13.66	13.42	16.55	-4.30	12.25	30	30.00	-13.45	-17.75
802.11ax (HE160)	UNII-1/2A	5250	50	11.87	11.98	14.94	-3.12	11.82	22.87	21.71	-7.93	-9.89
	UNII-2C	5570	114	13.75	13.28	16.53	-3.46	13.07	23.14	29.14	-6.61	-16.07
	UNII-3/4	5815	163	13.58	13.23	16.42	-4.30	12.12	30	30.00	-13.58	-17.88

Table 5-6 OFDMA MIMO Partial 26Tone Maximum Output Power & e.i.r.p

Mode	Band	freq. [MHz]	CH. [No.]	Tone	Index	Average Power [dBm]			Ant Gain	e.i.r.p [dBm]	Worst Limit [dBm]		Margin [dB]	
						Ant1	Ant2	MIMO	[dBi]		Power	e.i.r.p	Power	e.i.r.p
802.11ax (HE20)	UNII-1	5180	36	26T	0	9.08	9.88	12.51	-3.22	9.29	23.98	21.71	-11.47	-12.42
					4	8.93	9.34	12.15	-3.22	8.93	23.98	21.71	-11.83	-12.78
					8	9.15	9.63	12.41	-3.22	9.19	23.98	21.71	-11.57	-12.52
		5200	40	26T	0	8.99	9.91	12.48	-3.22	9.26	23.98	21.71	-11.50	-12.45
					4	8.83	9.63	12.26	-3.22	9.04	23.98	21.71	-11.72	-12.67
					8	9.36	9.89	12.64	-3.22	9.42	23.98	21.71	-11.34	-12.29
		5240	48	26T	0	9.69	10.18	12.95	-3.22	9.73	23.98	21.71	-11.03	-11.98
					4	9.24	9.83	12.56	-3.22	9.34	23.98	21.71	-11.42	-12.37
					8	9.56	9.66	12.62	-3.22	9.40	23.98	21.71	-11.36	-12.31
	UNII-2A	5260	52	26T	0	9.92	9.82	12.88	-3.12	9.76	22.87	28.87	-9.99	-19.11
					4	9.25	9.43	12.35	-3.12	9.23	22.87	28.87	-10.52	-19.64
					8	9.58	9.65	12.63	-3.12	9.51	22.87	28.87	-10.24	-19.36
		5300	60	26T	0	9.36	9.48	12.43	-3.12	9.31	22.87	28.87	-10.44	-19.56
					4	9.19	9.22	12.22	-3.12	9.10	22.87	28.87	-10.65	-19.77
					8	9.75	9.49	12.63	-3.12	9.51	22.87	28.87	-10.24	-19.36
		5320	64	26T	0	9.68	9.66	12.68	-3.12	9.56	22.87	28.87	-10.19	-19.31
					4	9.45	9.53	12.50	-3.12	9.38	22.87	28.87	-10.37	-19.49
					8	9.81	9.86	12.85	-3.12	9.73	22.87	28.87	-10.02	-19.14
	UNII-2C	5500	100	26T	0	10.16	9.71	12.95	-3.46	9.49	23.14	29.14	-10.19	-19.65
					4	10.09	9.34	12.74	-3.46	9.28	23.14	29.14	-10.40	-19.86
					8	10.42	9.42	12.96	-3.46	9.50	23.14	29.14	-10.18	-19.64
		5600	120	26T	0	10.08	9.55	12.83	-3.46	9.38	23.14	29.14	-10.31	-19.76
					4	9.63	9.26	12.46	-3.46	9.00	23.14	29.14	-10.68	-20.14
					8	10.17	9.52	12.87	-3.46	9.41	23.14	29.14	-10.27	-19.73
		5720	144	26T	0	10.19	9.71	12.97	-3.46	9.51	23.14	29.14	-10.17	-19.63
					4	9.94	9.32	12.65	-3.46	9.19	23.14	29.14	-10.49	-19.95
					8	10.04	9.58	12.83	-3.46	9.37	23.14	29.14	-10.31	-19.77
	UNII-3	5745	149	26T	0	10.25	9.54	12.92	-4.27	8.65	30.00	NA	-17.08	NA
					4	9.77	9.51	12.65	-4.27	8.38	30.00	NA	-17.35	NA
					8	9.78	9.92	12.86	-4.27	8.59	30.00	NA	-17.14	NA
		5785	157	26T	0	9.98	9.89	12.95	-4.27	8.68	30.00	NA	-17.05	NA
					4	9.86	9.49	12.69	-4.27	8.42	30.00	NA	-17.31	NA
					8	10.12	9.76	12.95	-4.27	8.68	30.00	NA	-17.05	NA
		5825	165	26T	0	10.21	9.35	12.81	-4.27	8.54	30.00	NA	-17.19	NA
					4	9.84	9.13	12.51	-4.27	8.24	30.00	NA	-17.49	NA
					8	10.07	9.35	12.74	-4.27	8.47	30.00	NA	-17.26	NA
	UNII-4	5845	169	26T	0	10.23	9.47	12.88	-4.30	8.58	NA	30.00	NA	-21.42
					4	9.93	9.07	12.53	-4.30	8.23	NA	30.00	NA	-21.77
					8	10.24	9.57	12.93	-4.30	8.63	NA	30.00	NA	-21.37
		5865	173	26T	0	10.24	9.37	12.84	-4.30	8.54	NA	30.00	NA	-21.46
					4	9.89	9.09	12.52	-4.30	8.22	NA	30.00	NA	-21.78
					8	10.35	9.42	12.92	-4.30	8.62	NA	30.00	NA	-21.38
		5885	177	26T	0	9.68	9.76	12.73	-4.30	8.43	NA	30.00	NA	-21.57
					4	9.78	9.41	12.61	-4.30	8.31	NA	30.00	NA	-21.69
					8	10.14	9.68	12.93	-4.30	8.63	NA	30.00	NA	-21.37

Table 5-7 OFDMA MIMO Partial 52Tone Maximum Output Power & e.i.r.p

Mode	Band	freq. [MHz]	CH. [No.]	Tone	Index	Average Power [dBm]			Ant Gain	e.i.r.p [dBm]	Worst Limit [dBm]		Margin [dB]	
						Ant1	Ant2	MIMO	[dBi]		Power	e.i.r.p	Power	e.i.r.p
802.11ax (HE20)	UNII-1	5180	36	52T	37	12.34	12.78	15.58	-3.22	12.36	23.98	21.71	-8.40	-9.35
					38	12.37	12.45	15.42	-3.22	12.20	23.98	21.71	-8.56	-9.51
					40	12.49	12.55	15.53	-3.22	12.31	23.98	21.71	-8.45	-9.40
		5200	40	52T	37	12.25	12.76	15.52	-3.22	12.30	23.98	21.71	-8.46	-9.41
					38	12.23	12.60	15.43	-3.22	12.21	23.98	21.71	-8.55	-9.50
					40	12.61	12.76	15.70	-3.22	12.48	23.98	21.71	-8.28	-9.23
		5240	48	52T	37	12.48	13.25	15.89	-3.22	12.67	23.98	21.71	-8.09	-9.04
					38	12.32	12.74	15.55	-3.22	12.33	23.98	21.71	-8.43	-9.38
					40	12.53	12.50	15.53	-3.22	12.31	23.98	21.71	-8.45	-9.40
	UNII-2A	5260	52	52T	37	12.68	12.86	15.78	-3.12	12.66	22.87	28.87	-7.09	-16.21
					38	12.27	12.77	15.54	-3.12	12.42	22.87	28.87	-7.33	-16.45
					40	12.24	12.78	15.53	-3.12	12.41	22.87	28.87	-7.34	-16.46
		5300	60	52T	37	12.76	12.39	15.59	-3.12	12.47	22.87	28.87	-7.28	-16.40
					38	12.60	12.38	15.50	-3.12	12.38	22.87	28.87	-7.37	-16.49
					40	12.88	12.75	15.83	-3.12	12.71	22.87	28.87	-7.04	-16.16
		5320	64	52T	37	12.68	12.54	15.62	-3.12	12.50	22.87	28.87	-7.25	-16.37
					38	12.67	12.27	15.48	-3.12	12.37	22.87	28.87	-7.39	-16.50
					40	12.95	12.35	15.67	-3.12	12.55	22.87	28.87	-7.20	-16.32
	UNII-2C	5500	100	52T	37	13.34	12.34	15.88	-3.46	12.42	23.14	29.14	-7.26	-16.72
					38	13.29	12.17	15.78	-3.46	12.32	23.14	29.14	-7.36	-16.82
					40	13.51	12.33	15.97	-3.46	12.51	23.14	29.14	-7.17	-16.63
		5600	120	52T	37	12.88	12.81	15.86	-3.46	12.40	23.14	29.14	-7.28	-16.74
					38	12.94	12.63	15.80	-3.46	12.34	23.14	29.14	-7.34	-16.80
					40	13.08	12.85	15.98	-3.46	12.52	23.14	29.14	-7.16	-16.62
		5720	144	52T	37	13.44	12.41	15.97	-3.46	12.51	23.14	29.14	-7.17	-16.63
					38	13.26	12.51	15.91	-3.46	12.45	23.14	29.14	-7.23	-16.69
					40	13.09	12.78	15.95	-3.46	12.49	23.14	29.14	-7.19	-16.65
	UNII-3	5745	149	52T	37	12.76	12.36	15.57	-4.27	11.31	30.00	NA	-14.43	NA
					38	12.51	12.06	15.30	-4.27	11.03	30.00	NA	-14.70	NA
					40	12.42	12.47	15.46	-4.27	11.19	30.00	NA	-14.54	NA
		5785	157	52T	37	12.45	12.37	15.42	-4.27	11.15	30.00	NA	-14.58	NA
					38	12.52	12.31	15.43	-4.27	11.16	30.00	NA	-14.57	NA
					40	12.83	12.32	15.59	-4.27	11.32	30.00	NA	-14.41	NA
		5825	165	52T	37	12.71	12.12	15.44	-4.27	11.17	30.00	NA	-14.56	NA
					38	12.57	11.95	15.28	-4.27	11.01	30.00	NA	-14.72	NA
					40	12.52	12.25	15.40	-4.27	11.13	30.00	NA	-14.60	NA
	UNII-4	5845	169	52T	37	12.75	12.06	15.43	-4.30	11.13	NA	30.00	NA	-18.87
					38	12.43	11.89	15.18	-4.30	10.88	NA	30.00	NA	-19.12
					40	12.57	12.15	15.38	-4.30	11.08	NA	30.00	NA	-18.92
		5865	173	52T	37	12.56	12.05	15.32	-4.30	11.02	NA	30.00	NA	-18.98
					38	12.46	11.89	15.19	-4.30	10.90	NA	30.00	NA	-19.10
					40	12.98	12.04	15.55	-4.30	11.25	NA	30.00	NA	-18.75
		5885	177	52T	37	12.39	12.36	15.39	-4.30	11.09	NA	30.00	NA	-18.91
					38	12.26	11.95	15.12	-4.30	10.82	NA	30.00	NA	-19.18
					40	12.66	11.98	15.34	-4.30	11.05	NA	30.00	NA	-18.95

Table 5-8 OFDMA MIMO 106Partial Tone Maximum Output Power & e.i.r.p

Mode	Band	freq. [MHz]	CH. [No.]	Tone	Index	Average Power [dBm]			Ant Gain	e.i.r.p [dBm]	Worst Limit [dBm]		Margin [dB]	
						Ant1	Ant2	MIMO	[dBi]		Power	e.i.r.p	Power	e.i.r.p
802.11ax (HE20)	UNII-1	5180	36	106T	53	15.74	15.63	18.70	-3.22	15.48	23.98	21.71	-5.28	-6.23
					54	15.56	15.58	18.58	-3.22	15.36	23.98	21.71	-5.40	-6.35
		5200	40	106T	53	15.38	15.84	18.63	-3.22	15.41	23.98	21.71	-5.35	-6.30
					54	15.62	15.90	18.77	-3.22	15.55	23.98	21.71	-5.21	-6.16
		5240	48	106T	53	15.48	16.13	18.83	-3.22	15.61	23.98	21.71	-5.15	-6.10
					54	15.68	15.88	18.79	-3.22	15.57	23.98	21.71	-5.19	-6.14
	UNII-2A	5260	52	106T	53	15.69	15.85	18.78	-3.12	15.66	22.87	28.87	-4.09	-13.21
					54	15.53	15.94	18.75	-3.12	15.63	22.87	28.87	-4.12	-13.24
		5300	60	106T	53	15.64	15.52	18.59	-3.12	15.47	22.87	28.87	-4.28	-13.40
					54	16.02	15.43	18.75	-3.12	15.63	22.87	28.87	-4.12	-13.24
		5320	64	106T	53	15.72	15.67	18.71	-3.12	15.59	22.87	28.87	-4.16	-13.28
					54	15.98	15.68	18.84	-3.12	15.72	22.87	28.87	-4.03	-13.15
	UNII-2C	5500	100	106T	53	16.25	15.59	18.94	-3.46	15.48	23.14	29.14	-4.20	-13.66
					54	16.38	15.43	18.94	-3.46	15.48	23.14	29.14	-4.20	-13.66
		5600	120	106T	53	16.05	15.68	18.88	-3.46	15.42	23.14	29.14	-4.26	-13.72
					54	16.15	15.67	18.93	-3.46	15.47	23.14	29.14	-4.21	-13.67
		5720	144	106T	53	16.12	15.81	18.98	-3.46	15.52	23.14	29.14	-4.16	-13.62
					54	16.08	15.66	18.89	-3.46	15.43	23.14	29.14	-4.25	-13.71
	UNII-3	5745	149	106T	53	15.78	15.31	18.56	-4.27	14.29	30.00	NA	-11.44	NA
					54	15.38	15.63	18.52	-4.27	14.25	30.00	NA	-11.48	NA
		5785	157	106T	53	15.71	15.55	18.64	-4.27	14.37	30.00	NA	-11.36	NA
					54	15.83	15.37	18.62	-4.27	14.35	30.00	NA	-11.38	NA
		5825	165	106T	53	15.82	15.21	18.54	-4.27	14.27	30.00	NA	-11.46	NA
					54	15.67	15.06	18.39	-4.27	14.12	30.00	NA	-11.61	NA
	UNII-4	5845	169	106T	53	15.78	14.88	18.36	-4.30	14.07	NA	30.00	NA	-15.93
					54	15.71	15.01	18.38	-4.30	14.09	NA	30.00	NA	-15.91
		5865	173	106T	53	15.73	15.05	18.41	-4.30	14.12	NA	30.00	NA	-15.88
					54	15.82	14.97	18.43	-4.30	14.13	NA	30.00	NA	-15.87
		5885	177	106T	53	15.66	15.03	18.37	-4.30	14.07	NA	30.00	NA	-15.93
					54	15.63	15.15	18.41	-4.30	14.11	NA	30.00	NA	-15.89

Table 5-9 OFDMA MIMO Full Tone Maximum Output Power Power & e.i.r.p

Mode	Band	freq. [MHz]	CH. [No.]	Tone	Index	Average Power [dBm]			Ant Gain	e.i.r.p [dBm]	Worst Limit [dBm]		Margin [dB]	
						Ant1	Ant2	MIMO	[dBi]		Power	e.i.r.p	Power	e.i.r.p
802.11ax (HE20)	UNII-1	5180	36	242T	61	15.71	15.12	18.44	-3.22	15.22	23.98	21.71	-5.54	-6.49
		5200	40	242T	61	15.48	15.33	18.42	-3.22	15.20	23.98	21.71	-5.56	-6.51
		5240	48	242T	61	15.62	15.37	18.51	-3.22	15.29	23.98	21.71	-5.47	-6.42
	UNII-2A	5260	52	242T	61	15.42	15.58	18.51	-3.12	15.39	22.87	28.87	-4.36	-13.48
		5300	60	242T	61	15.84	15.06	18.48	-3.12	15.36	22.87	28.87	-4.39	-13.51
		5320	64	242T	61	15.73	15.24	18.50	-3.12	15.38	22.87	28.87	-4.37	-13.49
	UNII-2C	5500	100	242T	61	19.14	18.47	21.83	-3.46	18.37	23.14	29.14	-1.31	-10.77
		5600	120	242T	61	18.77	18.61	21.70	-3.46	18.24	23.14	29.14	-1.44	-10.90
		5720	144	242T	61	18.96	18.84	21.91	-3.46	18.45	23.14	29.14	-1.23	-10.69
	UNII-3	5745	149	242T	61	19.19	18.67	21.95	-4.27	17.68	30.00	NA	-8.05	NA
		5785	157	242T	61	19.05	18.54	21.81	-4.27	17.54	30.00	NA	-8.19	NA
		5825	165	242T	61	19.41	18.35	21.92	-4.27	17.65	30.00	NA	-8.08	NA
	UNII-4	5845	169	242T	61	19.08	18.22	21.68	-4.30	17.38	NA	30.00	NA	-12.62
		5865	173	242T	61	19.06	18.31	21.71	-4.30	17.41	NA	30.00	NA	-12.59
		5885	177	242T	61	18.92	18.58	21.76	-4.30	17.47	NA	30.00	NA	-12.53
802.11ax (HE40)	UNII-1	5190	38	484T	65	13.69	13.48	16.60	-3.22	13.38	23.98	21.71	-7.38	-8.33
		5230	46	484T	65	13.77	13.67	16.73	-3.22	13.51	23.98	21.71	-7.25	-8.20
	UNII-2A	5270	54	484T	65	13.80	13.45	16.64	-3.12	13.52	22.87	28.87	-6.23	-15.35
		5310	62	484T	65	14.12	13.40	16.79	-3.12	13.67	22.87	28.87	-6.08	-15.20
	UNII-2C	5510	102	484T	65	14.84	14.37	17.62	-3.46	14.16	23.14	29.14	-5.52	-14.98
		5590	118	484T	65	14.67	14.41	17.55	-3.46	14.09	23.14	29.14	-5.59	-15.05
		5710	142	484T	65	14.83	14.39	17.63	-3.46	14.17	23.14	29.14	-5.51	-14.97
	UNII-3	5755	151	484T	65	14.64	14.65	17.66	-4.27	13.39	30.00	NA	-12.34	NA
		5795	159	484T	65	14.97	14.47	17.74	-4.27	13.47	30.00	NA	-12.26	NA
	UNII-4	5835	167	484T	65	14.76	14.25	17.52	-4.30	13.22	NA	30.00	NA	-16.78
		5875	175	484T	65	14.64	14.44	17.55	-4.30	13.25	NA	30.00	NA	-16.75
802.11ax (HE80)	UNII-1	5210	42	996T	67	12.85	12.73	15.80	-3.22	12.58	23.98	21.71	-8.18	-9.13
	UNII-2A	5290	58	996T	67	13.12	12.63	15.89	-3.12	12.77	22.87	28.87	-6.98	-16.10
	UNII-2C	5530	106	996T	67	14.94	14.78	17.87	-3.46	14.41	23.14	29.14	-5.27	-14.73
		5610	122	996T	67	15.05	14.63	17.86	-3.46	14.40	23.14	29.14	-5.28	-14.74
		5690	138	996T	67	15.02	14.75	17.90	-3.46	14.44	23.14	29.14	-5.24	-14.70
	UNII-3	5775	155	996T	67	14.95	14.73	17.85	-4.27	13.58	30.00	NA	-12.15	NA
	UNII-4	5855	171	996T	67	15.25	14.52	17.91	-4.30	13.61	NA	30.00	NA	-16.39
802.11ax (HE160)	UNII-1/2A	5250	50	996T*2	68	12.02	11.93	14.99	-3.12	11.87	22.87	21.71	-7.88	-9.84
	UNII-2C	5570	114	996T*2	68	13.95	13.61	16.79	-3.46	13.34	23.14	29.14	-6.35	-15.80
	UNII-3/4	5815	163	996T*2	68	14.04	13.58	16.83	-4.30	12.53	30.00	30.00	-13.17	-17.47

5.5. The Maximum Power Spectral Density e.i.r.p

5.5.1. Regulatory Limits

Part. 15.407(a)

(1) For client devices in the 5.15-5.25 GHz band, the maximum power spectral density shall not exceed 11 dBm in any 1-megahertz band.
(2) For the 5.25-5.35 GHz and 5.47-5.725 GHz bands, the maximum power spectral density shall not exceed 11 dBm in any 1-megahertz band.
(3) For the band 5.725-5.850 GHz, the maximum power spectral density shall not exceed 30 dBm in any 500-kHz band.
For client devices operating under the control of an indoor access point in the 5.850-5.895 GHz band, the maximum power spectral density must not exceed 14 dBm e.i.r.p. in any 1-megahertz band.

RSS-247 - Section 7.3

(1) For equipment operating in band 5150-5250 MHz, the maximum e.i.r.p. spectral density shall not exceed 10 dBm/MHz.
(2) For equipment operating in band 5250-5350 MHz and 5470-5725 MHz, the maximum power spectral density shall not exceed 11 dBm/MHz
(3) For equipment operating in the band 5725-5850 MHz, the maximum output power spectral density shall not exceed 30 dBm/500 kHz.
(4) For equipment operating in the band 5850-5895 MHz, the maximum e.i.r.p. spectral density shall not exceed 14 dBm/MHz.

LIMIT		FCC		ISED		Worst limit	
		Conducted	e.i.r.p	Conducted	e.i.r.p	Conducted	e.i.r.p
NII 1	dBm / MHz	11	X	X	10	11	10
NII 2A	dBm / MHz	11	X	11	X	11	X
NII 2C	dBm / MHz	11	X	11	X	11	X
NII 3	dBm / 500 kHz	30	X	30	X	30	X
NII 4	dBm / MHz	X	14	X	14	X	14

5.5.2. Test Method

ANSI C63.10-2020, clause 12.4.2.4 Method SA-2

5.5.3. Test Procedure

Method SA-2 uses trace averaging with the EUT transmitting at full power throughout each sweep.

a) Set span to encompass the entire 99% OBW of the signal.
b) Set RBW = 1 MHz, for 5725-5850 MHz is 510 kHz
c) Set VBW ≥ 3 MHz, for 5725-5850 MHz is 1.5 MHz
d) Number of points in sweep ≥ 2 × span / RBW
e) Sweep time = Auto (Coupled) or sufficient to investigate
f) Detector = RMS
g) Do not use sweep triggering. Allow the sweep to “free run.”
h) Trace average at least 100 traces in power averaging (rms) mode; however, the number of traces to be averaged shall be increased above 100 as needed such that the average accurately represents the true average over the ON and OFF periods of the transmitter.
i) Compute power by integrating the spectrum across the 99% OBW of the signal using the instrumen t’s band-power measurement function with band limits set equal to the EBW or OBW band-edges. I f the instrument does not have a band-power function, then sum the spectrum levels (in power uni ts) at 1 MHz intervals extending across the 99% OBW of the spectrum.
j) Add [10 log (1 / D)], where D is the duty cycle, to the measured power to compute the average power during the actual transmission times (because the measurement represents an average over both the ON and OFF times of the transmission). For example, add [10 log (1 / 0.25)] = 6 dB if the duty cycle is 25%.

5.5.4. Sample Calculation

MIMO P_T = P_T (Ant1) + P_T (Ant2)

= 6.48 dBm + 6.24 dBm = 4.45 mW + 4.20 mW = 8.65 mW

= 10 log (8.65 mW) = 9.37 dBm

= 9.37 dBm + 0.15 dB (DCCF)

= 9.52 dBm

Correlated Directional Gain = $10 \log[(10^{G1/20} + 10^{G2/20} + \ldots + 10^{GN/20})^2 / N_{ANT}]$ dBi

$= 10 \log[(10^{-6.25/20} + 10^{-6.21/20})^2 / 2]$ dBi = - 3.22 dBi

ERP or EIRP = P_{Cond}+ G_{EUT} = 9.52 dBm + (- 3.22 dBi) = 6.30 dBm

P_{Cond} is the measured power at feedpoint of the EUT antenna, in dBm

G_{EUT} is the gain of the EUT radiating element(antenna),in dBi. (in dBd ERP)

Test Note

- ✓ All insertion losses between the DUT and the spectrum analyzer, including cables and attenuators.
- ✓ The duty cycle correction factor was applied to the calculation of the final MIMO output power.
- ✓ Plots representing the worst-case scenarios for each table are included.

5.5.5. Test Results

Table 5-10 OFDM MIMO Maximum PSD e.i.r.p -BW 20

Mode	Band	freq. [MHz]	CH. [No.]	PSD [dBm/MHz]			Ant Gain [dBi]	PSD e.i.r.p [dBm/MHz]	Worst Limit [dBm/MHz]		Margin [dB]	
				Ant1	Ant2	MIMO			PSD	PSD e.i.r.p	PSD	PSD e.i.r.p
802.11 a	UNII-1	5180	36	6.48	6.24	9.52	-3.22	6.30	11.00	10.00	-1.48	-3.70
		5200	40	6.66	6.40	9.69	-3.22	6.47	11.00	10.00	-1.31	-3.53
		5240	48	6.75	6.69	9.87	-3.22	6.65	11.00	10.00	-1.13	-3.35
	UNII-2A	5260	52	6.73	6.49	9.77	-3.12	6.65	11.00	NA	-1.23	NA
		5300	60	6.64	6.16	9.56	-3.12	6.44	11.00	NA	-1.44	NA
		5320	64	6.54	6.14	9.51	-3.12	6.39	11.00	NA	-1.49	NA
	UNII-2C	5500	100	7.03	6.62	9.84	-3.46	6.39	11.00	NA	-1.16	NA
		5600	120	6.79	7.01	9.91	-3.46	6.45	11.00	NA	-1.09	NA
		5720	144	6.85	7.05	9.96	-3.46	6.50	11.00	NA	-1.04	NA
	UNII-3	5745	149	5.30	5.53	8.57	-4.27	4.30	30.00	NA	-21.43	NA
		5785	157	5.22	5.45	8.50	-4.27	4.23	30.00	NA	-21.50	NA
		5825	165	5.12	5.03	8.23	-4.27	3.96	30.00	NA	-21.77	NA
	UNII-4	5845	169	8.19	7.59	11.06	-4.30	6.76	NA	14.00	NA	-7.24
		5865	173	8.17	7.71	11.10	-4.30	6.81	NA	14.00	NA	-7.19
		5885	177	7.89	7.80	11.00	-4.30	6.71	NA	14.00	NA	-7.29
802.11n (HT20)	UNII-1	5180	36	6.03	5.91	8.98	-3.22	5.76	11.00	10.00	-2.02	-4.24
		5200	40	6.45	6.46	9.47	-3.22	6.25	11.00	10.00	-1.53	-3.75
		5240	48	6.74	6.80	9.78	-3.22	6.56	11.00	10.00	-1.22	-3.44
	UNII-2A	5260	52	6.57	6.36	9.48	-3.12	6.36	11.00	NA	-1.52	NA
		5300	60	6.71	5.99	9.37	-3.12	6.25	11.00	NA	-1.63	NA
		5320	64	6.13	5.35	8.77	-3.12	5.65	11.00	NA	-2.23	NA
	UNII-2C	5500	100	7.40	6.43	9.95	-3.46	6.49	11.00	NA	-1.05	NA
		5600	120	6.71	6.75	9.74	-3.46	6.29	11.00	NA	-1.26	NA
		5720	144	6.91	7.06	9.99	-3.46	6.54	11.00	NA	-1.01	NA
	UNII-3	5745	149	4.97	5.24	8.12	-4.27	3.85	30.00	NA	-21.88	NA
		5785	157	4.84	5.00	7.93	-4.27	3.66	30.00	NA	-22.07	NA
		5825	165	5.07	4.51	7.81	-4.27	3.54	30.00	NA	-22.19	NA
	UNII-4	5845	169	7.74	7.32	10.54	-4.30	6.25	NA	14.00	NA	-7.75
		5865	173	8.03	7.34	10.71	-4.30	6.41	NA	14.00	NA	-7.59
		5885	177	7.65	7.61	10.64	-4.30	6.34	NA	14.00	NA	-7.66
802.11ac (VHT20)	UNII-1	5180	36	6.28	5.62	8.97	-3.22	5.75	11.00	10.00	-2.03	-4.25
		5200	40	6.42	6.28	9.36	-3.22	6.14	11.00	10.00	-1.64	-3.86
		5240	48	6.64	6.57	9.61	-3.22	6.39	11.00	10.00	-1.39	-3.61
	UNII-2A	5260	52	6.69	6.18	9.45	-3.12	6.33	11.00	NA	-1.55	NA
		5300	60	6.75	6.00	9.40	-3.12	6.28	11.00	NA	-1.60	NA
		5320	64	6.85	5.93	9.42	-3.12	6.30	11.00	NA	-1.58	NA
	UNII-2C	5500	100	7.14	6.56	9.87	-3.46	6.41	11.00	NA	-1.13	NA
		5600	120	6.98	6.68	9.85	-3.46	6.39	11.00	NA	-1.15	NA
		5720	144	7.03	6.76	9.90	-3.46	6.45	11.00	NA	-1.10	NA
	UNII-3	5745	149	5.74	5.25	8.51	-4.27	4.24	30.00	NA	-21.49	NA
		5785	157	5.51	4.76	8.16	-4.27	3.89	30.00	NA	-21.84	NA
		5825	165	5.50	4.55	8.06	-4.27	3.79	30.00	NA	-21.94	NA
	UNII-4	5845	169	8.23	7.42	10.85	-4.30	6.56	NA	14.00	NA	-7.44
		5865	173	7.71	7.59	10.66	-4.30	6.36	NA	14.00	NA	-7.64
		5885	177	8.03	7.46	10.76	-4.30	6.46	NA	14.00	NA	-7.54
802.11ax (HE20)	UNII-1	5180	36	4.08	3.50	6.81	-3.22	3.59	11.00	10.00	-4.19	-6.41
		5200	40	4.70	3.93	7.34	-3.22	4.12	11.00	10.00	-3.66	-5.88
		5240	48	4.49	4.69	7.60	-3.22	4.38	11.00	10.00	-3.40	-5.62
	UNII-2A	5260	52	4.82	4.23	7.55	-3.12	4.43	11.00	NA	-3.45	NA
		5300	60	4.65	3.86	7.28	-3.12	4.16	11.00	NA	-3.72	NA
		5320	64	4.62	3.87	7.27	-3.12	4.15	11.00	NA	-3.73	NA
	UNII-2C	5500	100	7.39	6.50	9.98	-3.46	6.52	11.00	NA	-1.02	NA
		5600	120	6.71	6.73	9.73	-3.46	6.27	11.00	NA	-1.27	NA
		5720	144	6.87	6.93	9.91	-3.46	6.45	11.00	NA	-1.09	NA
	UNII-3	5745	149	5.40	5.20	8.31	-4.27	4.04	30.00	NA	-21.69	NA
		5785	157	5.16	5.07	8.13	-4.27	3.86	30.00	NA	-21.87	NA
		5825	165	5.13	4.50	7.83	-4.27	3.56	30.00	NA	-22.17	NA
	UNII-4	5845	169	7.81	7.54	10.69	-4.30	6.39	NA	14.00	NA	-7.61
		5865	173	8.12	7.44	10.80	-4.30	6.50	NA	14.00	NA	-7.50
		5885	177	7.66	7.74	10.71	-4.30	6.41	NA	14.00	NA	-7.59

Table 5-11 OFDM MIMO Maximum PSD e.i.r.p – BW 40

Mode	Band	freq. [MHz]	CH. [No.]	PSD [dBm/MHz]			Ant Gain [dBi]	PSD e.i.r.p [dBm/MHz]	Worst Limit [dBm/MHz]		Margin [dB]	
				Ant1	Ant2	MIMO			PSD	PSD e.i.r.p	PSD	PSD e.i.r.p
802.11n (HT40)	UNII-1	5190	38	-0.77	-1.04	2.28	-3.22	-0.94	11.00	10.00	-8.72	-10.94
		5230	46	-0.49	-0.90	2.49	-3.22	-0.73	11.00	10.00	-8.51	-10.73
	UNII-2A	5270	54	-0.57	-1.07	2.37	-3.12	-0.75	11.00	NA	-8.63	NA
		5310	62	-0.29	-1.24	2.44	-3.12	-0.68	11.00	NA	-8.56	NA
	UNII-2C	5510	102	0.69	0.27	3.67	-3.46	0.21	11.00	NA	-7.33	NA
		5590	118	0.61	0.16	3.57	-3.46	0.12	11.00	NA	-7.43	NA
		5710	142	0.86	1.12	4.17	-3.46	0.71	11.00	NA	-6.83	NA
	UNII-3	5755	151	-2.03	-2.09	1.12	-4.27	-3.15	30.00	NA	-28.88	NA
		5795	159	-2.33	-3.03	0.51	-4.27	-3.76	30.00	NA	-29.49	NA
	UNII-4	5835	167	0.37	-0.25	3.25	-4.30	-1.05	NA	14.00	NA	-15.05
		5875	175	0.44	0.02	3.42	-4.30	-0.88	NA	14.00	NA	-14.88
802.11ac (VHT40)	UNII-1	5190	38	-2.91	-3.53	2.82	-3.22	-0.40	11.00	10.00	-8.18	-10.40
		5230	46	-3.03	-3.39	2.82	-3.22	-0.40	11.00	10.00	-8.18	-10.40
	UNII-2A	5270	54	-3.02	-3.95	2.57	-3.12	-0.55	11.00	NA	-8.43	NA
		5310	62	-2.92	-4.40	2.43	-3.12	-0.69	11.00	NA	-8.57	NA
	UNII-2C	5510	102	-1.13	-3.56	3.85	-3.46	0.39	11.00	NA	-7.15	NA
		5590	118	-1.90	-3.28	3.49	-3.46	0.03	11.00	NA	-7.51	NA
		5710	142	-1.25	-2.80	4.07	-3.46	0.61	11.00	NA	-6.93	NA
	UNII-3	5755	151	-4.04	-4.57	1.73	-4.27	-2.54	30.00	NA	-28.27	NA
		5795	159	-3.95	-5.08	1.55	-4.27	-2.72	30.00	NA	-28.45	NA
	UNII-4	5835	167	-1.51	-2.37	4.11	-4.30	-0.19	NA	14.00	NA	-14.19
		5875	175	-1.44	-2.68	4.01	-4.30	-0.28	NA	14.00	NA	-14.28
802.11ax (HE40)	UNII-1	5190	38	-0.71	-1.30	2.02	-3.22	-1.20	11.00	10.00	-8.98	-11.20
		5230	46	-0.38	-1.35	2.17	-3.22	-1.05	11.00	10.00	-8.83	-11.05
	UNII-2A	5270	54	-0.50	-1.26	2.14	-3.12	-0.98	11.00	NA	-8.86	NA
		5310	62	-0.22	-1.65	2.14	-3.12	-0.98	11.00	NA	-8.86	NA
	UNII-2C	5510	102	0.96	-0.66	3.24	-3.46	-0.22	11.00	NA	-7.76	NA
		5590	118	0.32	-0.85	2.78	-3.46	-0.68	11.00	NA	-8.22	NA
		5710	142	0.77	-0.15	3.35	-3.46	-0.11	11.00	NA	-7.65	NA
	UNII-3	5755	151	-1.88	-2.49	0.83	-4.27	-3.43	30.00	NA	-29.17	NA
		5795	159	-2.13	-3.10	0.43	-4.27	-3.84	30.00	NA	-29.57	NA
	UNII-4	5835	167	0.58	-0.32	3.16	-4.30	-1.14	NA	14.00	NA	-15.14
		5875	175	0.53	-0.03	3.27	-4.30	-1.03	NA	14.00	NA	-15.03

Table 5-12 OFDM MIMO Maximum PSD e.i.r.p – BW 80

Mode	Band	freq. [MHz]	CH. [No.]	PSD [dBm/MHz]			Ant Gain [dBi]	PSD e.i.r.p [dBm/MHz]	Worst Limit [dBm/MHz]		Margin [dB]	
				Ant1	Ant2	MIMO			PSD	PSD e.i.r.p	PSD	PSD e.i.r.p
802.11ac (VHT80)	UNII-1	5210	42	-3.92	-4.50	-0.84	-3.22	-4.06	11.00	10.00	-11.84	-14.06
	UNII-2A	5290	58	-3.51	-4.60	-0.66	-3.12	-3.78	11.00	NA	-11.66	NA
	UNII-2C	5530	106	-2.16	-3.03	0.79	-3.46	-2.67	11.00	NA	-10.21	NA
		5610	122	-2.12	-3.21	0.73	-3.46	-2.72	11.00	NA	-10.27	NA
		5690	138	-1.54	-2.50	1.36	-3.46	-2.09	11.00	NA	-9.64	NA
	UNII-3	5775	155	-4.13	-4.75	-1.07	-4.27	-5.34	30.00	NA	-31.07	NA
	UNII-4	5855	171	-0.99	-2.37	1.73	-4.30	-2.57	NA	14.00	NA	-16.57
802.11ax (HE80)	UNII-1	5210	42	-3.74	-4.68	-1.18	-3.22	-4.40	11.00	10.00	-12.18	-14.40
	UNII-2A	5290	58	-3.70	-5.04	-1.31	-3.12	-4.43	11.00	NA	-12.31	NA
	UNII-2C	5530	106	-2.69	-3.23	0.06	-3.46	-3.40	11.00	NA	-10.94	NA
		5610	122	-2.50	-3.23	0.16	-3.46	-3.30	11.00	NA	-10.84	NA
		5690	138	-2.03	-2.53	0.73	-3.46	-2.72	11.00	NA	-10.27	NA
	UNII-3	5775	155	-4.83	-5.69	-2.23	-4.27	-6.50	30.00	NA	-32.23	NA
	UNII-4	5855	171	-1.66	-2.70	0.86	-4.30	-3.44	NA	14.00	NA	-17.44

Table 5-13 OFDM MIMO Maximum PSD e.i.r.p – BW 160

Mode	Band	freq. [MHz]	CH. [No.]	PSD [dBm/MHz]			Ant Gain [dBi]	PSD e.i.r.p [dBm/MHz]	Worst Limit [dBm/MHz]		Margin [dB]	
				Ant1	Ant2	MIMO			PSD	PSD e.i.r.p	PSD	PSD e.i.r.p
802.11ac (VHT160)	UNII-1/2A	5250	50	-8.45	-8.63	-4.87	-3.12	-7.99	11.00	10.00	-15.87	-17.99
	UNII-2C	5570	114	-6.53	-7.37	-3.27	-3.46	-6.72	11.00	NA	-14.27	NA
	UNII-3/4	5815	163	-5.89	-6.54	-2.54	-4.27	-6.81	NA	14.00	NA	-20.81
802.11ax (HE160)	UNII-1/2A	5250	50	-7.26	-8.01	-4.61	-3.12	-7.73	11.00	10.00	-15.61	-17.73
	UNII-2C	5570	114	-6.17	-7.29	-3.68	-3.46	-7.14	11.00	NA	-14.68	NA
	UNII-3/4	5815	163	-5.94	-6.56	-3.23	-4.27	-7.50	NA	14.00	NA	-21.50

Table 5-14 OFDMA MIMO Partial 26Tone Maximum PSD e.i.r.p

Mode	Band	freq. [MHz]	CH. [No.]	Tone	Index	PSD [dBm/MHz]			Ant Gain	PSD e.i.r.p	Worst Limit [dBm/MHz]		Margin [dB]	
						Ant1	Ant2	MIMO	[dBi]	[dBm/MHz]	PSD	PSD e.i.r.p	PSD	PSD e.i.r.p
802.11ax (HE20)	UNII-1	5180	36	26T	0	7.03	6.60	9.83	-3.22	6.61	11.00	10.00	-1.17	-3.39
					4	6.54	5.25	8.95	-3.22	5.73	11.00	10.00	-2.05	-4.27
					8	7.44	6.44	9.98	-3.22	6.76	11.00	10.00	-1.02	-3.24
		5200	40	26T	0	7.27	6.53	9.93	-3.22	6.71	11.00	10.00	-1.07	-3.29
					4	6.16	5.12	8.68	-3.22	5.46	11.00	10.00	-2.32	-4.54
					8	7.21	6.61	9.93	-3.22	6.71	11.00	10.00	-1.07	-3.29
		5240	48	26T	0	7.24	6.42	9.86	-3.22	6.64	11.00	10.00	-1.14	-3.36
					4	6.62	5.66	9.17	-3.22	5.95	11.00	10.00	-1.83	-4.05
					8	7.34	6.41	9.91	-3.22	6.69	11.00	10.00	-1.09	-3.31
	UNII-2A	5260	52	26T	0	7.25	6.60	9.95	-3.12	6.83	11.00	NA	-1.05	NA
					4	6.47	6.19	9.34	-3.12	6.22	11.00	NA	-1.66	NA
					8	7.26	6.53	9.92	-3.12	6.80	11.00	NA	-1.08	NA
		5300	60	26T	0	7.34	6.12	9.78	-3.12	6.67	11.00	NA	-1.22	NA
					4	6.17	5.17	8.71	-3.12	5.59	11.00	NA	-2.29	NA
					8	7.38	6.10	9.79	-3.12	6.67	11.00	NA	-1.21	NA
		5320	64	26T	0	7.49	6.27	9.93	-3.12	6.81	11.00	NA	-1.07	NA
					4	6.28	5.51	8.92	-3.12	5.80	11.00	NA	-2.08	NA
					8	7.46	6.16	9.87	-3.12	6.75	11.00	NA	-1.13	NA
	UNII-2C	5500	100	26T	0	7.36	6.24	9.85	-3.46	6.39	11.00	NA	-1.15	NA
					4	6.54	5.15	8.91	-3.46	5.45	11.00	NA	-2.09	NA
					8	7.78	5.90	9.95	-3.46	6.49	11.00	NA	-1.05	NA
		5600	120	26T	0	7.26	6.49	9.90	-3.46	6.44	11.00	NA	-1.10	NA
					4	5.62	4.66	8.18	-3.46	4.72	11.00	NA	-2.82	NA
					8	7.13	6.28	9.73	-3.46	6.28	11.00	NA	-1.27	NA
		5720	144	26T	0	7.51	6.28	9.95	-3.46	6.49	11.00	NA	-1.05	NA
					4	6.80	5.90	9.39	-3.46	5.93	11.00	NA	-1.61	NA
					8	7.26	6.53	9.92	-3.46	6.46	11.00	NA	-1.08	NA
	UNII-3	5745	149	26T	0	5.92	4.88	8.44	-4.27	4.17	30.00	NA	-21.56	NA
					4	5.17	4.48	7.85	-4.27	3.58	30.00	NA	-22.15	NA
					8	5.45	5.18	8.33	-4.27	4.06	30.00	NA	-21.67	NA
		5785	157	26T	0	5.83	4.65	8.29	-4.27	4.02	30.00	NA	-21.71	NA
					4	4.94	4.11	7.55	-4.27	3.29	30.00	NA	-22.45	NA
					8	5.92	4.66	8.34	-4.27	4.08	30.00	NA	-21.66	NA
		5825	165	26T	0	5.78	4.47	8.18	-4.27	3.91	30.00	NA	-21.82	NA
					4	4.98	3.90	7.48	-4.27	3.22	30.00	NA	-22.52	NA
					8	5.14	4.65	7.91	-4.27	3.64	30.00	NA	-22.09	NA
	UNII-4	5845	169	26T	0	8.07	7.69	10.89	-4.30	6.59	NA	14.00	NA	-7.41
					4	7.05	6.12	9.62	-4.30	5.32	NA	14.00	NA	-8.68
					8	8.24	7.19	10.76	-4.30	6.46	NA	14.00	NA	-7.54
		5865	173	26T	0	8.20	7.27	10.77	-4.30	6.47	NA	14.00	NA	-7.53
					4	7.01	5.89	9.50	-4.30	5.20	NA	14.00	NA	-8.80
					8	8.32	6.95	10.70	-4.30	6.40	NA	14.00	NA	-7.60
		5885	177	26T	0	8.20	7.79	11.01	-4.30	6.71	NA	14.00	NA	-7.29
					4	6.77	6.29	9.55	-4.30	5.25	NA	14.00	NA	-8.75
					8	8.25	7.33	10.82	-4.30	6.52	NA	14.00	NA	-7.48

Table 5-15 OFDMA MIMO Partial 52Tone Maximum PSD e.i.r.p

Mode	Band	freq. [MHz]	CH. [No.]	Tone	Index	PSD [dBm/MHz]			Ant Gain	PSD e.i.r.p	Worst Limit [dBm/MHz]		Margin [dB]	
						Ant1	Ant2	MIMO	[dBi]	[dBm/MHz]	PSD	PSD e.i.r.p	PSD	PSD e.i.r.p
802.11ax (HE20)	UNII-1	5180	36	52T	37	7.15	6.63	9.90	-3.22	6.68	11.00	10.00	-1.10	-3.32
					38	7.39	6.47	9.96	-3.22	6.74	11.00	10.00	-1.04	-3.26
					40	7.25	6.54	9.92	-3.22	6.70	11.00	10.00	-1.08	-3.30
		5200	40	52T	37	7.05	6.72	9.90	-3.22	6.68	11.00	10.00	-1.10	-3.32
					38	7.21	6.64	9.94	-3.22	6.72	11.00	10.00	-1.06	-3.28
					40	7.25	6.63	9.96	-3.22	6.74	11.00	10.00	-1.04	-3.26
		5240	48	52T	37	7.12	6.75	9.95	-3.22	6.73	11.00	10.00	-1.05	-3.27
					38	7.32	6.46	9.92	-3.22	6.70	11.00	10.00	-1.08	-3.30
					40	7.52	6.32	9.97	-3.22	6.75	11.00	10.00	-1.03	-3.25
	UNII-2A	5260	52	52T	37	7.32	6.41	9.90	-3.12	6.78	11.00	NA	-1.10	NA
					38	7.17	6.68	9.94	-3.12	6.82	11.00	NA	-1.06	NA
					40	7.21	6.61	9.93	-3.12	6.81	11.00	NA	-1.07	NA
		5300	60	52T	37	7.38	6.41	9.93	-3.12	6.81	11.00	NA	-1.07	NA
					38	7.29	6.33	9.85	-3.12	6.73	11.00	NA	-1.15	NA
					40	7.55	6.20	9.94	-3.12	6.82	11.00	NA	-1.06	NA
		5320	64	52T	37	7.44	6.35	9.94	-3.12	6.82	11.00	NA	-1.06	NA
					38	7.53	6.08	9.87	-3.12	6.75	11.00	NA	-1.13	NA
					40	7.41	6.18	9.85	-3.12	6.73	11.00	NA	-1.15	NA
	UNII-2C	5500	100	52T	37	7.81	5.80	9.93	-3.46	6.47	11.00	NA	-1.07	NA
					38	7.80	5.87	9.95	-3.46	6.49	11.00	NA	-1.05	NA
					40	8.00	5.57	9.96	-3.46	6.51	11.00	NA	-1.04	NA
		5600	120	52T	37	7.31	6.17	9.79	-3.46	6.33	11.00	NA	-1.21	NA
					38	7.18	6.08	9.67	-3.46	6.21	11.00	NA	-1.33	NA
					40	7.35	6.44	9.93	-3.46	6.47	11.00	NA	-1.07	NA
		5720	144	52T	37	7.43	6.40	9.96	-3.46	6.50	11.00	NA	-1.04	NA
					38	7.44	6.43	9.97	-3.46	6.51	11.00	NA	-1.03	NA
					40	7.34	6.48	9.94	-3.46	6.49	11.00	NA	-1.06	NA
	UNII-3	5745	149	52T	37	5.59	4.46	8.07	-4.27	3.80	30.00	NA	-21.93	NA
					38	5.06	4.11	7.62	-4.27	3.35	30.00	NA	-22.38	NA
					40	5.05	4.55	7.82	-4.27	3.55	30.00	NA	-22.18	NA
		5785	157	52T	37	4.96	4.78	7.88	-4.27	3.61	30.00	NA	-22.12	NA
					38	4.94	4.22	7.61	-4.27	3.34	30.00	NA	-22.39	NA
					40	5.14	4.01	7.62	-4.27	3.35	30.00	NA	-22.38	NA
		5825	165	52T	37	5.28	4.16	7.77	-4.27	3.50	30.00	NA	-22.23	NA
					38	5.04	3.95	7.54	-4.27	3.27	30.00	NA	-22.46	NA
					40	4.92	4.10	7.54	-4.27	3.27	30.00	NA	-22.46	NA
	UNII-4	5845	169	52T	37	7.77	6.59	10.23	-4.30	5.93	NA	14.00	NA	-8.07
					38	7.65	6.78	10.25	-4.30	5.95	NA	14.00	NA	-8.05
					40	7.72	7.02	10.40	-4.30	6.10	NA	14.00	NA	-7.90
		5865	173	52T	37	7.81	7.14	10.50	-4.30	6.20	NA	14.00	NA	-7.80
					38	7.68	6.82	10.28	-4.30	5.99	NA	14.00	NA	-8.01
					40	8.04	7.01	10.56	-4.30	6.27	NA	14.00	NA	-7.73
		5885	177	52T	37	7.65	7.38	10.53	-4.30	6.23	NA	14.00	NA	-7.77
					38	7.47	7.15	10.32	-4.30	6.02	NA	14.00	NA	-7.98
					40	7.89	6.95	10.45	-4.30	6.16	NA	14.00	NA	-7.84

Table 5-16 OFDMA MIMO Partial 106Tone Maximum PSD e.i.r.p

Mode	Band	freq. [MHz]	CH. [No.]	Tone	Index	PSD [dBm/MHz]			Ant Gain	PSD e.i.r.p	Worst Limit [dBm/MHz]		Margin [dB]	
						Ant1	Ant2	MIMO	[dBi]	[dBm/MHz]	PSD	PSD e.i.r.p	PSD	PSD e.i.r.p
802.11ax (HE20)	UNII-1	5180	36	106T	53	7.27	6.54	9.93	-3.22	6.71	11.00	10.00	-1.07	-3.29
					54	7.42	6.37	9.94	-3.22	6.72	11.00	10.00	-1.06	-3.28
		5200	40	106T	53	7.31	6.56	9.96	-3.22	6.74	11.00	10.00	-1.04	-3.26
					54	7.29	6.45	9.90	-3.22	6.68	11.00	10.00	-1.10	-3.32
		5240	48	106T	53	7.07	6.69	9.89	-3.22	6.67	11.00	10.00	-1.11	-3.33
					54	7.40	6.28	9.89	-3.22	6.67	11.00	10.00	-1.11	-3.33
	UNII-2A	5260	52	106T	53	7.03	6.74	9.90	-3.12	6.78	11.00	NA	-1.10	NA
					54	7.29	6.46	9.90	-3.12	6.78	11.00	NA	-1.10	NA
		5300	60	106T	53	7.46	6.36	9.95	-3.12	6.84	11.00	NA	-1.05	NA
					54	7.49	6.23	9.91	-3.12	6.79	11.00	NA	-1.09	NA
		5320	64	106T	53	7.37	6.45	9.94	-3.12	6.82	11.00	NA	-1.06	NA
					54	7.50	6.23	9.92	-3.12	6.80	11.00	NA	-1.08	NA
	UNII-2C	5500	100	106T	53	7.52	6.15	9.90	-3.46	6.44	11.00	NA	-1.10	NA
					54	7.67	5.99	9.92	-3.46	6.46	11.00	NA	-1.08	NA
		5600	120	106T	53	7.24	6.26	9.79	-3.46	6.33	11.00	NA	-1.21	NA
					54	7.41	6.25	9.88	-3.46	6.42	11.00	NA	-1.12	NA
		5720	144	106T	53	7.34	6.39	9.90	-3.46	6.44	11.00	NA	-1.10	NA
					54	7.38	6.44	9.94	-3.46	6.48	11.00	NA	-1.06	NA
	UNII-3	5745	149	106T	53	5.45	4.64	8.08	-4.27	3.81	30.00	NA	-21.92	NA
					54	5.12	4.61	7.88	-4.27	3.61	30.00	NA	-22.12	NA
		5785	157	106T	53	5.13	4.78	7.97	-4.27	3.70	30.00	NA	-22.03	NA
					54	5.32	4.37	7.88	-4.27	3.61	30.00	NA	-22.12	NA
		5825	165	106T	53	5.10	4.25	7.70	-4.27	3.44	30.00	NA	-22.30	NA
					54	4.96	4.15	7.58	-4.27	3.31	30.00	NA	-22.42	NA
	UNII-4	5845	169	106T	53	7.93	6.91	10.46	-4.30	6.16	NA	14.00	NA	-7.84
					54	7.91	6.93	10.46	-4.30	6.16	NA	14.00	NA	-7.84
		5865	173	106T	53	7.89	7.13	10.54	-4.30	6.24	NA	14.00	NA	-7.76
					54	8.01	7.11	10.59	-4.30	6.29	NA	14.00	NA	-7.71
		5885	177	106T	53	7.59	7.56	10.58	-4.30	6.28	NA	14.00	NA	-7.72
					54	7.95	7.12	10.56	-4.30	6.27	NA	14.00	NA	-7.73

Table 5-17 OFDMA MIMO Full Tone Maximum PSD e.i.r.p - SP

Mode	Band	freq. [MHz]	CH. [No.]	Tone	Index	PSD [dBm/MHz]			Ant Gain	PSD e.i.r.p	Worst Limit [dBm/MHz]		Margin [dB]	
						Ant1	Ant2	MIMO	[dBi]	[dBm/MHz]	PSD	PSD e.i.r.p	PSD	PSD e.i.r.p
802.11ax (HE20)	UNII-1	5180	36	242T	61	3.78	3.18	6.50	-3.22	3.28	11.00	10.00	-4.50	-6.72
		5200	40	242T	61	4.08	3.26	6.70	-3.22	3.48	11.00	10.00	-4.30	-6.52
		5240	48	242T	61	4.09	3.89	7.00	-3.22	3.78	11.00	10.00	-4.00	-6.22
	UNII-2A	5260	52	242T	61	4.43	3.49	7.00	-3.12	3.88	11.00	NA	-4.00	NA
		5300	60	242T	61	4.42	2.94	6.75	-3.12	3.63	11.00	NA	-4.25	NA
		5320	64	242T	61	4.09	3.09	6.63	-3.12	3.51	11.00	NA	-4.37	NA
	UNII-2C	5500	100	242T	61	7.31	6.45	9.91	-3.46	6.45	11.00	NA	-1.09	NA
		5600	120	242T	61	7.12	6.70	9.92	-3.46	6.46	11.00	NA	-1.08	NA
		5720	144	242T	61	7.26	6.63	9.97	-3.46	6.51	11.00	NA	-1.03	NA
	UNII-3	5745	149	242T	61	5.47	4.59	8.06	-4.27	3.79	30.00	NA	-21.94	NA
		5785	157	242T	61	5.34	4.53	7.96	-4.27	3.69	30.00	NA	-22.04	NA
		5825	165	242T	61	5.55	4.16	7.92	-4.27	3.65	30.00	NA	-22.08	NA
	UNII-4	5845	169	242T	61	7.77	7.00	10.41	-4.30	6.11	NA	14.00	NA	-7.89
		5865	173	242T	61	7.86	7.10	10.51	-4.30	6.21	NA	14.00	NA	-7.79
		5885	177	242T	61	7.81	7.50	10.67	-4.30	6.37	NA	14.00	NA	-7.63
802.11ax (HE40)	UNII-1	5190	38	484T	65	-0.78	-0.99	2.13	-3.22	-1.09	11.00	10.00	-8.87	-11.09
		5230	46	484T	65	-0.50	-1.39	2.09	-3.22	-1.13	11.00	10.00	-8.91	-11.13
	UNII-2A	5270	54	484T	65	-0.46	-1.31	2.15	-3.12	-0.97	11.00	NA	-8.85	NA
		5310	62	484T	65	-0.03	-1.58	2.27	-3.12	-0.85	11.00	NA	-8.73	NA
	UNII-2C	5510	102	484T	65	0.82	-0.34	3.29	-3.46	-0.17	11.00	NA	-7.71	NA
		5590	118	484T	65	0.63	-0.64	3.05	-3.46	-0.41	11.00	NA	-7.95	NA
		5710	142	484T	65	1.10	0.10	3.64	-3.46	0.18	11.00	NA	-7.36	NA
	UNII-3	5755	151	484T	65	-1.82	-1.88	1.16	-4.27	-3.11	30.00	NA	-28.84	NA
		5795	159	484T	65	-1.99	-2.62	0.72	-4.27	-3.55	30.00	NA	-29.28	NA
	UNII-4	5835	167	484T	65	0.84	0.25	3.57	-4.30	-0.73	NA	14.00	NA	-14.73
		5875	175	484T	65	0.72	0.19	3.47	-4.30	-0.82	NA	14.00	NA	-14.82
802.11ax (HE80)	UNII-1	5210	42	996T	67	-3.86	-4.33	-0.96	-3.22	-4.18	11.00	10.00	-11.96	-14.18
	UNII-2A	5290	58	996T	67	-3.81	-5.00	-1.24	-3.12	-4.36	11.00	NA	-12.24	NA
	UNII-2C	5530	106	996T	67	-2.06	-2.55	0.83	-3.46	-2.62	11.00	NA	-10.17	NA
		5610	122	996T	67	-1.65	-2.32	1.16	-3.46	-2.30	11.00	NA	-9.84	NA
		5690	138	996T	67	-1.13	-2.10	1.54	-3.46	-1.92	11.00	NA	-9.46	NA
	UNII-3	5775	155	996T	67	-3.98	-4.83	-1.25	-4.27	-5.52	30.00	NA	-31.25	NA
	UNII-4	5855	171	996T	67	-1.25	-2.01	1.52	-4.30	-2.78	NA	14.00	NA	-16.78
802.11ax (HE160)	UNII-1/2A	5250	50	996T*2	68	-7.04	-7.72	-4.36	-3.12	-7.47	11.00	10.00	-15.36	-17.47
	UNII-2C	5570	114	996T*2	68	-6.40	-7.04	-3.70	-3.46	-7.15	11.00	NA	-14.70	NA
	UNII-3/4	5815	163	996T*2	68	-4.99	-5.88	-2.40	-4.27	-6.67	NA	14.00	NA	-20.67

Plot 5-1 802.11a CH.36 OFDM MIMO Maximum PSD – (ANT1)

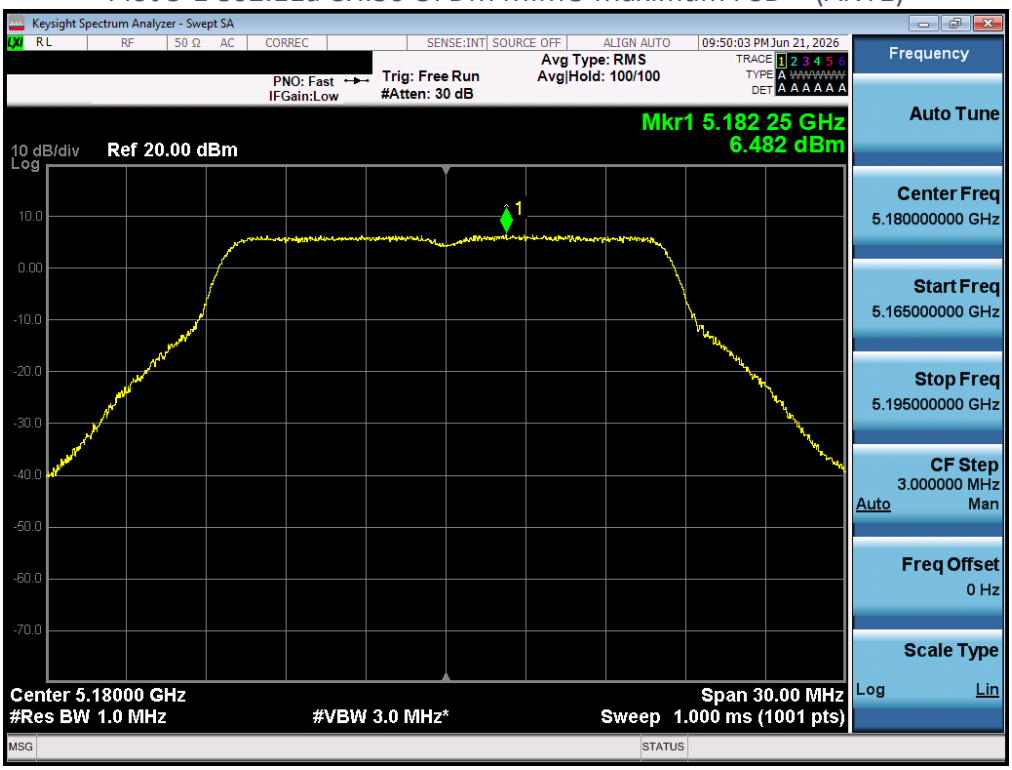

Plot 5-2 802.11a CH.36 OFDM MIMO Maximum PSD – (ANT2)

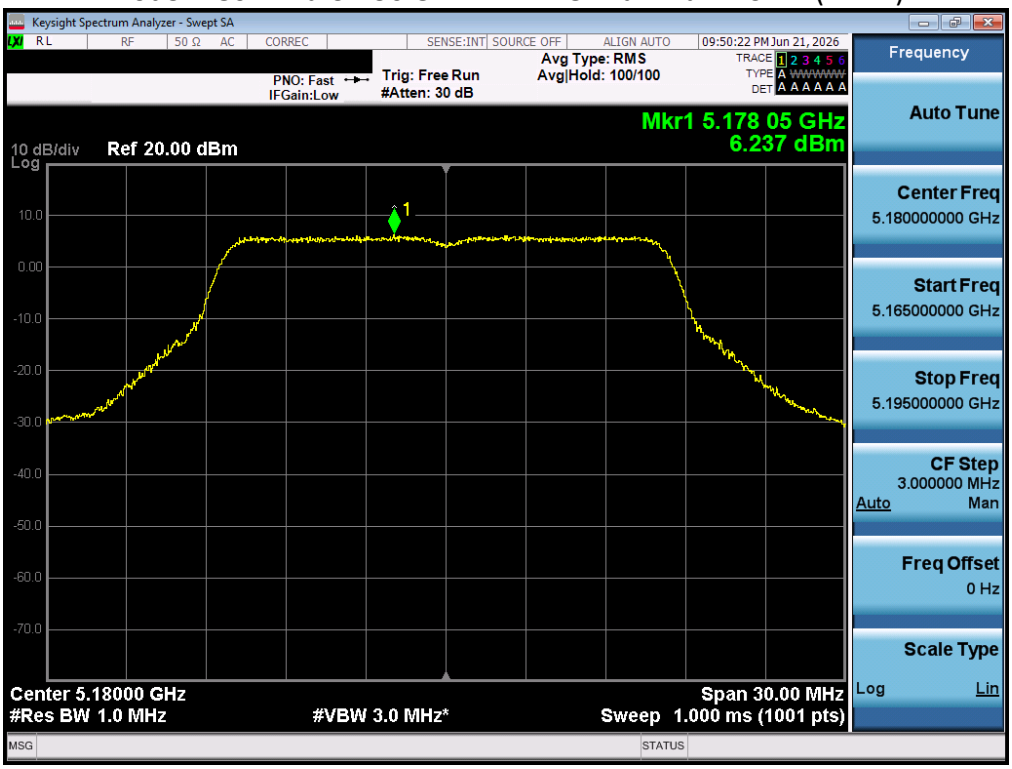

Plot 5-3 802.11a CH.40 OFDM MIMO Maximum PSD – (ANT1)

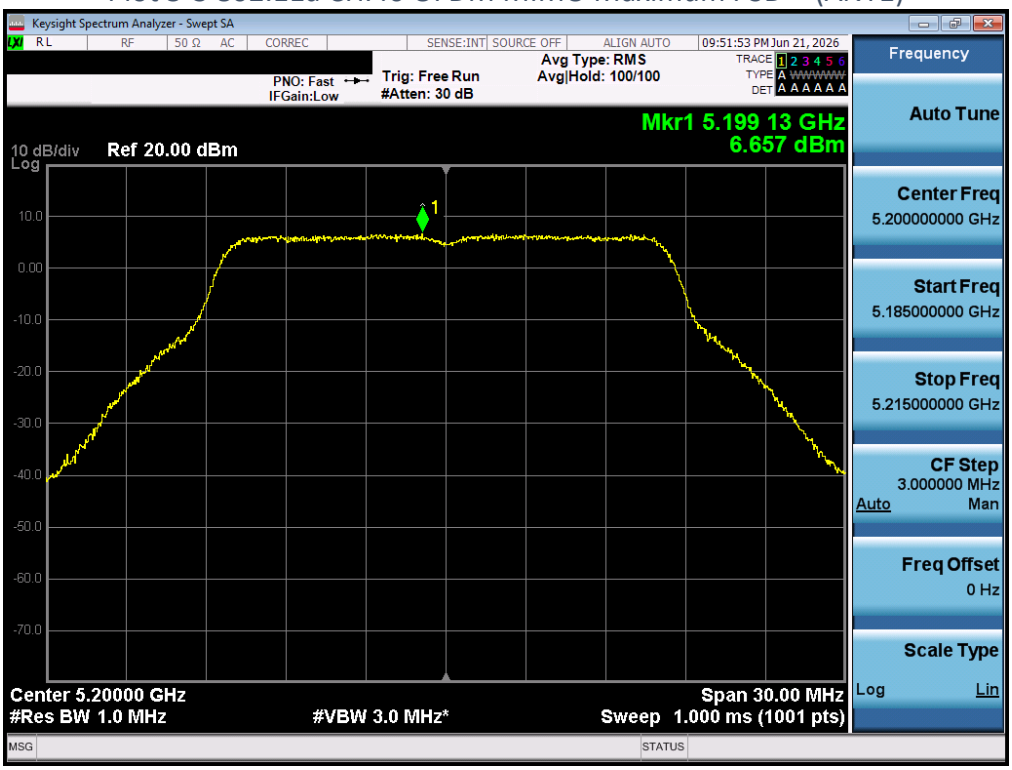

Plot 5-4 802.11a CH.40 OFDM MIMO Maximum PSD – (ANT2)

Plot 5-5 802.11a CH.48 OFDM MIMO Maximum PSD – (ANT1)

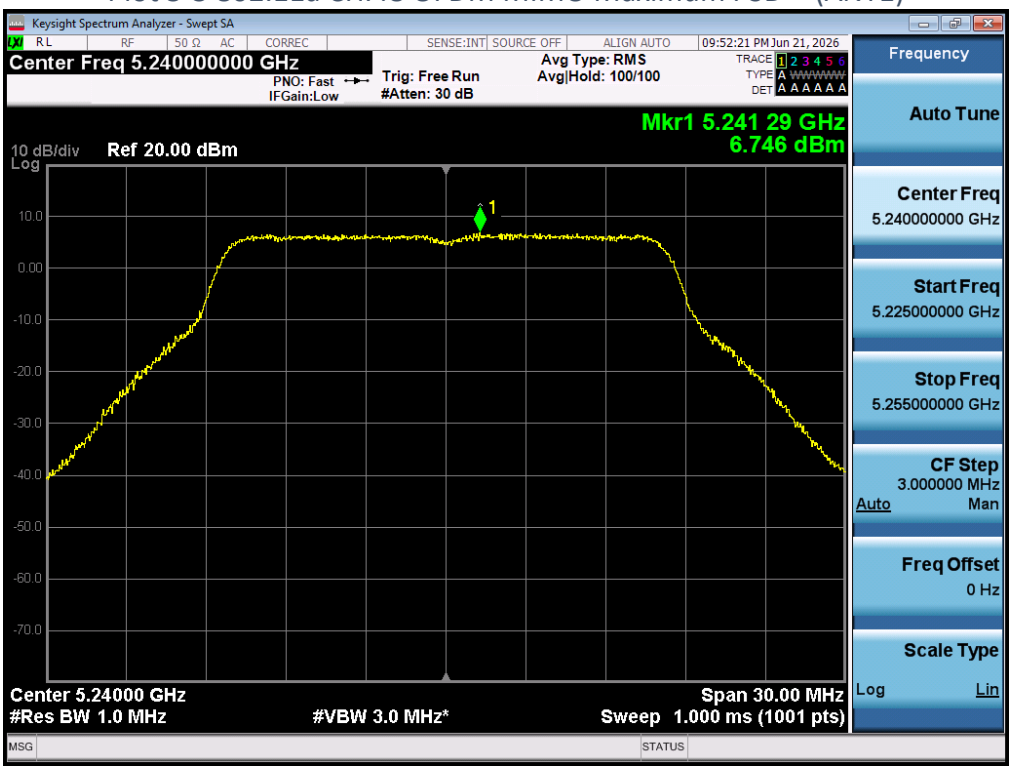

Plot 5-6 802.11a CH.48 OFDM MIMO Maximum PSD – (ANT2)

Plot 5-7 802.11a CH.52 OFDM MIMO Maximum PSD – (ANT1)

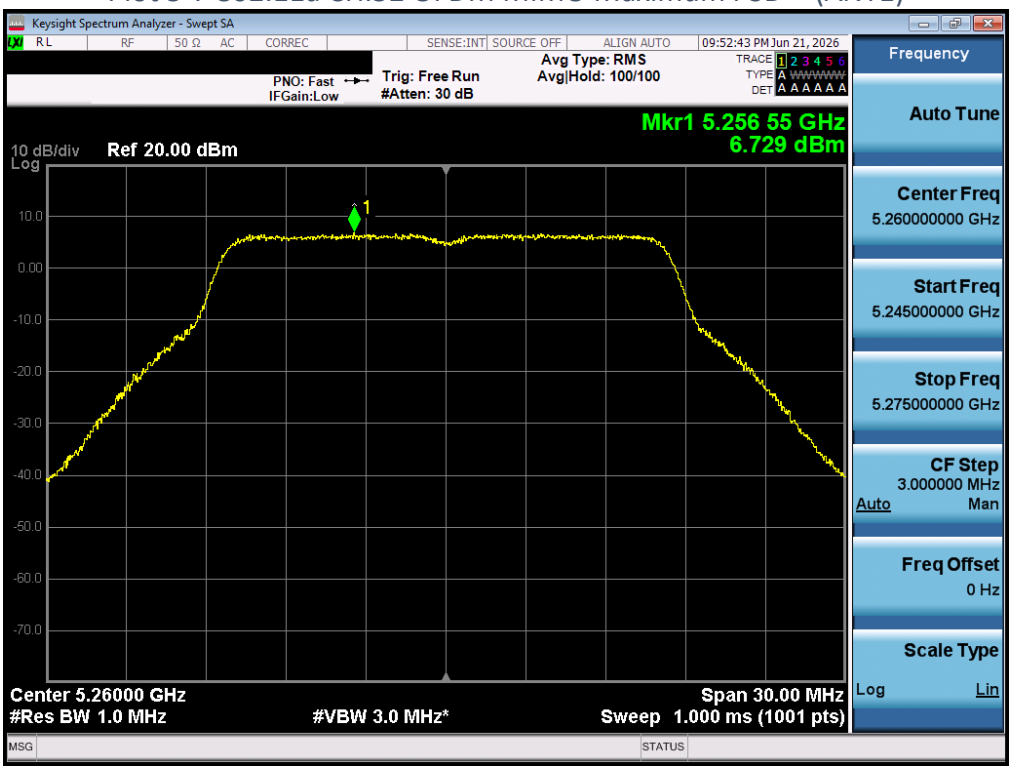

Plot 5-8 802.11a CH.52 OFDM MIMO Maximum PSD – (ANT2)

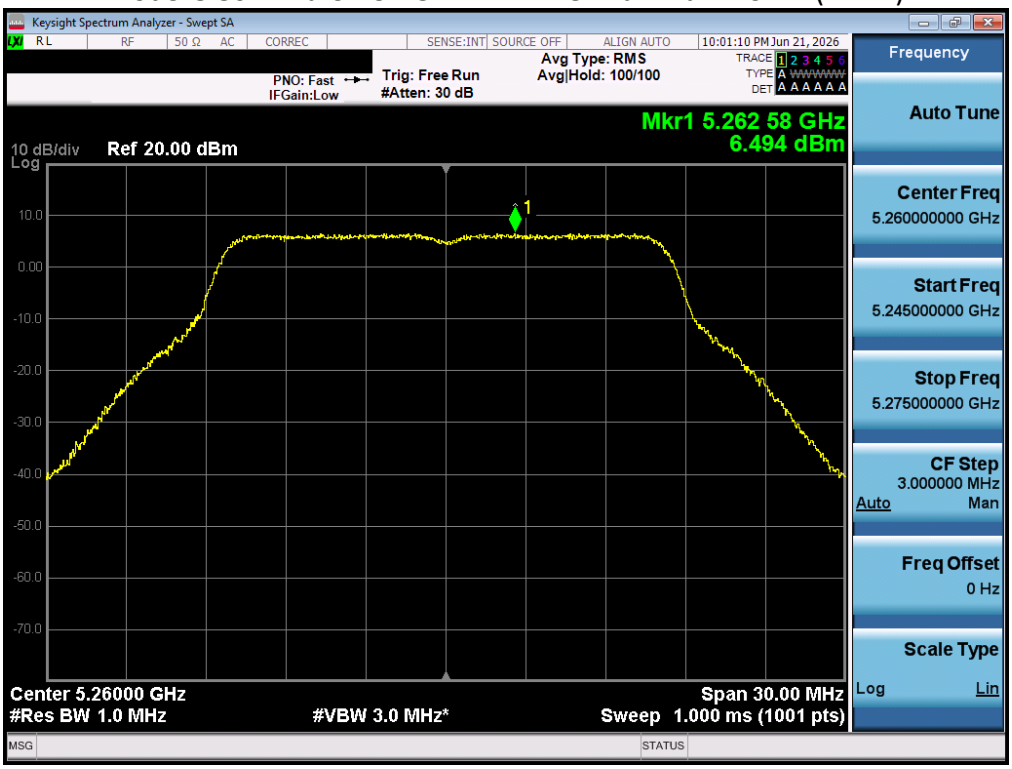

Plot 5-9 802.11a CH.60 OFDM MIMO Maximum PSD – (ANT1)

Plot 5-10 802.11a CH.60 OFDM MIMO Maximum PSD – (ANT2)

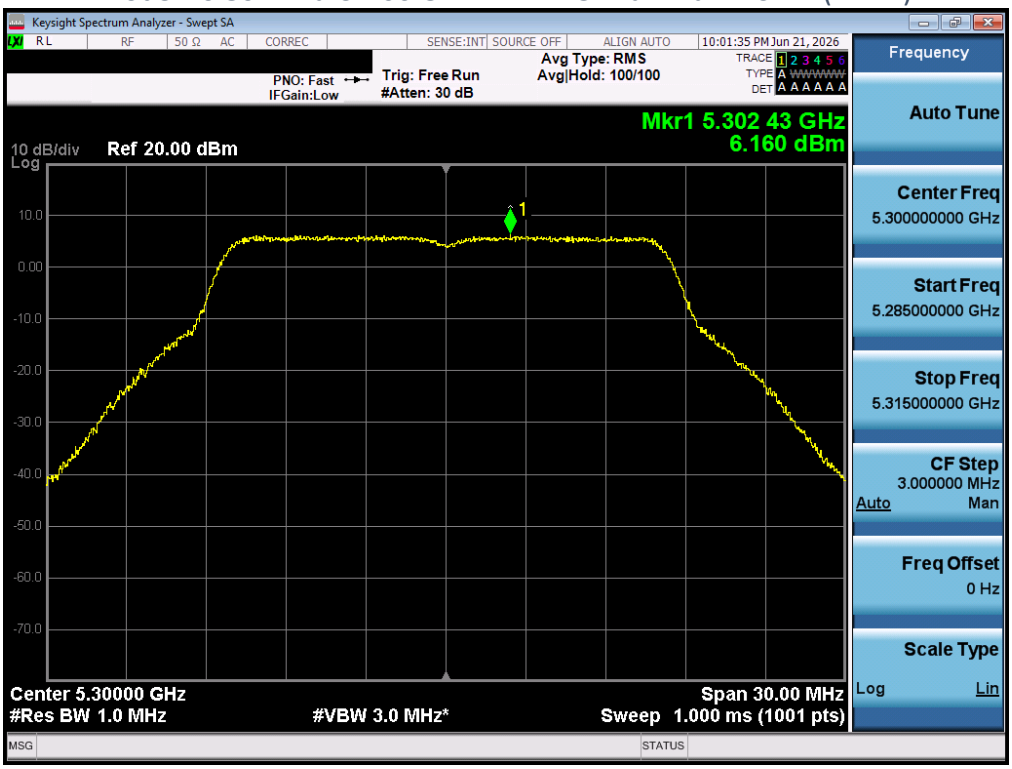

Plot 5-11 802.11a CH.64 OFDM MIMO Maximum PSD – (ANT1)

Plot 5-12 802.11a CH.64 OFDM MIMO Maximum PSD – (ANT2)

Plot 5-13 802.11a CH.100 OFDM MIMO Maximum PSD – (ANT1)

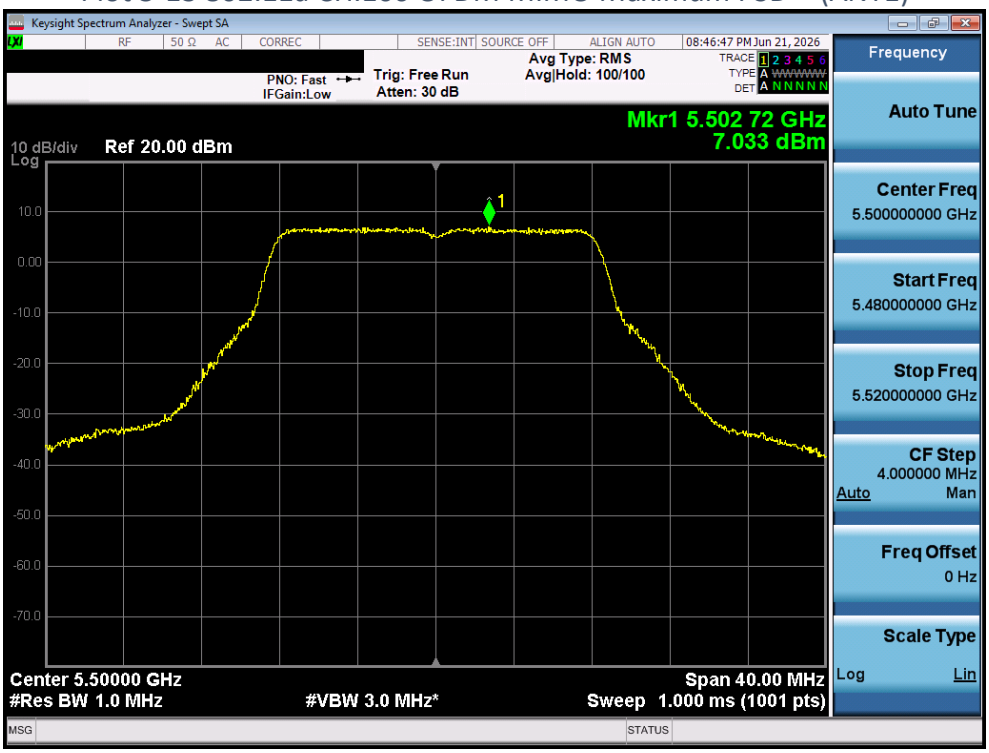

Plot 5-14 802.11a CH.100 OFDM MIMO Maximum PSD – (ANT2)

Plot 5-15 802.11a CH.120 OFDM MIMO Maximum PSD – (ANT1)

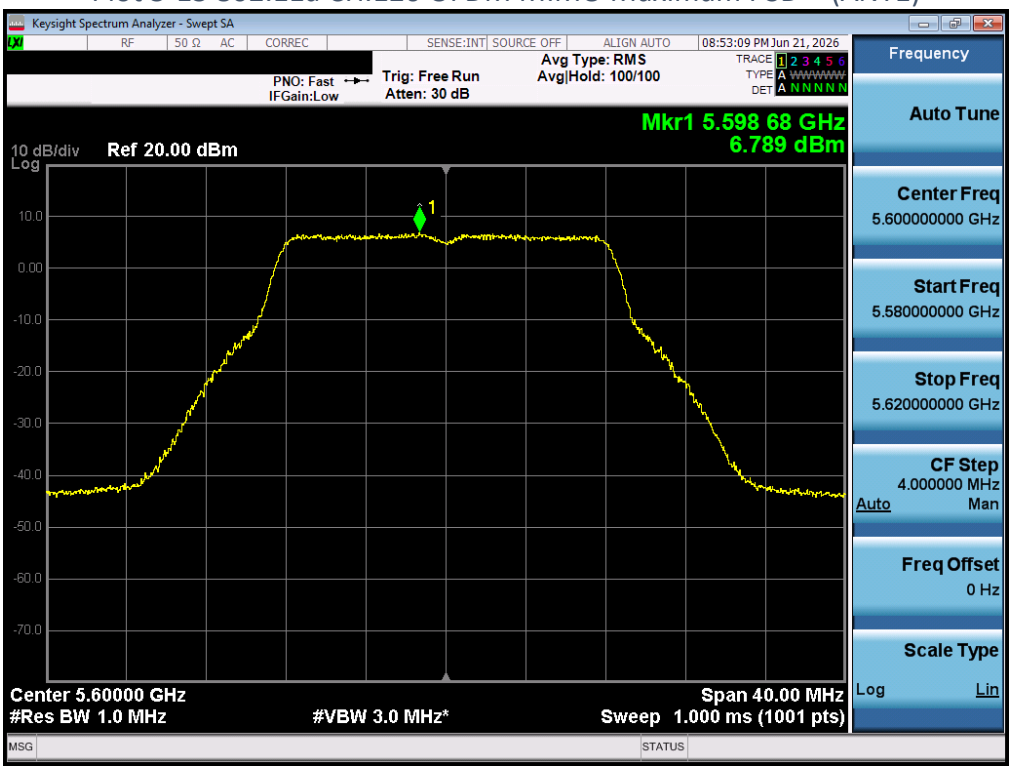

Plot 5-16 802.11a CH.120 OFDM MIMO Maximum PSD – (ANT2)

Plot 5-17 802.11a CH.144 OFDM MIMO Maximum PSD – (ANT1)

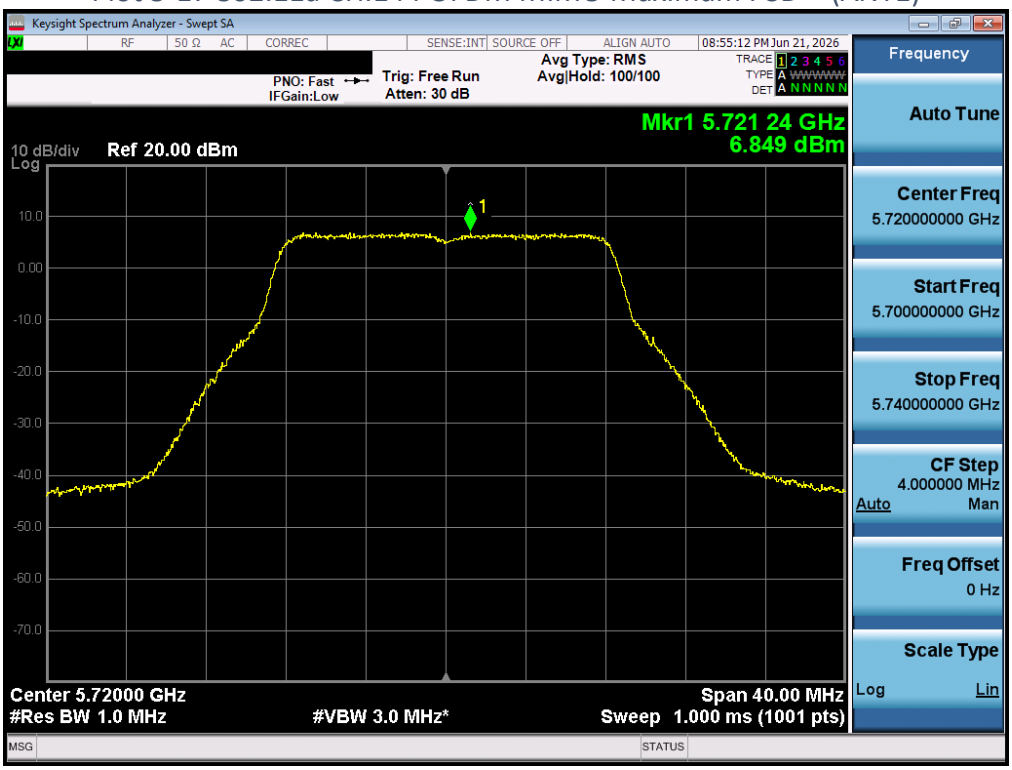

Plot 5-18 802.11a CH.144 OFDM MIMO Maximum PSD – (ANT2)

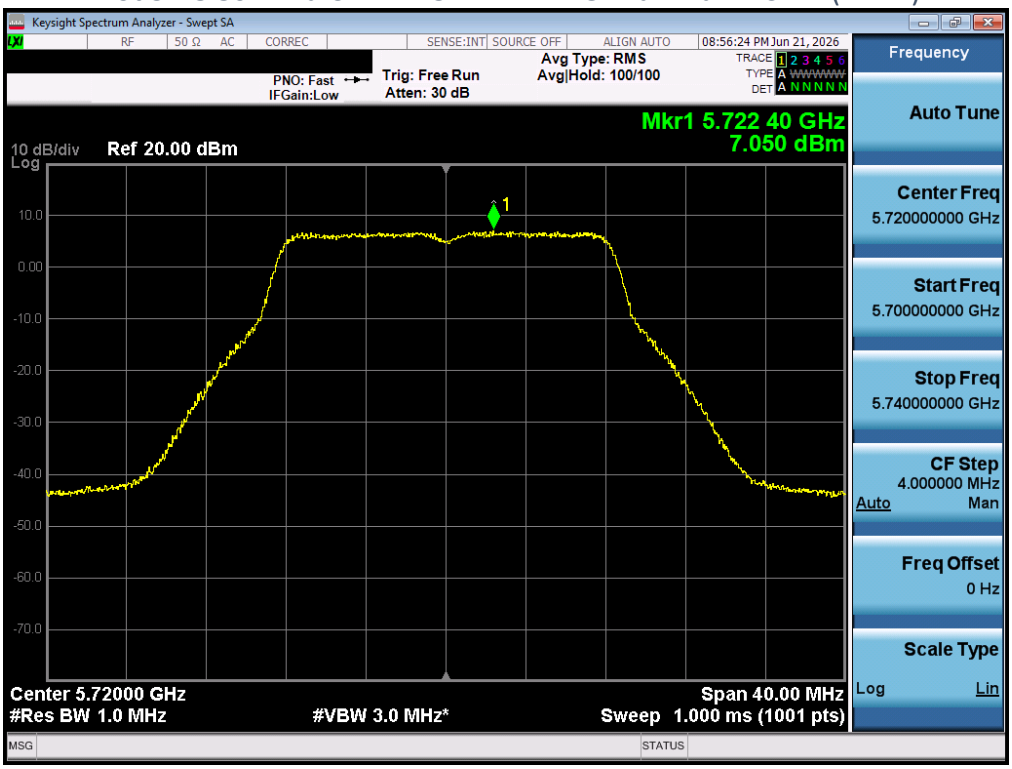

Plot 5-19 802.11a CH.149 OFDM MIMO Maximum PSD – (ANT1)

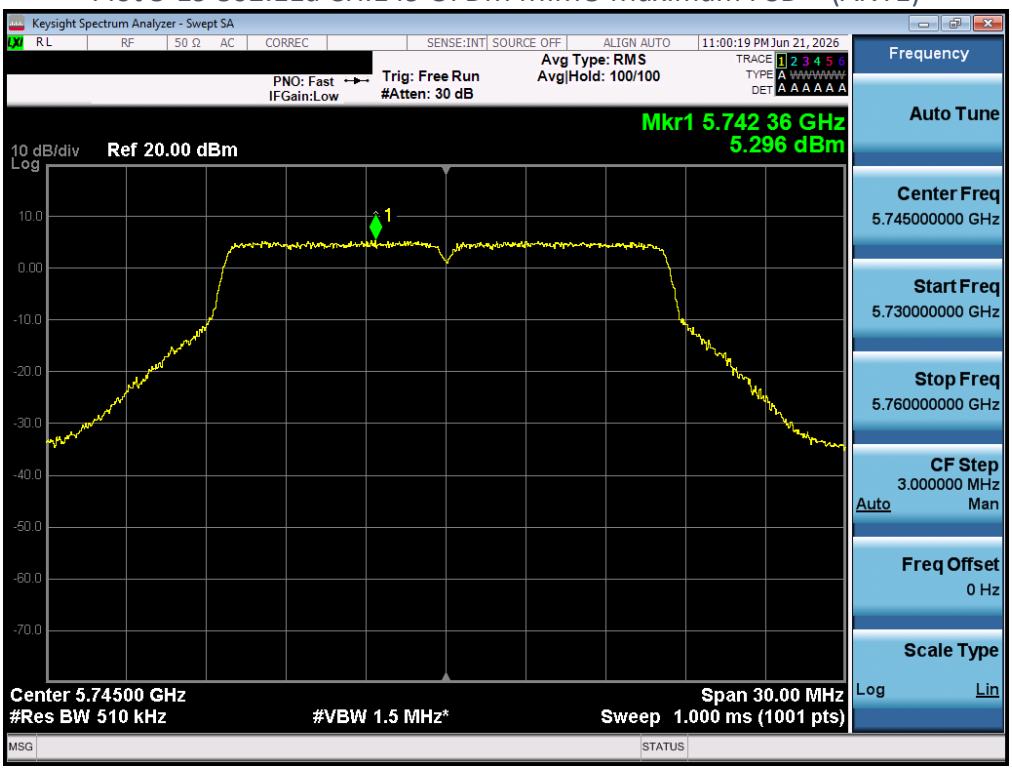

Plot 5-20 802.11a CH.149 OFDM MIMO Maximum PSD – (ANT2)

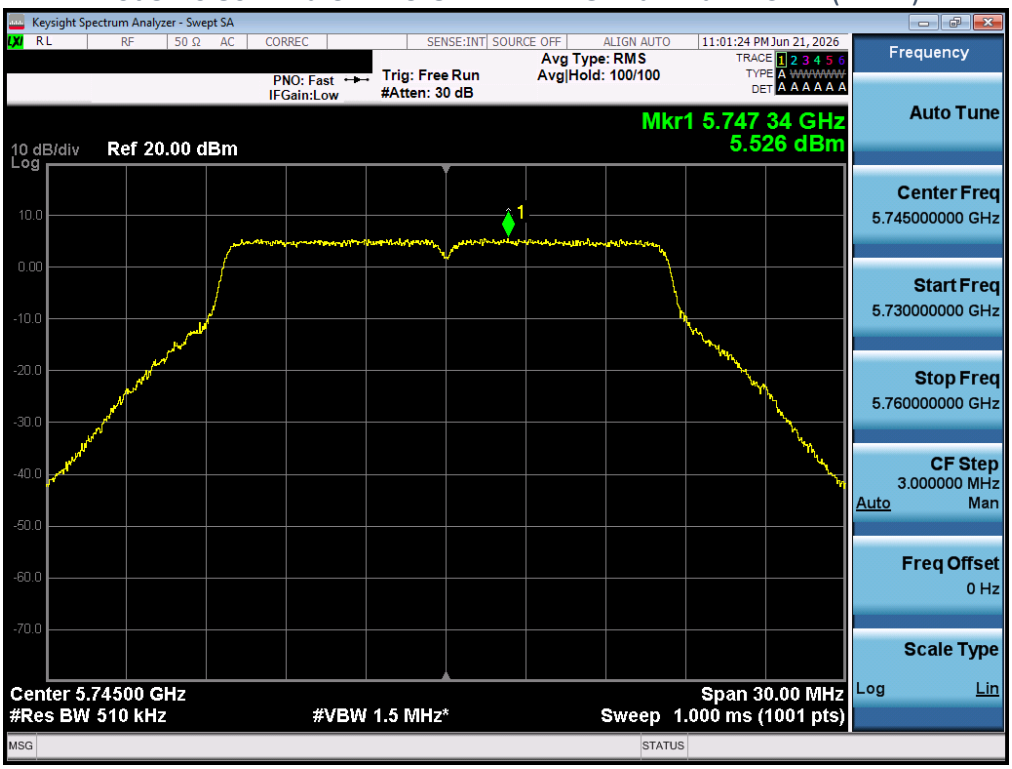

Plot 5-21 802.11a CH.157 OFDM MIMO Maximum PSD – (ANT1)

Plot 5-22 802.11a CH.157 OFDM MIMO Maximum PSD – (ANT2)

Plot 5-23 802.11a CH.165 OFDM MIMO Maximum PSD – (ANT1)

Plot 5-24 802.11a CH.165 OFDM MIMO Maximum PSD – (ANT2)

Plot 5-25 802.11a CH.169 OFDM MIMO Maximum PSD – (ANT1)

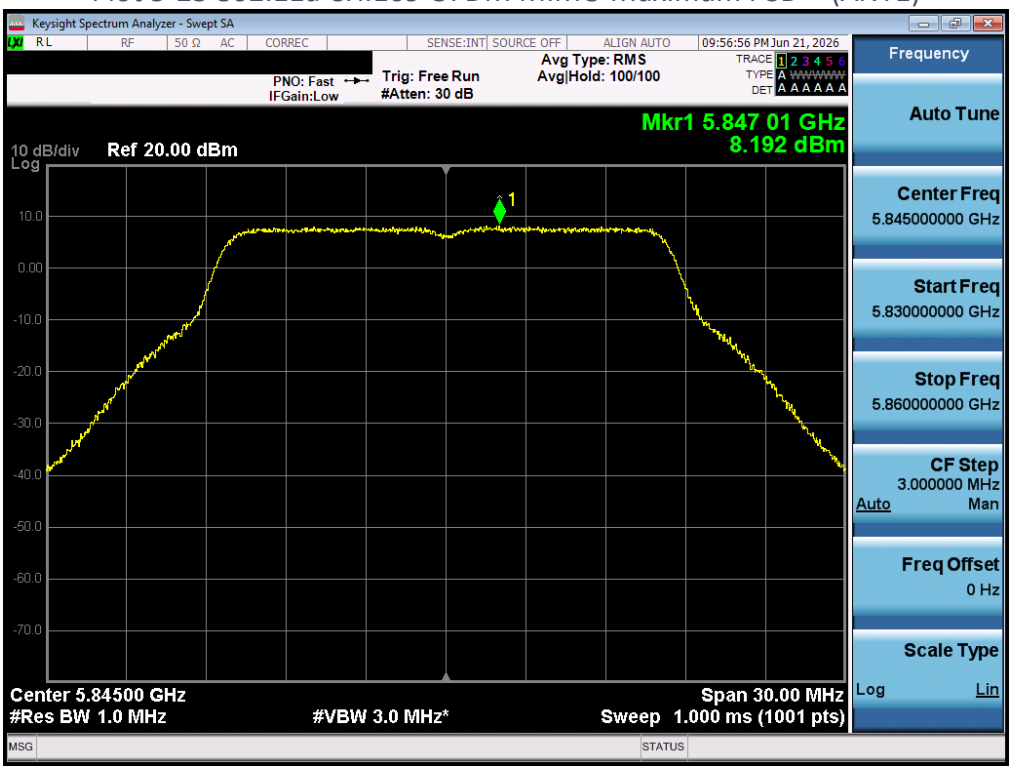

Plot 5-26 802.11a CH.169 OFDM MIMO Maximum PSD – (ANT2)

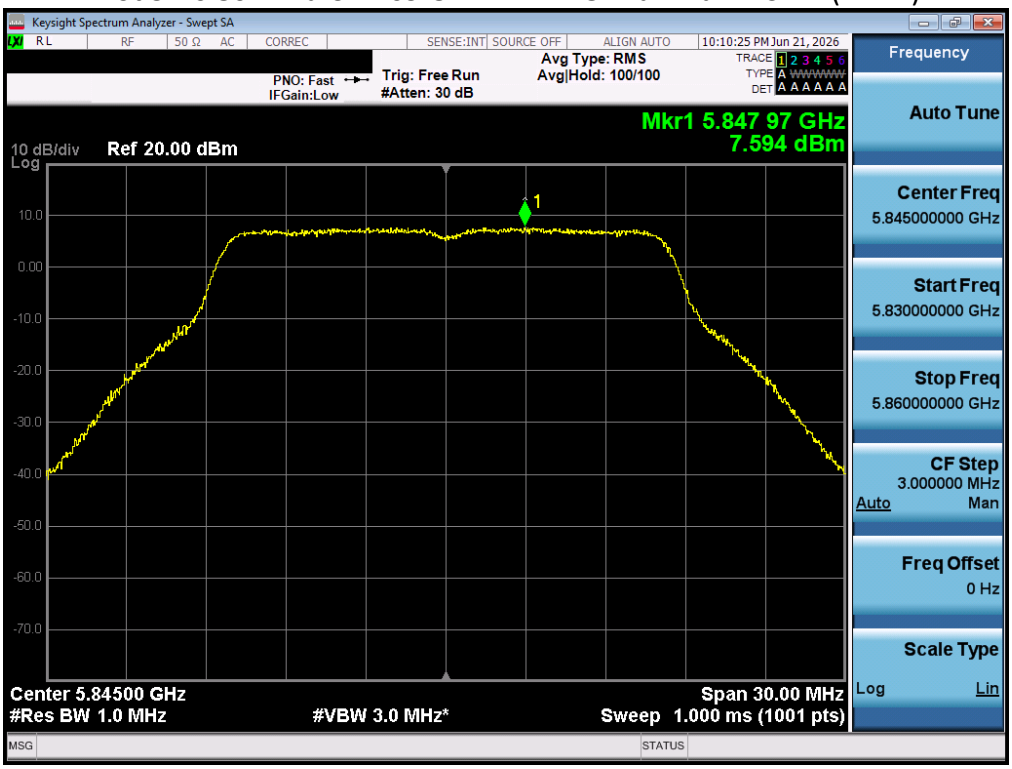

Plot 5-27 802.11a CH.173 OFDM MIMO Maximum PSD – (ANT1)

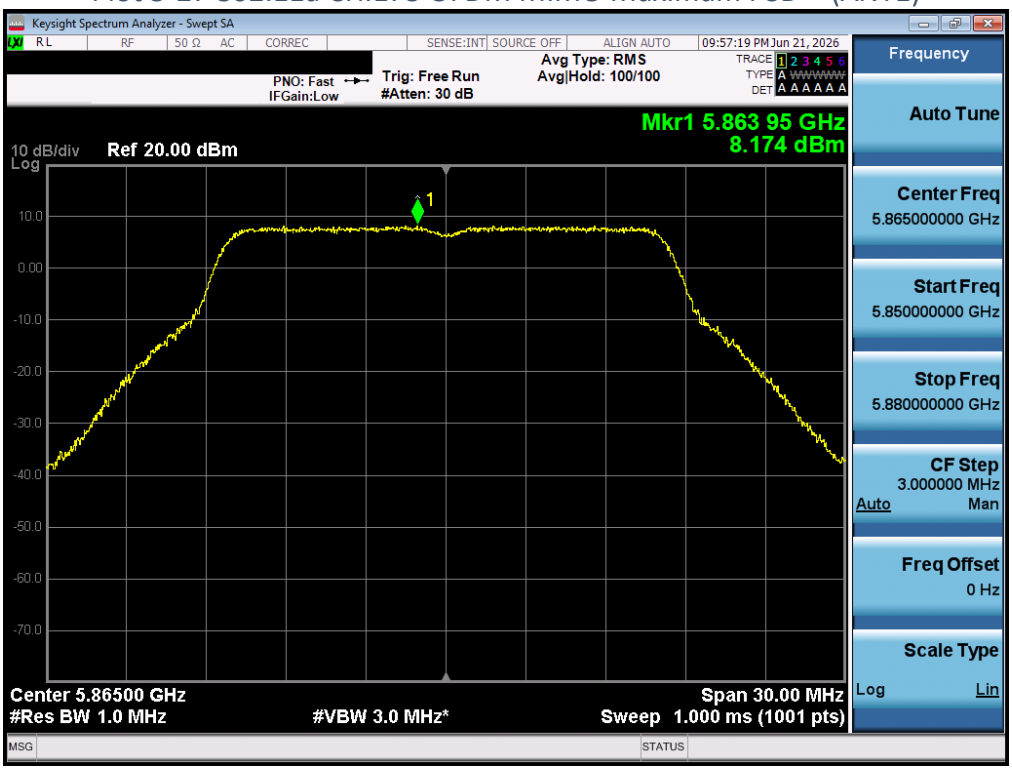

Plot 5-28 802.11a CH.173 OFDM MIMO Maximum PSD – (ANT2)

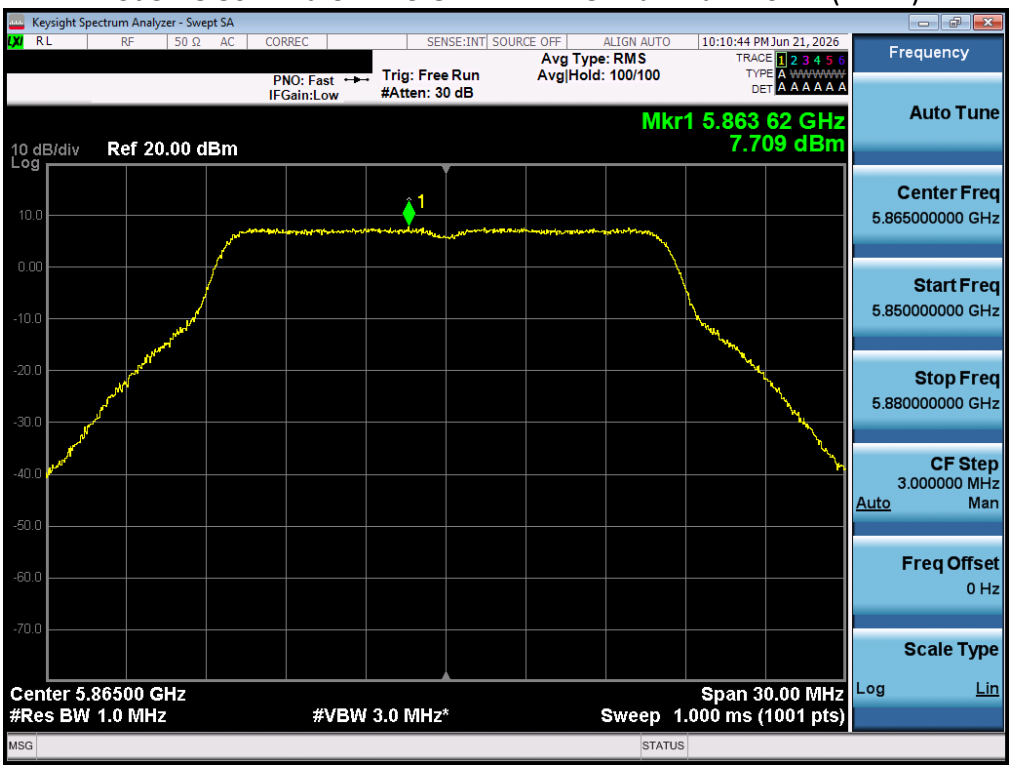

Plot 5-29 802.11a CH.177 OFDM MIMO Maximum PSD – (ANT1)

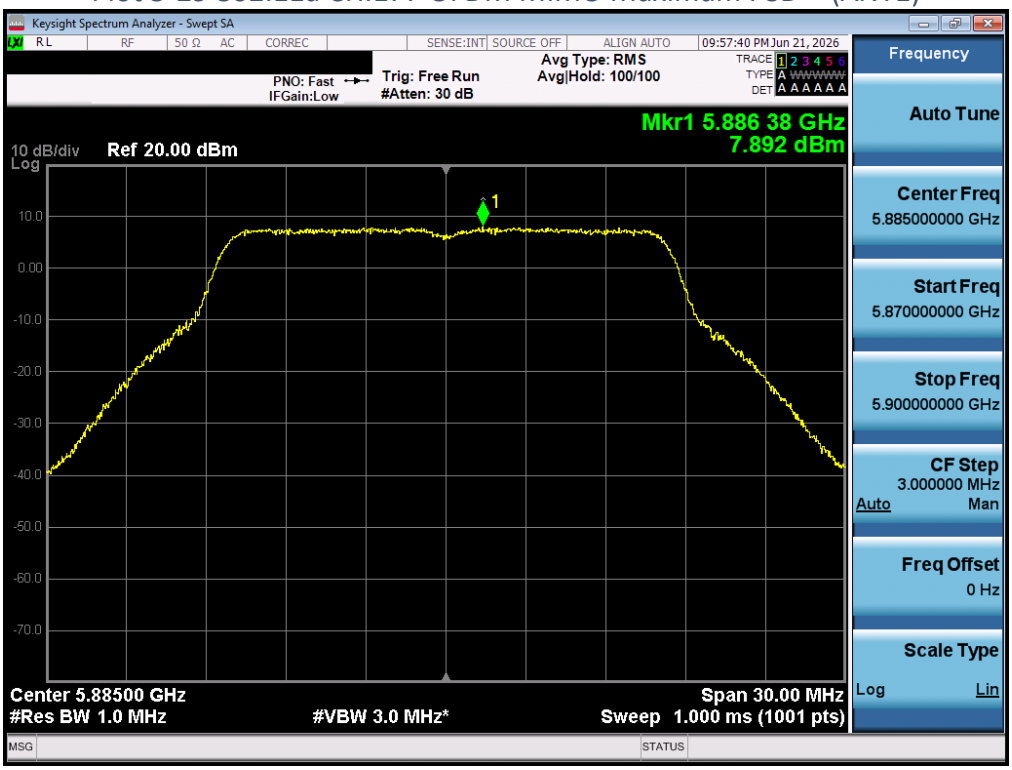

Plot 5-30 802.11a CH.177 OFDM MIMO Maximum PSD – (ANT2)

Plot 5-31 802.11ax20 CH.36 OFDMA MIMO 106Tone Maximum PSD - (Ant 1)

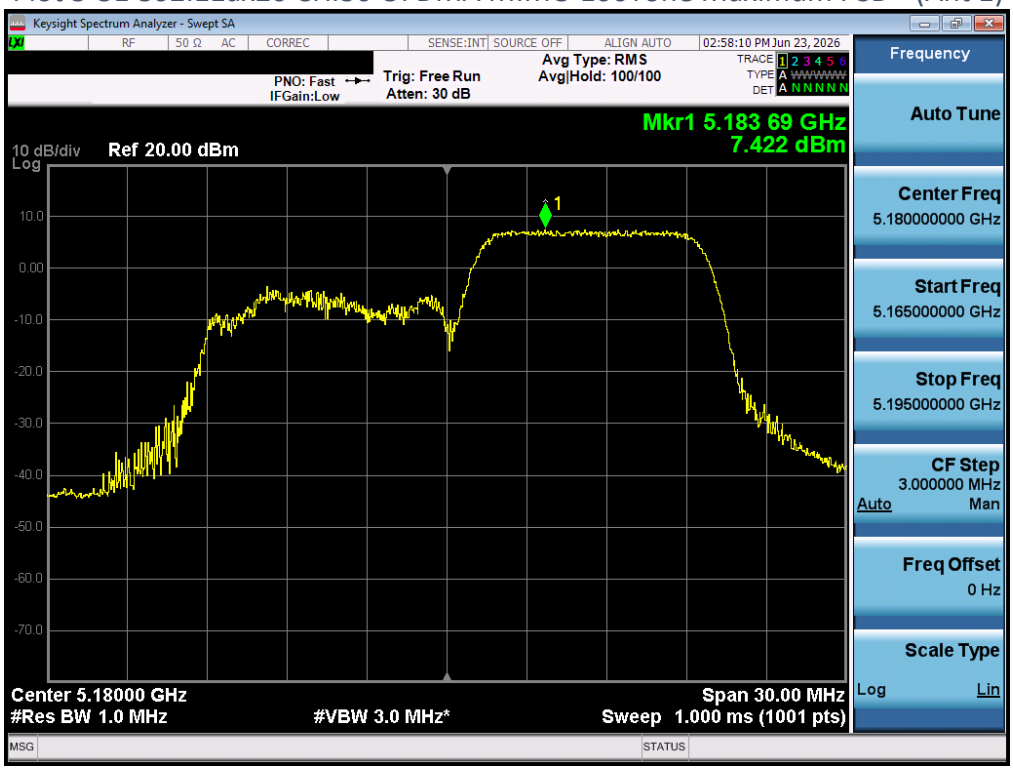

Plot 5-32 802.11ax20 CH.36 OFDMA MIMO 106Tone Maximum PSD - (Ant 2)

Plot 5-33 802.11ax20 CH.40 OFDMA MIMO 52Tone Maximum PSD - (Ant 1)

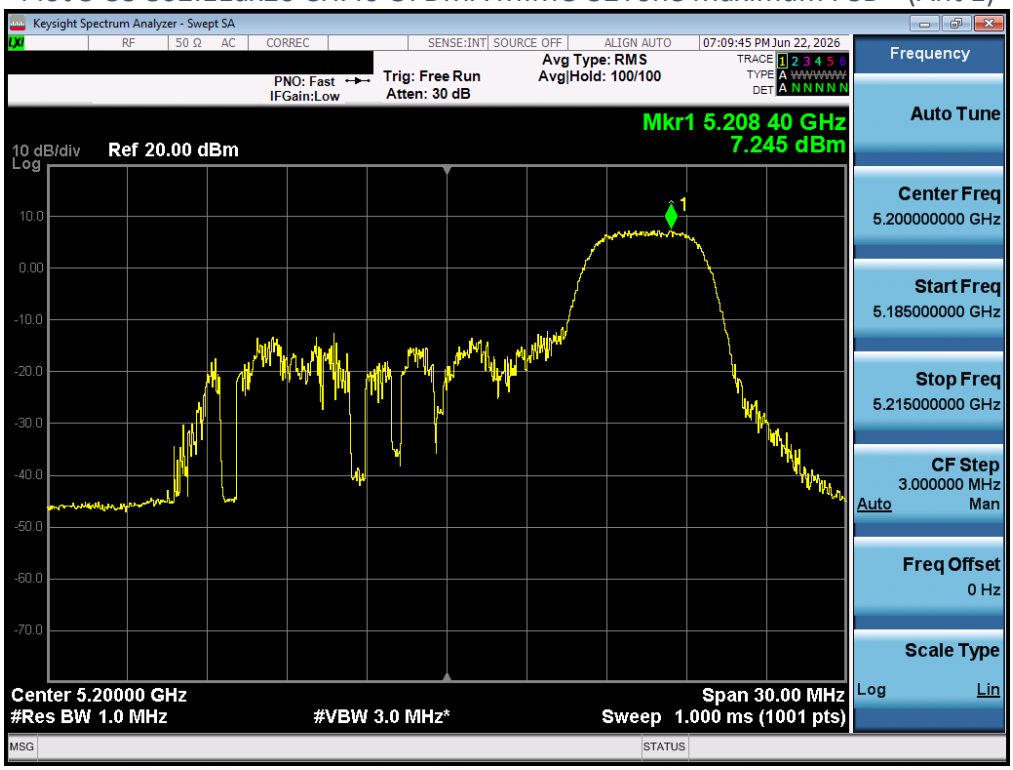

Plot 5-34 802.11ax20 CH.40 OFDMA MIMO 52Tone Maximum PSD - (Ant 2)

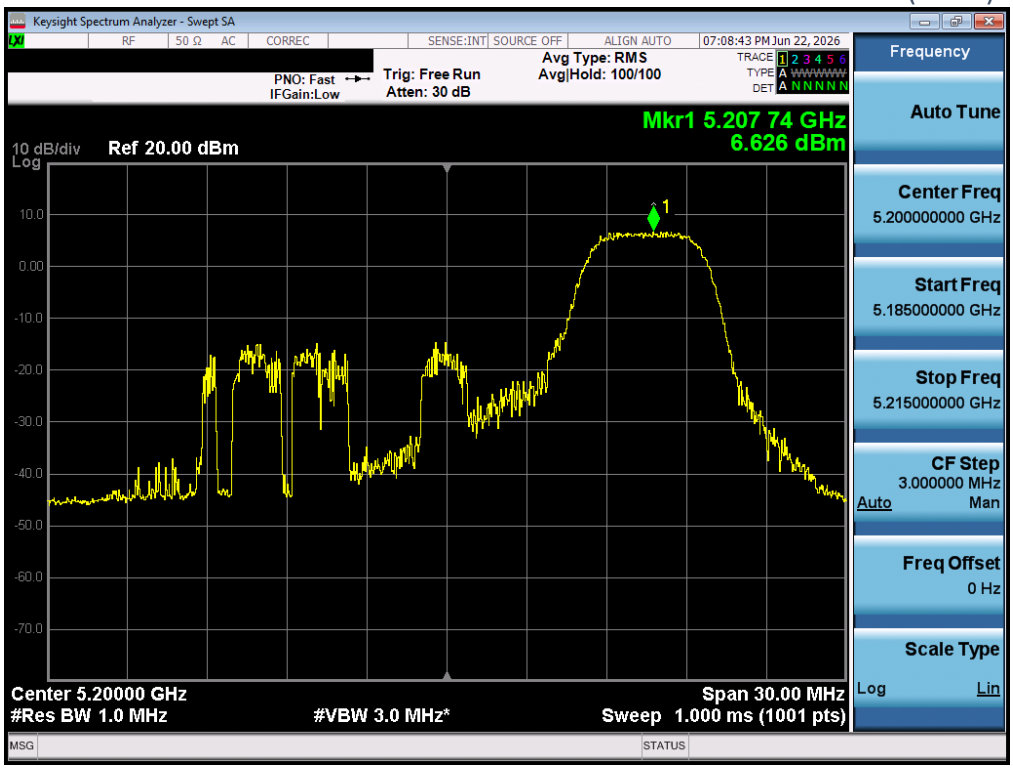

Plot 5-35 802.11ax20 CH.48 OFDMA MIMO 52Tone Maximum PSD - (Ant 1)

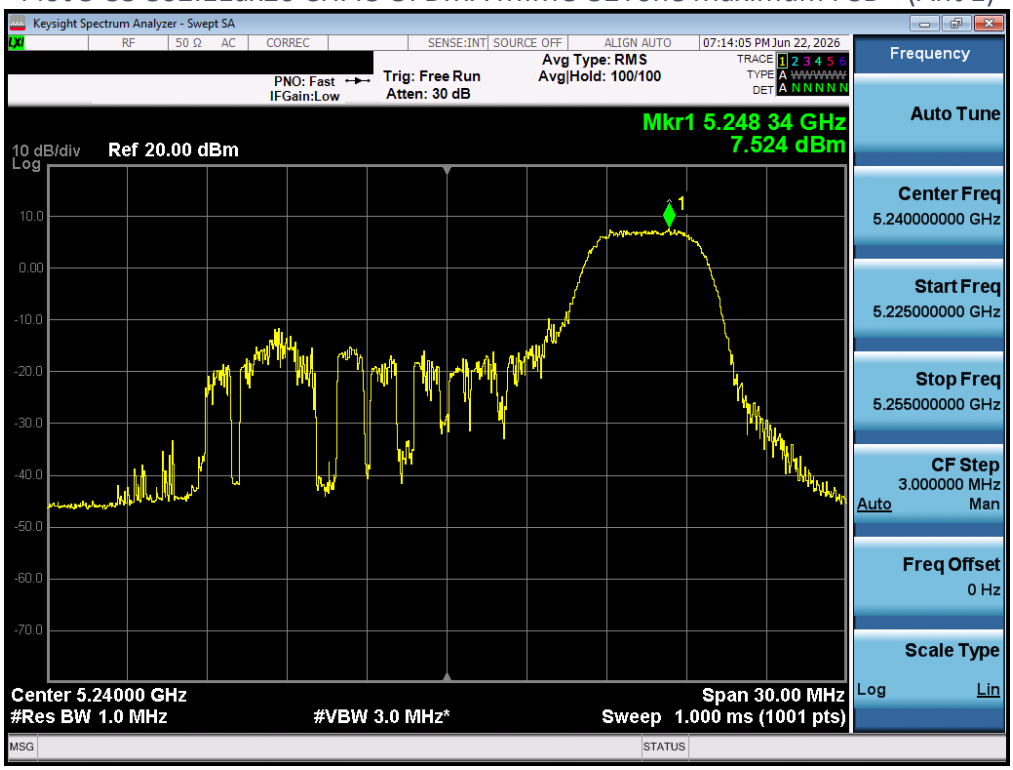

Plot 5-36 802.11ax20 CH.48 OFDMA MIMO 52Tone Maximum PSD - (Ant 2)

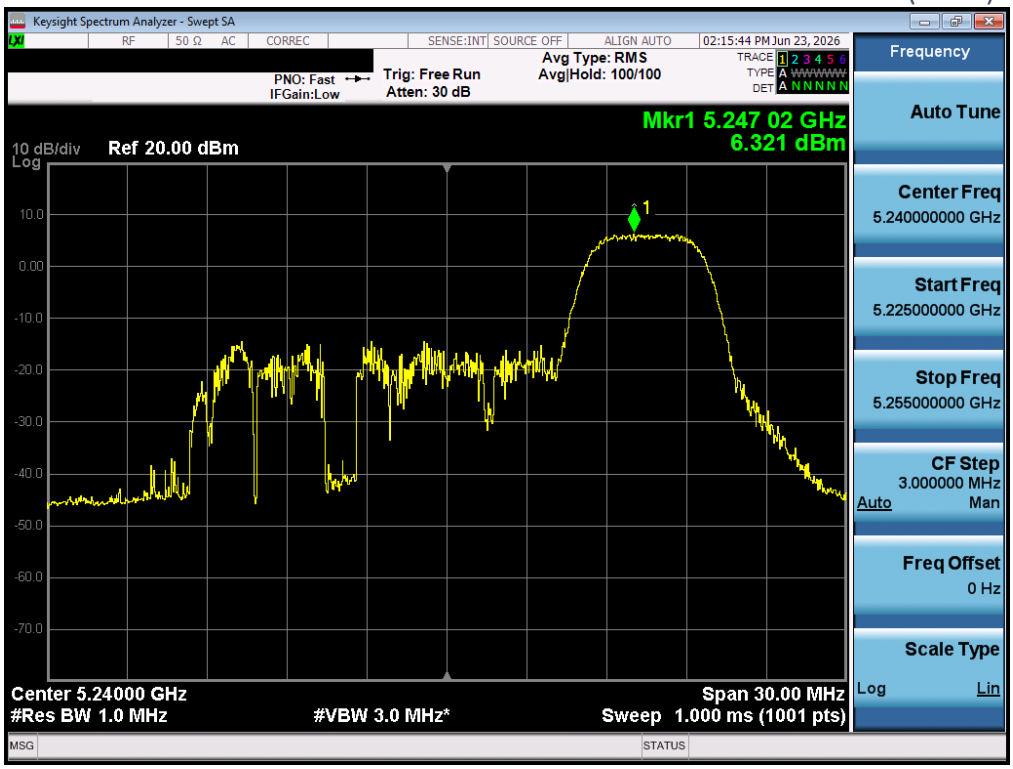

Plot 5-37 802.11ax20 CH.52 OFDMA MIMO 106Tone Maximum PSD - (Ant 1)

Plot 5-38 802.11ax20 CH.52 OFDMA MIMO 106Tone Maximum PSD - (Ant 2)

Plot 5-39 802.11ax20 CH.60 OFDMA MIMO 106Tone Maximum PSD - (Ant 1)

Plot 5-40 802.11ax20 CH.60 OFDMA MIMO 106Tone Maximum PSD - (Ant 2)

Plot 5-41 802.11ax20 CH.64 OFDMA MIMO 106Tone Maximum PSD - (Ant 1)

Plot 5-42 802.11ax20 CH.64 OFDMA MIMO 106Tone Maximum PSD - (Ant 2)

Plot 5-43 802.11ax20 CH.100 OFDMA MIMO 52Tone Maximum PSD - (Ant 1)

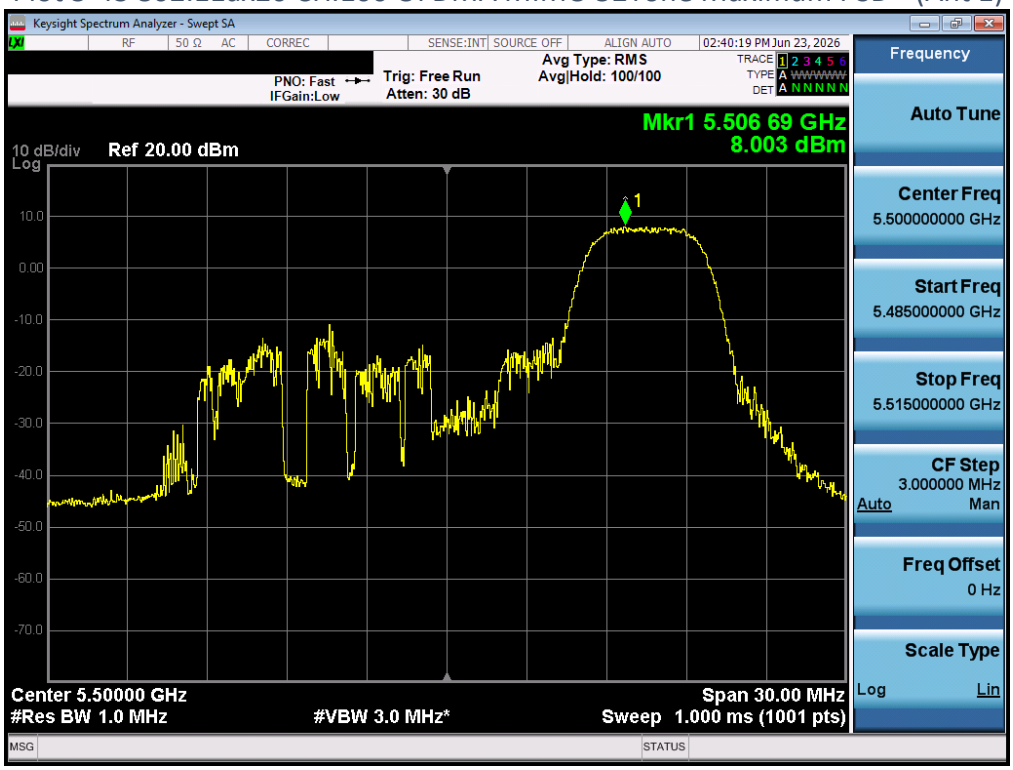

Plot 5-44 802.11ax20 CH.100 OFDMA MIMO 52Tone Maximum PSD - (Ant 2)

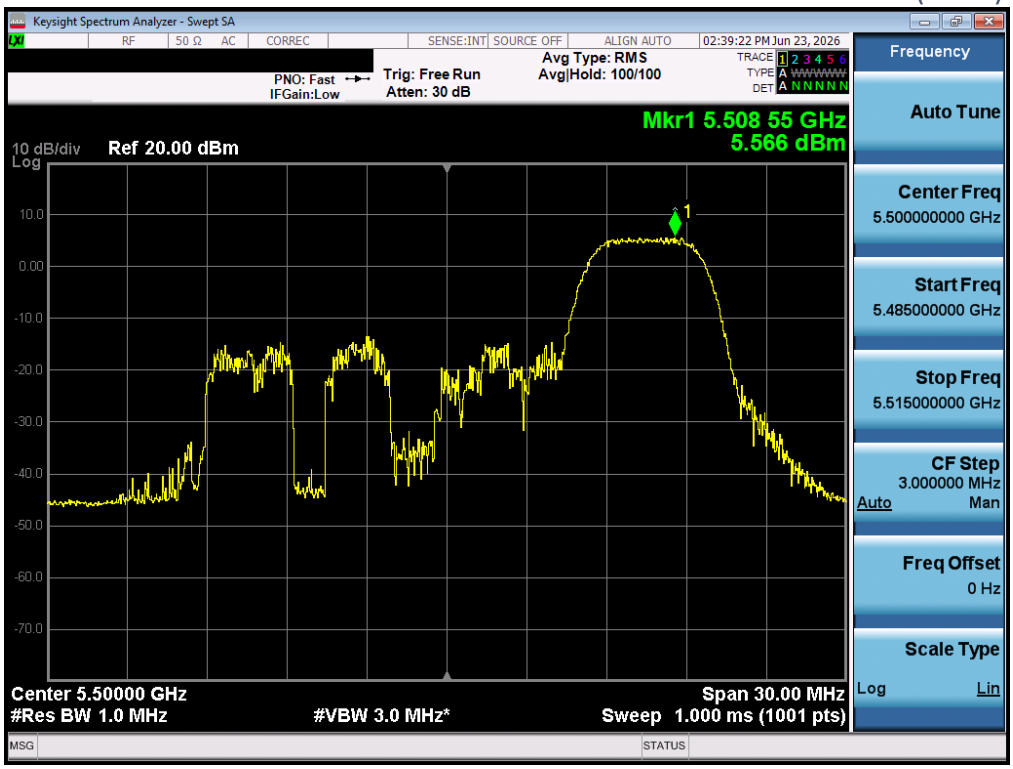

Plot 5-45 802.11ax20 CH.120 OFDMA MIMO 52Tone Maximum PSD - (Ant 1)

Plot 5-46 802.11ax20 CH.120 OFDMA MIMO 52Tone Maximum PSD - (Ant 2)

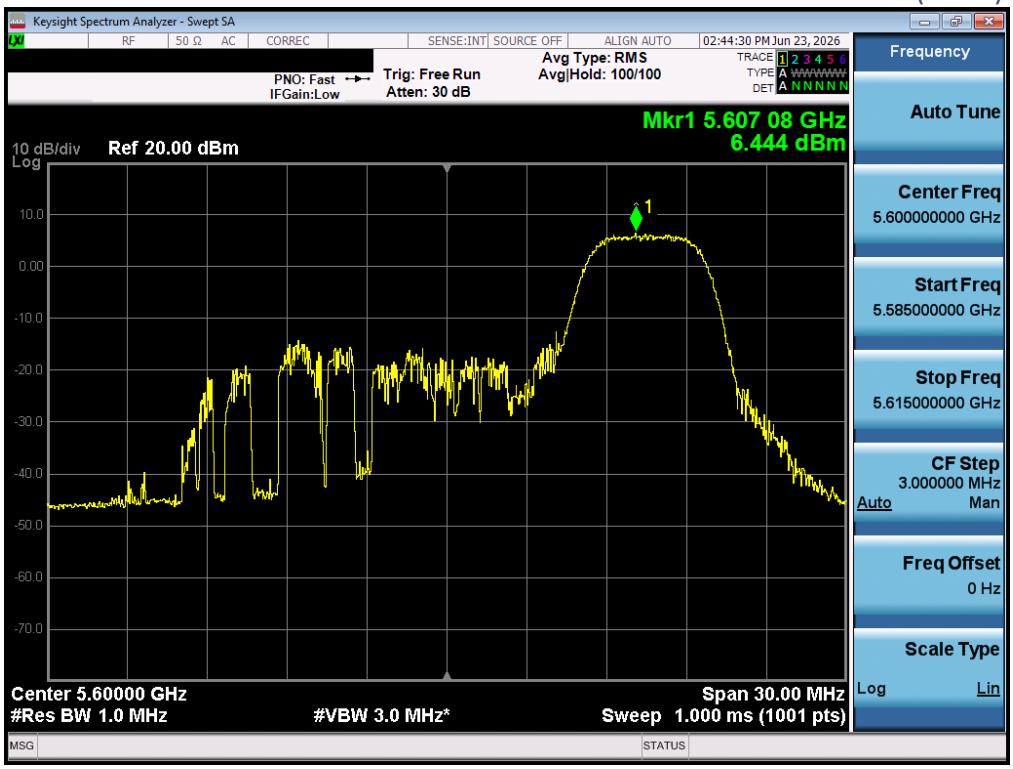

Plot 5-47 802.11ax20 CH.144 OFDMA MIMO 242Tone Maximum PSD - (Ant 1)

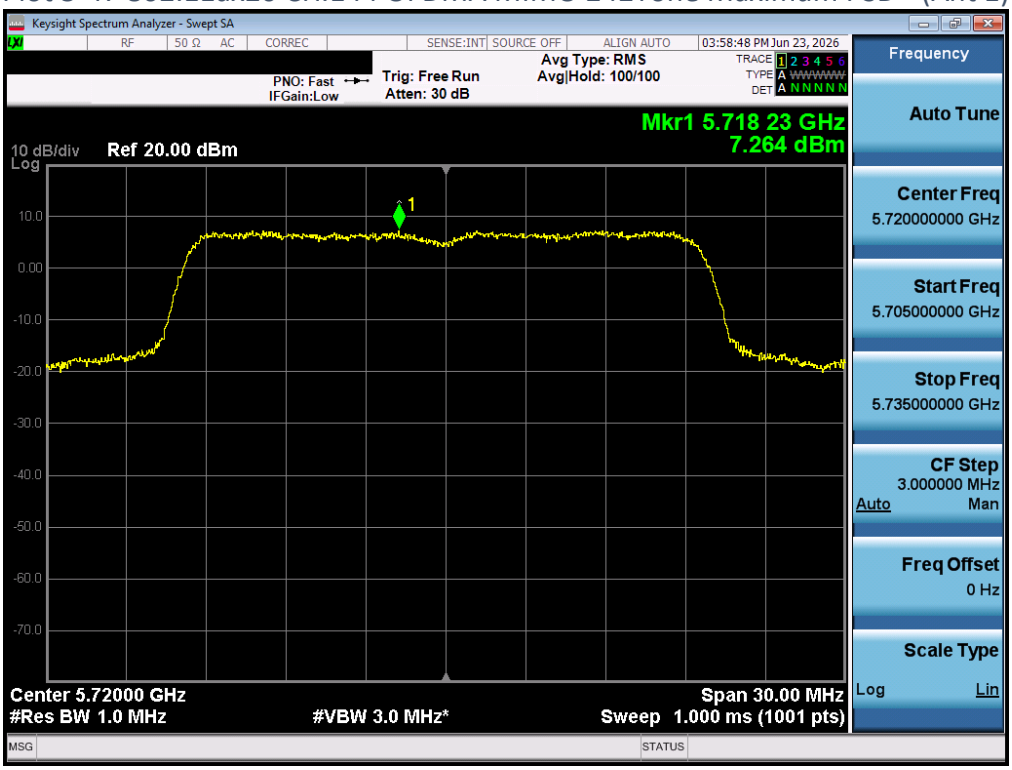

Plot 5-48 802.11ax20 CH.144 OFDMA MIMO 242Tone Maximum PSD - (Ant 2)

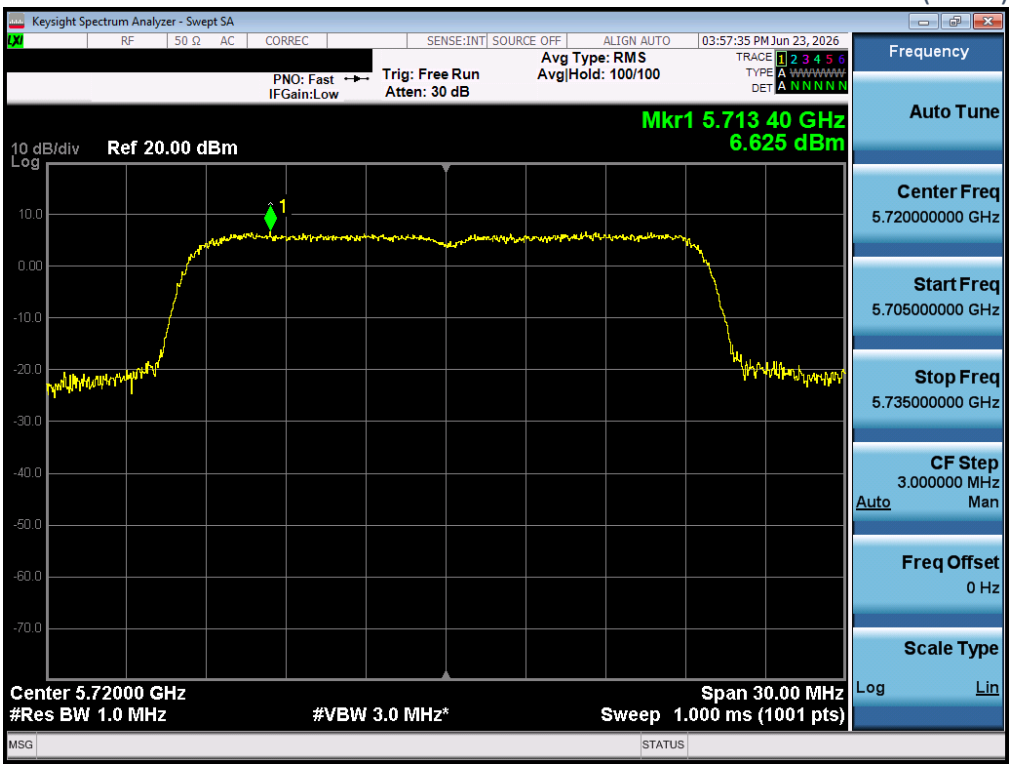

Plot 5-49 802.11ax20 CH.149 OFDMA MIMO 26Tone Maximum PSD - (Ant 1)

Plot 5-50 802.11ax20 CH.149 OFDMA MIMO 26Tone Maximum PSD - (Ant 2)

Plot 5-51 802.11ax20 CH.157 OFDMA MIMO 26Tone Maximum PSD - (Ant 1)

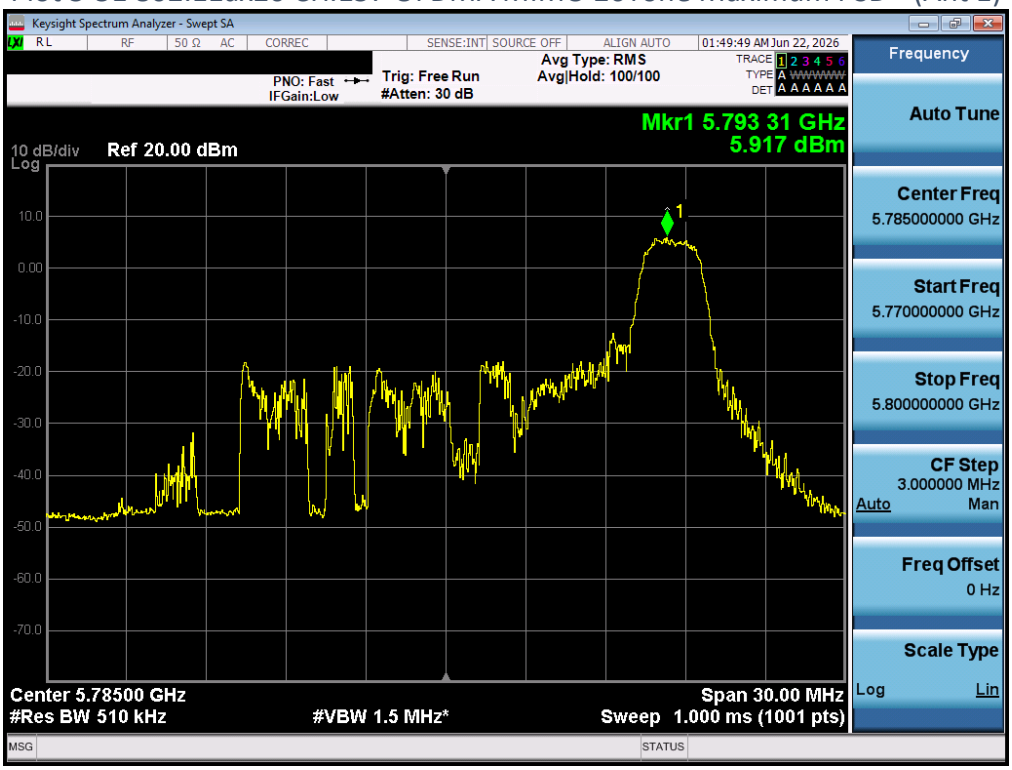

Plot 5-52 802.11ax20 CH.157 OFDMA MIMO 26Tone Maximum PSD - (Ant 2)

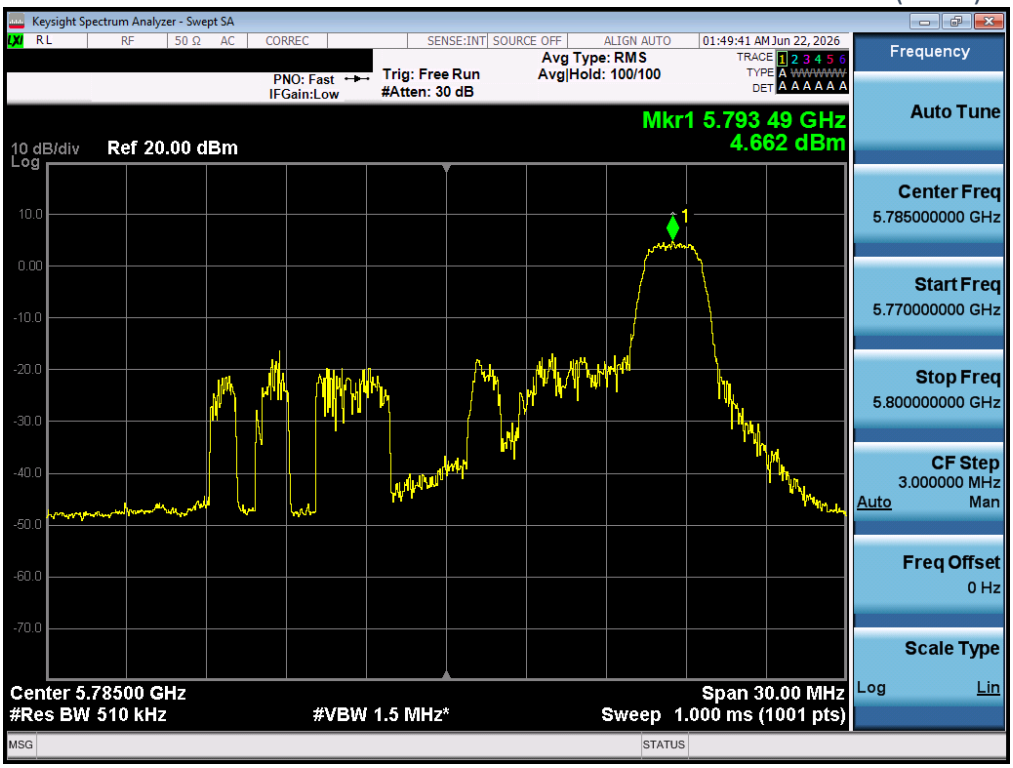

Plot 5-53 802.11ax20 CH.165 OFDMA MIMO 26Tone Maximum PSD - (Ant 1)

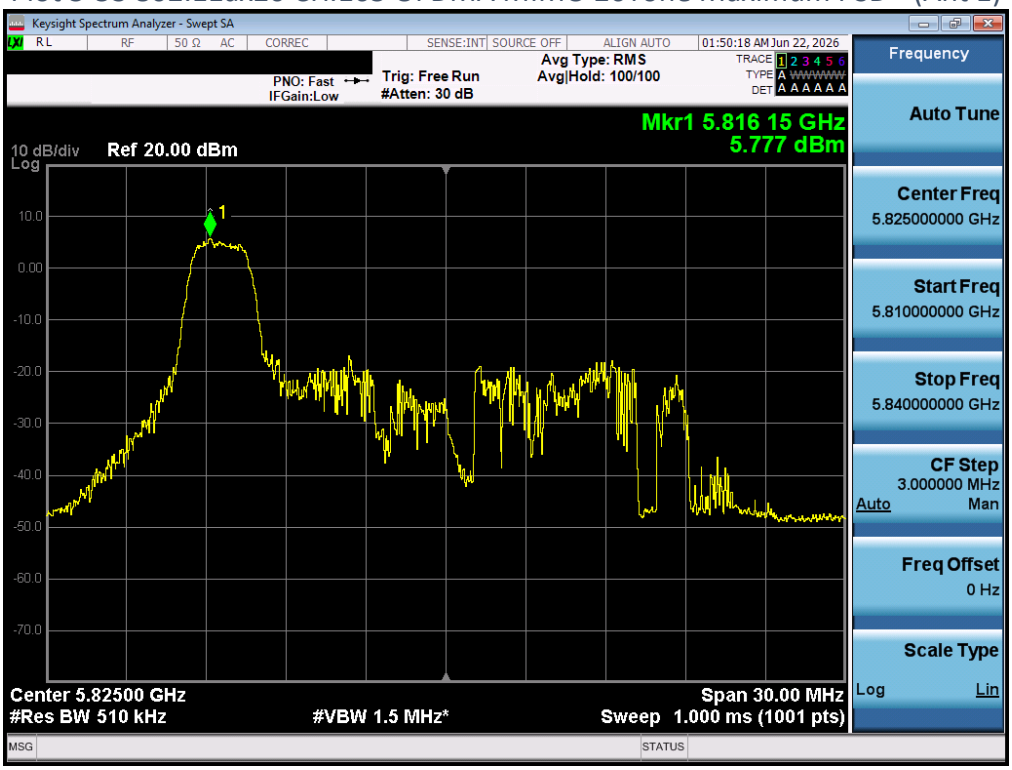

Plot 5-54 802.11ax20 CH.165 OFDMA MIMO 26Tone Maximum PSD - (Ant 2)

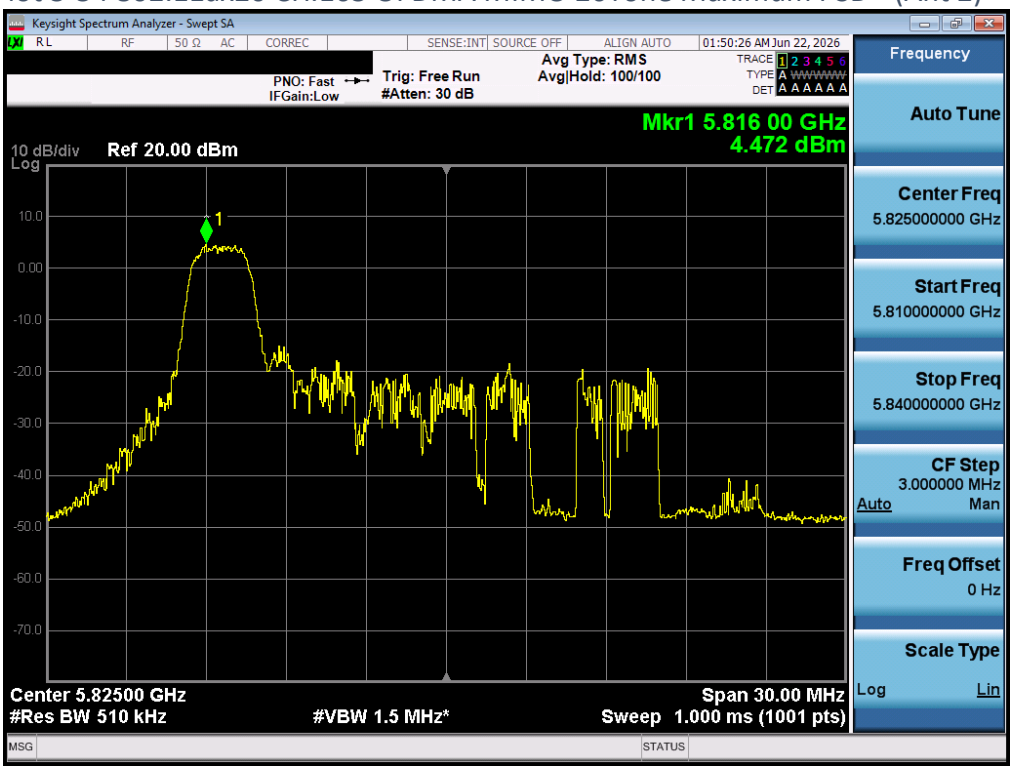

Plot 5-55 802.11ax20 CH.169 OFDMA MIMO 26Tone Maximum PSD - (Ant 1)

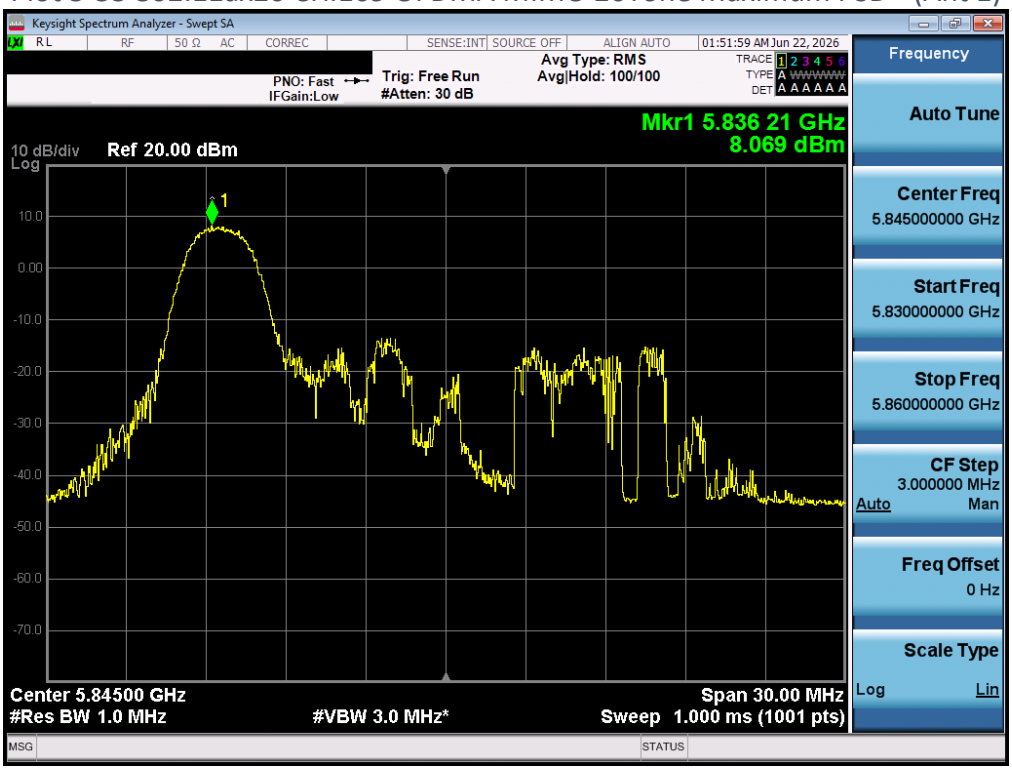

Plot 5-56 802.11ax20 CH.169 OFDMA MIMO 26Tone Maximum PSD - (Ant 2)

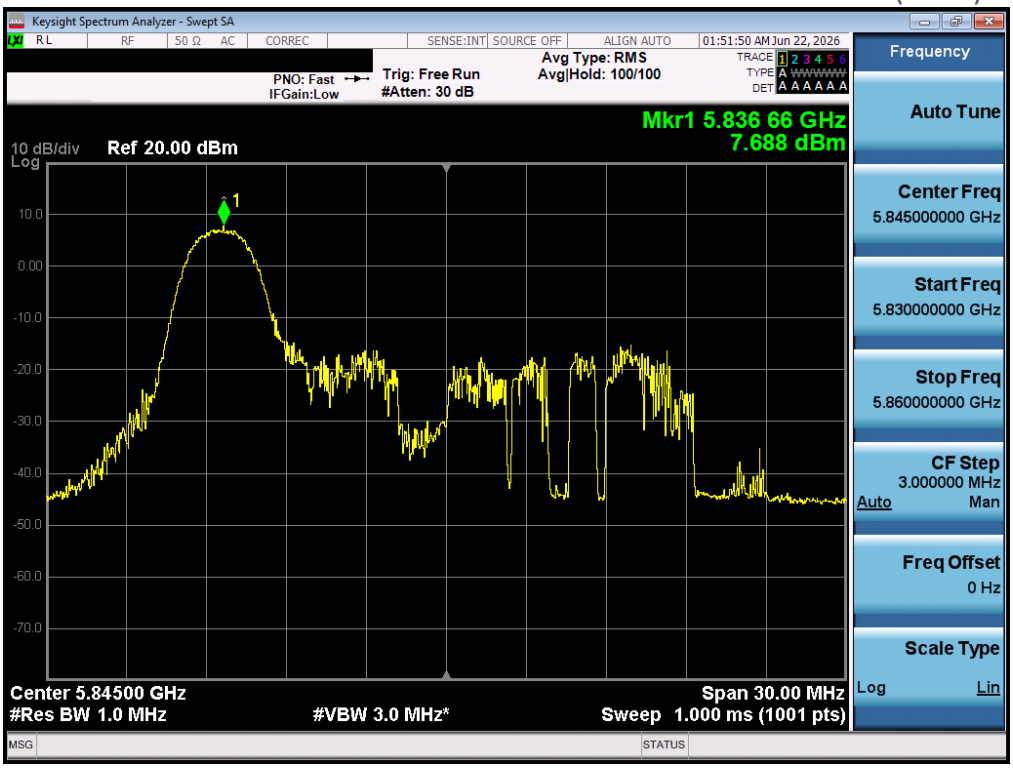

Plot 5-57 802.11ax20 CH.173 OFDMA MIMO 26Tone Maximum PSD - (Ant 1)

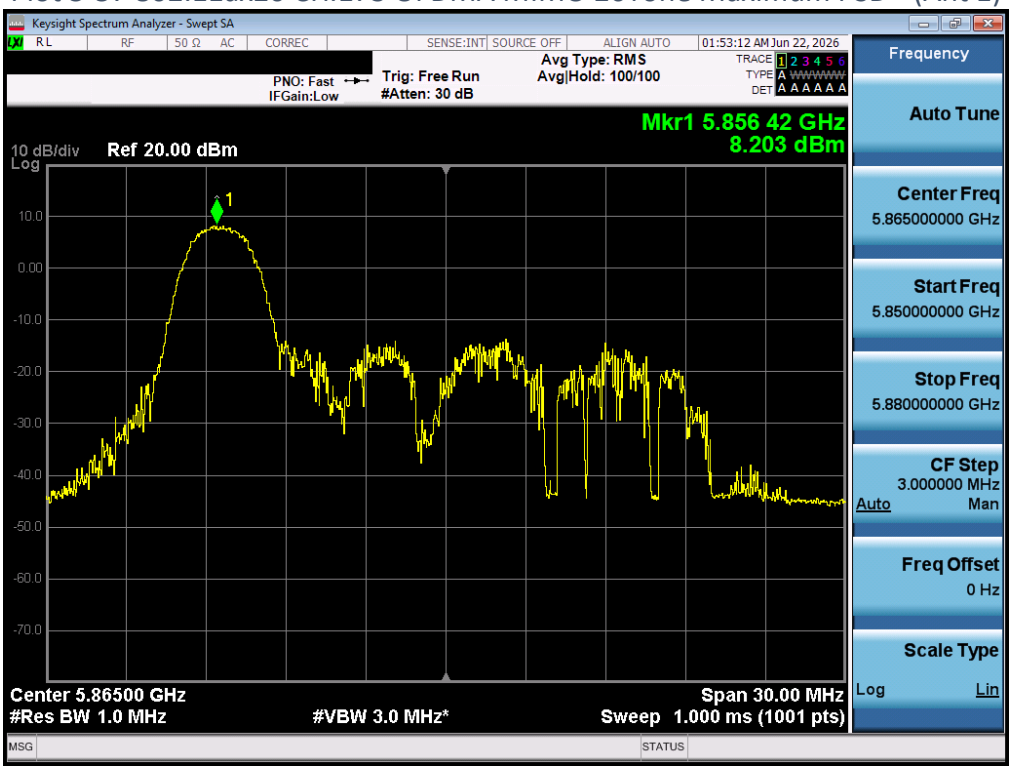

Plot 5-58 802.11ax20 CH.173 OFDMA MIMO 26Tone Maximum PSD - (Ant 2)

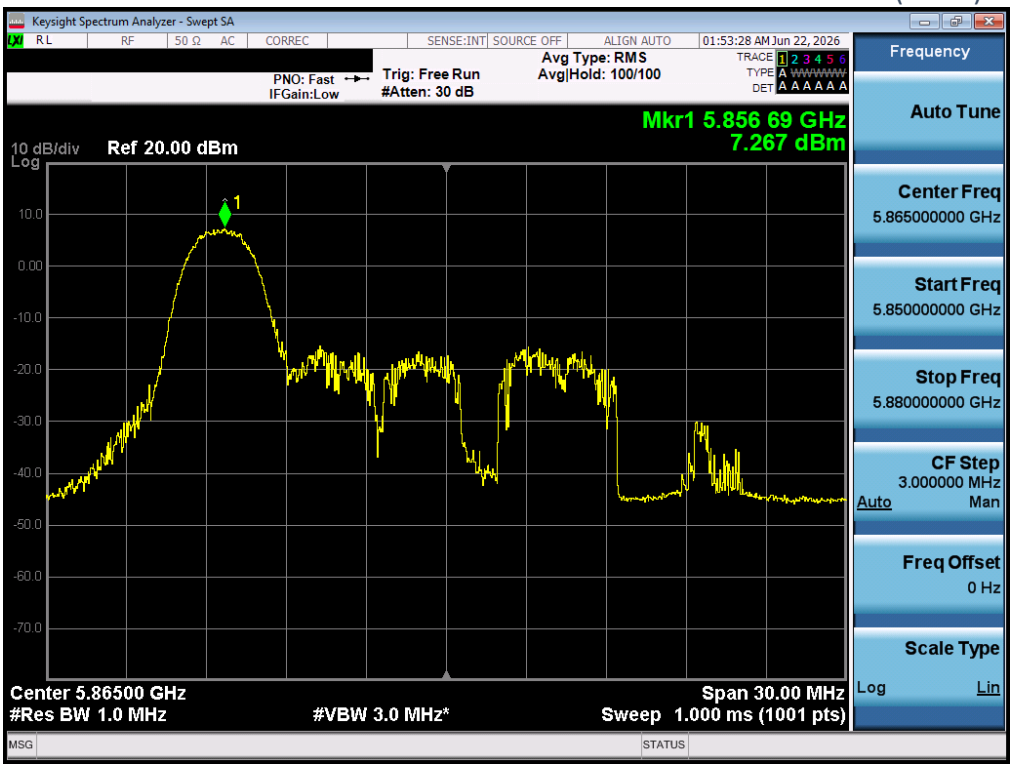

Plot 5-59 802.11ax20 CH.177 OFDMA MIMO 26Tone Maximum PSD - (Ant 1)

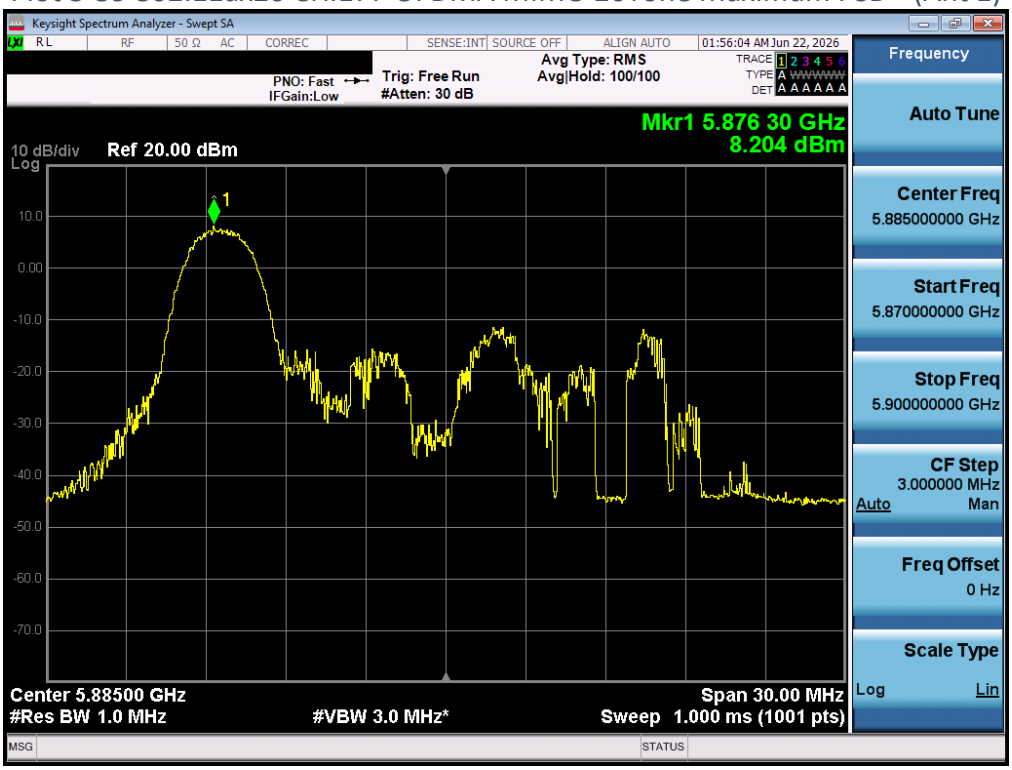

Plot 5-60 802.11ax20 CH.177 OFDMA MIMO 26Tone Maximum PSD - (Ant 2)

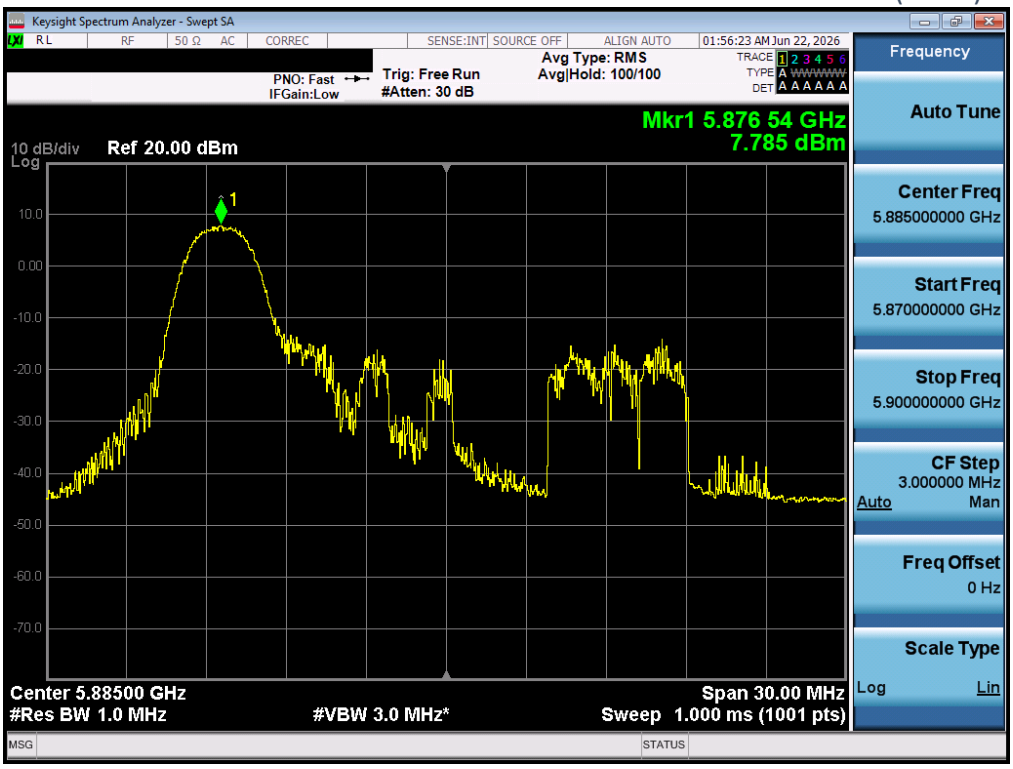

5.6. Occupied & Emission Bandwidth

5.6.1. Regulatory Limit

Part. 15.407(e)

Within the 5.725-5.850 GHz and 5.850-5.895 GHz bands, the minimum 6dB Bandwidth of U-NII devices shall be at least 500 kHz.

RSS-Gen - Section 6.7

Occupied bandwidth (or 99% emission bandwidth) and x dB bandwidth
In some cases, the “x dB bandwidth” is required, which is defined as the frequency range between two points, one at the lowest frequency below and one at the highest frequency above the carrier frequency, at which the maximum power level of the transmitted emission is attenuated x dB below the maximum in-band power level of the modulated signal, where the two points are on the outskirts of the in-band emission.

RSS-247 - Section 7.3

For equipment operating in the band 5725-5850 MHz & 5850-5895 MHz, the 6dB Bandwidth shall be at least 500 kHz.

5.6.2. Test Method

ANSI C63.10-2020, clause 12.5

5.6.3. Test Procedure – 26dB bandwidth

The procedure for this method is as follows:

a) RBW = shall be in the range of 1 % ~ 5 % of the emission bandwidth.
b) VBW > RBW
c) Detector = Peak
d) Trace mode = Max-Hold
e) Measure the maximum width of the emission that is 26 dB down from the peak of the emission. Compare this with the RBW setting of the instrument. Readjust RBW and repeat measurement as needed until the RBW/EBW ratio is in the range of 1% to 5%.

5.6.4. Test Procedure – 6dB bandwidth for the band 5.725 GHz to 5.85 GHz

The procedure for this method is as follows:

f) RBW = 100 kHz
g) VBW > [3 x RBW]
h) Detector = Peak
i) Sweep time = Auto (Coupled) or sufficient to investigate
j) Trace mode = Max-Hold
Measure the maximum width of the emission that is constrained by the frequencies associated with the two outermost amplitude points (upper and lower frequencies) that are attenuated by 6 dB relative to the maximum level measured in the fundamental emission.

5.6.5. Test Procedure – Occupied bandwidth

The procedure for this method is as follows:

a) Set center frequency to the nominal EUT channel center frequency.
b) Set SPAN = 1.5 times to 5.0 times the OBW.
c) Set RBW = 1% to 5% of the OBW
d) VBW > [3 x RBW]
e) Detector = Peak
f) Trace mode = Max-Hold

Test Note

✓ The automatic bandwidth measurement function of the spectrum analyzer was used.

5.6.6. Test Results

Table 5-18 OFDM OBW and 26dB Bandwidth – BW 20

Mode	Band	freq. [MHz]	CH. [No.]	26dB Bandwidth [MHz]		Occupied Bandwidth [MHz]	
				Ant1	Ant2	Ant1	Ant2
802.11 a	UNII-1	5180	36	23.56	23.91	17.43	17.43
		5200	40	23.69	23.75	17.46	17.45
		5240	48	23.93	23.49	17.41	17.50
	UNII-2A	5260	52	23.31	23.58	17.44	17.62
		5300	60	23.65	24.05	17.57	17.49
		5320	64	23.75	23.82	17.46	17.53
	UNII-2C	5500	100	23.38	23.48	17.47	17.49
		5600	120	23.82	23.82	17.53	17.39
		5720	144	23.70	23.68	17.49	17.54
802.11n (HT20)	UNII-1	5180	36	24.07	23.67	18.48	18.38
		5200	40	23.77	23.60	18.44	18.47
		5240	48	23.53	23.63	18.46	18.45
	UNII-2A	5260	52	23.46	23.38	18.46	18.48
		5300	60	23.54	23.98	18.46	18.39
		5320	64	23.50	23.67	18.49	18.45
	UNII-2C	5500	100	23.78	23.61	18.41	18.45
		5600	120	23.78	24.09	18.39	18.42
		5720	144	23.74	23.31	18.41	18.38
802.11ac (VHT20)	UNII-1	5180	36	23.68	23.58	18.48	18.39
		5200	40	23.61	23.66	18.38	18.44
		5240	48	23.76	23.42	18.37	18.42
	UNII-2A	5260	52	23.55	23.90	18.50	18.52
		5300	60	23.75	23.65	18.45	18.43
		5320	64	23.70	23.67	18.45	18.44
	UNII-2C	5500	100	24.39	23.72	18.44	18.40
		5600	120	23.60	24.16	18.35	18.38
		5720	144	23.95	23.89	18.48	18.53
802.11ax (HE20)	UNII-1	5180	36	23.57	23.47	19.26	19.26
		5200	40	22.64	22.67	19.29	19.35
		5240	48	23.14	23.14	19.30	19.23
	UNII-2A	5260	52	22.63	23.36	19.31	19.38
		5300	60	23.52	23.58	19.26	19.25
		5320	64	23.44	22.59	19.32	19.27
	UNII-2C	5500	100	22.92	22.85	19.29	19.27
		5600	120	22.50	22.91	19.30	19.25
		5720	144	22.96	23.26	19.26	19.25

Table 5-19 OFDM OBW and 26dB Bandwidth – BW 40

Mode	Band	freq. [MHz]	CH. [No.]	26dB Bandwidth [MHz]		Occupied Bandwidth [MHz]	
				Ant1	Ant2	Ant1	Ant2
802.11n (HT40)	UNII-1	5190	38	43.36	45.73	36.94	36.86
		5230	46	45.88	45.78	36.94	36.85
	UNII-2A	5270	54	45.64	46.74	37.06	36.90
		5310	62	45.52	45.85	36.91	37.05
	UNII-2C	5510	102	46.17	46.18	36.97	37.04
		5590	118	46.35	46.01	36.89	36.95
		5710	142	45.85	46.10	36.90	37.02
802.11ac (VHT40)	UNII-1	5190	38	46.02	45.57	36.84	36.89
		5230	46	45.49	45.46	36.79	36.87
	UNII-2A	5270	54	44.61	46.07	36.98	36.79
		5310	62	46.05	44.99	36.84	36.93
	UNII-2C	5510	102	47.12	45.69	36.93	36.93
		5590	118	46.21	45.11	36.81	36.88
		5710	142	44.73	45.64	36.92	37.15
802.11ax (HE40)	UNII-1	5190	38	45.29	43.68	38.19	38.30
		5230	46	44.89	44.82	38.37	38.19
	UNII-2A	5270	54	44.64	44.64	38.26	38.31
		5310	62	43.65	45.74	38.25	38.24
	UNII-2C	5510	102	44.28	45.19	38.26	38.24
		5590	118	43.95	44.24	38.35	38.27
		5710	142	45.32	43.95	38.41	38.21

Table 5-20 OFDM OBW and 26dB Bandwidth – BW 80

Mode	Band	freq. [MHz]	CH. [No.]	26dB Bandwidth [MHz]		Occupied Bandwidth [MHz]	
				Ant1	Ant2	Ant1	Ant2
802.11ac (VHT80)	UNII-1	5210	42	91.77	93.42	77.14	77.30
	UNII-2A	5290	58	94.61	95.61	77.35	77.27
	UNII-2C	5530	106	92.02	92.88	77.26	77.50
		5610	122	92.91	92.96	77.14	77.39
		5690	138	94.32	93.64	77.38	77.21
802.11ax (HE80)	UNII-1	5210	42	92.75	92.14	78.27	78.55
	UNII-2A	5290	58	89.74	92.22	78.47	78.30
	UNII-2C	5530	106	89.98	89.55	78.23	78.35
		5610	122	89.92	88.52	78.27	78.37
		5690	138	89.83	91.98	78.39	78.31

Table 5-21 OFDM OBW and 26dB Bandwidth – BW 160

Mode	Band	freq. [MHz]	CH. [No.]	26dB Bandwidth [MHz]		Occupied Bandwidth [MHz]	
				Ant1	Ant2	Ant1	Ant2
802.11ac (VHT160)	UNII-1/2A	5250	50	177.20	174.10	156.84	156.39
	UNII-2C	5570	114	182.70	178.00	156.70	156.95
802.11ax (HE160)	UNII-1/2A	5250	50	177.40	171.90	157.45	157.47
	UNII-2C	5570	114	174.20	176.80	157.70	157.99

Table 5-22 OFDMA Partial 26Tone OBW and 26dB Bandwidth

Mode	Band	freq. [MHz]	CH. [No.]	Tone	Index	26dB Bandwidth [MHz]		Occupied Bandwidth [MHz]	
						Ant1	Ant2	Ant1	Ant2
802.11ax (HE20)	UNII-1	5180	36	26T	0	20.70	18.44	17.26	17.17
					4	17.50	18.03	14.83	16.32
					8	20.12	20.90	18.80	18.75
		5200	40	26T	0	20.62	20.84	18.75	16.91
					4	18.75	18.46	15.81	16.94
					8	18.92	20.22	16.88	18.63
		5240	48	26T	0	20.69	19.97	18.77	18.44
					4	17.93	18.29	16.18	16.72
					8	19.15	20.49	17.74	17.95
	UNII-2A	5260	52	26T	0	19.32	19.80	18.13	18.32
					4	19.00	18.30	16.85	17.13
					8	20.72	19.09	17.37	17.67
		5300	60	26T	0	20.21	20.23	18.59	18.79
					4	18.67	18.88	16.43	16.66
					8	20.63	20.84	18.81	17.91
		5320	64	26T	0	19.68	20.63	18.37	17.80
					4	18.79	18.90	15.38	15.77
					8	19.41	20.87	18.13	18.32
	UNII-2C	5500	100	26T	0	20.71	19.36	17.34	17.84
					4	17.49	17.57	16.47	16.63
					8	20.32	19.66	18.78	18.07
		5600	120	26T	0	20.73	20.46	18.54	18.68
					4	17.54	18.43	16.37	16.85
					8	20.48	20.47	17.79	18.09
		5720	144	26T	0	20.69	18.70	18.71	17.37
					4	18.81	18.66	16.65	17.24
					8	19.41	20.49	18.10	17.29

Table 5-23 OFDMA Full Tone OBW and 26dB Bandwidth

Mode	Band	freq. [MHz]	CH. [No.]	Tone	Index	26dB Bandwidth [MHz]		Occupied Bandwidth [MHz]	
						Ant1	Ant2	Ant1	Ant2
802.11ax (HE20)	UNII-1	5180	36	242T	61	22.24	22.79	19.20	19.22
		5200	40	242T	61	22.42	22.87	19.26	19.24
		5240	48	242T	61	22.67	22.80	19.23	19.28
	UNII-2A	5260	52	242T	61	22.25	22.99	19.25	19.32
		5300	60	242T	61	22.43	22.76	19.24	19.30
		5320	64	242T	61	23.07	22.80	19.31	19.26
	UNII-2C	5500	100	242T	61	22.70	22.41	19.32	19.25
		5600	120	242T	61	21.71	22.88	19.29	19.35
		5720	144	242T	61	22.52	22.25	19.38	19.30
802.11ax (HE40)	UNII-1	5190	38	484T	65	45.58	45.26	38.27	38.16
		5230	46	484T	65	45.18	45.85	38.33	38.28
	UNII-2A	5270	54	484T	65	44.51	44.51	38.21	38.20
		5310	62	484T	65	44.27	45.04	38.16	38.11
	UNII-2C	5510	102	484T	65	45.68	44.63	38.28	38.31
		5590	118	484T	65	45.31	45.43	38.19	38.29
		5710	142	484T	65	44.82	45.61	38.18	38.18
802.11ax (HE80)	UNII-1	5210	42	996T	67	91.51	91.57	78.21	78.16
	UNII-2A	5290	58	996T	67	91.85	90.44	78.09	78.12
	UNII-2C	5530	106	996T	67	91.30	90.94	78.03	78.08
		5610	122	996T	67	91.52	90.14	78.17	78.11
		5690	138	996T	67	92.65	92.14	78.07	78.10
802.11ax (HE160)	UNII-1/2A	5250	50	996T*2	68	175.90	176.00	157.98	157.26
	UNII-2C	5570	114	996T*2	68	175.80	180.30	157.79	157.72

Plot 5-61 802.11a CH.36 OFDM 26dB Bandwidth – (ANT1)

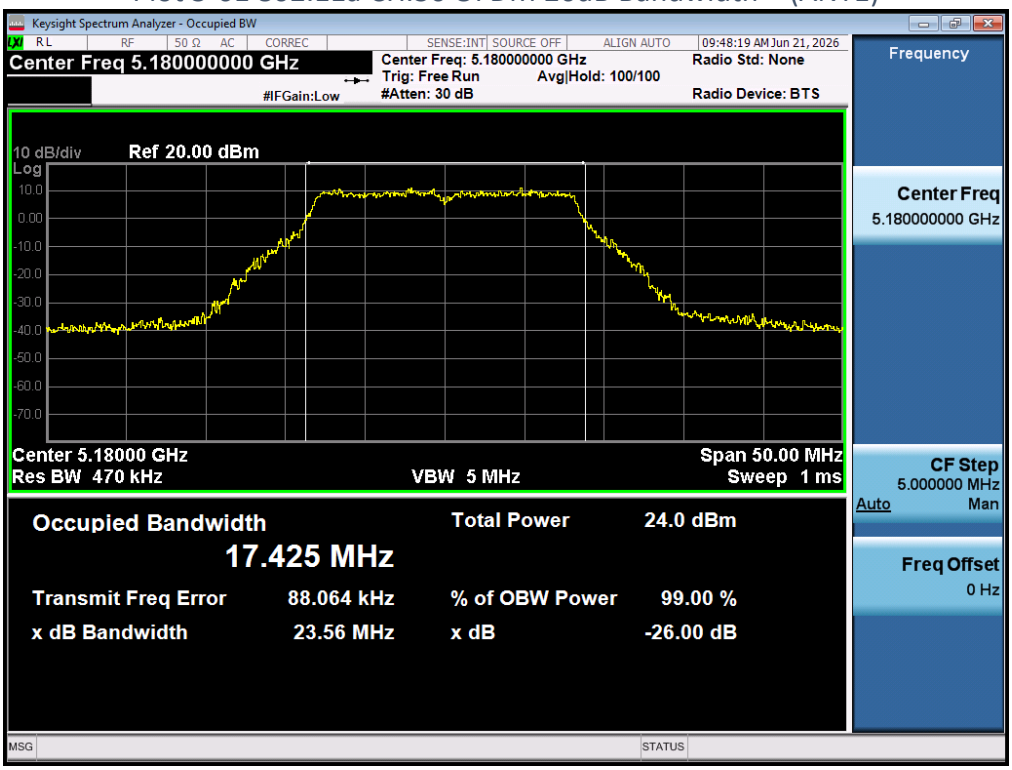

Plot 5-62 802.11a CH.36 OFDM 26dB Bandwidth – (ANT2)

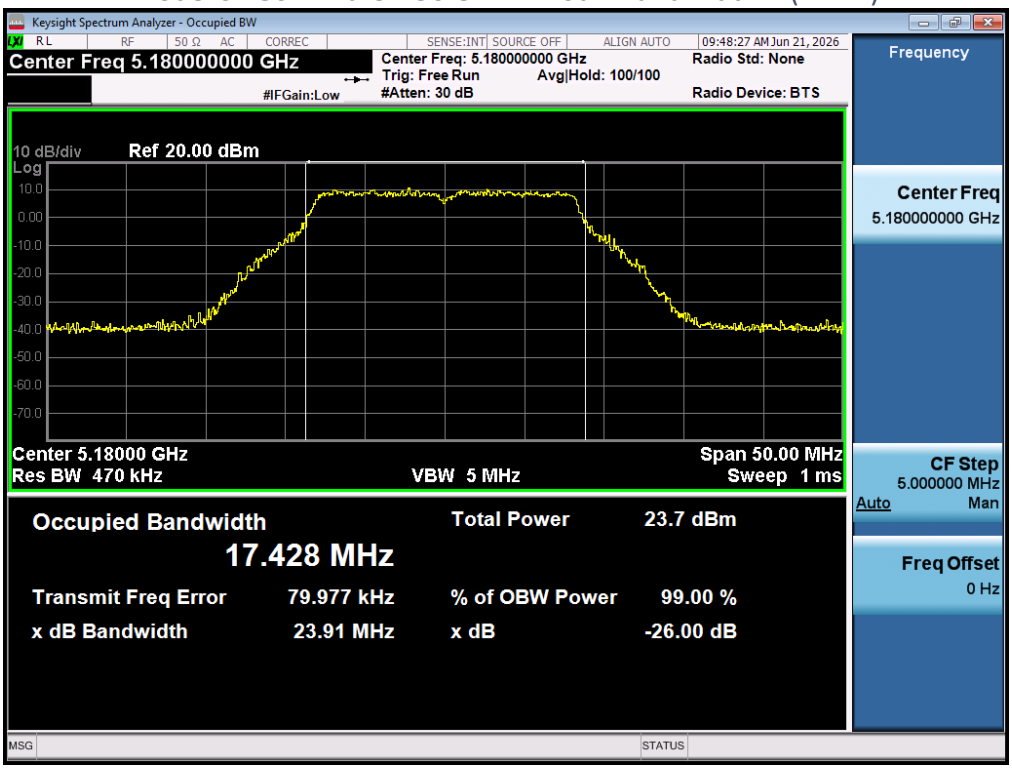

Plot 5-63 802.11a CH.40 OFDM 26dB Bandwidth – (ANT1)

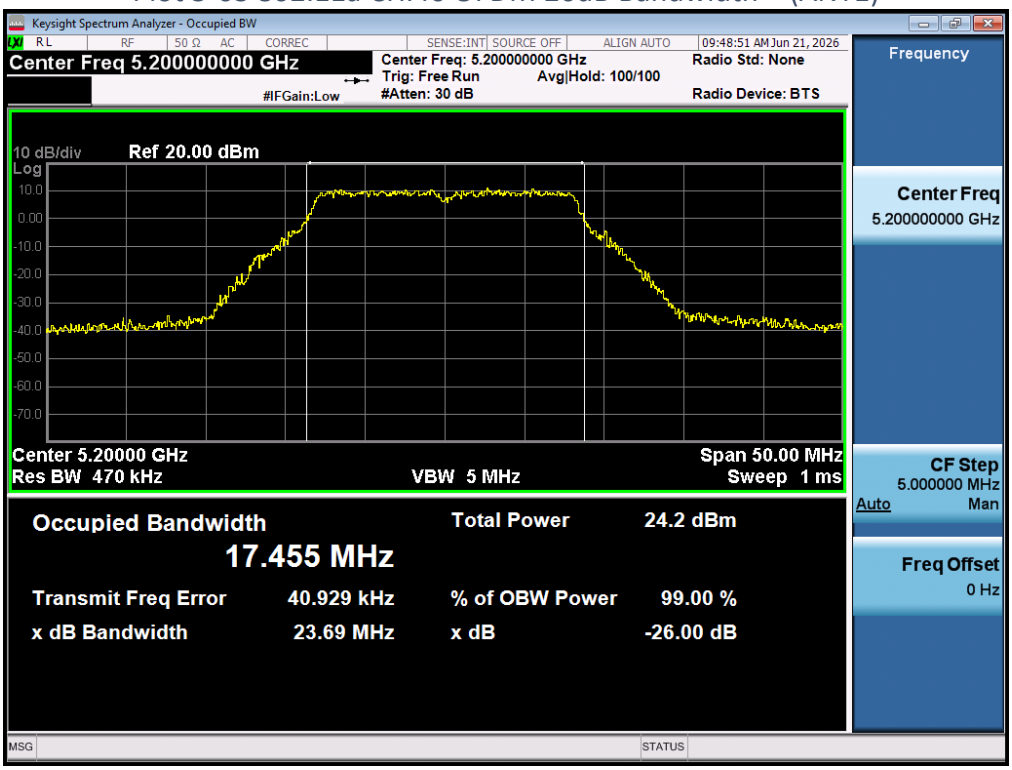

Plot 5-64 802.11a CH.40 OFDM 26dB Bandwidth – (ANT2)

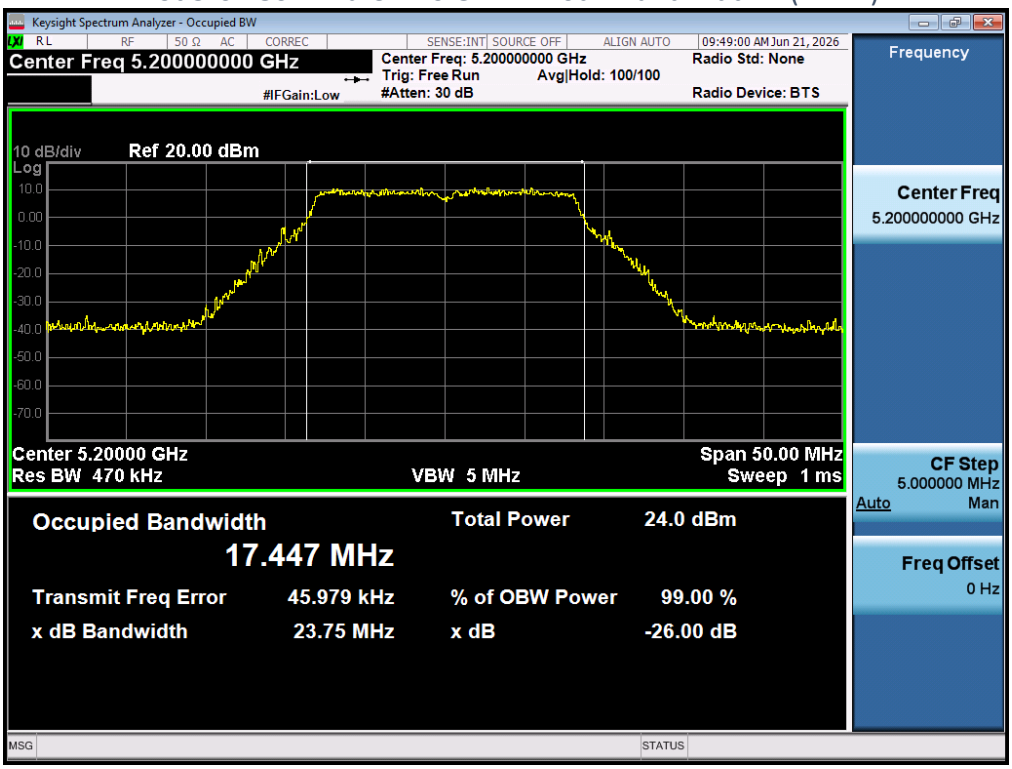

Plot 5-65 802.11a CH.48 OFDM 26dB Bandwidth – (ANT1)

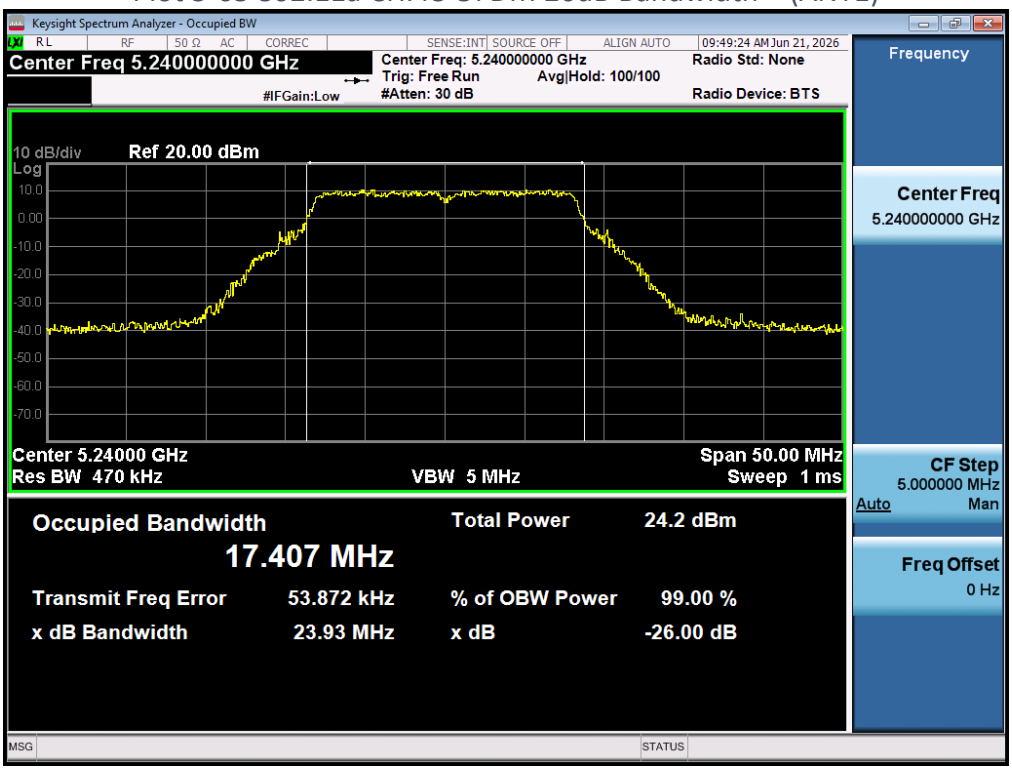

Plot 5-66 802.11a CH.48 OFDM 26dB Bandwidth – (ANT2)

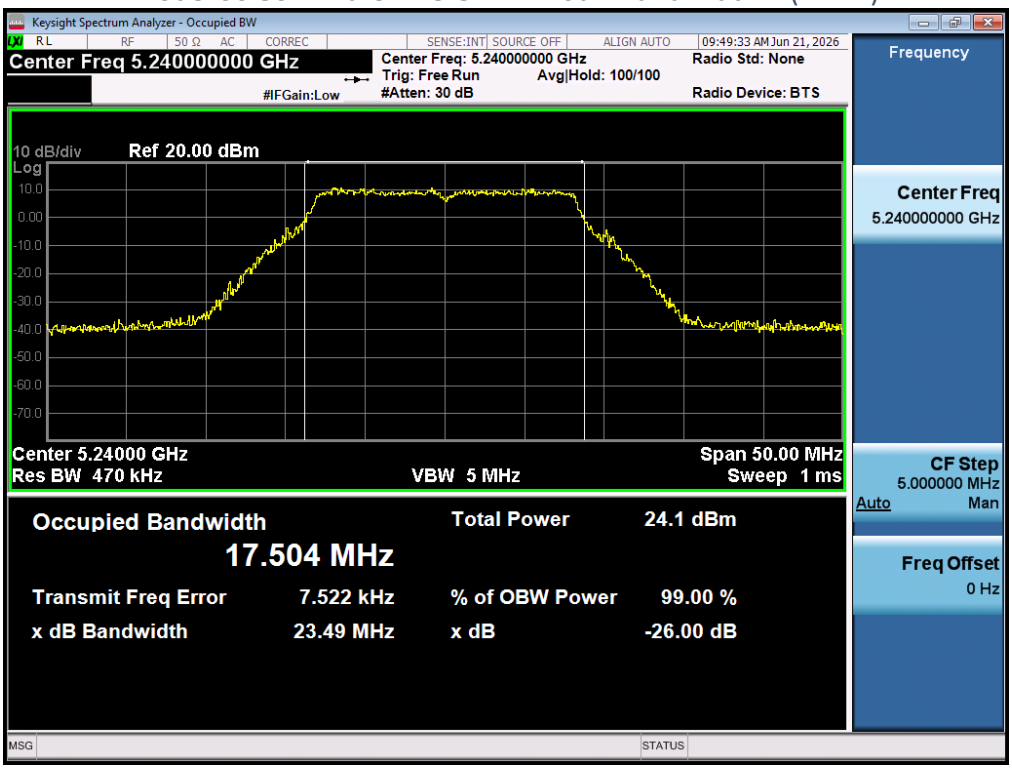

Plot 5-67 802.11a CH.52 OFDM 26dB Bandwidth – (ANT1)

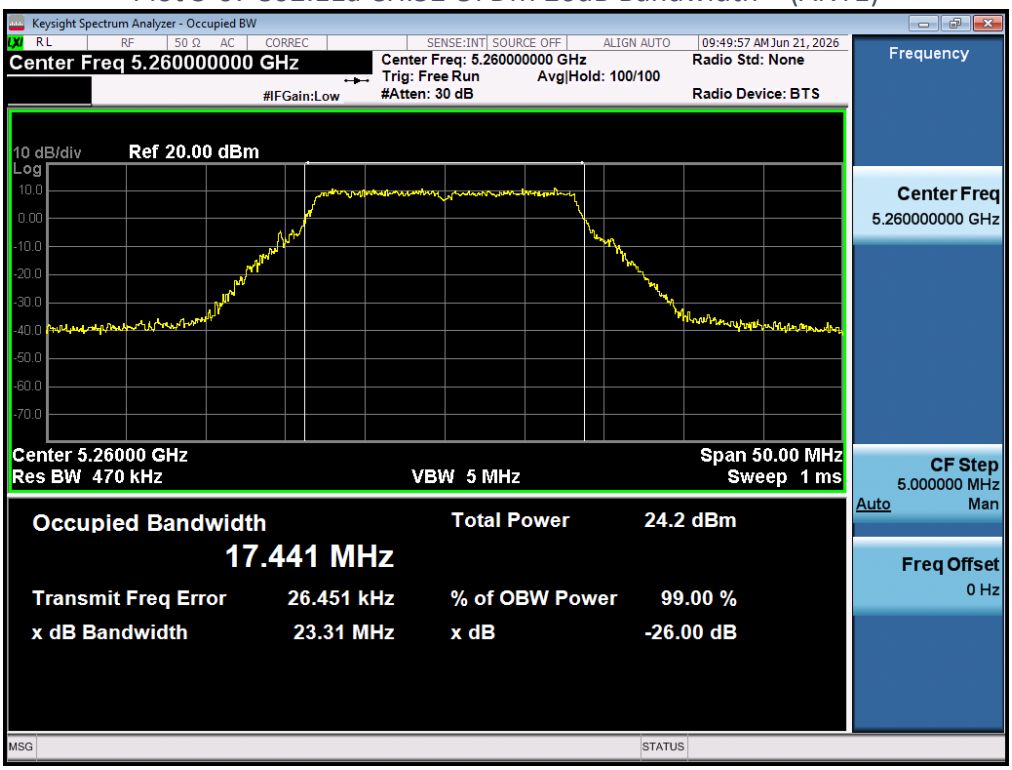

Plot 5-68 802.11a CH.52 OFDM 26dB Bandwidth – (ANT2)

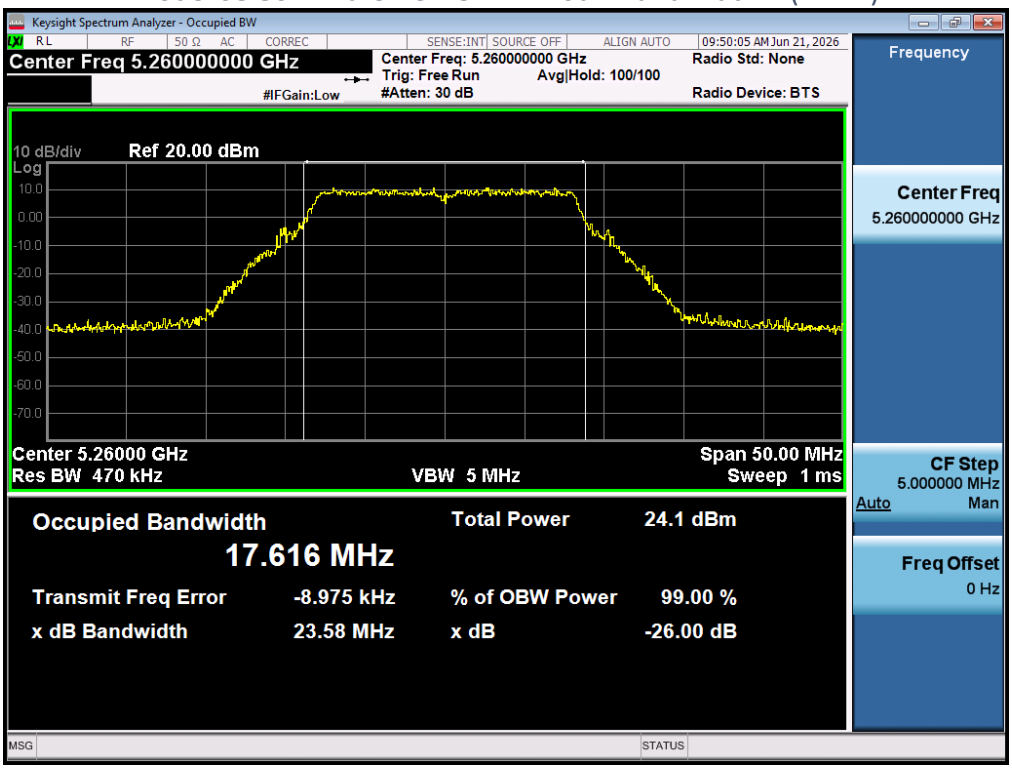

Plot 5-69 802.11a CH.60 OFDM 26dB Bandwidth – (ANT1)

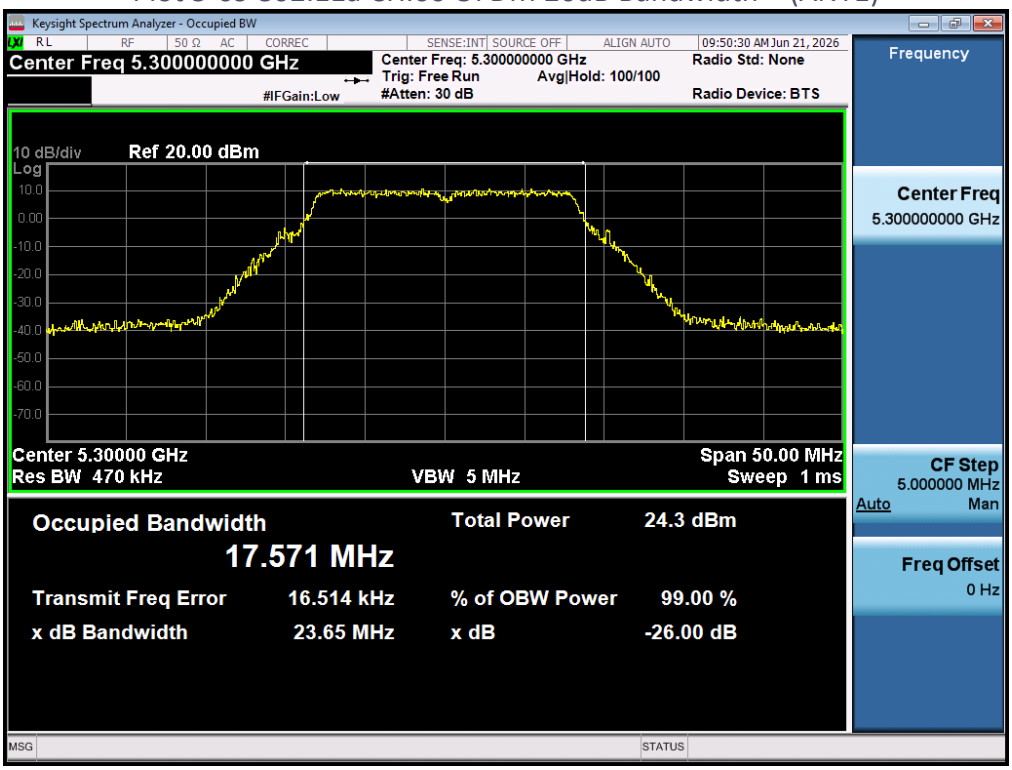

Plot 5-70 802.11a CH.60 OFDM 26dB Bandwidth – (ANT2)

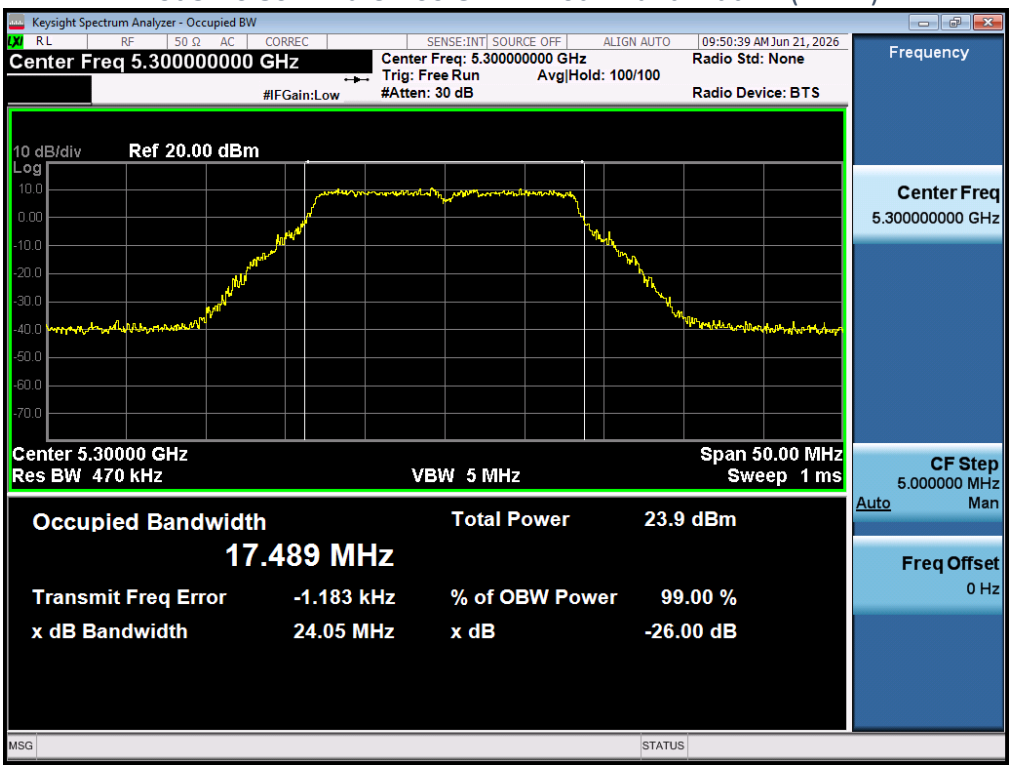

Plot 5-71 802.11a CH.64 OFDM 26dB Bandwidth – (ANT1)

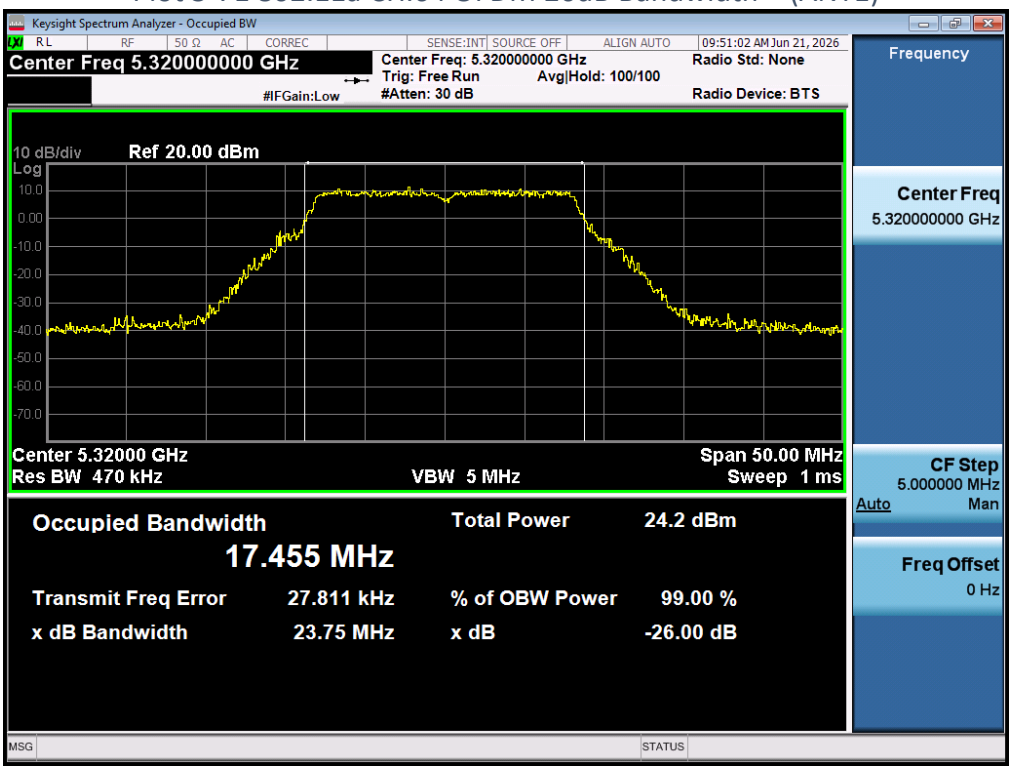

Plot 5-72 802.11a CH.64 OFDM 26dB Bandwidth – (ANT2)

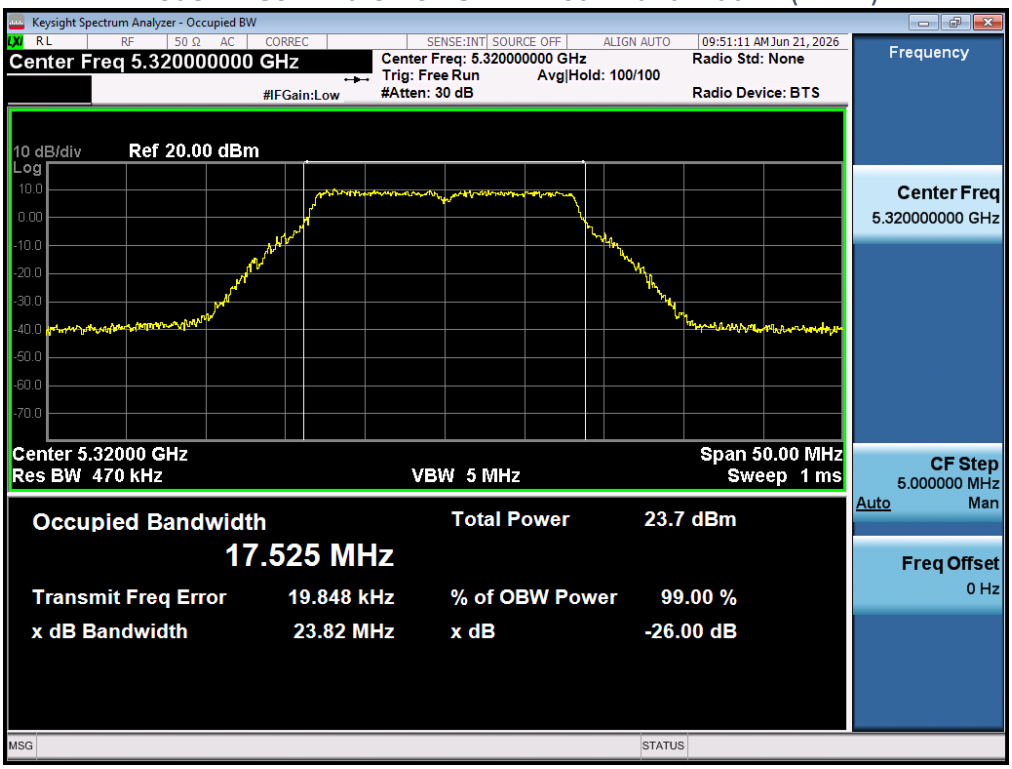

Plot 5-73 802.11a CH.100 OFDM 26dB Bandwidth – (ANT1)

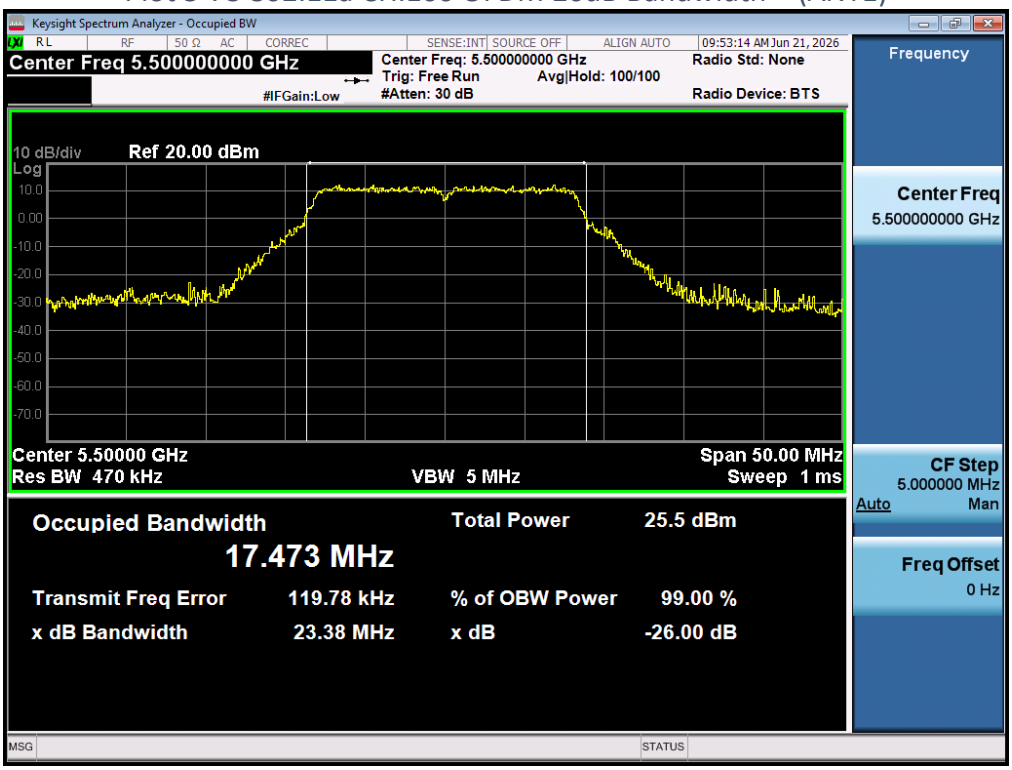

Plot 5-74 802.11a CH.100 OFDM 26dB Bandwidth – (ANT2)

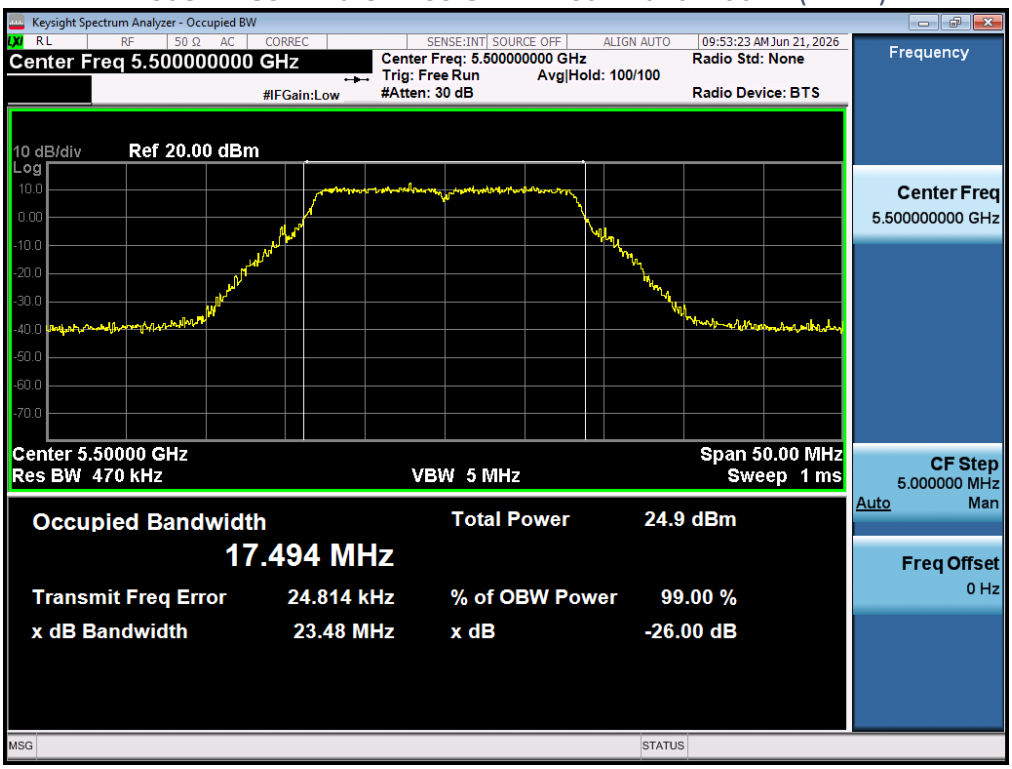

Plot 5-75 802.11a CH.120 OFDM 26dB Bandwidth – (ANT1)

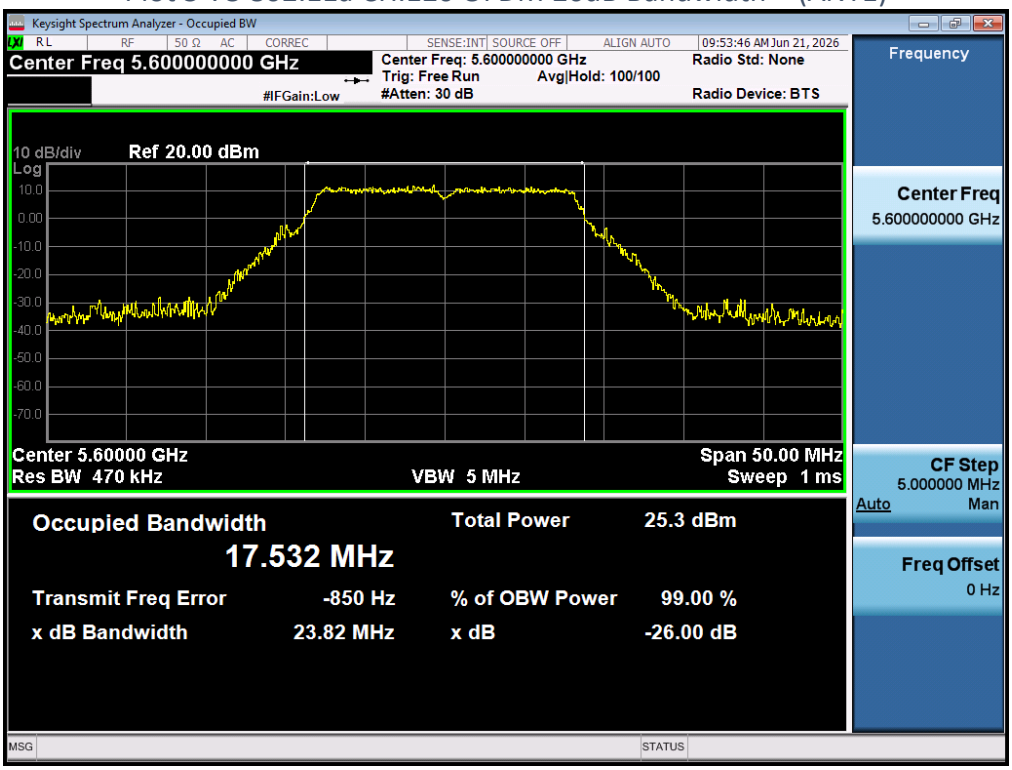

Plot 5-76 802.11a CH.120 OFDM 26dB Bandwidth – (ANT2)

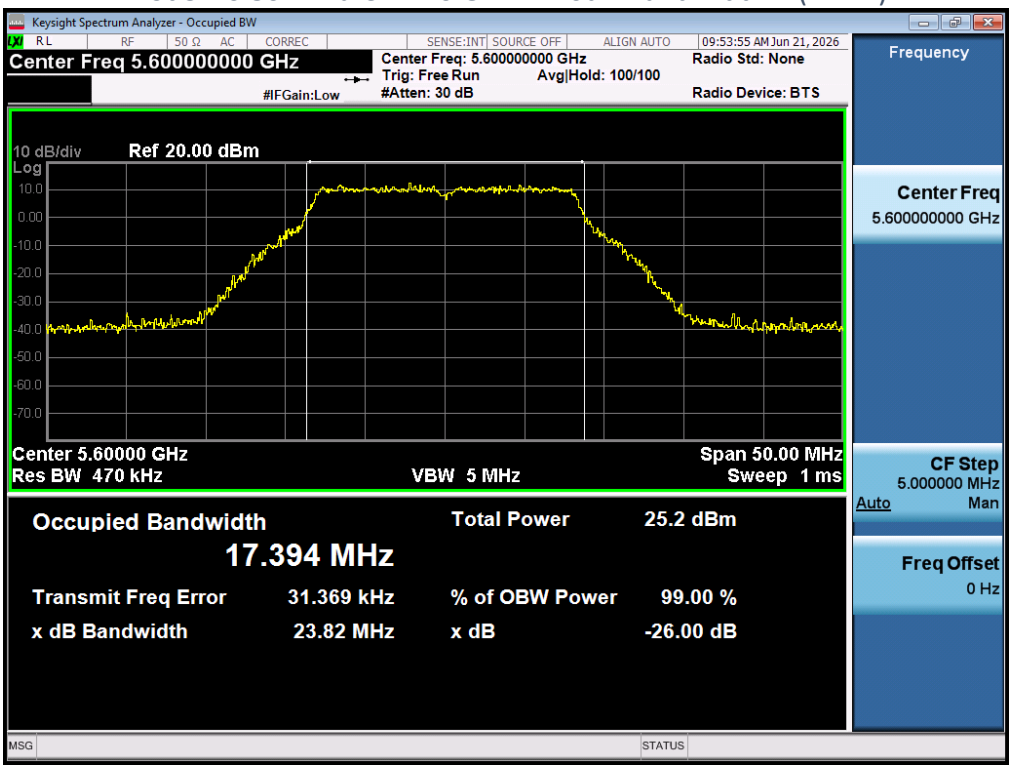

Plot 5-77 802.11a CH.144 OFDM 26dB Bandwidth – (ANT1)

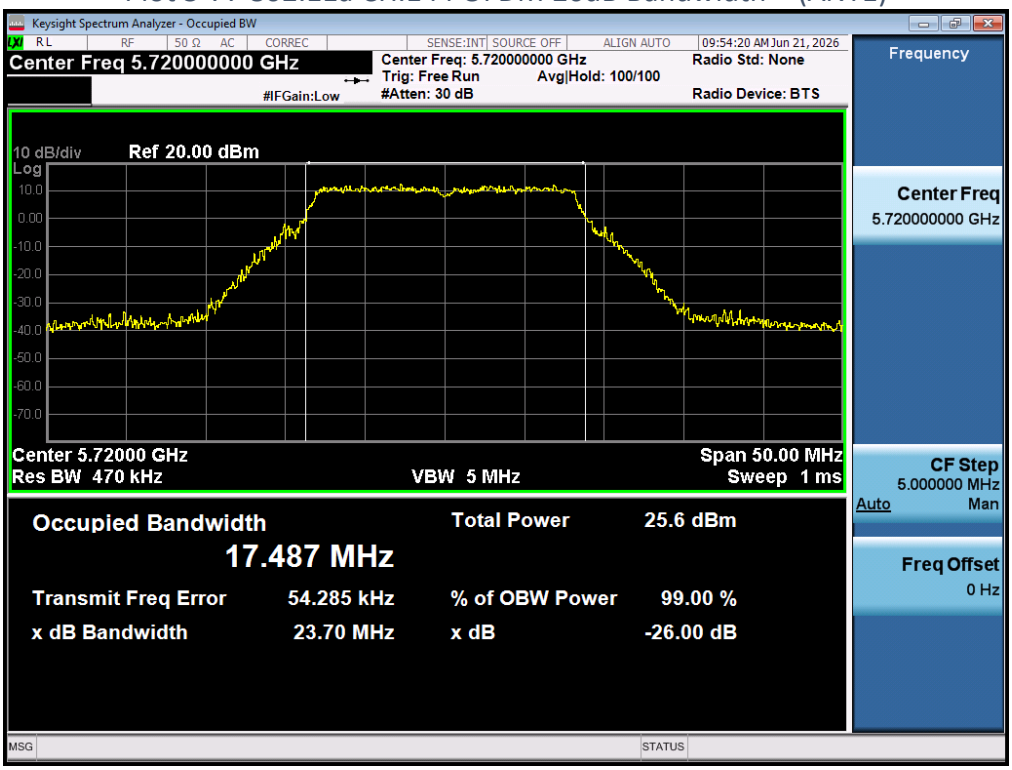
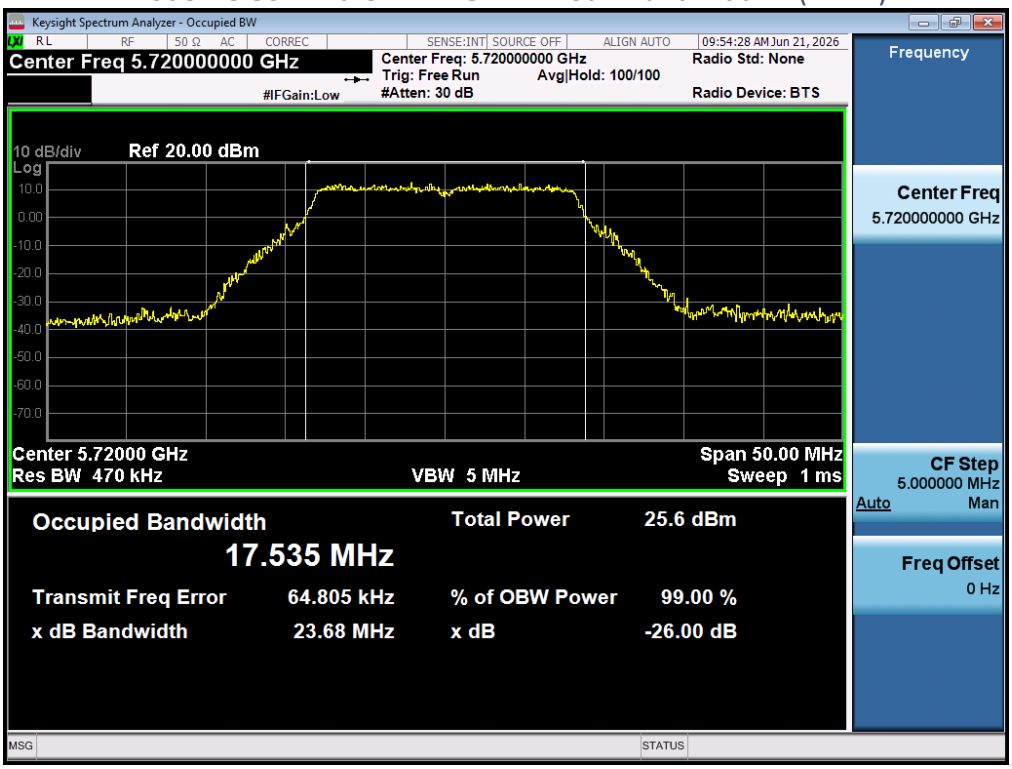
Plot 5-78 802.11a CH.144 OFDM 26dB Bandwidth – (ANT2)