APPENDIX E: DUT ANTENNA DIAGRAM & SAR TEST SETUP PHOTOGRAPHS

© 2021 PCTEST

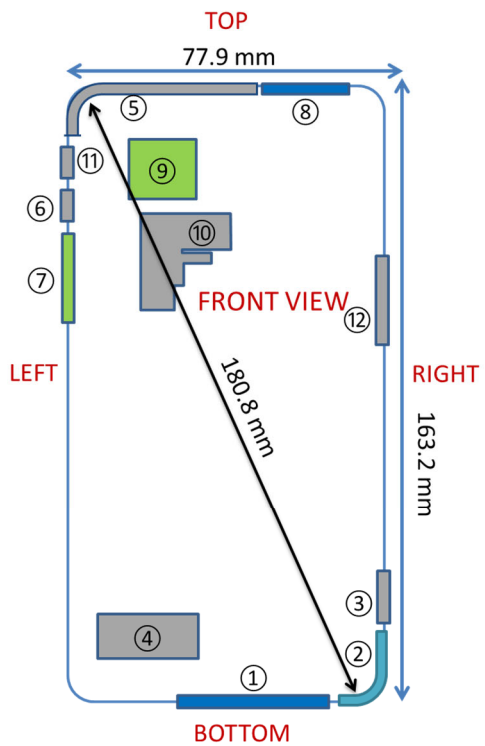

① Main Band Antenna I Tx/Rx (Ant A)
1. GSM/GPRS/EDGE 850/1900 MHz
2. UMTS Band II/IV/V
3. LTE Band 2/4/5/12/13/17/25/26/66
4. NR Band n5/66

② Main Band Antenna II Tx/Rx (Ant B)
1. LTE Band 41

③ Main Band Antenna III (Ant C)
1. LTE Band 4/66 4x4 MIMO (Rx Only)
2. NR Band 66 4x4 MIMO (Rx Only)

④ Main Band Antenna IV (Ant D) Rx Only
1. LTE Band 41 4x4 MIMO (Rx Only)

⑤ Sub Antenna I (Ant E) (Rx Only)
1. GSM/GPRS/EDGE 850 MHz DRX
2. UMTS Band V DRX
3. LTE Band 5/12/13/17/26 DRX
4. LTE Band 4/41/66 4x4 MIMO
5. NR Band n5 DRX
6. NR Band n66 4x4 MIMO

⑥ Sub Antenna III (Ant G)
1. UWB Range

⑦ WIFI Antenna II Tx/Rx (Ant H)
1. 2.4 GHz WLAN Ant 2
2. 5 GHz WLAN Ant 2
3. 6 GHz WLAN Ant 2
4. 2.4 GHz Bluetooth Ant 2
5. GPS L5

⑧ Sub Antenna VI Tx/Rx (Ant J)
1. NR Band n66 Tx Rx
2. GSM/GPRS/EDGE 1900 MHz (Rx Only)
3. UMTS Band II/IV (Rx Only)
4. LTE Band 4 Tx Rx
5. LTE Band 2/4/25/41/66 (Rx Only)
6. GPS L1

⑨ WIFI Antenna I Tx/Rx (Ant K)
1. 2.4 GHz WLAN Ant 1
2. 5 GHz WLAN Ant 1
3. 6 GHz WLAN Ant 1
4. 2.4 GHz Bluetooth Ant 1

⑩ UWB Antenna

⑪ Sub Antenna II (Ant F) (Rx Only)
1. Non-US bands

⑫ Sub Antenna V (Ant I) (Rx Only)

Note: Exact antenna dimensions and separation distances are shown in the Technical Descriptions in the FCC Filing.

Figure E-1
DUT Antenna Locations

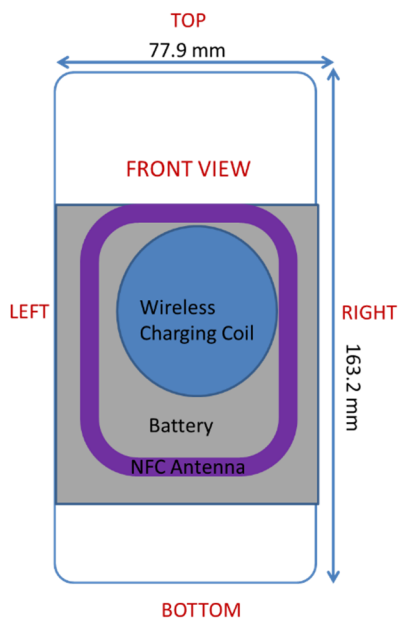

Figure E-2
NFC Antenna Locations

© 2021 PCTEST



SAR Test Setup Photo 1 – Head, Right Cheek, 0 mm



SAR Test Setup Photo 2 – Head, Right Tilt, 0 mm

© 2021 PCTEST



SAR Test Setup Photo 3 – Head, Left Cheek, 0 mm



SAR Test Setup Photo 4 – Head, Left Tilt, 0 mm

© 2021 PCTEST



SAR Test Setup Photo 5 – Body-worn, Back Side at 15mm



SAR Test Setup Photo 6 – Hotspot, Back Side at 10mm

© 2021 PCTEST



SAR Test Setup Photo 7 – Phablet, Back Side at 6mm



SAR Test Setup Photo 8 – Phablet, Back Side at 0mm

© 2021 PCTEST



SAR Test Setup Photo 9 – Hotspot, Front Side at 10mm



SAR Test Setup Photo 10 – Phablet, Front Side at 6mm

© 2021 PCTEST



SAR Test Setup Photo 11 – Phablet, Front Side at 0mm



SAR Test Setup Photo 12 – Hotspot,Top Edge at 10mm

© 2021 PCTEST



SAR Test Setup Photo 13 – Phablet, Top Edge at 0mm



SAR Test Setup Photo 14 – Phablet, Bottom Edge at 12mm

© 2021 PCTEST



SAR Test Setup Photo 15 – Hotspot, Bottom Edge at 10mm



SAR Test Setup Photo 16 – Phablet, Bottom Edge at 0mm

© 2021 PCTEST



SAR Test Setup Photo 17 – Hotspot, Right Edge at 10mm



SAR Test Setup Photo 18 – Phablet, Right Edge at 0mm

© 2021 PCTEST



SAR Test Setup Photo 19 – Hotspot, Left Edge at 10mm



SAR Test Setup Photo 20 – Phablet, Left Edge at 0mm

© 2021 PCTEST



SAR Test Setup Photo 21 – Reference Lines

© 2021 PCTEST