TEST SETUP PHOTOGRAPHS



Figure 1. Test Setup – ACLC– <30MHz

Figure 2. Test Setup – ACLC– <30MHz



Figure 3. Test Setup – ACLC WCP– <30MHz

Figure 4. Test Setup – ACLC WCP – <30MHz



Figure 5. Test Setup – ACLC WCP – <30MHz



Figure 6. Test Setup – ACLC WCP – <30MHz



Figure 7. Test Setup – ACLC WPT – <30MHz



Figure 8. Test Setup – ACLC WPT – <30MHz



Figure 9. Test Setup – X Position – 1GHz-18GHz



Figure 10. Test Setup – X Position – 1GHz-18GHz



Figure 11. Test Setup – Y Position – 1GHz-18GHz



Figure 12. Test Setup – Y Position – 1GHz-18GHz

Figure 13. Test Setup – Z Position – 1GHz-18GHz

Figure 14. Test Setup – Z Position – 1GHz-18GHz



Figure 15. Test Setup – WCP Position – 1GHz-18GHz



Figure 16. Test Setup – WCP Position – 1GHz-18GHz



Figure 17. Test Setup – X Position – 30MHz-1GHz



Figure 18. Test Setup – Y Position – 30MHz-1GHz



Figure 19. Test Setup – Z Position – 30MHz-1GHz



Figure 20. Test Setup – WCP Position – 30MHz-1GHz



Figure 21. Test Setup – WCP Position – 30MHz-1GHz



Figure 22. Test Setup – WPT Position – 1GHz-18GHz

Figure 23. Test Setup – WPT Position – 1GHz-18GHz



Figure 24. Test Setup – WPT Position – 30Hz-1GHz



Figure 25. Test Setup – WPT Position – 30Hz-1GHz