APPENDIX B: SAR DIPOLE VERIFICATION PLOTS

ELEMENT

DUT: Dipole 13.0 MHz; Type: CLA-13 - SN1002

Communication System: UID: 0, CW; Frequency: 13.0 MHz
Medium: 30 Head; Medium parameters used:
f = 13.0 MHz; cond = 0.745 S/m; perm = 53.0; density = 1000 kg/m3
Phantom Section: Flat; Space: 0 mm

Test Date: 11/10/2022; Ambient Temp: 22.8°C; Tissue Temp: 21.9°C

Probe: EX3DV4 - SN7527; ConvF:(17.78,17.78,17.78); Calibrated: 2022-03-21
Sensor-Surface: 1.4mm (VMS + 6p)
Electronics: DAE4 Sn1272; Calibrated: 2022-03-16
Phantom: ELI V8.0; Serial: 2077
Measurement SW: DASY Module SAR V16.2.0.1425

13.0 MHz System Verification at 30.0 dBm (1.00 W)

Area Scan (40.0 x 90.0): Measurement grid: dx=10.0 mm, dy=15.0 mm
Zoom Scan (30.0 x 30.0 x 30.0): Measurement grid: dx=6.0 mm, dy=6.0 mm, dz=1.5 mm; Graded Ratio: 1.5
Peak SAR (extrapolated) = 1.16 W/kg
SAR(1 g) = 0.587 W/kg; SAR(10 g) = 0.365 W/kg
Deviation (1 g) = 5.39%; Deviation (10 g) = 5.49%;

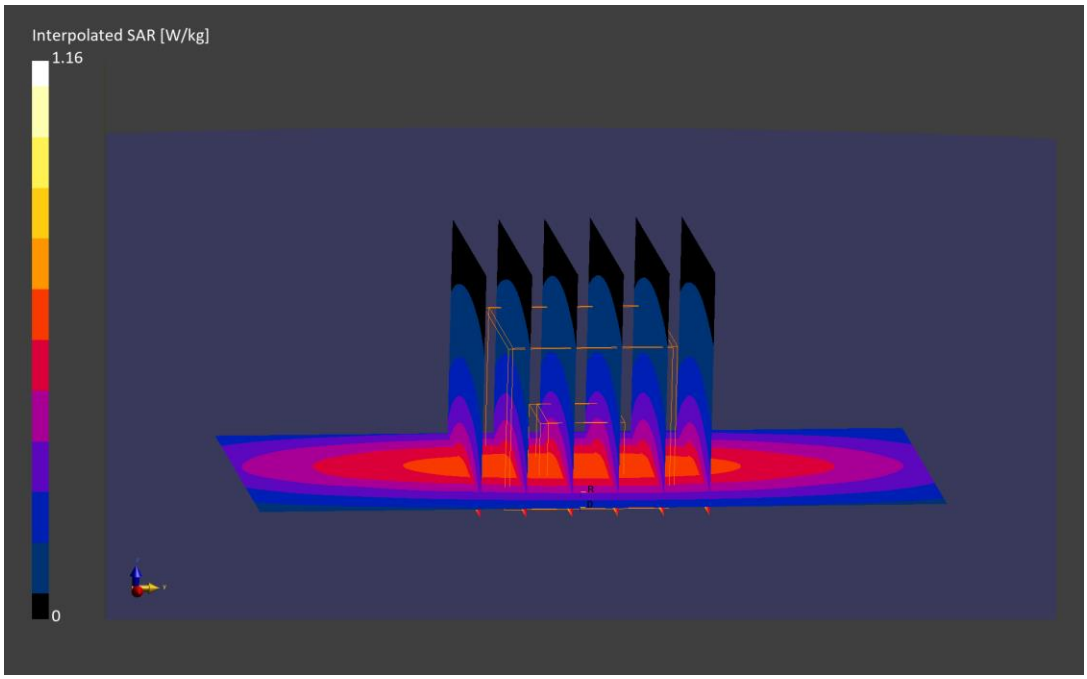

ELEMENT

DUT: Dipole 750.0 MHz; Type: D750V3 - SN1054

Communication System: UID: 0, CW; Frequency: 750.0 MHz
Medium: 750 Head; Medium parameters used:
f = 750.0 MHz; cond = 0.872 S/m; perm = 41.9; density = 1000 kg/m3
Phantom Section: Flat; Space: 15 mm

Test Date: 09/12/2022; Ambient Temp: 21.5°C; Tissue Temp: 21.0°C

Probe: EX3DV4 - SN7409; ConvF:(9.88,9.88,9.88); Calibrated: 2022-06-16
Sensor-Surface: 1.4mm (VMS + 6p)
Electronics: DAE4 Sn1334; Calibrated: 2022-06-14
Phantom: Twin-SAM V5.0; Serial: 1792
Measurement SW: DASY Module SAR V16.2.0.1425

750 MHz System Verification at 23 dBm (200 mW)

Area Scan (40.0 x 90.0): Measurement grid: dx=10.0 mm, dy=15.0 mm
Zoom Scan (30.0 x 30.0 x 30.0): Measurement grid: dx=6.0 mm, dy=6.0 mm, dz=1.5 mm; Graded Ratio: 1.5
Peak SAR (extrapolated) = 2.65 W/kg
SAR(1 g) = 1.72 W/kg; SAR(10 g) = 1.13 W/kg
Deviation (1 g) = 0.94%; Deviation (10 g) = 0.89%

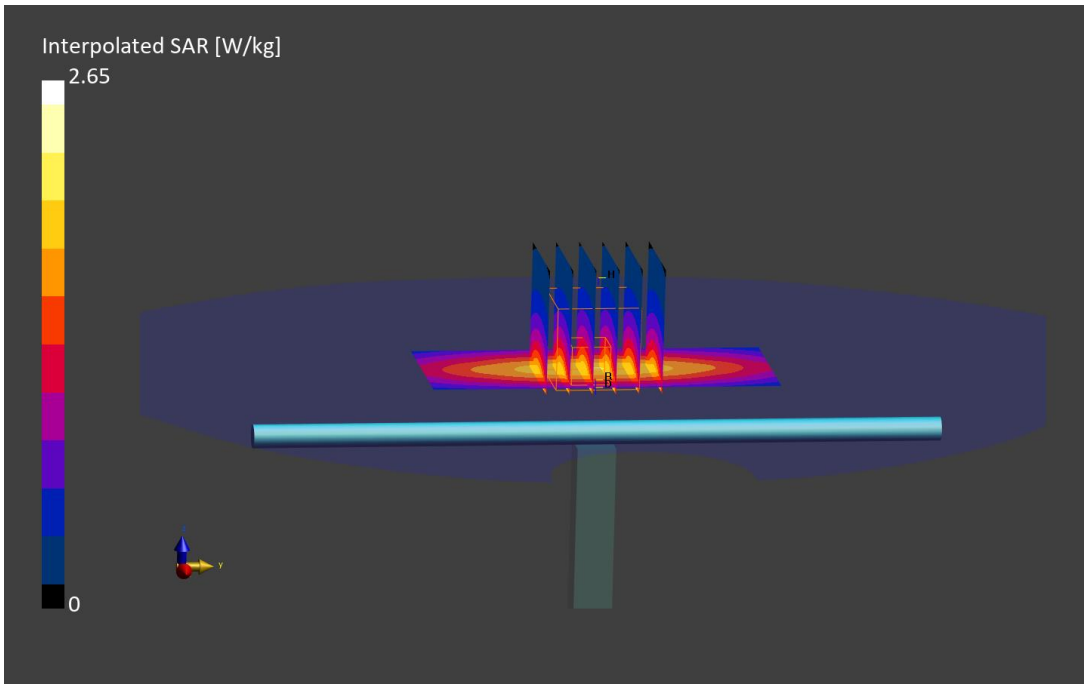

ELEMENT

DUT: Dipole 750.0 MHz; Type: D750V3 - SN1054

Communication System: UID: 0, CW; Frequency: 750.0 MHz
Medium: 750 Head; Medium parameters used:
f = 750.0 MHz; cond = 0.876 S/m; perm = 40.2; density = 1000 kg/m3
Phantom Section: Flat; Space: 15 mm

Test Date: 09/14/2022; Ambient Temp: 23.5°C; Tissue Temp: 20.9°C

Probe: EX3DV4 - SN7409; ConvF:(9.88,9.88,9.88); Calibrated: 2022-06-16
Sensor-Surface: 1.4mm (VMS + 6p)
Electronics: DAE4 Sn1334; Calibrated: 2022-06-14
Phantom: Twin-SAM V5.0; Serial: 1792
Measurement SW: DASY Module SAR V16.2.0.1425

750 MHz System Verification at 23 dBm (200 mW)

Area Scan (40.0 x 90.0): Measurement grid: dx=10.0 mm, dy=15.0 mm
Zoom Scan (30.0 x 30.0 x 30.0): Measurement grid: dx=6.0 mm, dy=6.0 mm, dz=1.5 mm; Graded Ratio: 1.5
Peak SAR (extrapolated) = 2.61 W/kg
SAR(1 g) = 1.72 W/kg; SAR(10 g) = 1.14 W/kg
Deviation (1 g) = 0.94%; Deviation (10 g) = 1.79%;

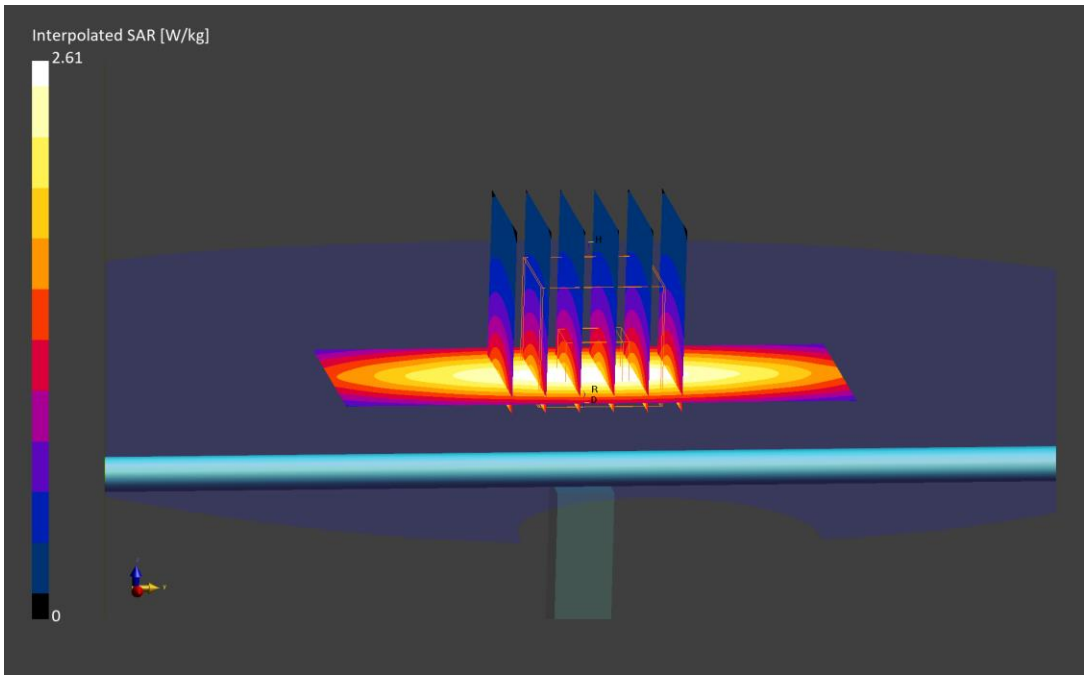

ELEMENT

DUT: Dipole 750 MHz; Type: D750V3; Serial: 1046

Communication System: UID 0, CW; Frequency: 750 MHz; Duty Cycle: 1:1
Medium: 750 Head Medium parameters used:
f = 750 MHz; σ = 0.919 S/m; ε_r = 40.731; ρ = 1000 kg/m^3
Phantom section: Flat Section; Space: 1.5 cm

Test Date: 09/26/2022; Ambient Temp: 22.7°C; Tissue Temp: 22.3°C

Probe: EX3DV4 - SN7491; ConvF(10.11, 10.11, 10.11) @ 750 MHz; Calibrated: 6/29/2022
Sensor-Surface: 1.4mm (Mechanical Surface Detection)
Electronics: DAE4 Sn1532; Calibrated: 6/14/2022
Phantom: Twin-SAM V5.0 (30); Type: QD 000 P40 CD; Serial: 1626
Measurement SW: DASY52, Version 52.10 (4);SEMCAD X Version 14.6.14 (7501)

750 MHz System Verification at 23.0 dBm (200 mW)

Area Scan (7x15x1): Measurement grid: dx=15mm, dy=15mm
Zoom Scan (5x5x7)/Cube 0: Measurement grid: dx=8mm, dy=8mm, dz=5mm
Peak SAR (extrapolated) = 2.71 W/kg
SAR(1 g) = 1.74 W/kg; SAR (10g) = 1.14 W/kg
Deviation(1 g) = 1.87%; Deviation (10g) = 1.60%

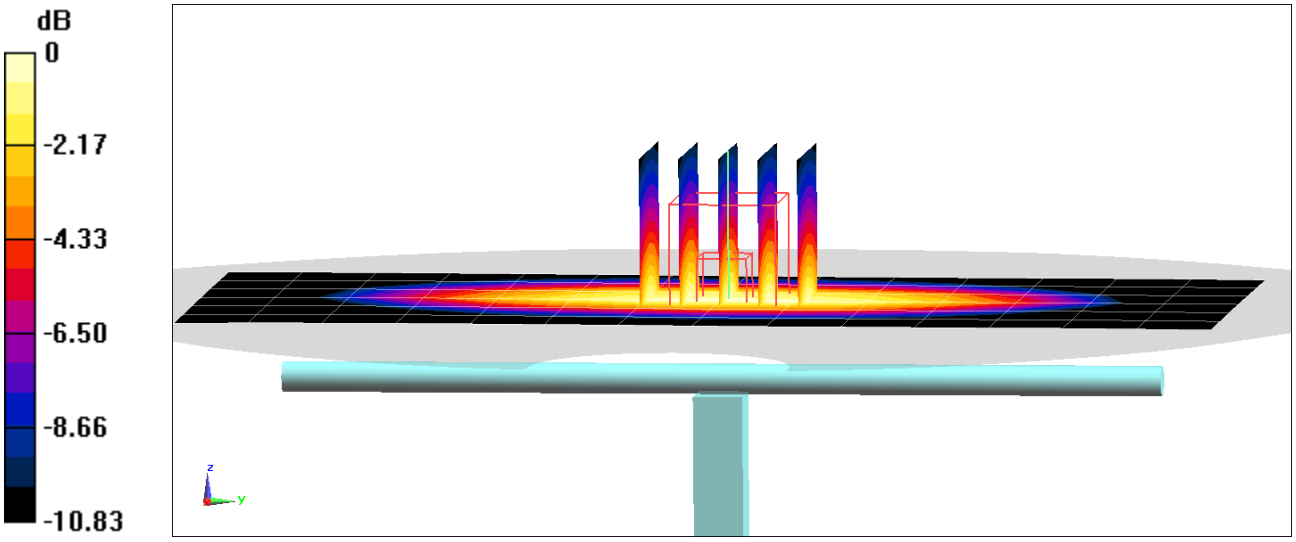

0 dB = 2.37 W/kg = 3.75 dBW/kg

ELEMENT

DUT: Dipole 750 MHz; Type: D750V3; Serial: 1046

Communication System: UID 0, CW; Frequency: 750 MHz; Duty Cycle: 1:1
Medium: 750 Head Medium parameters used:
f = 750 MHz; σ = 0.916 S/m; ε_r = 40.185; ρ = 1000 kg/m^3
Phantom section: Flat Section; Space: 1.5 cm

Test Date: 09/28/2022; Ambient Temp: 22.8°C; Tissue Temp: 21.9°C

Probe: EX3DV4 - SN7491; ConvF(10.11, 10.11, 10.11) @ 750 MHz; Calibrated: 6/29/2022
Sensor-Surface: 1.4mm (Mechanical Surface Detection)
Electronics: DAE4 Sn1532; Calibrated: 6/14/2022
Phantom: Twin-SAM V5.0 (30); Type: QD 000 P40 CD; Serial: 1626
Measurement SW: DASY52, Version 52.10 (4);SEMCAD X Version 14.6.14 (7501)

750 MHz System Verification at 23.0 dBm (200 mW)

Area Scan (7x15x1): Measurement grid: dx=15mm, dy=15mm
Zoom Scan (5x5x7)/Cube 0: Measurement grid: dx=8mm, dy=8mm, dz=5mm
Peak SAR (extrapolated) = 2.61 W/kg
SAR(1 g) = 1.72 W/kg; SAR(10g) = 1.12 W/kg
Deviation(1 g) = 0.70%; Deviation (10 g) = -0.18%



0 dB = 2.31 W/kg = 3.64 dBW/kg

ELEMENT

DUT: Dipole 835.0 MHz; Type: D835V2 - SN4d132

Communication System: UID: 0, CW; Frequency: 835.0 MHz
Medium: 835 Head; Medium parameters used:
f = 835.0 MHz; cond = 0.895 S/m; perm = 40.9; density = 1000 kg/m3
Phantom Section: Flat; Space: 15 mm

Test Date: 09/21/2022; Ambient Temp: 24.5°C; Tissue Temp: 20.3°C

Probe: EX3DV4 - SN7409; ConvF:(9.58,9.58,9.58); Calibrated: 2022-06-16
Sensor-Surface: 1.4mm (VMS + 6p)
Electronics: DAE4 Sn1334; Calibrated: 2022-06-14
Phantom: Twin-SAM V5.0; Serial: 1792
Measurement SW: DASY Module SAR V16.2.0.1425

835 MHz System Verification at 23 dBm (200 mW)

Area Scan (40.0 x 90.0): Measurement grid: dx=10.0 mm, dy=15.0 mm
Zoom Scan (30.0 x 30.0 x 30.0): Measurement grid: dx=6.0 mm, dy=6.0 mm, dz=1.5 mm; Graded Ratio: 1.5
Peak SAR (extrapolated) = 3.04 W/kg
SAR(1 g) = 1.98 W/kg; SAR(10 g) = 1.30 W/kg
Deviation (1 g) = 2.48%; Deviation (10 g) = 3.67%;

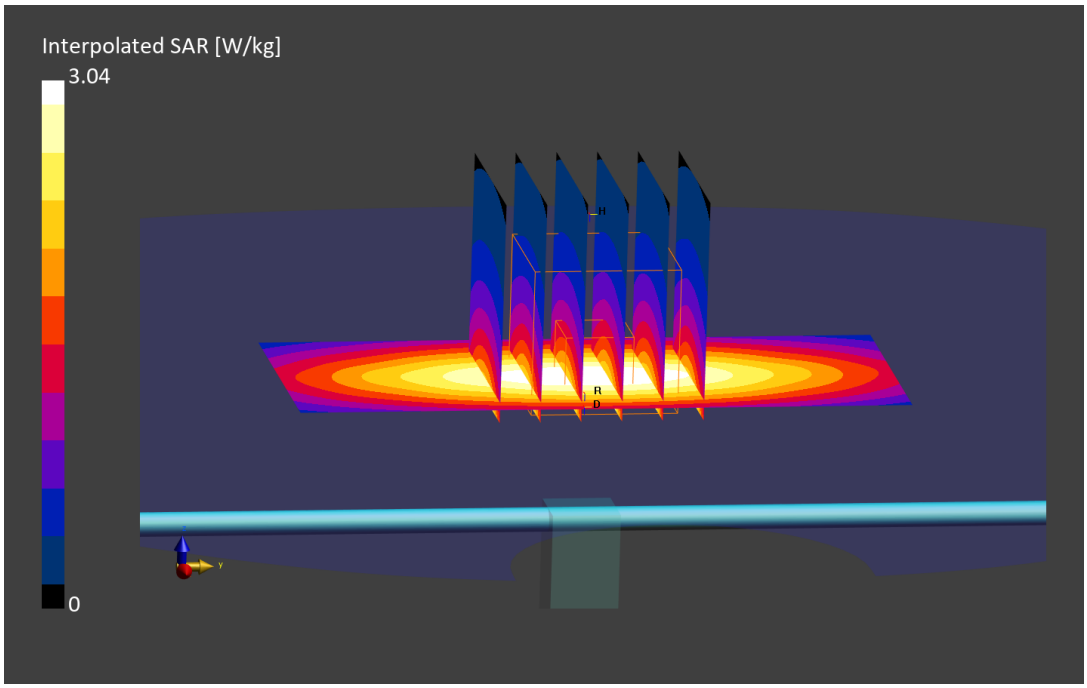

ELEMENT

DUT: D835V2 - SN4d119; Type: D835V2; Serial: SN4d119

Communication System: UID 0, CW; Frequency: 835 MHz; Duty Cycle: 1:1
Medium: 835 Head Medium parameters used:
f = 835 MHz; σ = 0.916 S/m; ε_r = 41.414; ρ = 1000 kg/m^3
Phantom section: Flat Section; Space: 1.5 cm

Test Date: 09/21/2022; Ambient Temp: 20.6°C; Tissue Temp: 19.5°C

Probe: EX3DV4 - SN7637; ConvF(10.32, 10.32, 10.32) @ 835 MHz; Calibrated: 3/22/2022
Sensor-Surface: 1.4mm (Mechanical Surface Detection)
Electronics: DAE4 Sn1652; Calibrated: 3/14/2022
Phantom: Twin-SAM V8.0 (20); Type: QD 000 P41 Ax; Serial: 1937
Measurement SW: DASY52, Version 52.10 (4);SEMCAD X Version 14.6.14 (7501)

835 MHz System Verification at 23.0 dBm (200 mW)

Area Scan (7x14x1): Measurement grid: dx=15mm, dy=15mm
Zoom Scan (5x5x7)/Cube 0: Measurement grid: dx=8mm, dy=8mm, dz=5mm
Reference Value = 45.90 V/m; Power Drift = 0.04 dB
Peak SAR (extrapolated) = 2.74 W/kg
SAR(1 g) = 1.81 W/kg; SAR(10 g) = 1.18 W/kg
Deviation(1 g) = -6.31%; Deviation(10 g) = -6.94%

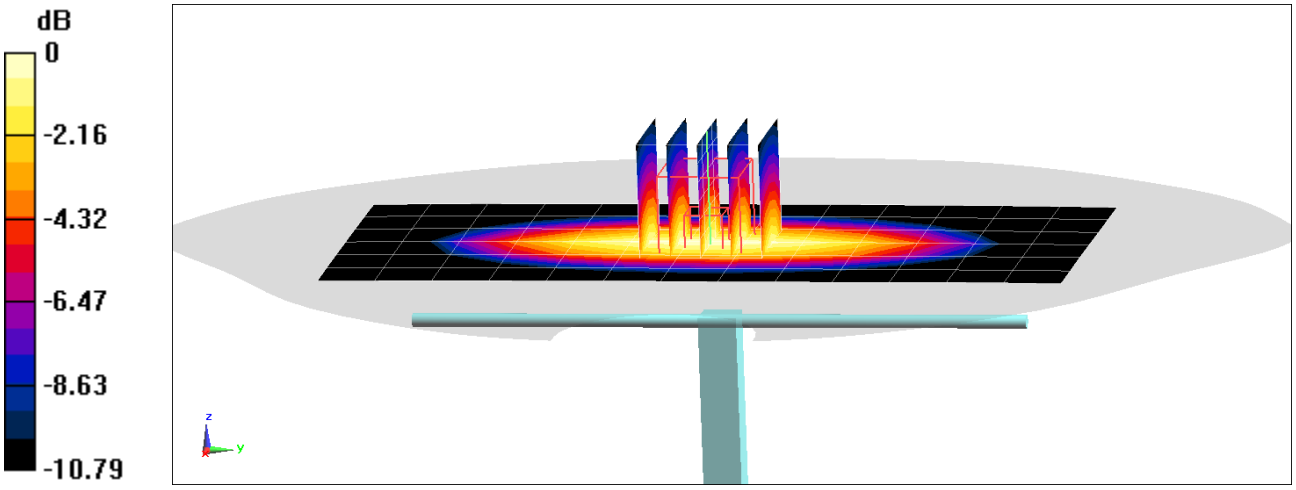

0 dB = 2.44 W/kg = 3.87 dBW/kg

ELEMENT

DUT: D835V2 - SN4d119; Type: D835V2; Serial: SN4d119

Communication System: UID 0, CW; Frequency: 835 MHz; Duty Cycle: 1:1
Medium: 835 Head Medium parameters used:
f = 835 MHz; σ = 0.922 S/m; ε_r = 40.394; ρ = 1000 kg/m^3
Phantom section: Flat Section; Space: 1.5 cm

Test Date: 09/23/2022; Ambient Temp: 21.1°C; Tissue Temp: 20.2°C

Probe: EX3DV4 - SN7637; ConvF(10.32, 10.32, 10.32) @ 835 MHz; Calibrated: 3/22/2022
Sensor-Surface: 1.4mm (Mechanical Surface Detection)
Electronics: DAE4 Sn1652; Calibrated: 3/14/2022
Phantom: Twin-SAM V8.0 (20); Type: QD 000 P41 Ax; Serial: 1937
Measurement SW: DASY52, Version 52.10 (4);SEMCAD X Version 14.6.14 (7501)

835 MHz System Verification at 23.0 dBm (200 mW)

Area Scan (7x14x1): Measurement grid: dx=15mm, dy=15mm
Zoom Scan (5x5x7)/Cube 0: Measurement grid: dx=8mm, dy=8mm, dz=5mm
Reference Value = 47.96 V/m; Power Drift = 0.02 dB
Peak SAR (extrapolated) = 3.04 W/kg
SAR(1 g) = 1.99 W/kg; SAR(10 g) = 1.3 W/kg
Deviation(1 g) = 3.00%; Deviation(10 g) = 2.52%

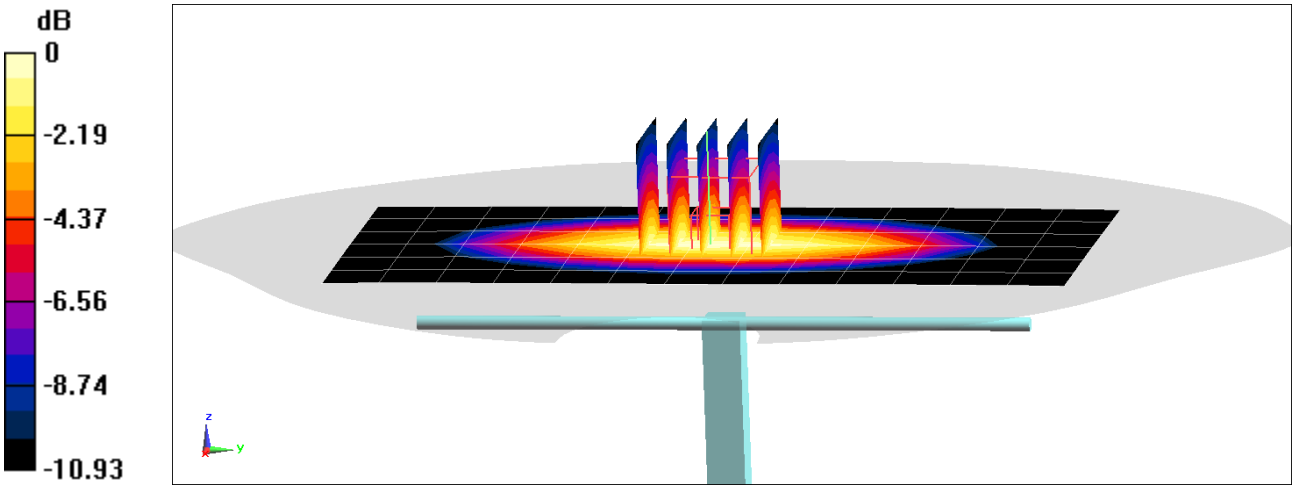

0 dB = 2.69 W/kg = 4.30 dBW/kg

ELEMENT

DUT: D835V2 - SN4d119; Type: D835V2; Serial: SN4d119

Communication System: UID 0, CW; Frequency: 835 MHz; Duty Cycle: 1:1
Medium: 835 Head Medium parameters used:
f = 835 MHz; σ = 0.935 S/m; ε_r = 43.502; ρ = 1000 kg/m^3
Phantom section: Flat Section; Space: 1.5 cm

Test Date: 09/26/2022; Ambient Temp: 22.1°C; Tissue Temp: 21.0°C

Probe: EX3DV4 - SN7637; ConvF(10.32, 10.32, 10.32) @ 835 MHz; Calibrated: 3/22/2022
Sensor-Surface: 1.4mm (Mechanical Surface Detection)
Electronics: DAE4 Sn1652; Calibrated: 3/14/2022
Phantom: Twin-SAM V8.0 (20); Type: QD 000 P41 Ax; Serial: 1937
Measurement SW: DASY52, Version 52.10 (4);SEMCAD X Version 14.6.14 (7501)

835 MHz System Verification at 23.0 dBm (200 mW)

Area Scan (7x14x1): Measurement grid: dx=15mm, dy=15mm
Zoom Scan (5x5x7)/Cube 0: Measurement grid: dx=8mm, dy=8mm, dz=5mm
Reference Value = 48.06 V/m; Power Drift = -0.02 dB
Peak SAR (extrapolated) = 3.12 W/kg
SAR(1 g) = 2.02 W/kg; SAR(10 g) = 1.32 W/kg
Deviation(1 g) = 4.55%; Deviation(10 g) = 4.10%

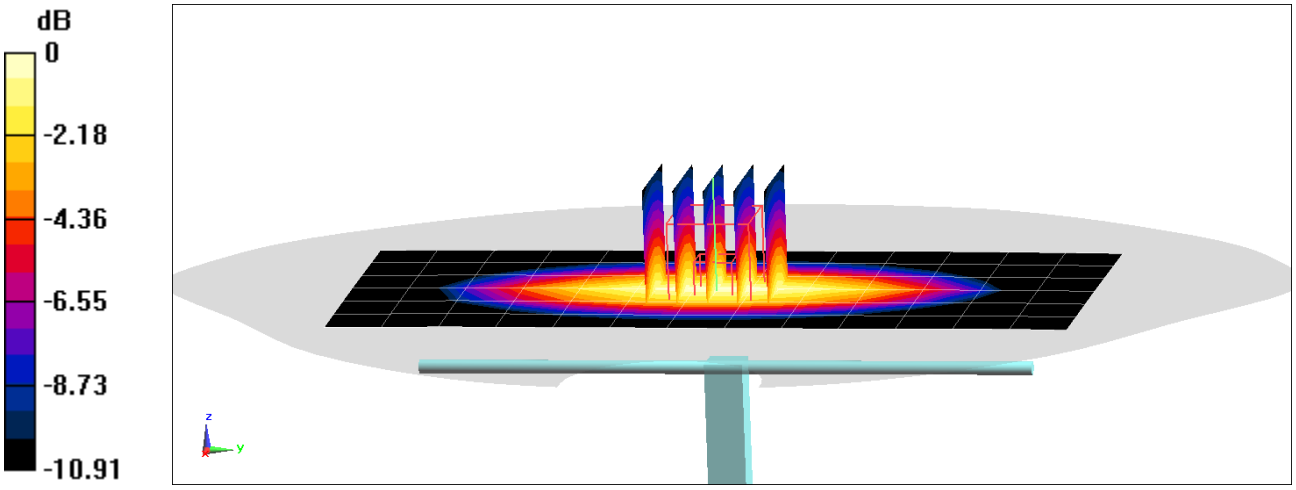

0 dB = 2.75 W/kg = 4.39 dBW/kg

ELEMENT

DUT: Dipole 1750.0 MHz; Type: D1750V2 - SN1150

Communication System: UID: 0, CW; Frequency: 1750.0 MHz
Medium: 1750 Head; Medium parameters used:
f = 1750.0 MHz; cond = 1.39 S/m; perm = 39.3; density = 1000 kg/m3
Phantom Section: Flat; Space: 10 mm

Test Date: 09/14/2022; Ambient Temp: 23.2°C; Tissue Temp: 22.5°C

Probe: EX3DV4 - SN7660; ConvF:(9.38,9.38,9.38); Calibrated: 2022-05-18
Sensor-Surface: 1.4mm (VMS + 6p)
Electronics: DAE4 Sn1678; Calibrated: 2022-05-10
Phantom: Twin-SAM V5.0; Serial: 1692rightback
Measurement SW: DASY Module SAR V16.2.0.1425

1750 MHz System Verification at 20 dBm (100 mW)

Area Scan (40.0 x 90.0): Measurement grid: dx=10.0 mm, dy=15.0 mm
Zoom Scan (30.0 x 30.0 x 30.0): Measurement grid: dx=6.0 mm, dy=6.0 mm, dz=1.5 mm; Graded Ratio: 1.5
Peak SAR (extrapolated) = 7.09 W/kg
SAR(1 g) = 3.67 W/kg; SAR(10 g) = 1.94 W/kg
Deviation (1 g) = 0.54%; Deviation (10 g) = 0.00%

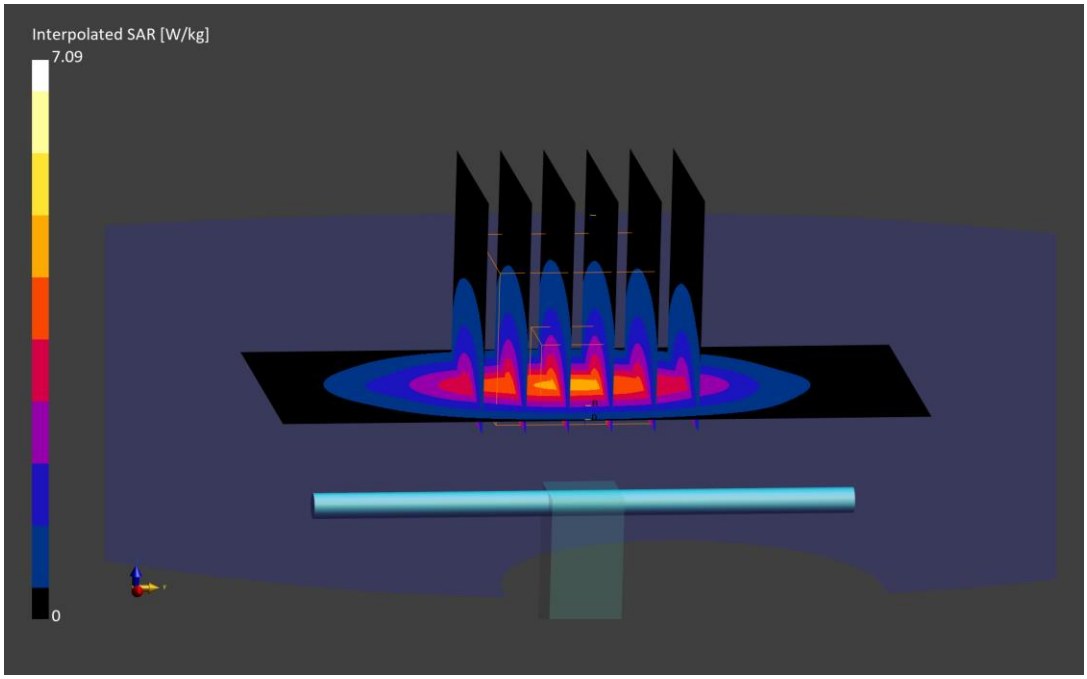

ELEMENT

DUT: Dipole 1750.0 MHz; Type: D1750V2 - SN1148

Communication System: UID: 0, CW; Frequency: 1750.0 MHz
Medium: 1750 Head; Medium parameters used:
f = 1750.0 MHz; cond = 1.39 S/m; perm = 40.5; density = 1000 kg/m3
Phantom Section: Flat; Space: 10 mm

Test Date: 10/24/2022; Ambient Temp: 23.4°C; Tissue Temp: 21.9°C

Probe: EX3DV4 - SN7488; ConvF:(8.52,8.52,8.52); Calibrated: 2022-02-21
Sensor-Surface: 1.4mm (VMS + 6p)
Electronics: DAE4 Sn1415; Calibrated: 2022-02-23
Phantom: Twin-SAM V8.0; Serial: 2065
Measurement SW: DASY Module SAR V16.2.0.1425

1750 MHz System Verification at 20 dBm (100 mW)

Area Scan (40.0 x 90.0): Measurement grid: dx=10.0 mm, dy=15.0 mm
Zoom Scan (30.0 x 30.0 x 30.0): Measurement grid: dx=6.0 mm, dy=6.0 mm, dz=1.5 mm; Graded Ratio: 1.5
Peak SAR (extrapolated) = 6.95 W/kg
SAR(1 g) = 3.82 W/kg; SAR(10 g) = 2.03 W/kg
Deviation (1 g) = 2.69%; Deviation (10 g) = 4.64%

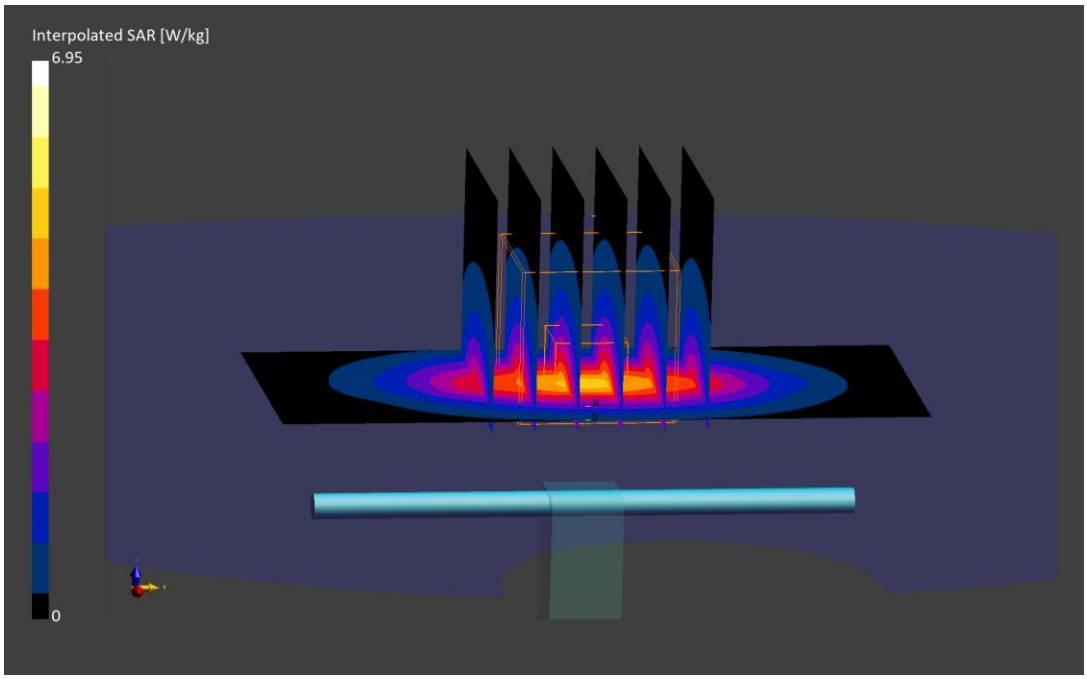

ELEMENT

DUT: Dipole 1750.0 MHz; Type: D1765V2 - SN1008

Communication System: UID: 0, CW; Frequency: 1750.0 MHz
Medium: 1750 Head; Medium parameters used:
f = 1750.0 MHz; cond = 1.34 S/m; perm = 38.5; density = 1000 kg/m3
Phantom Section: Flat; Space: 10 mm

Test Date: 11/02/2022; Ambient Temp: 20.8°C; Tissue Temp: 21°C

Probe: EX3DV4 - SN7488; ConvF:(8.52,8.52,8.52); Calibrated: 2022-02-21
Sensor-Surface: 1.4mm (VMS + 6p)
Electronics: DAE4 Sn1415; Calibrated: 2022-02-23
Phantom: Twin-SAM V8.0; Serial: 2065
Measurement SW: DASY Module SAR V16.2.0.1425

1750 MHz System Verification at 20 dBm (100 mW)

Area Scan (40.0 x 90.0): Measurement grid: dx=10.0 mm, dy=15.0 mm
Zoom Scan (30.0 x 30.0 x 30.0): Measurement grid: dx=6.0 mm, dy=6.0 mm, dz=1.5 mm; Graded Ratio: 1.5
Peak SAR (extrapolated) = 6.69 W/kg
SAR(1 g) = 3.66 W/kg; SAR(10 g) = 1.95 W/kg
Deviation (1 g) =-2.14 %; Deviation (10 g) = -0.51%

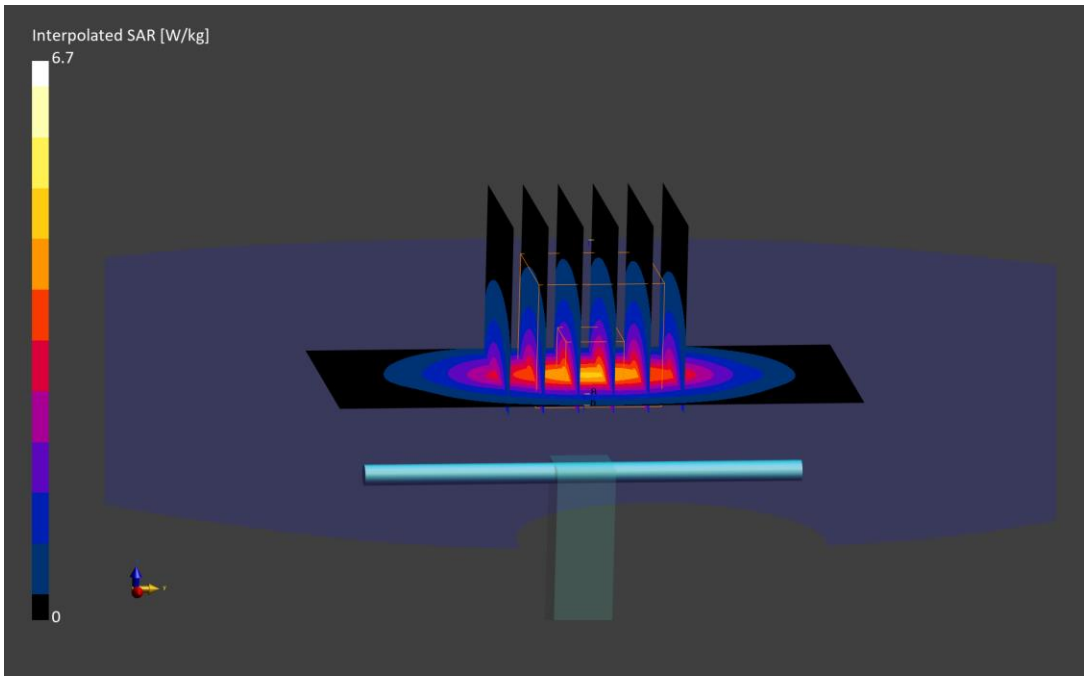

ELEMENT

DUT: Dipole 1900.0 MHz; Type: D1900V2 - SN5d148

Communication System: UID: 0, CW; Frequency: 1900.0 MHz
Medium: 1900 Head; Medium parameters used:
f = 1900.0 MHz; cond = 1.43 S/m; perm = 40.1; density = 1000 kg/m3
Phantom Section: Flat; Space: 10 mm

Test Date: 09/19/2022; Ambient Temp: 21.0°C; Tissue Temp: 21.5°C

Probe: EX3DV4 - SN7488; ConvF:(8.37,8.37,8.37); Calibrated: 2022-02-21
Sensor-Surface: 1.4mm (VMS + 6p)
Electronics: DAE4 Sn1415; Calibrated: 2022-02-23
Phantom: Twin-SAM V8.0; Serial: 2065
Measurement SW: DASY Module SAR V16.2.0.1425

1900 MHz System Verification at 20 dBm (100 mW)

Area Scan (40.0 x 90.0): Measurement grid: dx=10.0 mm, dy=15.0 mm
Zoom Scan (30.0 x 30.0 x 30.0): Measurement grid: dx=6.0 mm, dy=6.0 mm, dz=1.5 mm; Graded Ratio: 1.5
Peak SAR (extrapolated) = 7.88 W/kg
SAR(1 g) = 4.12 W/kg; SAR(10 g) = 2.13 W/kg
Deviation (1 g) = 2.74%; Deviation (10 g) = 1.43%

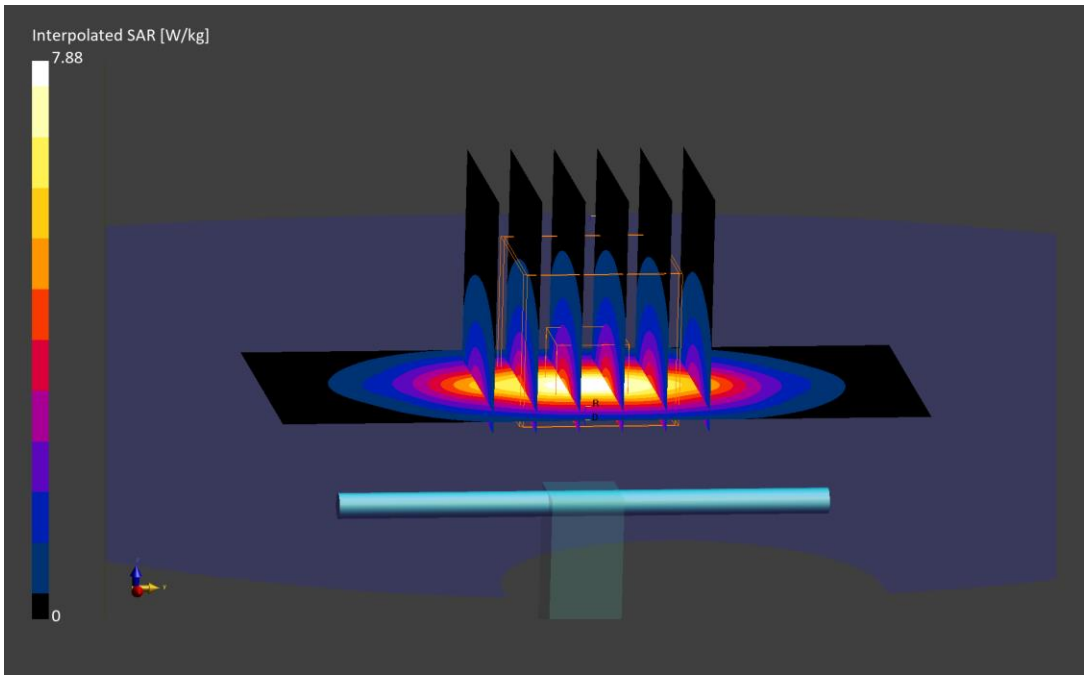

ELEMENT

DUT: Dipole 1900.0 MHz; Type: D1900V2 - SN5d148

Communication System: UID: 0, CW; Frequency: 1900.0 MHz
Medium: 1900 Head; Medium parameters used:
f = 1900.0 MHz; cond = 1.43 S/m; perm = 38.7; density = 1000 kg/m3
Phantom Section: Flat; Space: 10 mm

Test Date: 11/04/2022; Ambient Temp: 22.3°C; Tissue Temp: 21.5°C

Probe: EX3DV4 - SN7488; ConvF:(8.37,8.37,8.37); Calibrated: 2022-02-21
Sensor-Surface: 1.4mm (VMS + 6p)
Electronics: DAE4 Sn1415; Calibrated: 2022-02-23
Phantom: Twin-SAM V8.0; Serial: 2065
Measurement SW: DASY Module SAR V16.2.0.1425

1900 MHz System Verification at 20 dBm (100 mW)

Area Scan (40.0 x 90.0): Measurement grid: dx=10.0 mm, dy=15.0 mm
Zoom Scan (30.0 x 30.0 x 30.0): Measurement grid: dx=6.0 mm, dy=6.0 mm, dz=1.5 mm; Graded Ratio: 1.5
Peak SAR (extrapolated) = 8.22 W/kg
SAR(1 g) = 4.21 W/kg; SAR(10 g) = 2.18 W/kg
Deviation (1 g) = 4.99%; Deviation (10 g) = 3.81%

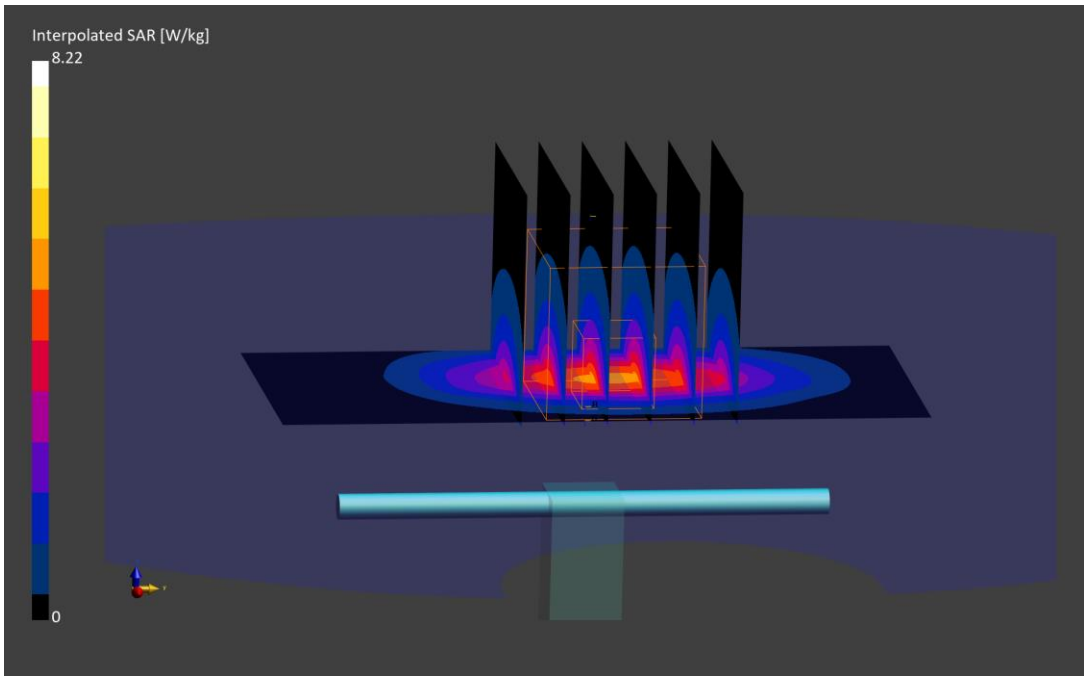

ELEMENT

DUT: Dipole 1900.0 MHz; Type: D1900V2 - SN5d030

Communication System: UID: 0, CW; Frequency: 1900.0 MHz
Medium: 1900 Head; Medium parameters used:
f = 1900.0 MHz; cond = 1.40 S/m; perm = 38.8; density = 1000 kg/m3
Phantom Section: Flat; Space: 10 mm

Test Date: 11/04/2022; Ambient Temp: 22.0°C; Tissue Temp: 20.3°C

Probe: EX3DV4 - SN7532; ConvF:(8.37,8.37,8.37); Calibrated: 2022-04-22
Sensor-Surface: 1.4mm (VMS + 6p)
Electronics: DAE4 Sn501; Calibrated: 2022-04-13
Phantom: Twin-SAM V8.0; Serial: 1357
Measurement SW: DASY Module SAR V16.2.0.1425

1900 MHz System Verification at 20 dBm (100 mW)

Area Scan (40.0 x 90.0): Measurement grid: dx=10.0 mm, dy=15.0 mm
Zoom Scan (30.0 x 30.0 x 30.0): Measurement grid: dx=6.0 mm, dy=6.0 mm, dz=1.5 mm; Graded Ratio: 1.5
Peak SAR (extrapolated) = 7.38 W/kg
SAR(1 g) = 3.95 W/kg; SAR(10 g) = 2.04 W/kg
Deviation (1 g) = -0.75%; Deviation (10 g) = 0.00%

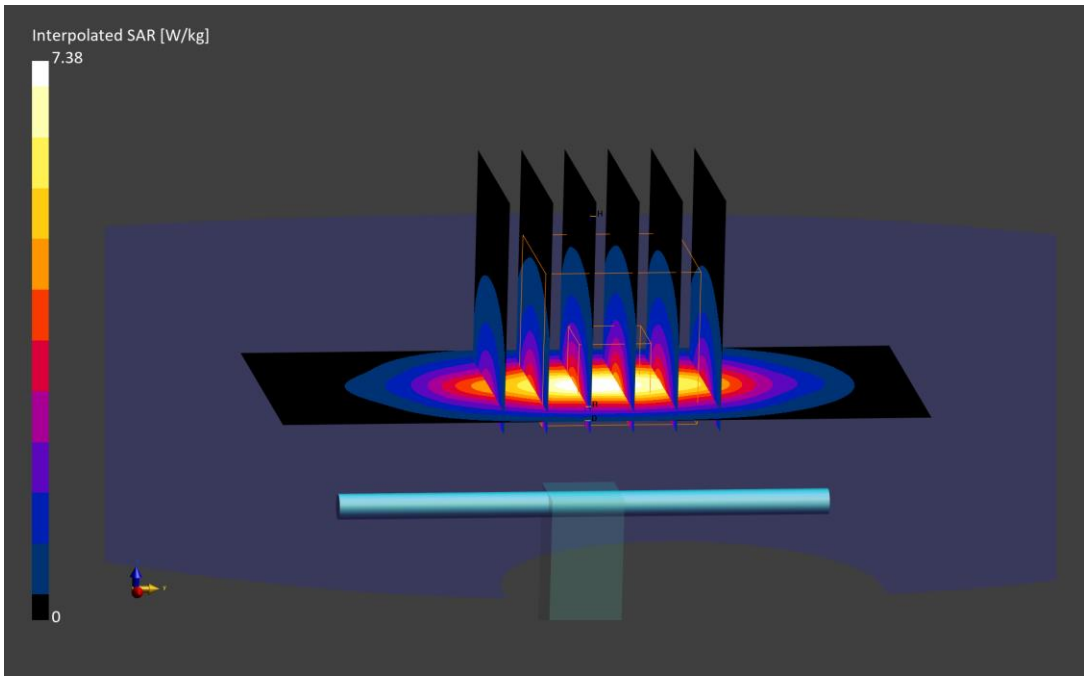

ELEMENT

DUT: Dipole 2300.0 MHz; Type: D2300V2 - SN1116

Communication System: UID: 0, CW; Frequency: 2300.0 MHz
Medium: 2450 Head; Medium parameters used:
f = 2300.0 MHz; cond = 1.66 S/m; perm = 38.1; density = 1000 kg/m3
Phantom Section: Flat; Space: 10 mm

Test Date: 11/09/2022; Ambient Temp: 21.1°C; Tissue Temp: 21.0°C

Probe: EX3DV4 - SN7409; ConvF:(7.52,7.52,7.52); Calibrated: 2022-06-16
Sensor-Surface: 1.4mm (VMS + 6p)
Electronics: DAE4 Sn1334; Calibrated: 2022-06-14
Phantom: Twin-SAM V5.0; Serial: 1792
Measurement SW: DASY Module SAR V16.2.0.1425

2300 MHz System Verification at 20 dBm (100 mW)

Area Scan (40.0 x 80.0): Measurement grid: dx=10.0 mm, dy=10.0 mm
Zoom Scan (30.0 x 30.0 x 30.0): Measurement grid: dx=5.0 mm, dy=5.0 mm, dz=1.5 mm; Graded Ratio: 1.5
Peak SAR (extrapolated) = 9.80 W/kg
SAR(1 g) = 4.73 W/kg; SAR(10 g) = 2.26 W/kg
Deviation (1 g) = -4.64%; Deviation (10 g) = -5.04%

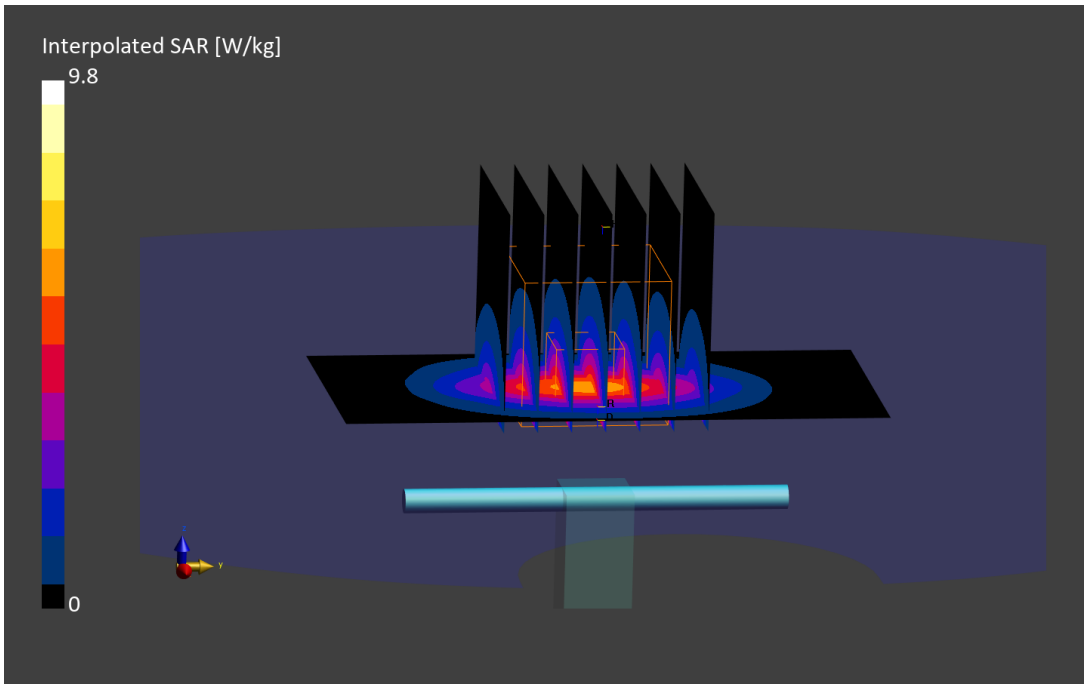

ELEMENT

DUT: Dipole 2300.0 MHz; Type: D2300V2 - SN1073

Communication System: UID: 0, CW; Frequency: 2300.0 MHz
Medium: 2450 Head; Medium parameters used:
f = 2300.0 MHz; cond = 1.69 S/m; perm = 38.5; density = 1000 kg/m3
Phantom Section: Flat; Space: 10 mm

Test Date: 11/11/2022; Ambient Temp: 22.8°C; Tissue Temp: 21.1°C

Probe: EX3DV4 - SN7409; ConvF:(7.52,7.52,7.52); Calibrated: 2022-06-16
Sensor-Surface: 1.4mm (VMS + 6p)
Electronics: DAE4 Sn1334; Calibrated: 2022-06-14
Phantom: Twin-SAM V5.0; Serial: 1792
Measurement SW: DASY Module SAR V16.2.0.1425

2300 MHz System Verification at 20 dBm (100 mW)

Area Scan (40.0 x 80.0): Measurement grid: dx=10.0 mm, dy=10.0 mm
Zoom Scan (30.0 x 30.0 x 30.0): Measurement grid: dx=5.0 mm, dy=5.0 mm, dz=1.5 mm; Graded Ratio: 1.5
Peak SAR (extrapolated) = 10.1 W/kg
SAR(1 g) = 4.92 W/kg; SAR(10 g) = 2.35 W/kg
Deviation (1 g) = 1.23%; Deviation (10 g) = -0.84%

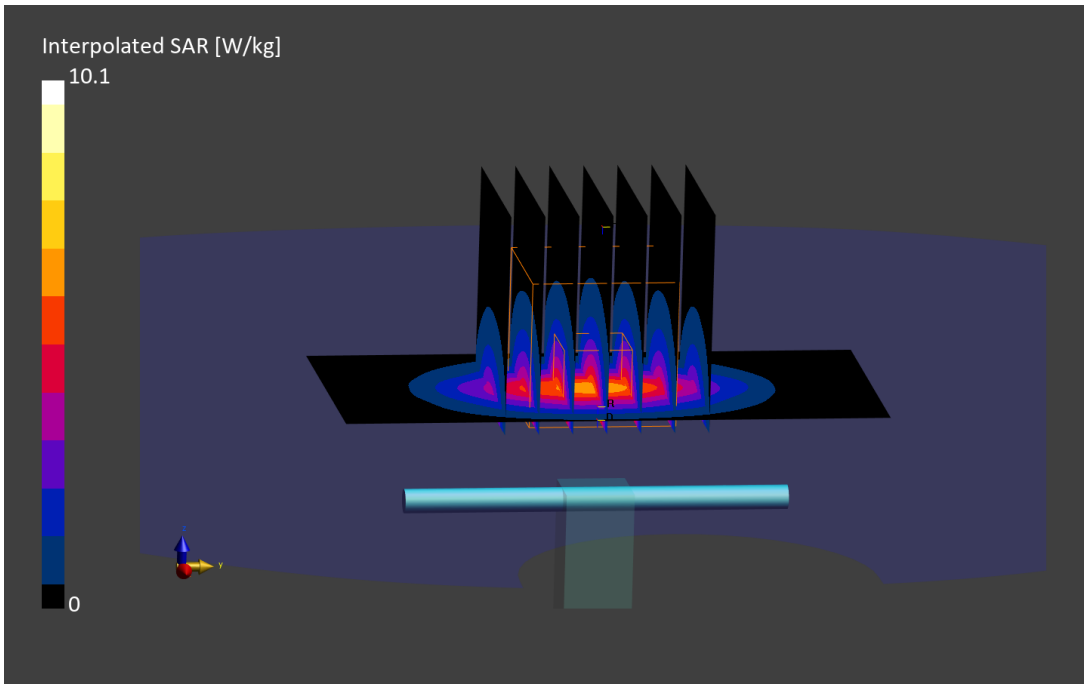

ELEMENT

DUT: Dipole 2450.0 MHz; Type: D2450V2 - SN719

Communication System: UID: 0, CW; Frequency: 2450.0 MHz
Medium: 2450 Head; Medium parameters used:
f = 2450.0 MHz; cond = 1.79 S/m; perm = 39.1; density = 1000 kg/m3
Phantom Section: Flat; Space: 10 mm

Test Date: 10/26/2022; Ambient Temp: 21.5°C; Tissue Temp: 20.7°C

Probe: EX3DV4 - SN7410; ConvF:(7.46,7.46,7.46); Calibrated: 2022-07-19
Sensor-Surface: 1.4mm (VMS + 6p)
Electronics: DAE4 Sn1583; Calibrated: 2022-07-18
Phantom: Twin-SAM V8.0; Serial: 1630
Measurement SW: DASY Module SAR V16.2.0.1425

2450 MHz System Verification at 20 dBm (100 mW)

Area Scan (40.0 x 80.0): Measurement grid: dx=10.0 mm, dy=10.0 mm
Zoom Scan (30.0 x 30.0 x 30.0): Measurement grid: dx=5.0 mm, dy=5.0 mm, dz=1.5 mm; Graded Ratio: 1.5
Peak SAR (extrapolated) = 11.6 W/kg
SAR(1 g) = 5.59 W/kg; SAR(10 g) = 2.61 W/kg
Deviation (1 g) = 1.64%; Deviation (10 g) = 1.56%

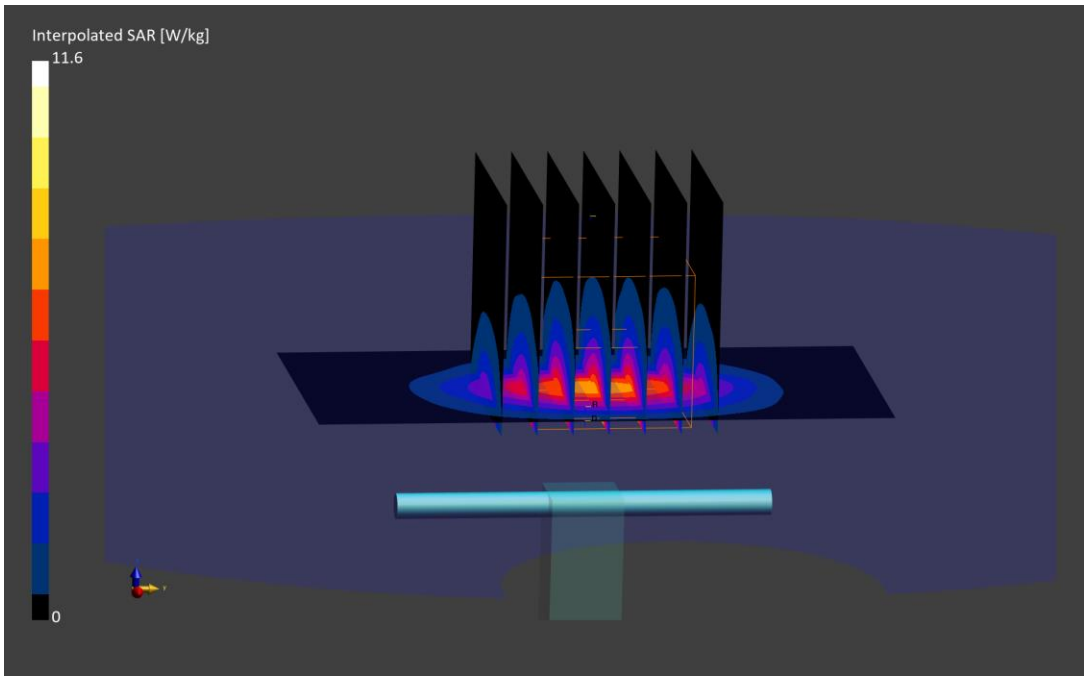

ELEMENT

DUT: Dipole 2450.0 MHz; Type: D2450V2 - SN882

Communication System: UID: 0, CW; Frequency: 2450.0 MHz
Medium: 2450 Head; Medium parameters used:
f = 2450.0 MHz; cond = 1.87 S/m; perm = 38.2; density = 1000 kg/m3
Phantom Section: Flat; Space: 10 mm

Test Date: 10/30/2022; Ambient Temp: 21.8°C; Tissue Temp: 22.1°C

Probe: EX3DV4 - SN7640; ConvF:(8.61,8.61,8.61); Calibrated: 2022-02-24
Sensor-Surface: 1.4mm (VMS + 6p)
Electronics: DAE4 Sn1645; Calibrated: 2022-02-21
Phantom: Twin-SAM V5.0; Serial: 1868
Measurement SW: DASY Module SAR V16.2.0.1425

2450 MHz System Verification at 20 dBm (100 mW)

Area Scan (40.0 x 80.0): Measurement grid: dx=10.0 mm, dy=10.0 mm
Zoom Scan (30.0 x 30.0 x 30.0): Measurement grid: dx=5.0 mm, dy=5.0 mm, dz=1.5 mm; Graded Ratio: 1.5
Peak SAR (extrapolated) = 11.4 W/kg
SAR(1 g) = 5.41 W/kg; SAR(10 g) = 2.48 W/kg
Deviation (1 g) = 4.84%; Deviation (10 g) = 3.33%

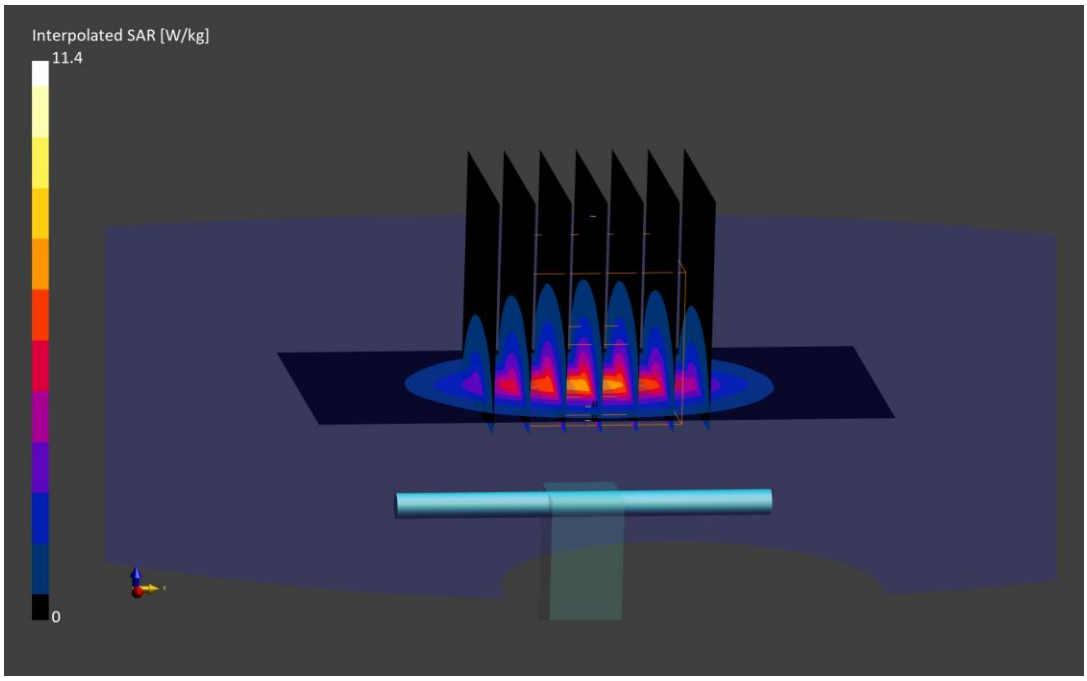

ELEMENT

DUT: Dipole 2450.0 MHz; Type: D2450V2 - SN882

Communication System: UID: 0, CW; Frequency: 2450.0 MHz
Medium: 2450 Head; Medium parameters used:
f = 2450.0 MHz; cond = 1.87 S/m; perm = 38.3; density = 1000 kg/m3
Phantom Section: Flat; Space: 10 mm

Test Date: 11/01/2022; Ambient Temp: 21.1°C; Tissue Temp: 21.3°C

Probe: EX3DV4 - SN7640; ConvF:(8.61,8.61,8.61); Calibrated: 2022-02-24
Sensor-Surface: 1.4mm (VMS + 6p)
Electronics: DAE4 Sn1645; Calibrated: 2022-02-21
Phantom: Twin-SAM V5.0; Serial: 1868
Measurement SW: DASY Module SAR V16.2.0.1425

2450 MHz System Verification at 20 dBm (100 mW)

Area Scan (40.0 x 80.0): Measurement grid: dx=10.0 mm, dy=10.0 mm
Zoom Scan (30.0 x 30.0 x 30.0): Measurement grid: dx=5.0 mm, dy=5.0 mm, dz=1.5 mm; Graded Ratio: 1.5
Peak SAR (extrapolated) = 11.8 W/kg
SAR(1 g) = 5.41 W/kg; SAR(10 g) = 2.46 W/kg
Deviation (1 g) = 4.84%; Deviation (10 g) = 2.50%

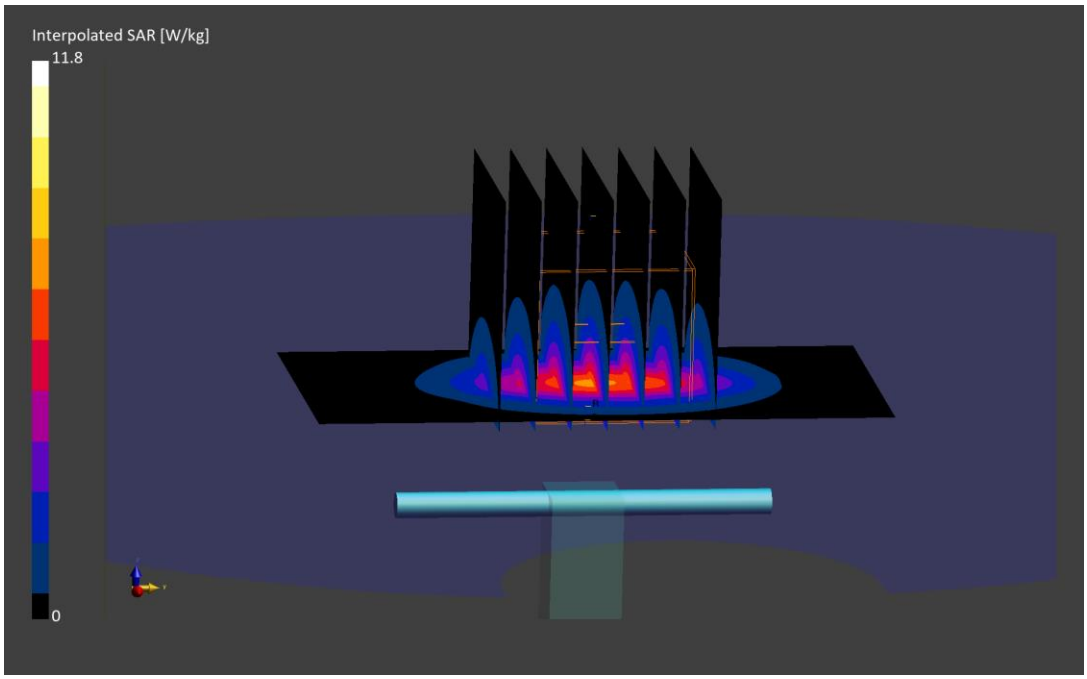

ELEMENT

DUT: Dipole 2450.0 MHz; Type: D2450V2 - SN750

Communication System: UID: 0, CW; Frequency: 2450.0 MHz
Medium: 2450 Head; Medium parameters used:
f = 2450.0 MHz; cond = 1.85 S/m; perm = 40.4; density = 1000 kg/m3
Phantom Section: Flat; Space: 10 mm

Test Date: 11/03/2022; Ambient Temp: 21.9°C; Tissue Temp: 20.6°C

Probe: EX3DV4 - SN7546; ConvF:(7.36,7.36,7.36); Calibrated: 2022-04-22
Sensor-Surface: 1.4mm (VMS + 6p)
Electronics: DAE4 Sn1402; Calibrated: 2022-04-14
Phantom: Twin-SAM V8.0; Serial: 2070
Measurement SW: DASY Module SAR V16.2.0.1425

2450 MHz System Verification at 20 dBm (100 mW)

Area Scan (40.0 x 80.0): Measurement grid: dx=10.0 mm, dy=10.0 mm
Zoom Scan (30.0 x 30.0 x 30.0): Measurement grid: dx=5.0 mm, dy=5.0 mm, dz=1.5 mm; Graded Ratio: 1.5
Peak SAR (extrapolated) = 10.6 W/kg
SAR(1 g) = 4.92 W/kg; SAR(10 g) = 2.28 W/kg
Deviation (1 g) = -6.46%; Deviation (10 g) = -6.94%

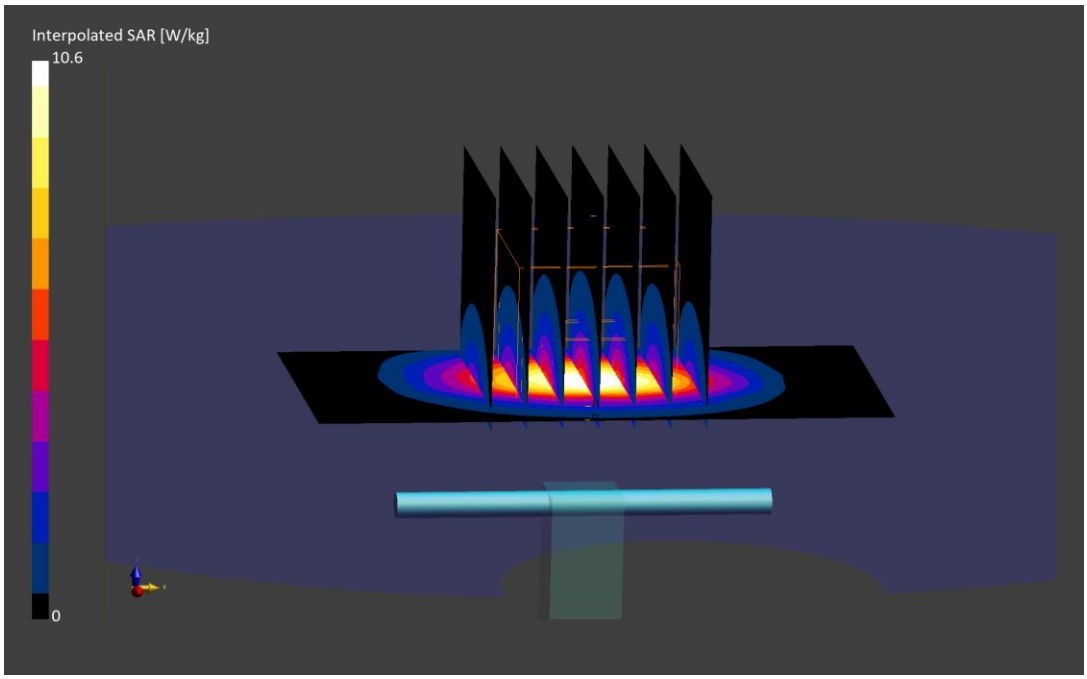

ELEMENT

DUT: D2600V2 - SN1009; Type: D2600V2; Serial: SN1009

Communication System: UID 0, CW; Frequency: 2600 MHz; Duty Cycle: 1:1
Medium: 2450 Head Medium parameters used:
f = 2600 MHz; σ = 1.942 S/m; ε_r = 38.137; ρ = 1000 kg/m^3
Phantom section: Flat Section; Space: 1.0 cm

Test Date: 10/20/2022; Ambient Temp: 20.2°C; Tissue Temp: 19.0°C

Probe: EX3DV4 - SN7637; ConvF(8.12, 8.12, 8.12) @ 2600 MHz; Calibrated: 3/22/2022
Sensor-Surface: 1.4mm (Mechanical Surface Detection)
Electronics: DAE4 Sn1652; Calibrated: 3/14/2022
Phantom: Twin-SAM V8.0 (20); Type: QD 000 P41 Ax; Serial: 1937
Measurement SW: DASY52, Version 52.10 (4);SEMCAD X Version 14.6.14 (7501)

2600 MHz System Verification at 20.0 dBm (100 mW)

Area Scan (8x9x1): Measurement grid: dx=12mm, dy=12mm
Zoom Scan (7x7x7)/Cube 0: Measurement grid: dx=5mm, dy=5mm, dz=5mm
Reference Value = 57.38 V/m; Power Drift = -0.01 dB
Peak SAR (extrapolated) = 12.3 W/kg
SAR(1 g) = 5.61 W/kg; SAR(10 g) = 2.49 W/kg
Deviation(1 g) = -1.23%; Deviation(10 g) = -1.97%

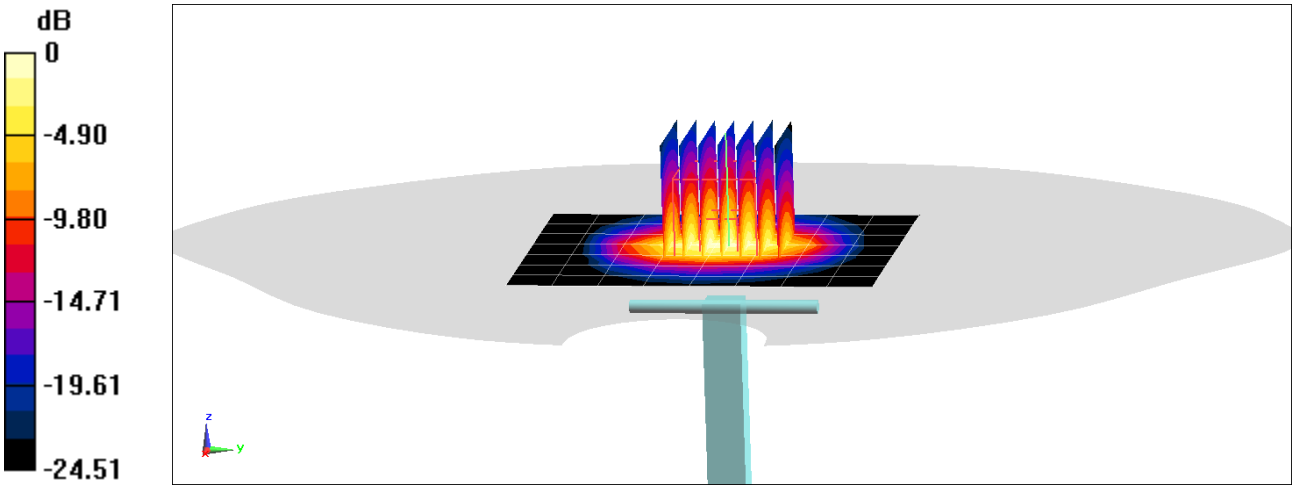

0 dB = 9.67 W/kg = 9.85 dBW/kg

ELEMENT

DUT: Dipole 2450.0 MHz; Type: D2450V2 - SN981

Communication System: UID: 0, CW; Frequency: 2450.0 MHz
Medium: 2450 Head; Medium parameters used:
f = 2450.0 MHz; cond = 1.77 S/m; perm = 39.0; density = 1000 kg/m3
Phantom Section: Flat; Space: 10 mm

Test Date: 11/07/2022; Ambient Temp: 23.0°C; Tissue Temp: 21.0°C

Probe: EX3DV4 - SN7410; ConvF:(7.46,7.46,7.46); Calibrated: 2022-07-19
Sensor-Surface: 1.4mm (VMS + 6p)
Electronics: DAE4 Sn1583; Calibrated: 2022-07-18
Phantom: Twin-SAM V8.0; Serial: 1630
Measurement SW: DASY Module SAR V16.2.0.1425

2450 MHz System Verification at 20 dBm (100 mW)

Area Scan (40.0 x 80.0): Measurement grid: dx=10.0 mm, dy=10.0 mm
Zoom Scan (30.0 x 30.0 x 30.0): Measurement grid: dx=5.0 mm, dy=5.0 mm, dz=1.5 mm; Graded Ratio: 1.5
Peak SAR (extrapolated) = 10.2 W/kg
SAR(1 g) = 4.97 W/kg; SAR(10 g) = 2.33 W/kg
Deviation (1 g) = -7.79%; Deviation (10 g) = -8.27%

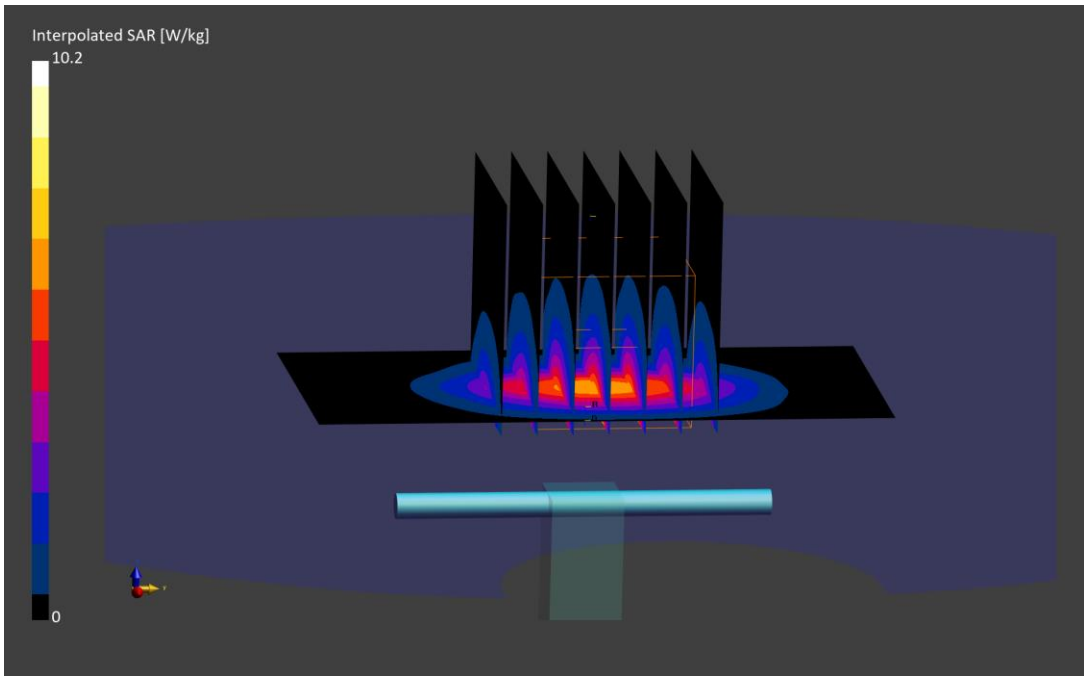

ELEMENT

DUT: Dipole 2600.0 MHz; Type: D2600V2 - SN1071

Communication System: UID: 0, CW; Frequency: 2600.0 MHz
Medium: 2450 Head; Medium parameters used:
f = 2600.0 MHz; cond = 1.91 S/m; perm = 38.9; density = 1000 kg/m3
Phantom Section: Flat; Space: 10 mm

Test Date: 10/26/2022; Ambient Temp: 21.5°C; Tissue Temp: 20.7°C

Probe: EX3DV4 - SN7410; ConvF:(7.33,7.33,7.33); Calibrated: 2022-07-19
Sensor-Surface: 1.4mm (VMS + 6p)
Electronics: DAE4 Sn1583; Calibrated: 2022-07-18
Phantom: Twin-SAM V8.0; Serial: 1630
Measurement SW: DASY Module SAR V16.2.0.1425

2600 MHz System Verification at 20 dBm (100 mW)

Area Scan (40.0 x 80.0): Measurement grid: dx=10.0 mm, dy=10.0 mm
Zoom Scan (30.0 x 30.0 x 30.0): Measurement grid: dx=5.0 mm, dy=5.0 mm, dz=1.5 mm; Graded Ratio: 1.5
Peak SAR (extrapolated) = 12.7 W/kg
SAR(1 g) = 6.07 W/kg; SAR(10 g) = 2.74 W/kg
Deviation (1 g) = 8.20%; Deviation (10 g) = 9.16%

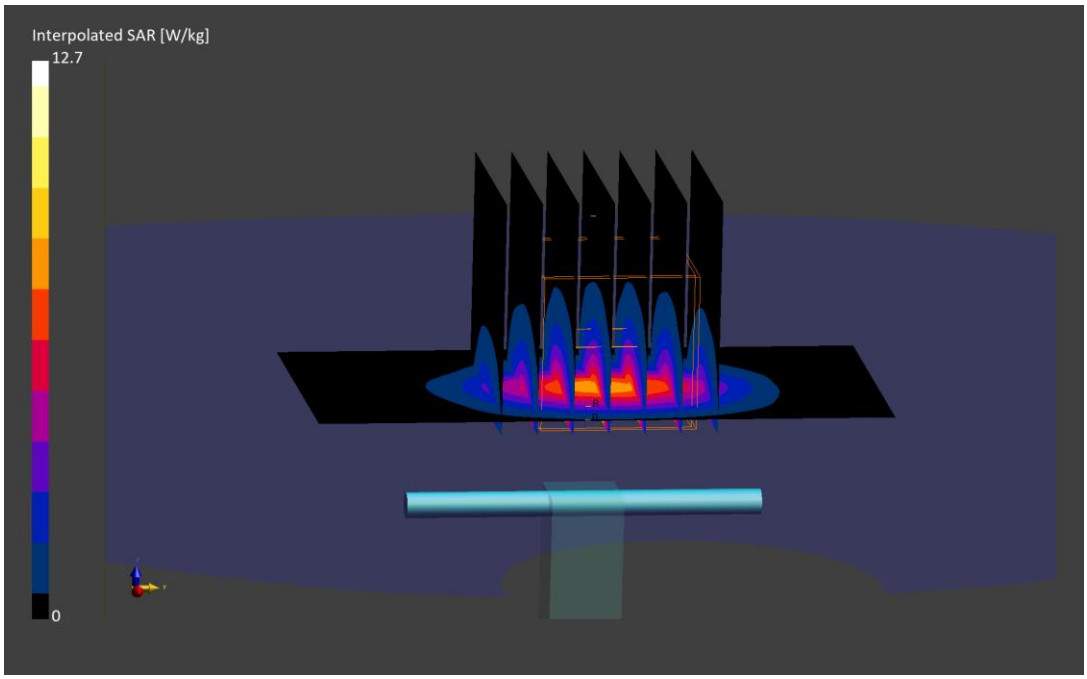

ELEMENT

DUT: Dipole 2600.0 MHz; Type: D2600V2 - SN1042

Communication System: UID: 0, CW; Frequency: 2600.0 MHz
Medium: 2450 Head; Medium parameters used:
f = 2600.0 MHz; cond = 1.98 S/m; perm = 40.2; density = 1000 kg/m3
Phantom Section: Flat; Space: 10 mm

Test Date: 11/03/2022; Ambient Temp: 21.9°C; Tissue Temp: 20.6°C

Probe: EX3DV4 - SN7546; ConvF:(7.15,7.15,7.15); Calibrated: 2022-04-22
Sensor-Surface: 1.4mm (VMS + 6p)
Electronics: DAE4 Sn1402; Calibrated: 2022-04-14
Phantom: Twin-SAM V8.0; Serial: 2070
Measurement SW: DASY Module SAR V16.2.0.1425

2600 MHz System Verification at 20 dBm (100 mW)

Area Scan (40.0 x 80.0): Measurement grid: dx=10.0 mm, dy=10.0 mm
Zoom Scan (30.0 x 30.0 x 30.0): Measurement grid: dx=5.0 mm, dy=5.0 mm, dz=1.5 mm; Graded Ratio: 1.5
Peak SAR (extrapolated) = 11.8 W/kg
SAR(1 g) = 5.31 W/kg; SAR(10 g) = 2.38 W/kg
Deviation (1 g) = -4.84%; Deviation (10 g) = -4.42%

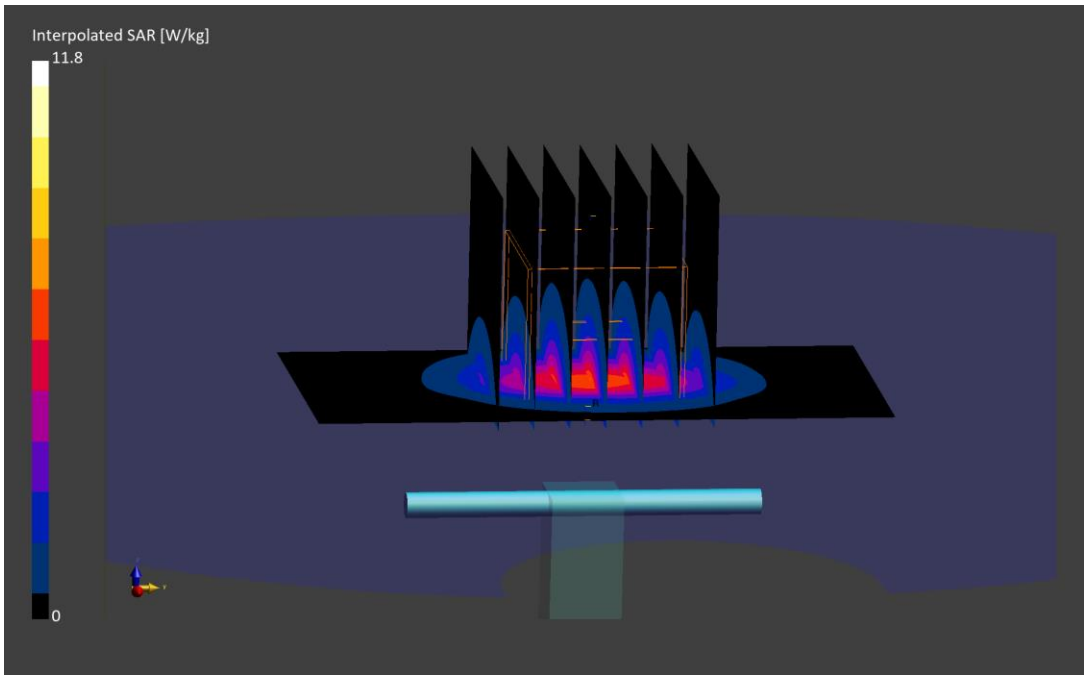

ELEMENT

DUT: Dipole 2600.0 MHz; Type: D2600V2 - SN1004

Communication System: UID: 0, CW; Frequency: 2600.0 MHz
Medium: 2450 Head; Medium parameters used:
f = 2600.0 MHz; cond = 1.90 S/m; perm = 38.6; density = 1000 kg/m3
Phantom Section: Flat; Space: 10 mm

Test Date: 11/04/2022; Ambient Temp: 21.8°C; Tissue Temp: 22.5°C

Probe: EX3DV4 - SN7410; ConvF:(7.33,7.33,7.33); Calibrated: 2022-07-19
Sensor-Surface: 1.4mm (VMS + 6p)
Electronics: DAE4 Sn1583; Calibrated: 2022-07-18
Phantom: Twin-SAM V8.0; Serial: 1630
Measurement SW: DASY Module SAR V16.2.0.1425

2600 MHz System Verification at 20 dBm (100 mW)

Area Scan (40.0 x 80.0): Measurement grid: dx=10.0 mm, dy=10.0 mm
Zoom Scan (30.0 x 30.0 x 30.0): Measurement grid: dx=5.0 mm, dy=5.0 mm, dz=1.5 mm; Graded Ratio: 1.5
Peak SAR (extrapolated) = 12.1 W/kg
SAR(1 g) = 5.89 W/kg; SAR(10 g) = 2.67 W/kg
Deviation (1 g) = 1.90%; Deviation (10 g) = 3.89%

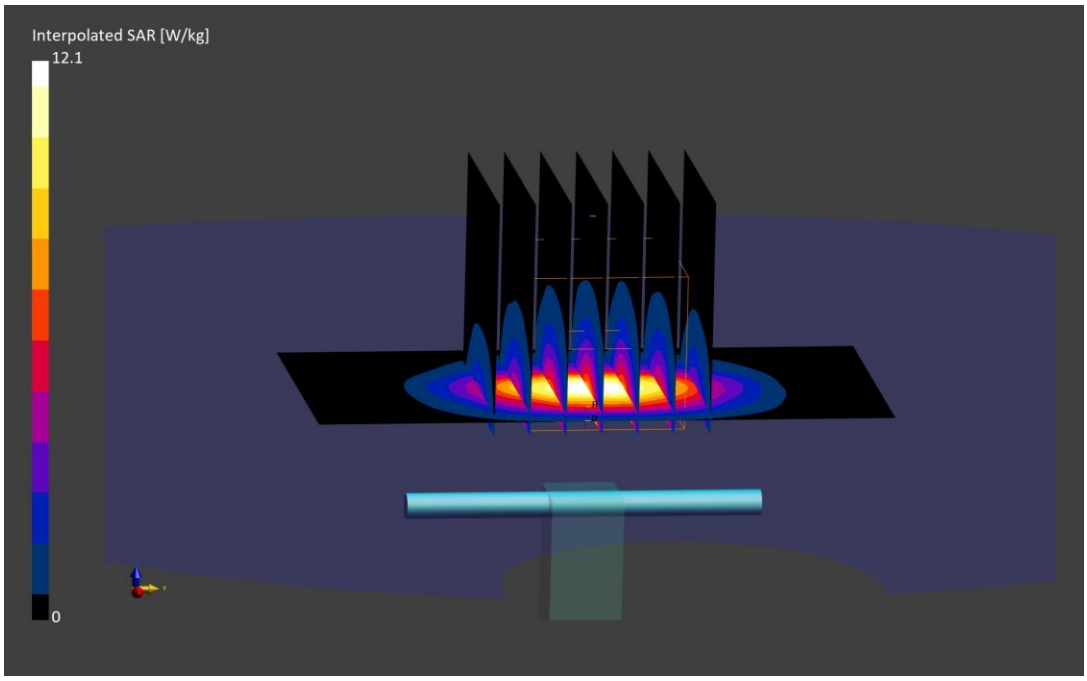

ELEMENT

DUT: Dipole 2600.0 MHz; Type: D2600V2 - SN1004

Communication System: UID: 0, CW; Frequency: 2600.0 MHz
Medium: 2450 Head; Medium parameters used:
f = 2600.0 MHz; cond = 1.89 S/m; perm = 38.7; density = 1000 kg/m3
Phantom Section: Flat; Space: 10 mm

Test Date: 11/07/2022; Ambient Temp: 23.0°C; Tissue Temp: 21.0°C

Probe: EX3DV4 - SN7410; ConvF:(7.33,7.33,7.33); Calibrated: 2022-07-19
Sensor-Surface: 1.4mm (VMS + 6p)
Electronics: DAE4 Sn1583; Calibrated: 2022-07-18
Phantom: Twin-SAM V8.0; Serial: 1630
Measurement SW: DASY Module SAR V16.2.0.1425

2600 MHz System Verification at 20 dBm (100 mW)

Area Scan (40.0 x 80.0): Measurement grid: dx=10.0 mm, dy=10.0 mm
Zoom Scan (30.0 x 30.0 x 30.0): Measurement grid: dx=5.0 mm, dy=5.0 mm, dz=1.5 mm; Graded Ratio: 1.5
Peak SAR (extrapolated) = 12.0 W/kg
SAR(1 g) = 5.80 W/kg; SAR(10 g) = 2.63 W/kg
Deviation (1 g) = 0.35%; Deviation (10 g) = 2.33%

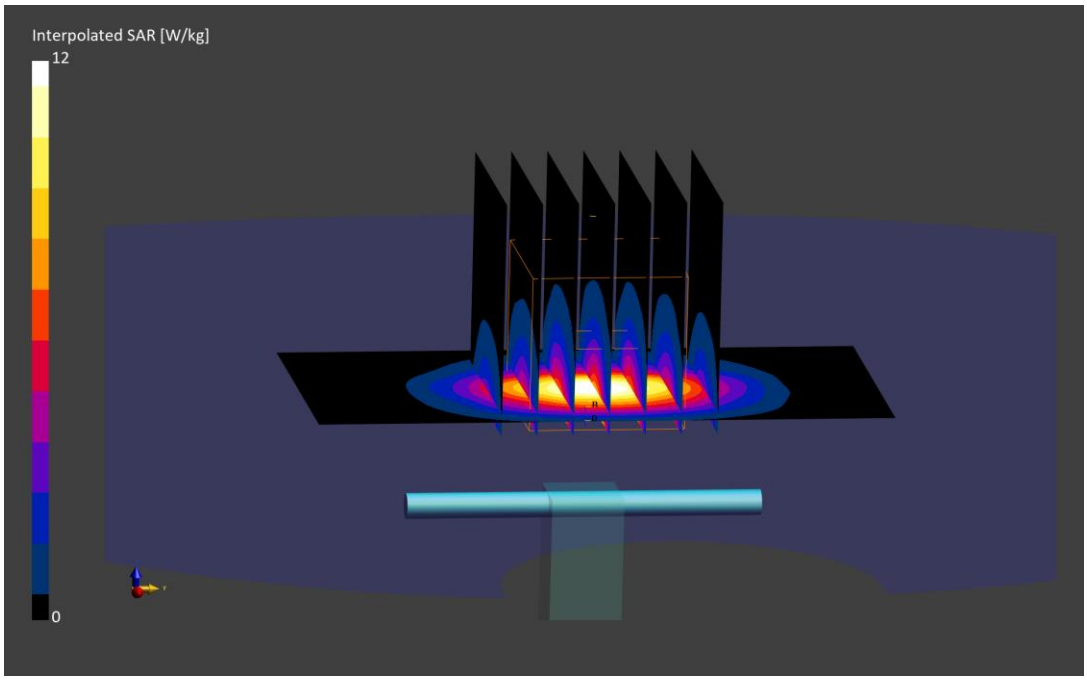

ELEMENT

DUT: Dipole 3500.0 MHz; Type: D3500V2 - SN1126

Communication System: UID: 0, CW; Frequency: 3500.0 MHz
Medium: 3600 Head; Medium parameters used:
f = 3500.0 MHz; cond = 2.79 S/m; perm = 38.3; density = 1000 kg/m3
Phantom Section: Flat; Space: 10 mm

Test Date: 10/11/2022; Ambient Temp: 20.1°C; Tissue Temp: 19.5°C

Probe: EX3DV4 - SN7416; ConvF:(6.67,6.67,6.67); Calibrated: 2022-05-18
Sensor-Surface: 1.4mm (VMS + 6p)
Electronics: DAE4 Sn701; Calibrated: 2022-05-16
Phantom: Twin-SAM V8.0; Serial: 2071
Measurement SW: DASY Module SAR V16.2.0.1425

3500 MHz System Verification at 20 dBm (100 mW)

Area Scan (40.0 x 80.0): Measurement grid: dx=10.0 mm, dy=10.0 mm
Zoom Scan (28.0 x 28.0 x 28.0): Measurement grid: dx=5.0 mm, dy=5.0 mm, dz=1.4 mm; Graded Ratio: 1.5
Peak SAR (extrapolated) = 17.5 W/kg
SAR(1 g) = 6.98 W/kg; SAR(10 g) = 2.68 W/kg
Deviation (1 g) = 4.18%; Deviation (10 g) = 7.20%;

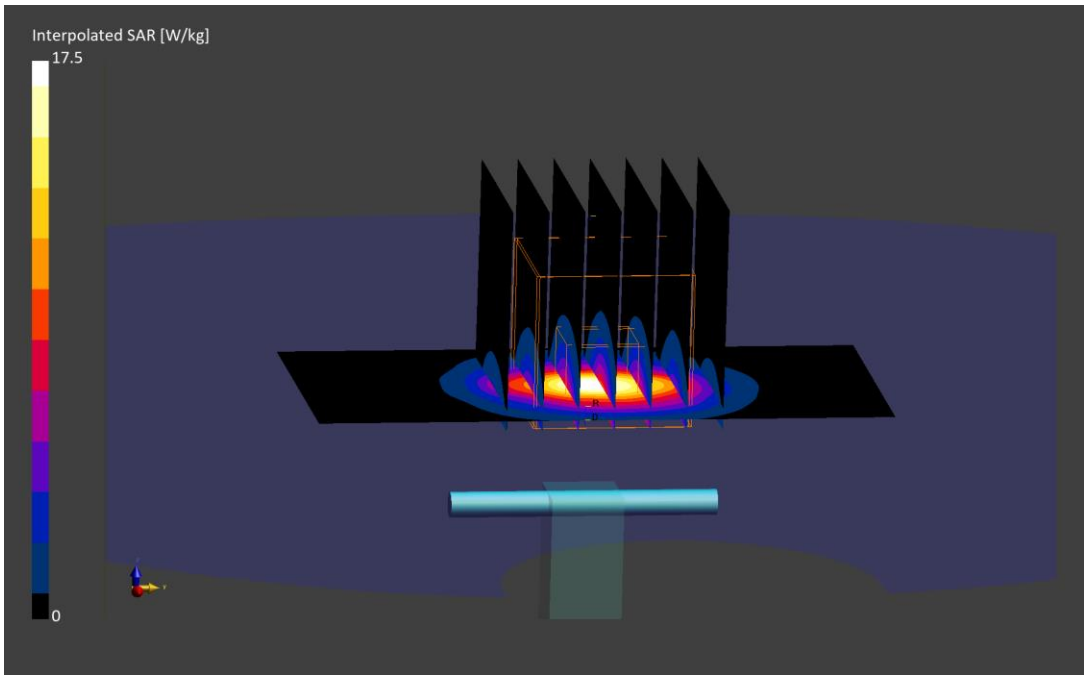

ELEMENT

DUT: Dipole 3500.0 MHz; Type: D3500V2 - SN1059

Communication System: UID: 0, CW; Frequency: 3500.0 MHz
Medium: 3600 Head; Medium parameters used:
f = 3500.0 MHz; cond = 2.83 S/m; perm = 38.6; density = 1000 kg/m3
Phantom Section: Flat; Space: 10 mm

Test Date: 10/17/2022; Ambient Temp: 20.7°C; Tissue Temp: 20.4°C

Probe: EX3DV4 - SN7410; ConvF:(7.04,7.04,7.04); Calibrated: 2022-07-19
Sensor-Surface: 1.4mm (VMS + 6p)
Electronics: DAE4 Sn1583; Calibrated: 2022-07-18
Phantom: Twin-SAM V8.0; Serial: 1630
Measurement SW: DASY Module SAR V16.2.0.1425

3500 MHz System Verification at 20 dBm (100 mW)

Area Scan (40.0 x 80.0): Measurement grid: dx=10.0 mm, dy=10.0 mm
Zoom Scan (28.0 x 28.0 x 28.0): Measurement grid: dx=5.0 mm, dy=5.0 mm, dz=1.4 mm; Graded Ratio: 1.5
Peak SAR (extrapolated) = 15.4 W/kg
SAR(1 g) = 6.34 W/kg; SAR(10 g) = 2.47 W/kg
Deviation (1 g) = -0.47%; Deviation (10 g) = 3.35%

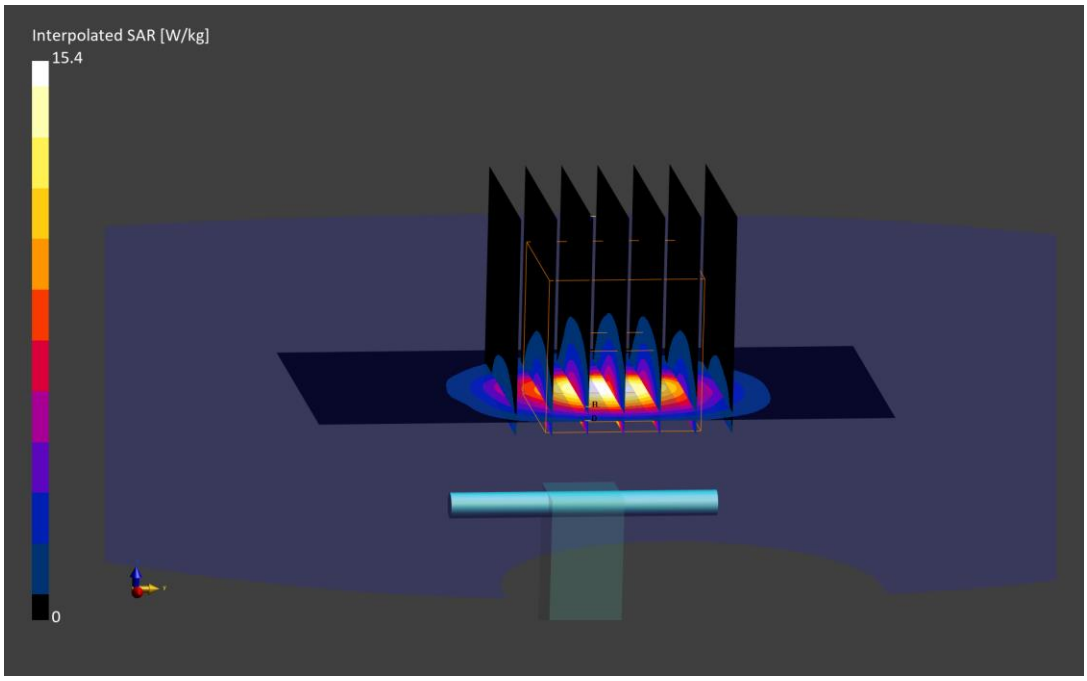

ELEMENT

DUT: Dipole 3500.0 MHz; Type: D3500V2 - SN1126

Communication System: UID: 0, CW; Frequency: 3500.0 MHz
Medium: 3600 Head; Medium parameters used:
f = 3500.0 MHz; cond = 2.88 S/m; perm = 38.1; density = 1000 kg/m3
Phantom Section: Flat; Space: 10 mm

Test Date: 10/20/2022; Ambient Temp: 22.2°C; Tissue Temp: 21.2°C

Probe: EX3DV4 - SN7639; ConvF:(7.58,7.58,7.58); Calibrated: 2021-11-16
Sensor-Surface: 1.4mm (VMS + 6p)
Electronics: DAE4 Sn1646; Calibrated: 2021-11-11
Phantom: Twin-SAM V8.0; Serial: 1736
Measurement SW: DASY Module SAR V16.2.0.1425

3500 MHz System Verification at 20 dBm (100 mW)

Area Scan (40.0 x 80.0): Measurement grid: dx=10.0 mm, dy=10.0 mm
Zoom Scan (28.0 x 28.0 x 28.0): Measurement grid: dx=5.0 mm, dy=5.0 mm, dz=1.4 mm; Graded Ratio: 1.5
Peak SAR (extrapolated) = 16.2 W/kg
SAR(1 g) = 6.26 W/kg; SAR(10 g) = 2.35 W/kg
Deviation (1 g) = -6.57%; Deviation (10 g) = -6.00%

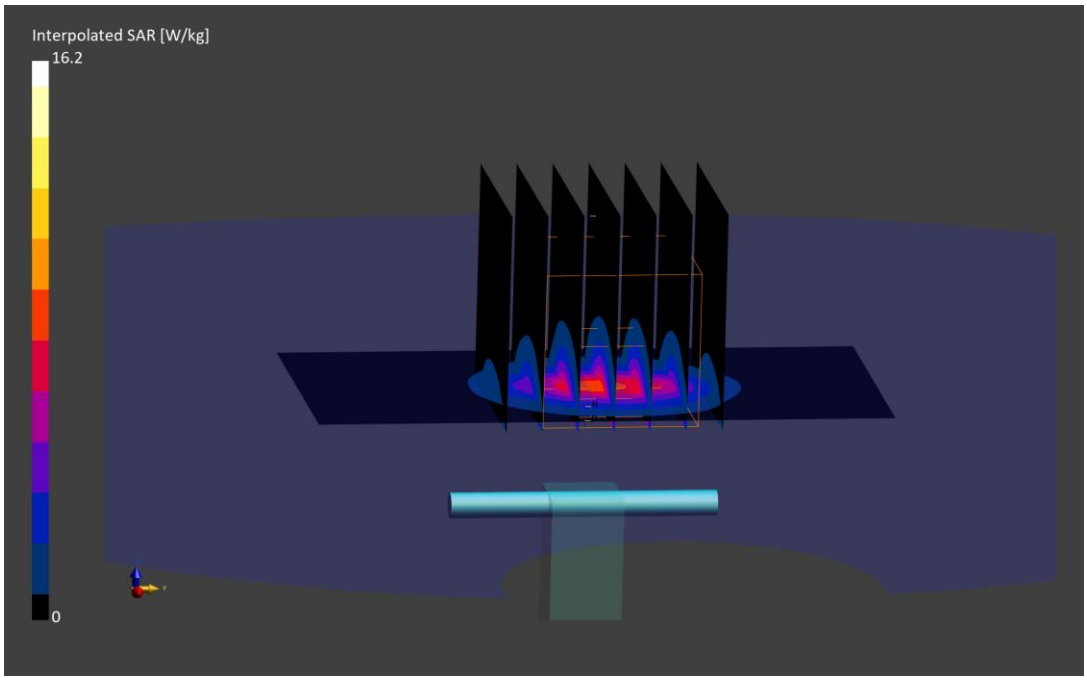

ELEMENT

DUT: Dipole 3700.0 MHz; Type: D3700V2 - SN1097

Communication System: UID: 0, CW; Frequency: 3700.0 MHz
Medium: 3600 Head; Medium parameters used:
f = 3700.0 MHz; cond = 2.98 S/m; perm = 38.0; density = 1000 kg/m3
Phantom Section: Flat; Space: 10 mm

Test Date: 10/11/2022; Ambient Temp: 20.1°C; Tissue Temp: 19.5°C

Probe: EX3DV4 - SN7416; ConvF:(6.43,6.43,6.43); Calibrated: 2022-05-18
Sensor-Surface: 1.4mm (VMS + 6p)
Electronics: DAE4 Sn701; Calibrated: 2022-05-16
Phantom: Twin-SAM V8.0; Serial: 2071
Measurement SW: DASY Module SAR V16.2.0.1425

3700 MHz System Verification at 20 dBm (100 mW)

Area Scan (40.0 x 80.0): Measurement grid: dx=10.0 mm, dy=10.0 mm
Zoom Scan (28.0 x 28.0 x 28.0): Measurement grid: dx=5.0 mm, dy=5.0 mm, dz=1.4 mm; Graded Ratio: 1.5
Peak SAR (extrapolated) = 18.5 W/kg
SAR(1 g) = 6.96 W/kg; SAR(10 g) = 2.59 W/kg
Deviation (1 g) = 2.20%; Deviation (10 g) = 5.71%

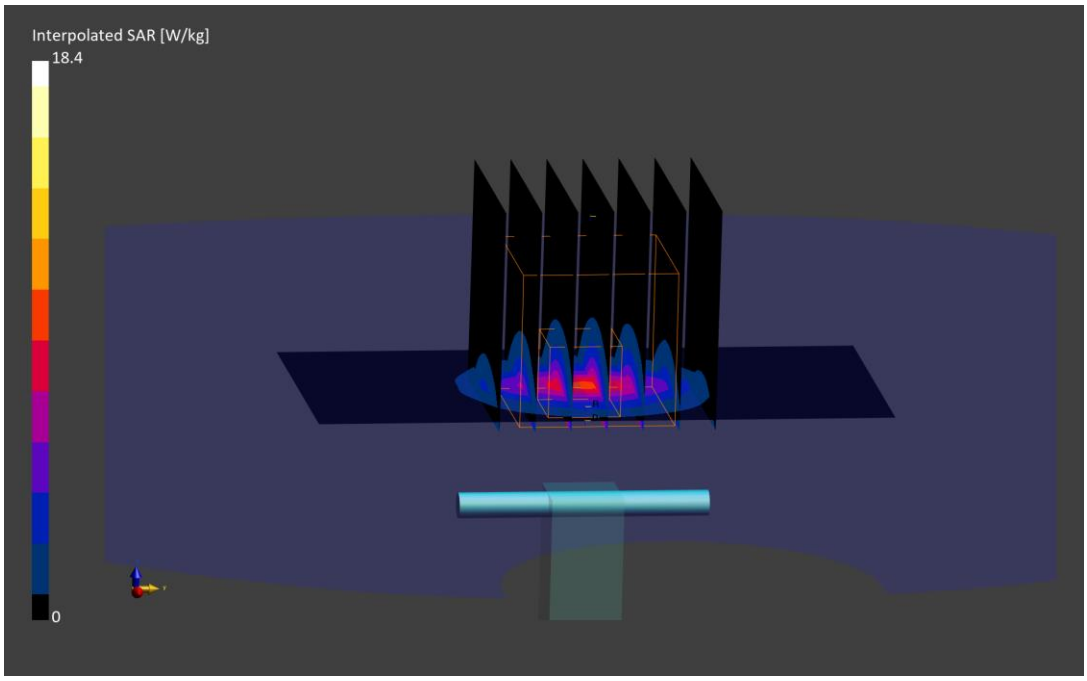

ELEMENT

DUT: Dipole 3700.0 MHz; Type: D3700V2 - SN1067

Communication System: UID: 0, CW; Frequency: 3700.0 MHz
Medium: 3600 Head; Medium parameters used:
f = 3700.0 MHz; cond = 3.02 S/m; perm = 38.2; density = 1000 kg/m3
Phantom Section: Flat; Space: 10 mm

Test Date: 10/17/2022; Ambient Temp: 20.7°C; Tissue Temp: 20.4°C

Probe: EX3DV4 - SN7410; ConvF:(6.98,6.98,6.98); Calibrated: 2022-07-19
Sensor-Surface: 1.4mm (VMS + 6p)
Electronics: DAE4 Sn1583; Calibrated: 2022-07-18
Phantom: Twin-SAM V8.0; Serial: 1630
Measurement SW: DASY Module SAR V16.2.0.1425

3700 MHz System Verification at 20 dBm (100 mW)

Area Scan (40.0 x 80.0): Measurement grid: dx=10.0 mm, dy=10.0 mm
Zoom Scan (28.0 x 28.0 x 28.0): Measurement grid: dx=5.0 mm, dy=5.0 mm, dz=1.4 mm; Graded Ratio: 1.5
Peak SAR (extrapolated) = 18.2 W/kg
SAR(1 g) = 6.98 W/kg; SAR(10 g) = 2.62 W/kg
Deviation (1 g) = 3.87%; Deviation (10 g) = 7.82%

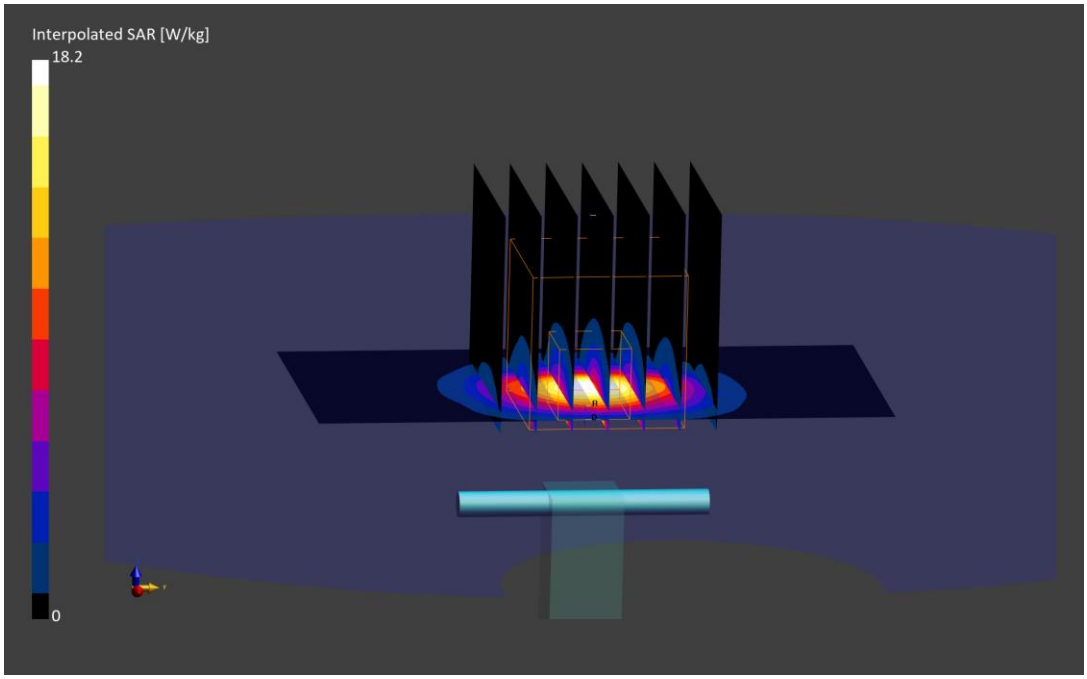

ELEMENT

DUT: Dipole 3700.0 MHz; Type: D3700V2 - SN1097

Communication System: UID: 0, CW; Frequency: 3700.0 MHz
Medium: 3600 Head; Medium parameters used:
f = 3700.0 MHz; cond = 2.98 S/m; perm = 38.1; density = 1000 kg/m3
Phantom Section: Flat; Space: 10 mm

Test Date: 10/17/2022; Ambient Temp: 20.9°C; Tissue Temp: 20.5°C

Probe: EX3DV4 - SN7416; ConvF:(6.43,6.43,6.43); Calibrated: 2022-05-18
Sensor-Surface: 1.4mm (VMS + 6p)
Electronics: DAE4 Sn701; Calibrated: 2022-05-16
Phantom: Twin-SAM V8.0; Serial: 2071
Measurement SW: DASY Module SAR V16.2.0.1425

3700 MHz System Verification at 20 dBm (100 mW)

Area Scan (40.0 x 80.0): Measurement grid: dx=10.0 mm, dy=10.0 mm
Zoom Scan (28.0 x 28.0 x 28.0): Measurement grid: dx=5.0 mm, dy=5.0 mm, dz=1.4 mm; Graded Ratio: 1.5
Peak SAR (extrapolated) = 18.2 W/kg
SAR(1 g) = 6.95 W/kg; SAR(10 g) = 2.59 W/kg
Deviation (1 g) = 2.06%; Deviation (10 g) = 5.71%

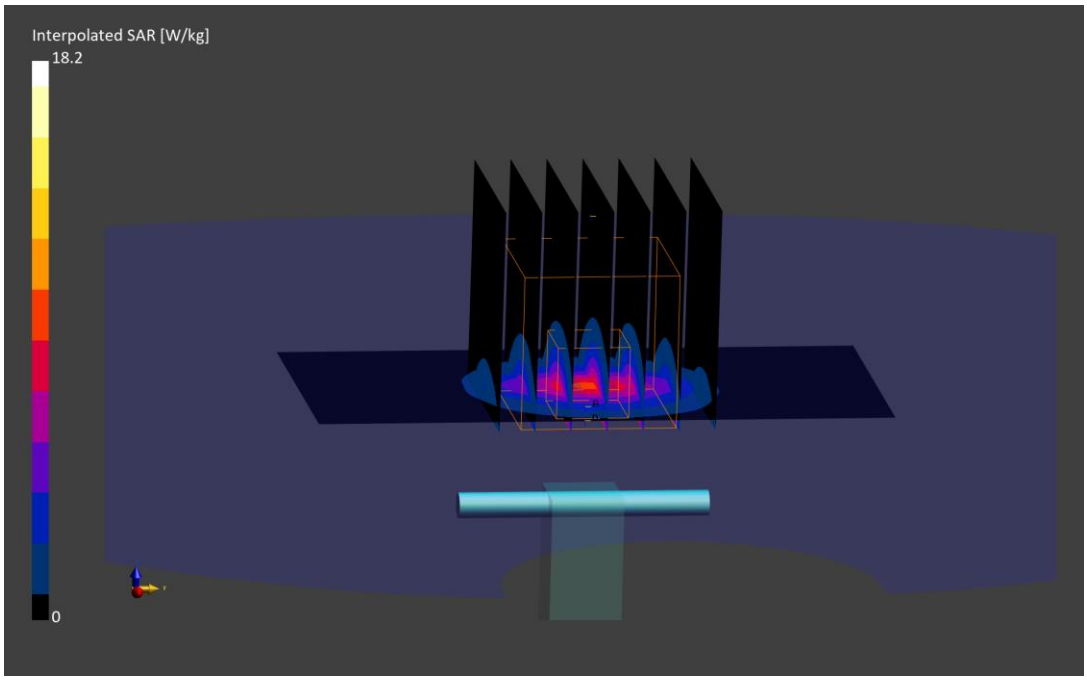

ELEMENT

DUT: Dipole 3900.0 MHz; Type: D3900V2 - SN1062

Communication System: UID: 0, CW; Frequency: 3900.0 MHz
Medium: 3600 Head; Medium parameters used:
f = 3900.0 MHz; cond = 3.18 S/m; perm = 37.8; density = 1000 kg/m3
Phantom Section: Flat; Space: 10 mm

Test Date: 10/17/2022; Ambient Temp: 20.9°C; Tissue Temp: 20.5°C

Probe: EX3DV4 - SN7416; ConvF:(6.4,6.4,6.4); Calibrated: 2022-05-18
Sensor-Surface: 1.4mm (VMS + 6p)
Electronics: DAE4 Sn701; Calibrated: 2022-05-16
Phantom: Twin-SAM V8.0; Serial: 2071
Measurement SW: DASY Module SAR V16.2.0.1425

3900 MHz System Verification at 20 dBm (100 mW)

Area Scan (40.0 x 80.0): Measurement grid: dx=10.0 mm, dy=10.0 mm
Zoom Scan (28.0 x 28.0 x 28.0): Measurement grid: dx=5.0 mm, dy=5.0 mm, dz=1.4 mm; Graded Ratio: 1.5
Peak SAR (extrapolated) = 18.1 W/kg
SAR(1 g) = 6.96 W/kg; SAR(10 g) = 2.49 W/kg
Deviation (1 g) = 1.46%; Deviation (10 g) = 4.62%

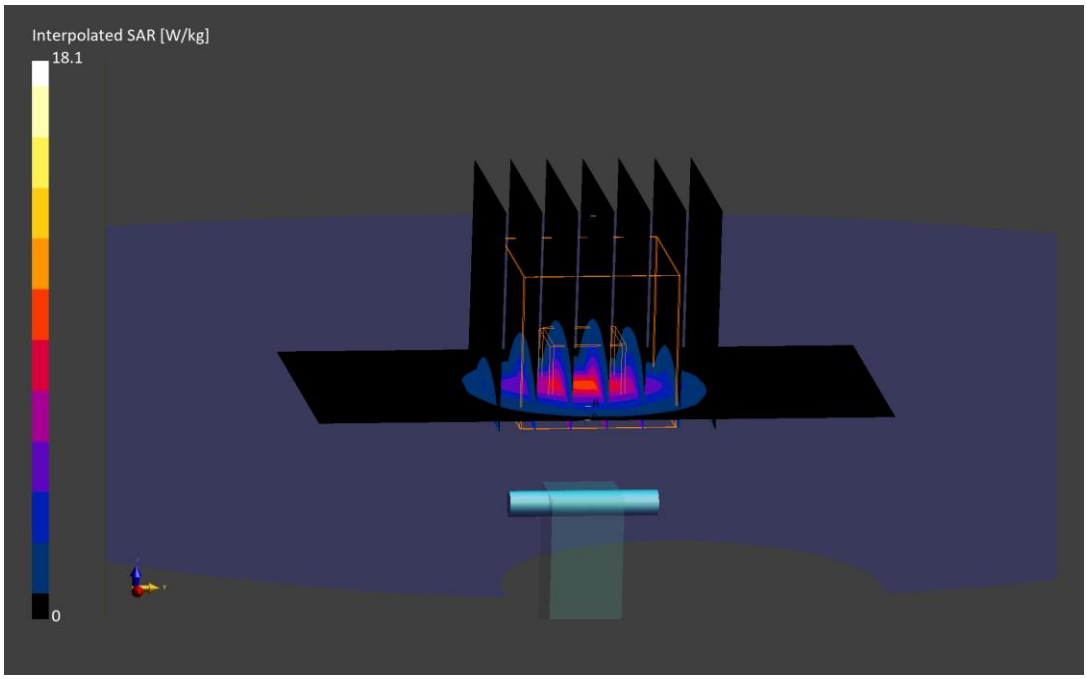

ELEMENT

DUT: Dipole 5250.0 MHz; Type: D5GHzV2 - SN1237

Communication System: UID: 0, CW; Frequency: 5250.0 MHz
Medium: 5200-5800 Head; Medium parameters used:
f = 5250.0 MHz; cond = 4.53 S/m; perm = 34.8; density = 1000 kg/m3
Phantom Section: Flat; Space: 10 mm

Test Date: 10/31/2022; Ambient Temp: 20.2°C; Tissue Temp: 20.1°C

Probe: EX3DV4 - SN7565; ConvF:(5.29,5.29,5.29); Calibrated: 2021-11-15
Sensor-Surface: 1.4mm (VMS + 6p)
Electronics: DAE4 Sn1466; Calibrated: 2021-11-11
Phantom: Twin-SAM V8.0; Serial: 1934
Measurement SW: DASY Module SAR V16.2.0.1425

5250 MHz System Verification at 17 dBm (50 mW)

Area Scan (40.0 x 80.0): Measurement grid: dx=10.0 mm, dy=10.0 mm
Zoom Scan (22.0 x 22.0 x 22.0): Measurement grid: dx=4.0 mm, dy=4.0 mm, dz=1.4 mm; Graded Ratio: 1.4
Peak SAR (extrapolated) = 14.5 W/kg
SAR(1 g) = 3.80 W/kg; SAR(10 g) = 1.08 W/kg
Deviation (1 g) = -5.94%; Deviation (10 g) = -5.26%



ELEMENT

DUT: Dipole 5600.0 MHz; Type: D5GHzV2 - SN1237

Communication System: UID: 0, CW; Frequency: 5600.0 MHz
Medium: 5200-5800 Head; Medium parameters used:
f = 5600.0 MHz; cond = 4.92 S/m; perm = 34.1; density = 1000 kg/m3
Phantom Section: Flat; Space: 10 mm

Test Date: 10/31/2022; Ambient Temp: 20.2°C; Tissue Temp: 20.1°C

Probe: EX3DV4 - SN7565; ConvF:(4.55,4.55,4.55); Calibrated: 2021-11-15
Sensor-Surface: 1.4mm (VMS + 6p)
Electronics: DAE4 Sn1466; Calibrated: 2021-11-11
Phantom: Twin-SAM V8.0; Serial: 1934
Measurement SW: DASY Module SAR V16.2.0.1425

5600 MHz System Verification at 17 dBm (50 mW)

Area Scan (40.0 x 80.0): Measurement grid: dx=10.0 mm, dy=10.0 mm
Zoom Scan (22.0 x 22.0 x 22.0): Measurement grid: dx=4.0 mm, dy=4.0 mm, dz=1.4 mm; Graded Ratio: 1.4
Peak SAR (extrapolated) = 17.0 W/kg
SAR(1 g) = 4.10 W/kg; SAR(10 g) = 1.17 W/kg
Deviation (1 g) = -2.50%; Deviation (10 g) = -1.27%



ELEMENT

DUT: Dipole 5750.0 MHz; Type: D5GHzV2 - SN1237

Communication System: UID: 0, CW; Frequency: 5750.0 MHz
Medium: 5200-5800 Head; Medium parameters used:
f = 5750.0 MHz; cond = 5.09 S/m; perm = 33.9; density = 1000 kg/m3
Phantom Section: Flat; Space: 10 mm

Test Date: 10/31/2022; Ambient Temp: 20.2°C; Tissue Temp: 20.1°C

Probe: EX3DV4 - SN7565; ConvF:(4.7,4.7,4.7); Calibrated: 2021-11-15
Sensor-Surface: 1.4mm (VMS + 6p)
Electronics: DAE4 Sn1466; Calibrated: 2021-11-11
Phantom: Twin-SAM V8.0; Serial: 1934
Measurement SW: DASY Module SAR V16.2.0.1425

5750 MHz System Verification at 17 dBm (50 mW)

Area Scan (40.0 x 80.0): Measurement grid: dx=10.0 mm, dy=10.0 mm
Zoom Scan (22.0 x 22.0 x 22.0): Measurement grid: dx=4.0 mm, dy=4.0 mm, dz=1.4 mm; Graded Ratio: 1.4
Peak SAR (extrapolated) = 16.5 W/kg
SAR(1 g) = 3.88 W/kg; SAR(10 g) = 1.11 W/kg
Deviation (1 g) = -4.32%; Deviation (10 g) = -1.77%



ELEMENT

DUT: Dipole 5800.0 MHz; Type: D5GHzV2 - SN1057

Communication System: UID: 0, CW; Frequency: 5800.0 MHz
Medium: 5200-5800 Head; Medium parameters used:
f = 5800.0 MHz; cond = 5.31 S/m; perm = 34.5; density = 1000 kg/m3
Phantom Section: Flat; Space: 10 mm

Test Date: 10/31/2022; Ambient Temp: 23.2°C; Tissue Temp: 20.9°C

Probe: EX3DV4 - SN7527; ConvF:(4.88,4.88,4.88); Calibrated: 2022-03-21
Sensor-Surface: 1.4mm (VMS + 6p)
Electronics: DAE4 Sn1272; Calibrated: 2022-03-16
Phantom: Twin-SAM V5.0; Serial: 1757
Measurement SW: DASY Module SAR V16.2.0.1425

5800 MHz System Verification at 17 dBm (50 mW)

Area Scan (40.0 x 80.0): Measurement grid: dx=10.0 mm, dy=10.0 mm
Zoom Scan (22.0 x 22.0 x 22.0): Measurement grid: dx=4.0 mm, dy=4.0 mm, dz=1.4 mm; Graded Ratio: 1.4
Peak SAR (extrapolated) = 17.5 W/kg
SAR(1 g) = 3.99 W/kg; SAR(10 g) = 1.13 W/kg
Deviation (1 g) = -2.80%; Deviation (10 g) = -1.74%



ELEMENT

DUT: Dipole 750.0 MHz; Type: D750V3 - SN1054

Communication System: UID: 0, CW; Frequency: 750.0 MHz
Medium: 750 Body; Medium parameters used:
f = 750.0 MHz; cond = 0.933 S/m; perm = 54.1; density = 1000 kg/m3
Phantom Section: Flat; Space: 15 mm

Test Date: 09/13/2022; Ambient Temp: 21.9°C; Tissue Temp: 21.4°C

Probe: EX3DV4 - SN7668; ConvF:(9.55,9.55,9.55); Calibrated: 2022-08-23
Sensor-Surface: 1.4mm (VMS + 6p)
Electronics: DAE4 Sn1680; Calibrated: 2022-08-15
Phantom: Twin-SAM V8.0; Serial: 2056
Measurement SW: DASY Module SAR V16.2.0.1425

750 MHz System Verification at 23 dBm (200 mW)

Area Scan (40.0 x 90.0): Measurement grid: dx=10.0 mm, dy=15.0 mm
Zoom Scan (30.0 x 30.0 x 30.0): Measurement grid: dx=6.0 mm, dy=6.0 mm, dz=1.5 mm; Graded Ratio: 1.5
Peak SAR (extrapolated) = 2.71 W/kg
SAR(1 g) = 1.71 W/kg; SAR(10 g) = 1.13 W/kg
Deviation (1 g) = -0.93%; Deviation (10 g) = -1.22%

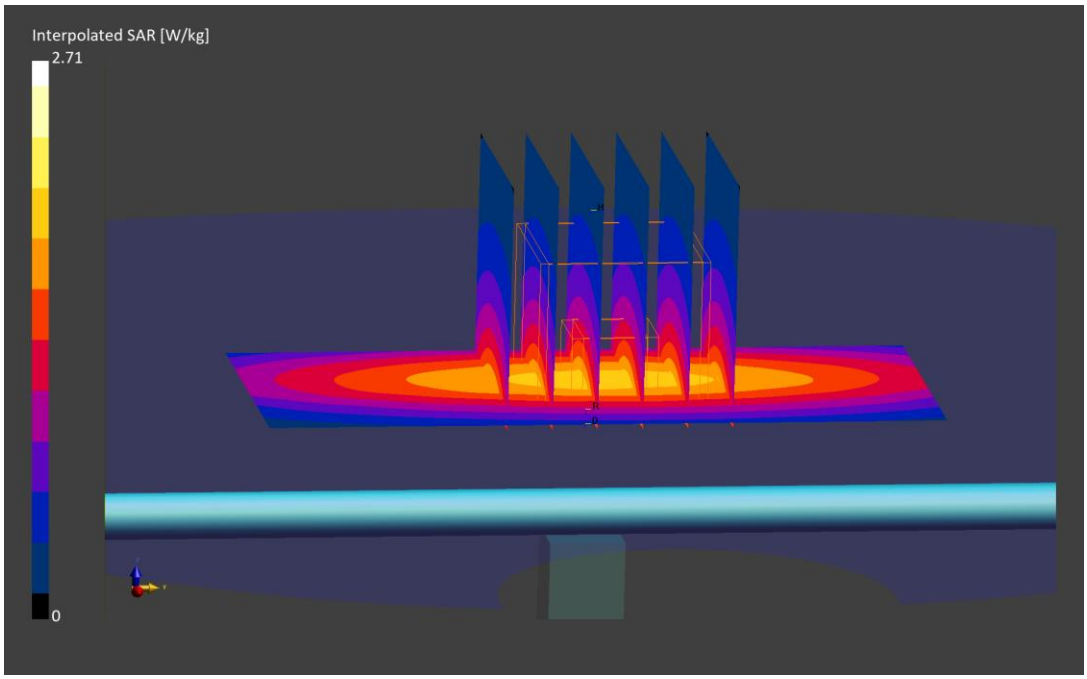

ELEMENT

DUT: Dipole 750.0 MHz; Type: D750V3 - SN1003

Communication System: UID: 0, CW; Frequency: 750.0 MHz
Medium: 750 Body; Medium parameters used:
f = 750.0 MHz; cond = 0.939 S/m; perm = 53.1; density = 1000 kg/m3
Phantom Section: Flat; Space: 15 mm

Test Date: 09/21/2022; Ambient Temp: 23.1°C; Tissue Temp: 23.1°C

Probe: EX3DV4 - SN7565; ConvF:(9.78,9.78,9.78); Calibrated: 2021-11-15
Sensor-Surface: 1.4mm (VMS + 6p)
Electronics: DAE4 Sn1466; Calibrated: 2021-11-11
Phantom: Twin-SAM V8.0; Serial: 1934
Measurement SW: DASY Module SAR V16.2.0.1425

750 MHz System Verification at 23 dBm (200 mW)

Area Scan (40.0 x 90.0): Measurement grid: dx=10.0 mm, dy=15.0 mm
Zoom Scan (30.0 x 30.0 x 30.0): Measurement grid: dx=6.0 mm, dy=6.0 mm, dz=1.5 mm; Graded Ratio: 1.5
Peak SAR (extrapolated) = 2.69 W/kg
SAR(1 g) = 1.71 W/kg; SAR(10 g) = 1.14 W/kg
Deviation (1 g) = -2.84%; Deviation (10 g) = -2.40%

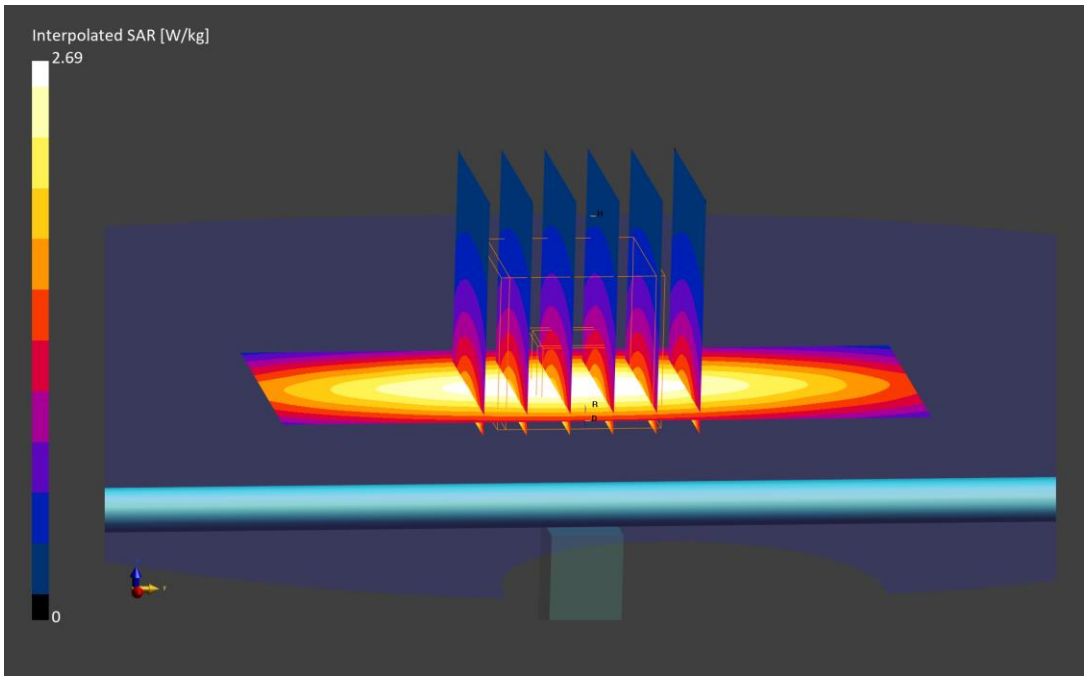

ELEMENT

DUT: Dipole 750.0 MHz; Type: D750V3 - SN1003

Communication System: UID: 0, CW; Frequency: 750.0 MHz
Medium: 750 Body; Medium parameters used:
f = 750.0 MHz; cond = 0.934 S/m; perm = 53.4; density = 1000 kg/m3
Phantom Section: Flat; Space: 15 mm

Test Date: 09/23/2022; Ambient Temp: 23.1°C; Tissue Temp: 23.0°C

Probe: EX3DV4 - SN7565; ConvF:(9.78,9.78,9.78); Calibrated: 2021-11-15
Sensor-Surface: 1.4mm (VMS + 6p)
Electronics: DAE4 Sn1466; Calibrated: 2021-11-11
Phantom: Twin-SAM V8.0; Serial: 1934
Measurement SW: DASY Module SAR V16.2.0.1425

750 MHz System Verification at 23 dBm (200 mW)

Area Scan (40.0 x 90.0): Measurement grid: dx=10.0 mm, dy=15.0 mm
Zoom Scan (30.0 x 30.0 x 30.0): Measurement grid: dx=6.0 mm, dy=6.0 mm, dz=1.5 mm; Graded Ratio: 1.5
Peak SAR (extrapolated) = 2.74 W/kg
SAR(1 g) = 1.75 W/kg; SAR(10 g) = 1.18 W/kg
Deviation (1 g) = -0.57%; Deviation (10 g) = 1.03%

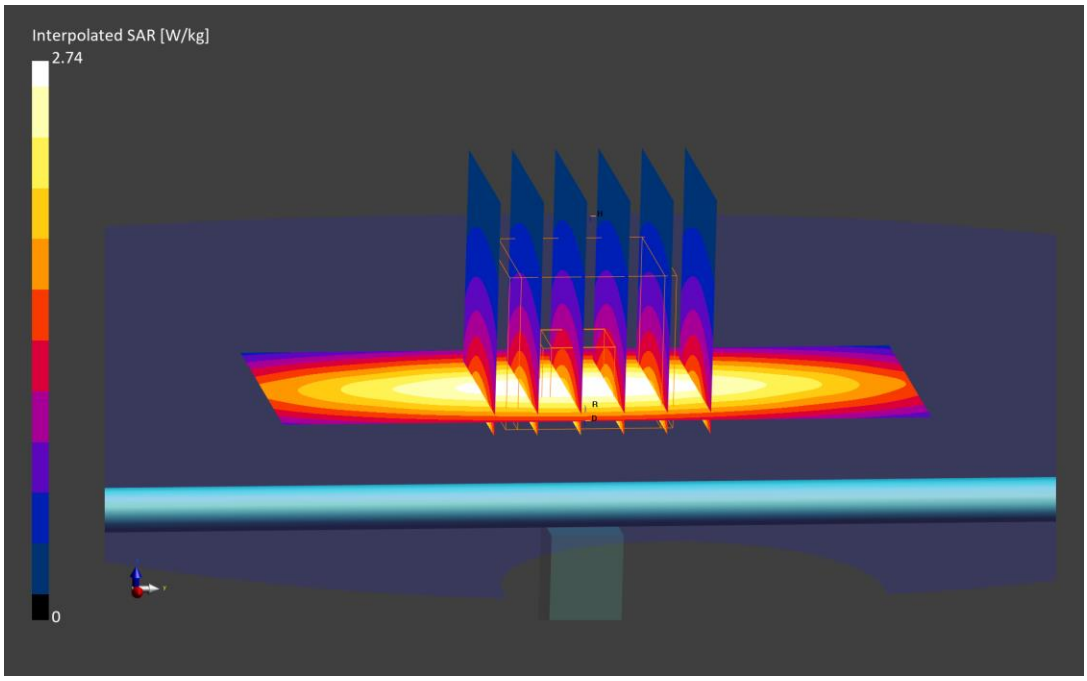

ELEMENT

DUT: Dipole 750.0 MHz; Type: D750V3 - SN1003

Communication System: UID: 0, CW; Frequency: 750.0 MHz
Medium: 750 Body; Medium parameters used:
f = 750.0 MHz; cond = 0.938 S/m; perm = 53.2; density = 1000 kg/m3
Phantom Section: Flat; Space: 15 mm

Test Date: 09/26/2022; Ambient Temp: 23.2°C; Tissue Temp: 23.4°C

Probe: EX3DV4 - SN7565; ConvF:(9.78,9.78,9.78); Calibrated: 2021-11-15
Sensor-Surface: 1.4mm (VMS + 6p)
Electronics: DAE4 Sn1466; Calibrated: 2021-11-11
Phantom: Twin-SAM V8.0; Serial: 1934
Measurement SW: DASY Module SAR V16.2.0.1425

750 MHz System Verification at 23 dBm (200 mW)

Area Scan (40.0 x 90.0): Measurement grid: dx=10.0 mm, dy=15.0 mm
Zoom Scan (30.0 x 30.0 x 30.0): Measurement grid: dx=6.0 mm, dy=6.0 mm, dz=1.5 mm; Graded Ratio: 1.5
Peak SAR (extrapolated) = 2.84 W/kg
SAR(1 g) = 1.78 W/kg; SAR(10 g) = 1.20 W/kg
Deviation (1 g) = 1.14%; Deviation (10 g) = 2.74%

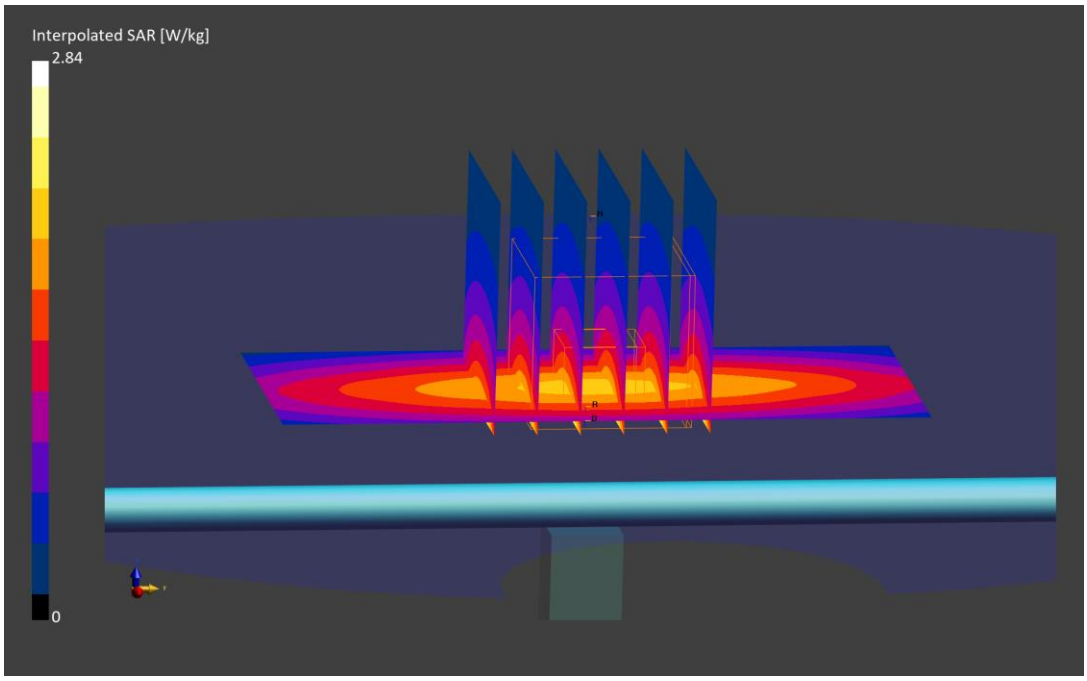

ELEMENT

DUT: Dipole 835.0 MHz; Type: D835V2 - SN4d047

Communication System: UID: 0, CW; Frequency: 835.0 MHz
Medium: 835 Body; Medium parameters used:
f = 835.0 MHz; cond = 0.967 S/m; perm = 54.2; density = 1000 kg/m3
Phantom Section: Flat; Space: 15 mm

Test Date: 09/19/2022; Ambient Temp: 23.4°C; Tissue Temp: 20.8°C

Probe: EX3DV4 - SN7660; ConvF:(10.61,10.61,10.61); Calibrated: 2022-05-18
Sensor-Surface: 1.4mm (VMS + 6p)
Electronics: DAE4 Sn1678; Calibrated: 2022-05-10
Phantom: Twin-SAM V5.0; Serial: 1692rightback
Measurement SW: DASY Module SAR V16.2.0.1425

835 MHz System Verification at 23 dBm (200 mW)

Area Scan (40.0 x 90.0): Measurement grid: dx=10.0 mm, dy=15.0 mm
Zoom Scan (30.0 x 30.0 x 30.0): Measurement grid: dx=6.0 mm, dy=6.0 mm, dz=1.5 mm; Graded Ratio: 1.5
Peak SAR (extrapolated) = 2.93 W/kg
SAR(1 g) = 1.89 W/kg; SAR(10 g) = 1.25 W/kg
Deviation (1 g) = -2.38%; Deviation (10 g) = -2.34%

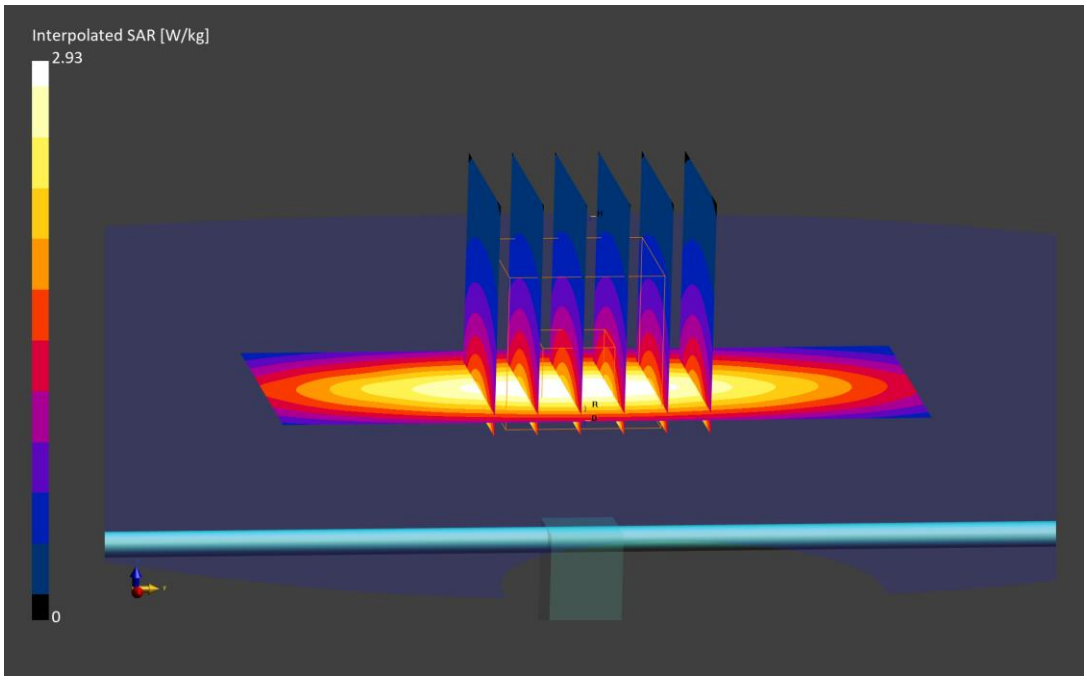

ELEMENT

DUT: Dipole 835 MHz; Type: D835V2; Serial: SN4d119

Communication System: UID 0, CW; Frequency: 835 MHz; Duty Cycle: 1:1
Medium: 835 Body Medium parameters used:
f = 835 MHz; σ = 0.935 S/m; ε_r = 53.02; ρ = 1000 kg/m^3
Phantom section: Flat Section; Space: 1.5 cm

Test Date: 09/21/2022; Ambient Temp: 23.3°C; Tissue Temp: 23.1°C

Probe: EX3DV4 - SN7402; ConvF(10.51, 10.51, 10.51) @ 835 MHz; Calibrated: 6/9/2022
Sensor-Surface: 1.4mm (Mechanical Surface Detection)
Electronics: DAE4 Sn1502; Calibrated: 5/16/2022
Phantom: Twin-SAM V4.0 (30); Type: QD 000 P40 CC; Serial: 1596
Measurement SW: DASY52, Version 52.10 (4);SEMCAD X Version 14.6.14 (7501)

835 MHz System Verification at 23.0 dBm (200 mW)

Area Scan (7x14x1): Measurement grid: dx=15mm, dy=15mm
Zoom Scan (5x5x7)/Cube 0: Measurement grid: dx=8mm, dy=8mm, dz=5mm
Peak SAR (extrapolated) = 3.00 W/kg
SAR(1 g) = 1.98 W/kg; SAR(10 g) = 1.31 W/kg
Deviation(1 g) = -0.10%; Deviation(10 g) = -0.61%

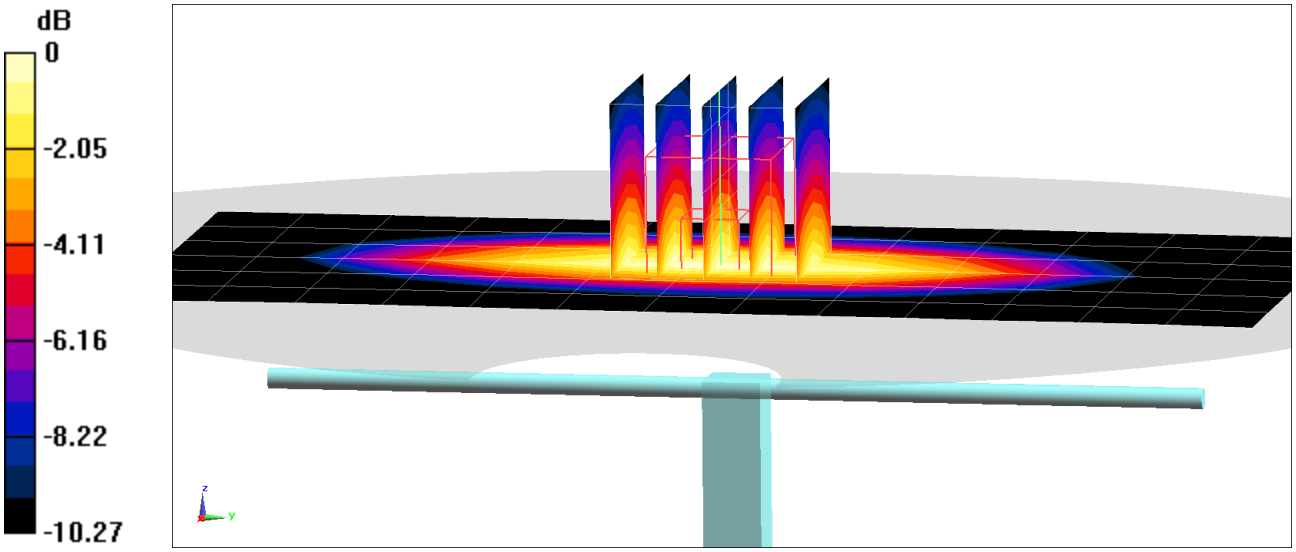

0 dB = 2.65 W/kg = 4.23 dBW/kg

ELEMENT

DUT: Dipole 835 MHz; Type: D835V2; Serial: SN4d119

Communication System: UID 0, CW; Frequency: 835 MHz; Duty Cycle: 1:1
Medium: 835 Body Medium parameters used:
f = 835 MHz; σ = 0.934 S/m; ε_r = 53.06; ρ = 1000 kg/m^3
Phantom section: Flat Section; Space: 1.5 cm

Test Date: 09/22/2022; Ambient Temp: 23.4°C; Tissue Temp: 23.5°C

Probe: EX3DV4 - SN7402; ConvF(10.51, 10.51, 10.51) @ 835 MHz; Calibrated: 6/9/2022
Sensor-Surface: 1.4mm (Mechanical Surface Detection)
Electronics: DAE4 Sn1502; Calibrated: 5/16/2022
Phantom: Twin-SAM V4.0 (30); Type: QD 000 P40 CC; Serial: 1596
Measurement SW: DASY52, Version 52.10 (4);SEMCAD X Version 14.6.14 (7501)

835 MHz System Verification at 23.0 dBm (200 mW)

Area Scan (7x14x1): Measurement grid: dx=15mm, dy=15mm
Zoom Scan (5x5x7)/Cube 0: Measurement grid: dx=8mm, dy=8mm, dz=5mm
Peak SAR (extrapolated) = 2.90 W/kg
SAR(1 g) = 1.95 W/kg; SAR(10 g) = 1.31 W/kg
Deviation(1 g) = -1.61%; Deviation(10 g) = -0.61%

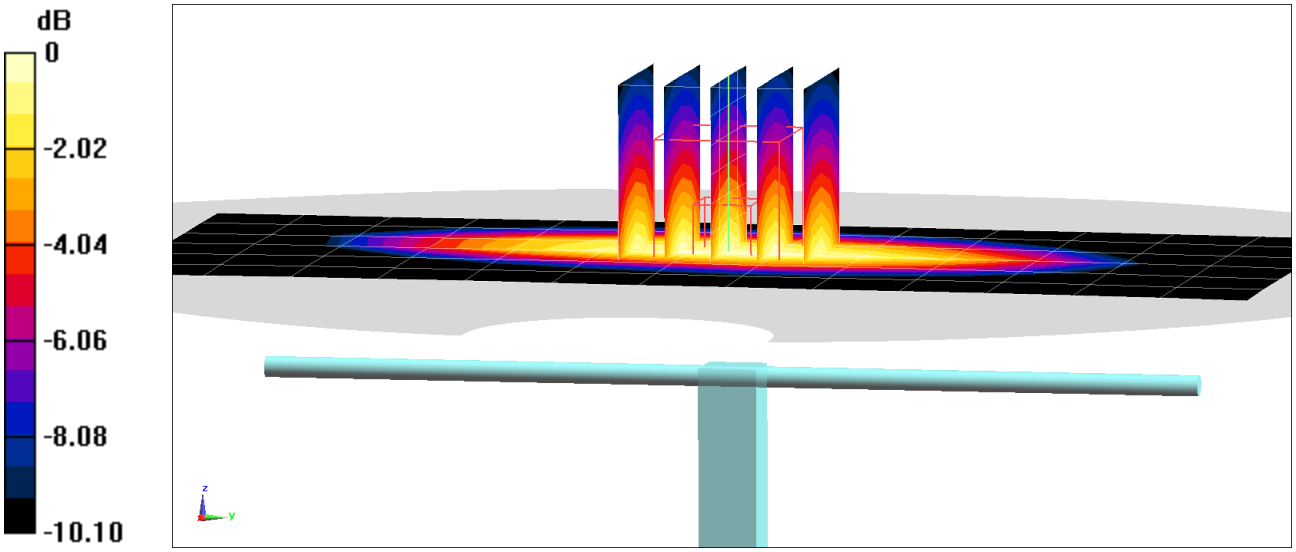

0 dB = 2.58 W/kg = 4.12 dBW/kg

ELEMENT

DUT: Dipole 835.0 MHz; Type: D835V2 - SN4d180

Communication System: UID: 0, CW; Frequency: 835.0 MHz
Medium: 835 Body; Medium parameters used:
f = 835.0 MHz; cond = 0.946 S/m; perm = 53.0; density = 1000 kg/m3
Phantom Section: Flat; Space: 15 mm

Test Date: 09/26/2022; Ambient Temp: 21.9°C; Tissue Temp: 21.9°C

Probe: EX3DV4 - SN7640; ConvF:(10.66,10.66,10.66); Calibrated: 2022-02-24
Sensor-Surface: 1.4mm (VMS + 6p)
Electronics: DAE4 Sn1645; Calibrated: 2022-02-21
Phantom: Twin-SAM V5.0; Serial: 1868
Measurement SW: DASY Module SAR V16.2.0.1425

835 MHz System Verification at 23 dBm (200 mW)

Area Scan (40.0 x 90.0): Measurement grid: dx=10.0 mm, dy=15.0 mm
Zoom Scan (30.0 x 30.0 x 30.0): Measurement grid: dx=6.0 mm, dy=6.0 mm, dz=1.5 mm; Graded Ratio: 1.5
Peak SAR (extrapolated) = 3.09 W/kg
SAR(1 g) = 1.89 W/kg; SAR(10 g) = 1.25 W/kg
Deviation (1 g) = -2.68%; Deviation (10 g) = -2.19%

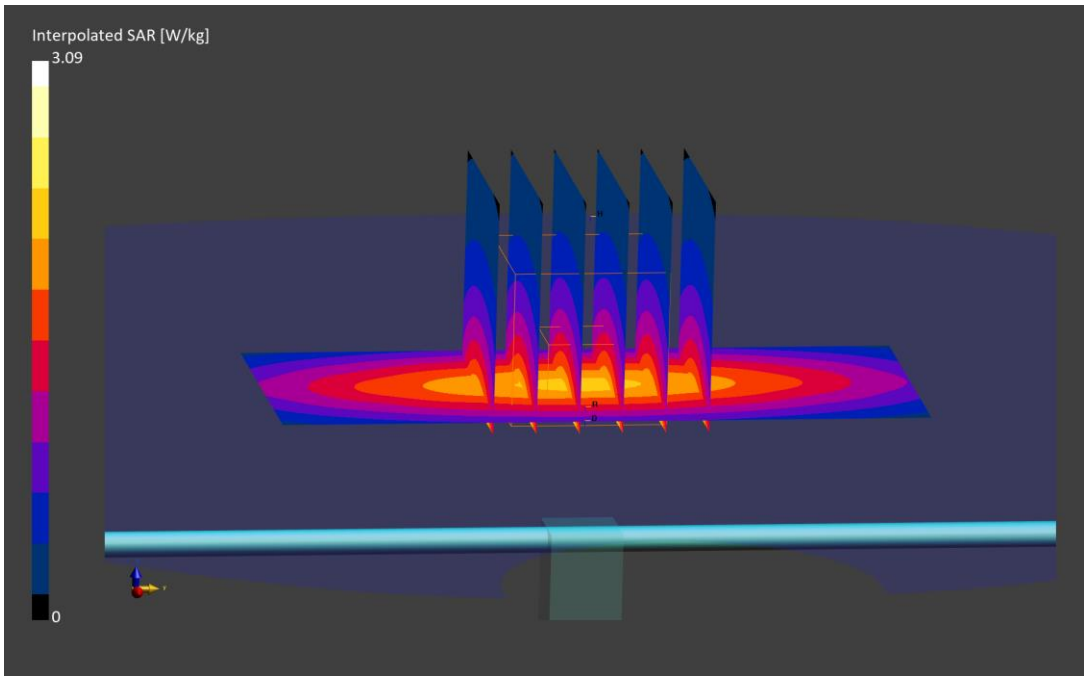

ELEMENT

DUT: Dipole 835 MHz; Type: D835V2; Serial: SN4d119

Communication System: UID 0, CW; Frequency: 835 MHz; Duty Cycle: 1:1
Medium: 835 Body Medium parameters used:
f = 835 MHz; σ = 0.934 S/m; ε_r = 52.482; ρ = 1000 kg/m^3
Phantom section: Flat Section; Space: 1.5 cm

Test Date: 09/26/2022; Ambient Temp: 23.3°C; Tissue Temp: 23.4°C

Probe: EX3DV4 - SN7402; ConvF(10.51, 10.51, 10.51) @ 835 MHz; Calibrated: 6/9/2022
Sensor-Surface: 1.4mm (Mechanical Surface Detection)
Electronics: DAE4 Sn1502; Calibrated: 5/16/2022
Phantom: Twin-SAM V4.0 (30); Type: QD 000 P40 CC; Serial: 1596
Measurement SW: DASY52, Version 52.10 (4);SEMCAD X Version 14.6.14 (7501)

835 MHz System Verification at 23.0 dBm (200 mW)

Area Scan (7x14x1): Measurement grid: dx=15mm, dy=15mm
Zoom Scan (5x5x7)/Cube 0: Measurement grid: dx=8mm, dy=8mm, dz=5mm
Reference Value = 46.28 V/m; Power Drift = -0.05 dB
Peak SAR (extrapolated) = 2.85 W/kg
SAR(1 g) = 1.89 W/kg; SAR(10 g) = 1.25 W/kg
Deviation(1 g) = -4.64%; Deviation(10 g) = -5.16%

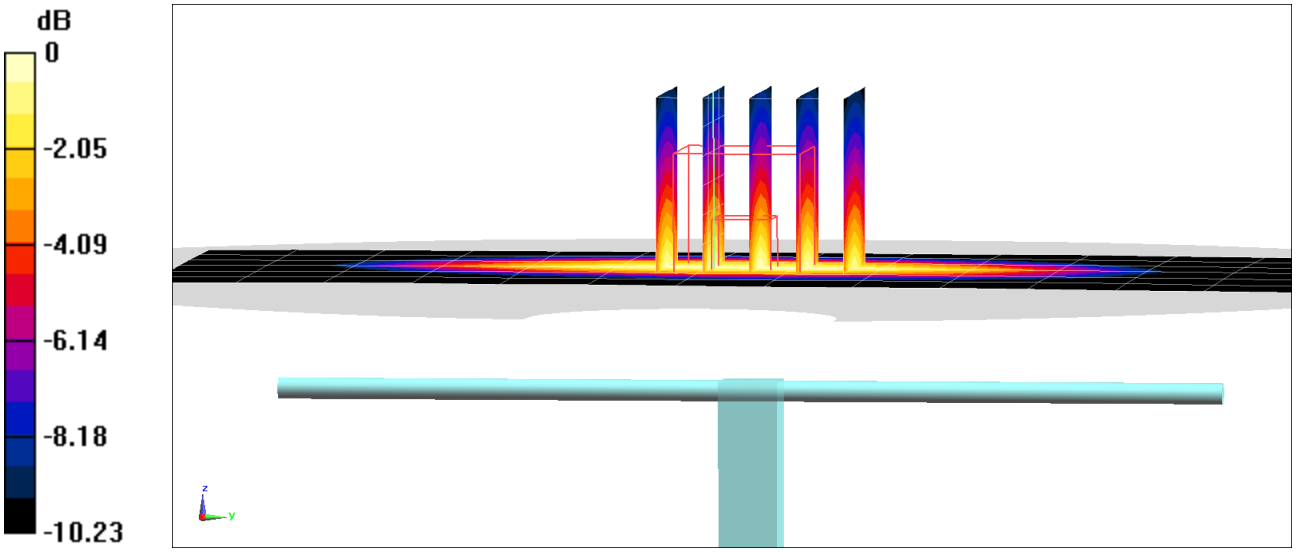

0 dB = 2.51 W/kg = 4.00 dBW/kg

ELEMENT

DUT: Dipole 1750.0 MHz; Type: D1750V2 - SN1150

Communication System: UID: 0, CW; Frequency: 1750.0 MHz
Medium: 1750 Body; Medium parameters used:
f = 1750.0 MHz; cond = 1.50 S/m; perm = 50.8; density = 1000 kg/m3
Phantom Section: Flat; Space: 10 mm

Test Date: 09/14/2022; Ambient Temp: 23.2°C; Tissue Temp: 21.6°C

Probe: EX3DV4 - SN7570; ConvF:(8.44,8.44,8.44); Calibrated: 2022-01-19
Sensor-Surface: 1.4mm (VMS + 6p)
Electronics: DAE4 Sn1558; Calibrated: 2022-01-14
Phantom: Twin-SAM V8.0; Serial: 20063
Measurement SW: DASY Module SAR V16.2.0.1425

1750 MHz System Verification at 20 dBm (100 mW)

Area Scan (40.0 x 90.0): Measurement grid: dx=10.0 mm, dy=15.0 mm
Zoom Scan (30.0 x 30.0 x 30.0): Measurement grid: dx=6.0 mm, dy=6.0 mm, dz=1.5 mm; Graded Ratio: 1.5
Peak SAR (extrapolated) = 6.68 W/kg
SAR(1 g) = 3.65 W/kg; SAR(10 g) = 1.95 W/kg
Deviation (1 g) = -3.44%; Deviation (10 g) = -2.50%

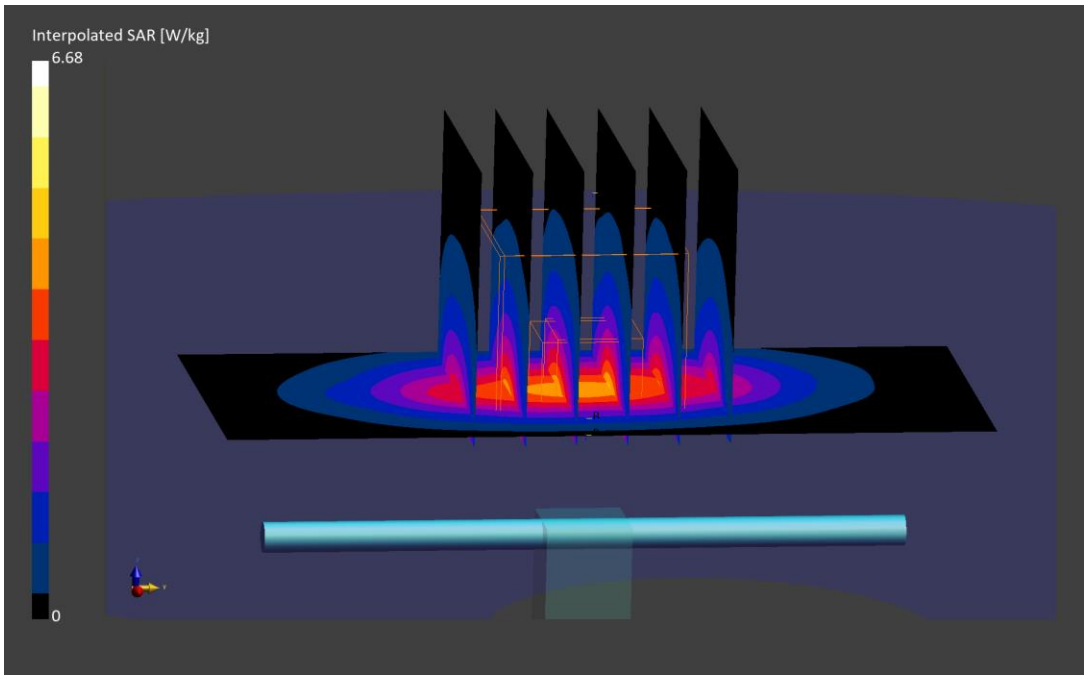

ELEMENT

DUT: Dipole 1750.0 MHz; Type: D1750V2 - SN1150

Communication System: UID: 0, CW; Frequency: 1750.0 MHz
Medium: 1750 Body; Medium parameters used:
f = 1750.0 MHz; cond = 1.50 S/m; perm = 51.1; density = 1000 kg/m3
Phantom Section: Flat; Space: 10 mm

Test Date: 09/16/2022; Ambient Temp: 23.1°C; Tissue Temp: 21.9°C

Probe: EX3DV4 - SN7570; ConvF:(8.44,8.44,8.44); Calibrated: 2022-01-19
Sensor-Surface: 1.4mm (VMS + 6p)
Electronics: DAE4 Sn1558; Calibrated: 2022-01-14
Phantom: Twin-SAM V8.0; Serial: 20063
Measurement SW: DASY Module SAR V16.2.0.1425

1750 MHz System Verification at 20 dBm (100 mW)

Area Scan (40.0 x 90.0): Measurement grid: dx=10.0 mm, dy=15.0 mm
Zoom Scan (30.0 x 30.0 x 30.0): Measurement grid: dx=6.0 mm, dy=6.0 mm, dz=1.5 mm; Graded Ratio: 1.5
Peak SAR (extrapolated) = 6.98 W/kg
SAR(1 g) = 3.67 W/kg; SAR(10 g) = 1.97 W/kg
Deviation (1 g) = -2.91%; Deviation (10 g) = -1.50%

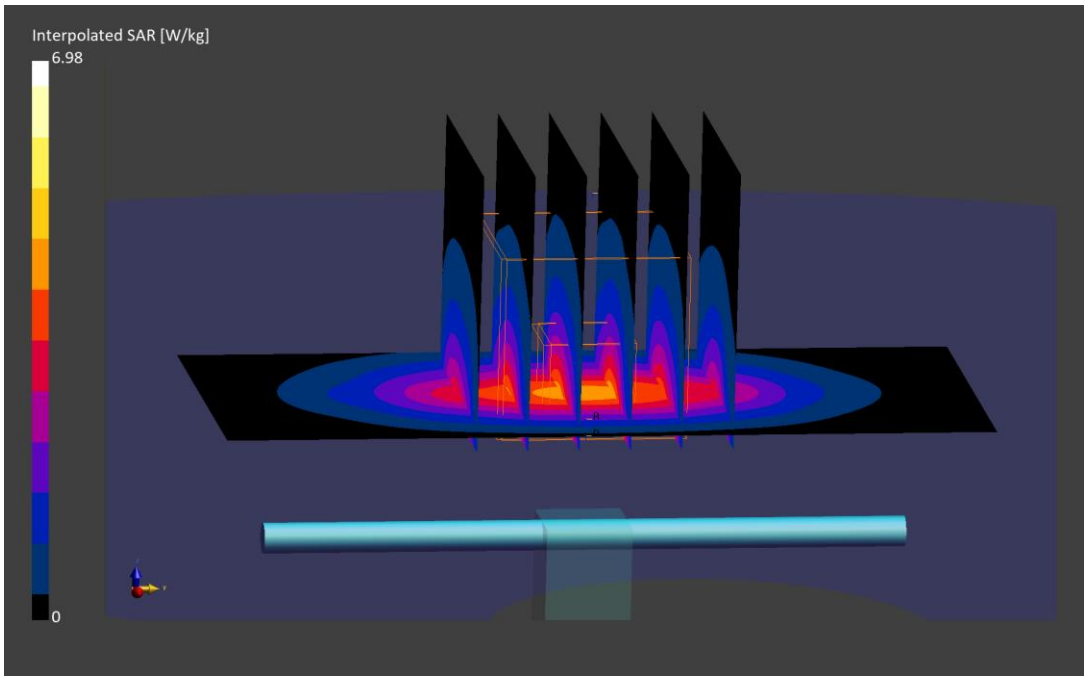

ELEMENT

DUT: Dipole 1750.0 MHz; Type: D1750V2 - SN1150

Communication System: UID: 0, CW; Frequency: 1750.0 MHz
Medium: 1750 Body; Medium parameters used:
f = 1750.0 MHz; cond = 1.50 S/m; perm = 51.1; density = 1000 kg/m3
Phantom Section: Flat; Space: 10 mm

Test Date: 09/18/2022; Ambient Temp: 22.6°C; Tissue Temp: 21.7°C

Probe: EX3DV4 - SN7570; ConvF:(8.44,8.44,8.44); Calibrated: 2022-01-19
Sensor-Surface: 1.4mm (VMS + 6p)
Electronics: DAE4 Sn1558; Calibrated: 2022-01-14
Phantom: Twin-SAM V8.0; Serial: 20063
Measurement SW: DASY Module SAR V16.2.0.1425

1750 MHz System Verification at 20 dBm (100 mW)

Area Scan (40.0 x 90.0): Measurement grid: dx=10.0 mm, dy=15.0 mm
Zoom Scan (30.0 x 30.0 x 30.0): Measurement grid: dx=6.0 mm, dy=6.0 mm, dz=1.5 mm; Graded Ratio: 1.5
Peak SAR (extrapolated) = 7.20 W/kg
SAR(1 g) = 3.94 W/kg; SAR(10 g) = 2.11 W/kg
Deviation (1 g) = 4.23%; Deviation (10 g) = 5.50%

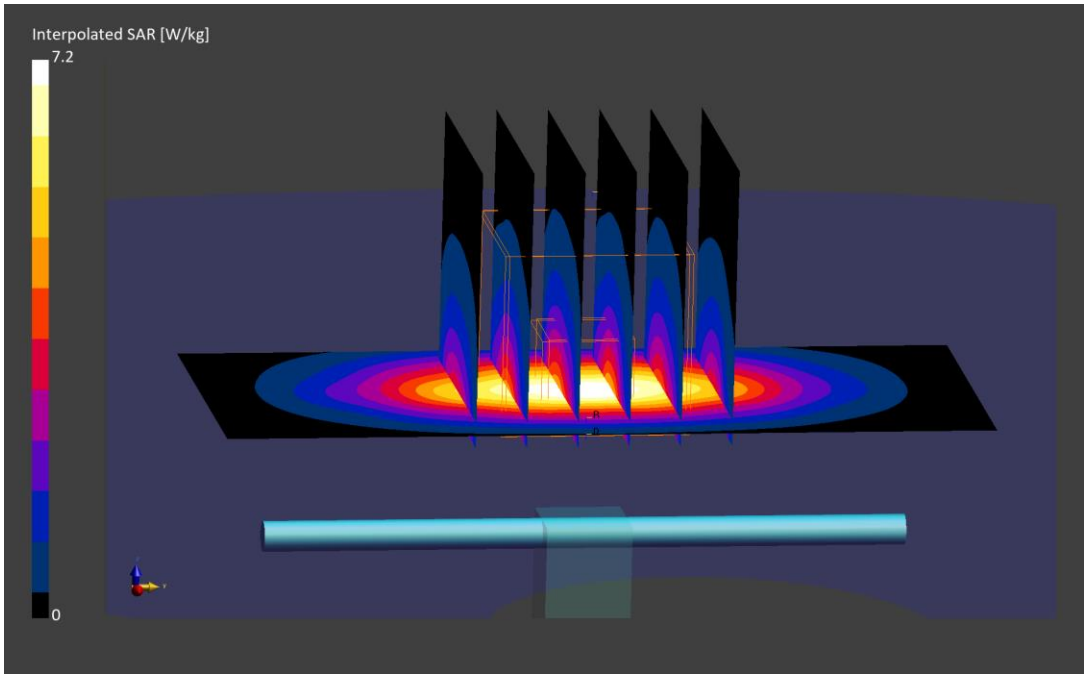

ELEMENT

DUT: Dipole 1750.0 MHz; Type: D1750V2 - SN1150

Communication System: UID: 0, CW; Frequency: 1750.0 MHz
Medium: 1750 Body; Medium parameters used:
f = 1750.0 MHz; cond = 1.54 S/m; perm = 51.2; density = 1000 kg/m3
Phantom Section: Flat; Space: 10 mm

Test Date: 09/22/2022; Ambient Temp: 22.8°C; Tissue Temp: 21.6°C

Probe: EX3DV4 - SN7570; ConvF:(8.44,8.44,8.44); Calibrated: 2022-01-19
Sensor-Surface: 1.4mm (VMS + 6p)
Electronics: DAE4 Sn1558; Calibrated: 2022-01-14
Phantom: Twin-SAM V8.0; Serial: 20063
Measurement SW: DASY Module SAR V16.2.0.1425

1750 MHz System Verification at 20 dBm (100 mW)

Area Scan (40.0 x 90.0): Measurement grid: dx=10.0 mm, dy=15.0 mm
Zoom Scan (30.0 x 30.0 x 30.0): Measurement grid: dx=6.0 mm, dy=6.0 mm, dz=1.5 mm; Graded Ratio: 1.5
Peak SAR (extrapolated) = 6.59 W/kg
SAR(1 g) = 3.69 W/kg; SAR(10 g) = 1.92 W/kg
Deviation (1 g) = -2.38%; Deviation (10 g) = -4.00%

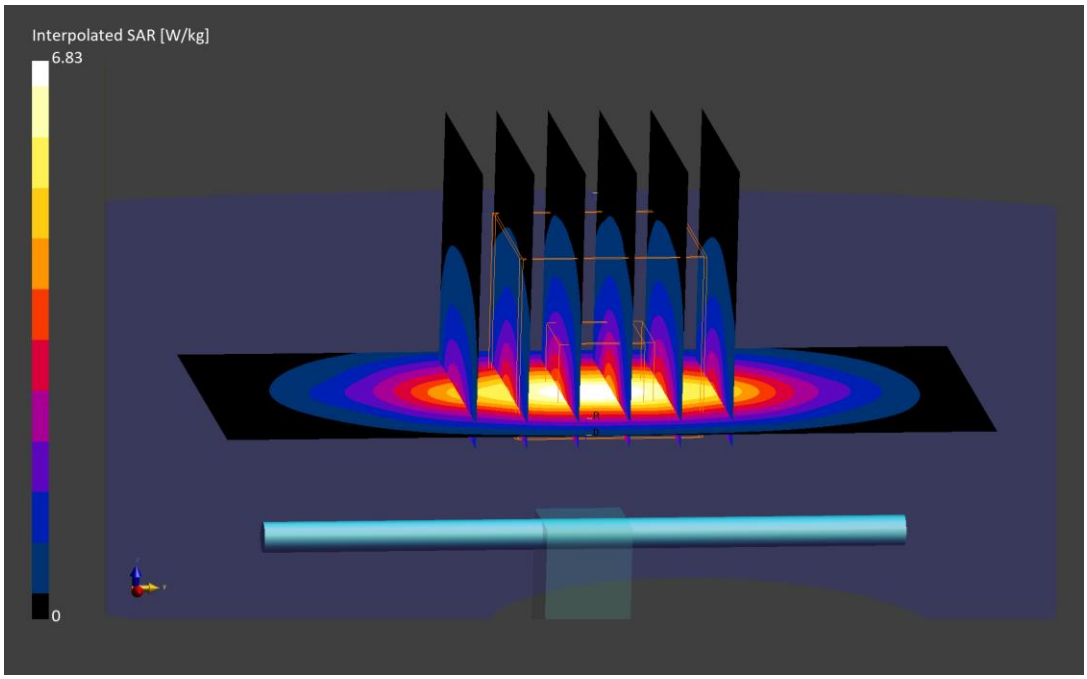

ELEMENT

DUT: Dipole 1750.0 MHz; Type: D1750V2 - SN1150

Communication System: UID: 0, CW; Frequency: 1750.0 MHz
Medium: 1750 Body; Medium parameters used:
f = 1750.0 MHz; cond = 1.50 S/m; perm = 52.0; density = 1000 kg/m3
Phantom Section: Flat; Space: 10 mm

Test Date: 10/03/2022; Ambient Temp: 22.3°C; Tissue Temp: 22.0°C

Probe: EX3DV4 - SN7660; ConvF:(9.22,9.22,9.22); Calibrated: 2022-05-18
Sensor-Surface: 1.4mm (VMS + 6p)
Electronics: DAE4 Sn1678; Calibrated: 2022-05-10
Phantom: Twin-SAM V5.0; Serial: 1692rightback
Measurement SW: DASY Module SAR V16.2.0.1425

1750 MHz System Verification at 20 dBm (100 mW)

Area Scan (40.0 x 90.0): Measurement grid: dx=10.0 mm, dy=15.0 mm
Zoom Scan (30.0 x 30.0 x 30.0): Measurement grid: dx=6.0 mm, dy=6.0 mm, dz=1.5 mm; Graded Ratio: 1.5
Peak SAR (extrapolated) = 7.20 W/kg
SAR(1 g) = 3.88 W/kg; SAR(10 g) = 2.06 W/kg
Deviation (1 g) = 2.65%; Deviation (10 g) = 3.00%

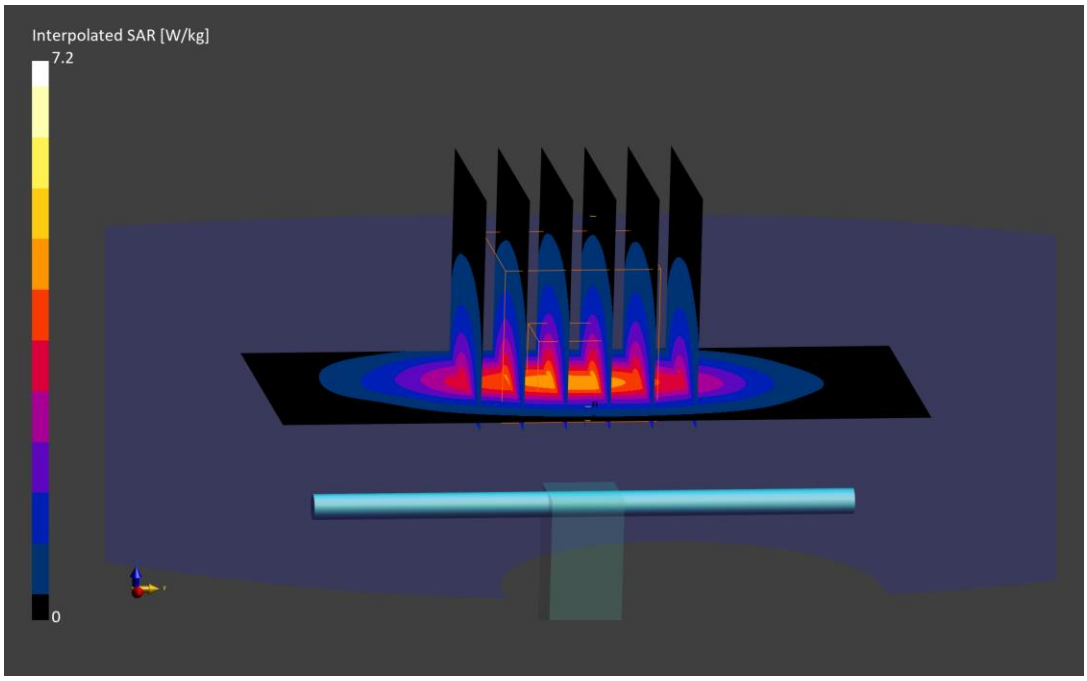

ELEMENT

DUT: Dipole 1750.0 MHz; Type: D1750V2 - SN1148

Communication System: UID: 0, CW; Frequency: 1750.0 MHz
Medium: 1750 Body; Medium parameters used:
f = 1750.0 MHz; cond = 1.54 S/m; perm = 52.0; density = 1000 kg/m3
Phantom Section: Flat; Space: 10 mm

Test Date: 11/10/2022; Ambient Temp: 22.3°C; Tissue Temp: 21.7°C

Probe: EX3DV4 - SN7571; ConvF:(8.0,8.0,8.0); Calibrated: 2021-12-10
Sensor-Surface: 1.4mm (VMS + 6p)
Electronics: DAE4 Sn859; Calibrated: 2021-12-08
Phantom: Twin-SAM V5.0; Serial: 1646
Measurement SW: DASY Module SAR V16.2.0.1425

1750 MHz System Verification at 20 dBm (100 mW)

Area Scan (40.0 x 90.0): Measurement grid: dx=10.0 mm, dy=15.0 mm
Zoom Scan (30.0 x 30.0 x 30.0): Measurement grid: dx=6.0 mm, dy=6.0 mm, dz=1.5 mm; Graded Ratio: 1.5
Peak SAR (extrapolated) = 7.18 W/kg
SAR(1 g) = 3.93 W/kg; SAR(10 g) = 2.07 W/kg
Deviation (1 g) = 5.93%; Deviation (10 g) = 5.61%

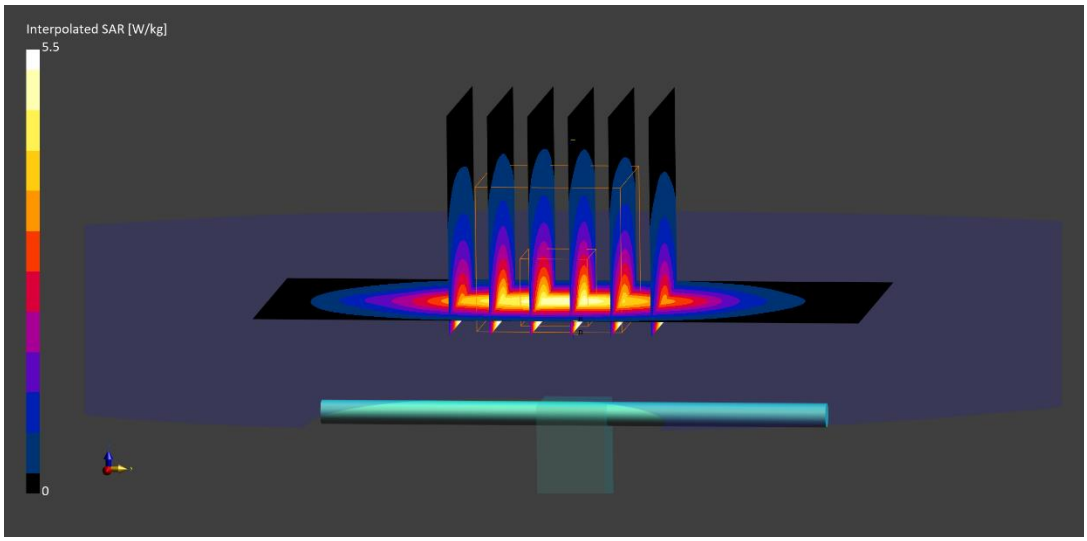

ELEMENT

DUT: Dipole 1900.0 MHz; Type: D1900V2 - SN5d080

Communication System: UID: 0, CW; Frequency: 1900.0 MHz
Medium: 1900 Body; Medium parameters used:
f = 1900.0 MHz; cond = 1.56 S/m; perm = 50.9; density = 1000 kg/m3
Phantom Section: Flat; Space: 10 mm

Test Date: 09/12/2022; Ambient Temp: 21.7°C; Tissue Temp: 22.2°C

Probe: EX3DV4 - SN7417; ConvF:(7.92,7.92,7.92); Calibrated: 2022-02-22
Sensor-Surface: 1.4mm (VMS + 6p)
Electronics: DAE4 Sn665; Calibrated: 2022-02-22
Phantom: Twin-SAM V8.0; Serial: 2060
Measurement SW: DASY Module SAR V16.2.0.1425

1900 MHz System Verification at 20 dBm (100 mW)

Area Scan (40.0 x 90.0): Measurement grid: dx=10.0 mm, dy=15.0 mm
Zoom Scan (30.0 x 30.0 x 30.0): Measurement grid: dx=6.0 mm, dy=6.0 mm, dz=1.5 mm; Graded Ratio: 1.5
Peak SAR (extrapolated) = 7.60 W/kg
SAR(1 g) = 4.01 W/kg; SAR(10 g) = 2.05 W/kg
Deviation (1 g) = -1.47%; Deviation (10 g) = -3.67%

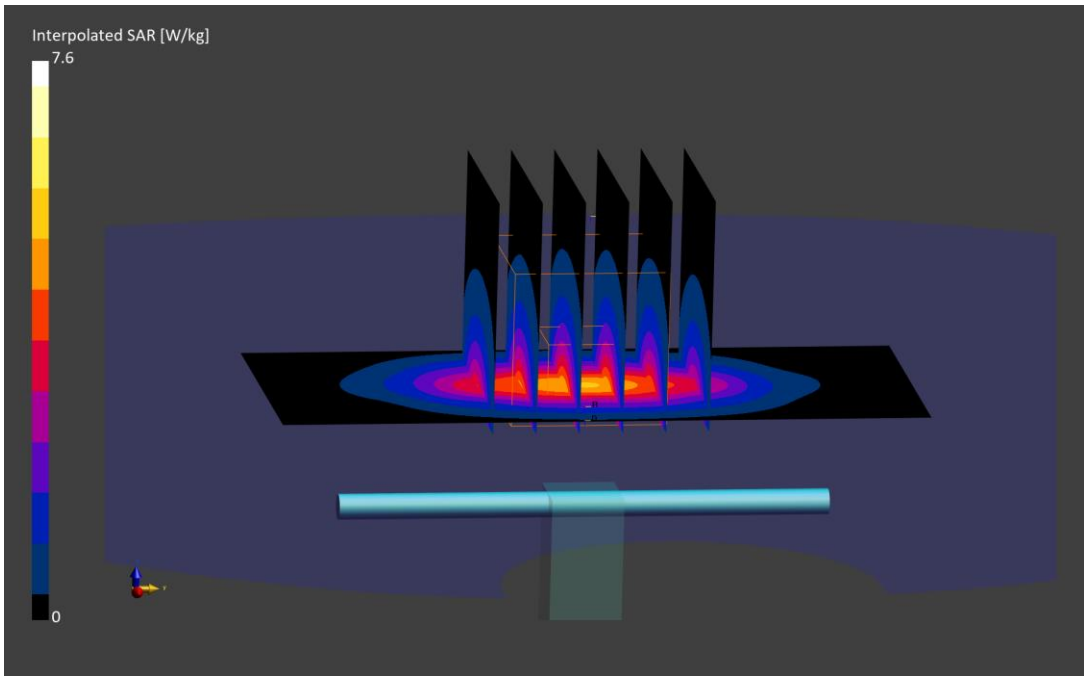

ELEMENT

DUT: Dipole 1900.0 MHz; Type: D1900V2 - SN5d080

Communication System: UID: 0, CW; Frequency: 1900.0 MHz
Medium: 1900 Body; Medium parameters used:
f = 1900.0 MHz; cond = 1.57 S/m; perm = 51.1; density = 1000 kg/m3
Phantom Section: Flat; Space: 10 mm

Test Date: 09/14/2022; Ambient Temp: 21.3°C; Tissue Temp: 20.6°C

Probe: EX3DV4 - SN7417; ConvF:(7.92,7.92,7.92); Calibrated: 2022-02-22
Sensor-Surface: 1.4mm (VMS + 6p)
Electronics: DAE4 Sn665; Calibrated: 2022-02-22
Phantom: Twin-SAM V8.0; Serial: 2060
Measurement SW: DASY Module SAR V16.2.0.1425

1900 MHz System Verification at 20 dBm (100 mW)

Area Scan (40.0 x 90.0): Measurement grid: dx=10.0 mm, dy=15.0 mm
Zoom Scan (30.0 x 30.0 x 30.0): Measurement grid: dx=6.0 mm, dy=6.0 mm, dz=1.5 mm; Graded Ratio: 1.5
Peak SAR (extrapolated) = 7.77 W/kg
SAR(1 g) = 4.02 W/kg; SAR(10 g) = 2.07 W/kg
Deviation (1 g) = -1.23%; Deviation (10 g) = -2.82%

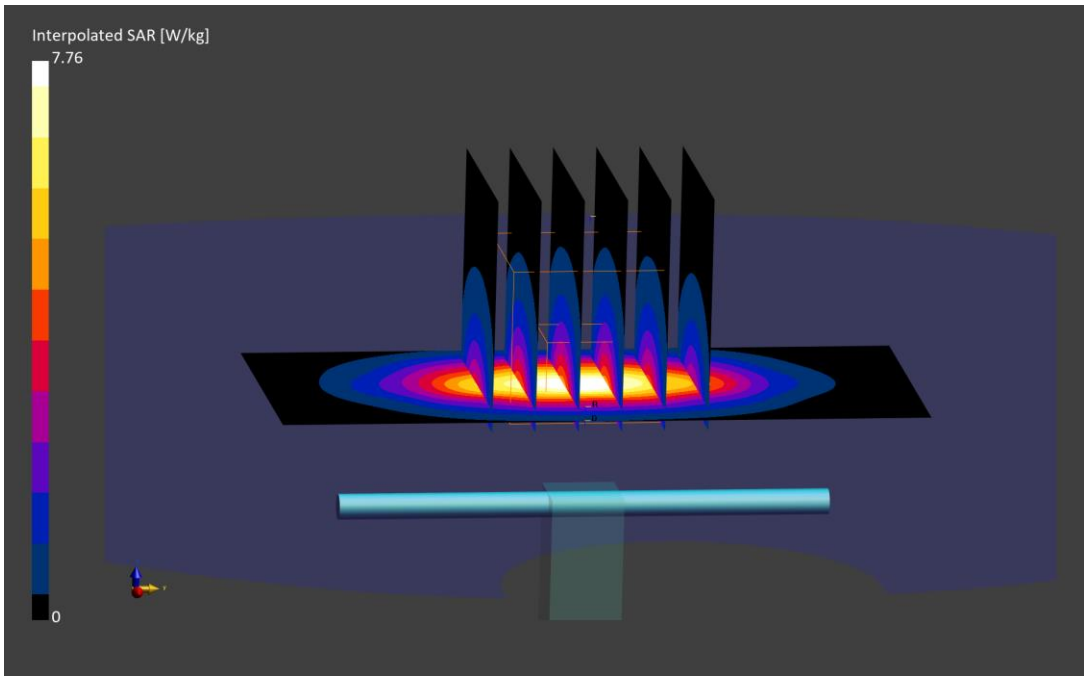

ELEMENT

DUT: Dipole 1900.0 MHz; Type: D1900V2 - SN5d080

Communication System: UID: 0, CW; Frequency: 1900.0 MHz
Medium: 1900 Body; Medium parameters used:
f = 1900.0 MHz; cond = 1.56 S/m; perm = 51.4; density = 1000 kg/m3
Phantom Section: Flat; Space: 10 mm

Test Date: 09/19/2022; Ambient Temp: 22.3°C; Tissue Temp: 20.9°C

Probe: EX3DV4 - SN7417; ConvF:(7.92,7.92,7.92); Calibrated: 2022-02-22
Sensor-Surface: 1.4mm (VMS + 6p)
Electronics: DAE4 Sn665; Calibrated: 2022-02-22
Phantom: Twin-SAM V8.0; Serial: 2060
Measurement SW: DASY Module SAR V16.2.0.1425

1900 MHz System Verification at 20 dBm (100 mW)

Area Scan (40.0 x 90.0): Measurement grid: dx=10.0 mm, dy=15.0 mm
Zoom Scan (30.0 x 30.0 x 30.0): Measurement grid: dx=6.0 mm, dy=6.0 mm, dz=1.5 mm; Graded Ratio: 1.5
Peak SAR (extrapolated) = 7.87 W/kg
SAR(1 g) = 4.17 W/kg; SAR(10 g) = 2.14 W/kg
Deviation (1 g) = 2.46%; Deviation (10 g) = 0.47%

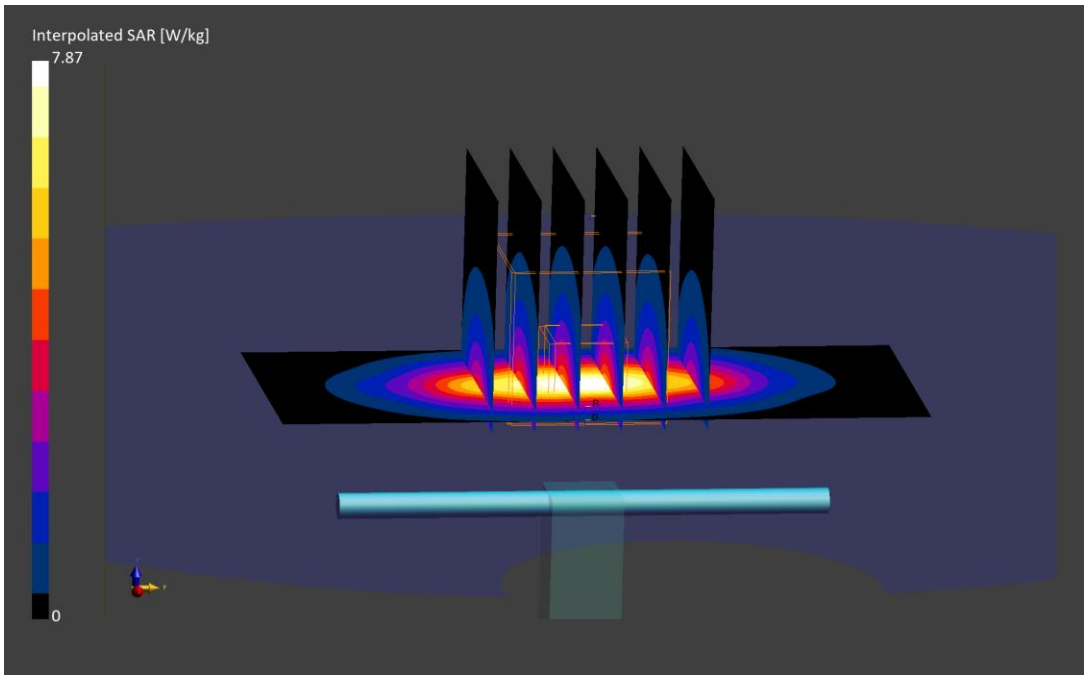

ELEMENT

DUT: Dipole 1900.0 MHz; Type: D1900V2 - SN5d148

Communication System: UID: 0, CW; Frequency: 1900.0 MHz
Medium: 1900 Body; Medium parameters used:
f = 1900.0 MHz; cond = 1.57 S/m; perm = 51.0; density = 1000 kg/m3
Phantom Section: Flat; Space: 10 mm

Test Date: 09/25/2022; Ambient Temp: 21.8°C; Tissue Temp: 20.5°C

Probe: EX3DV4 - SN7409; ConvF:(7.66,7.66,7.66); Calibrated: 2022-06-16
Sensor-Surface: 1.4mm (VMS + 6p)
Electronics: DAE4 Sn1334; Calibrated: 2022-06-14
Phantom: Twin-SAM V5.0; Serial: 1792
Measurement SW: DASY Module SAR V16.2.0.1425

1900 MHz System Verification at 20 dBm (100 mW)

Area Scan (40.0 x 90.0): Measurement grid: dx=10.0 mm, dy=15.0 mm
Zoom Scan (30.0 x 30.0 x 30.0): Measurement grid: dx=6.0 mm, dy=6.0 mm, dz=1.5 mm; Graded Ratio: 1.5
Peak SAR (extrapolated) = 7.55 W/kg
SAR(1 g) = 4.14 W/kg; SAR(10 g) = 2.13 W/kg
Deviation (1 g) = 3.76%; Deviation (10 g) = 1.91%

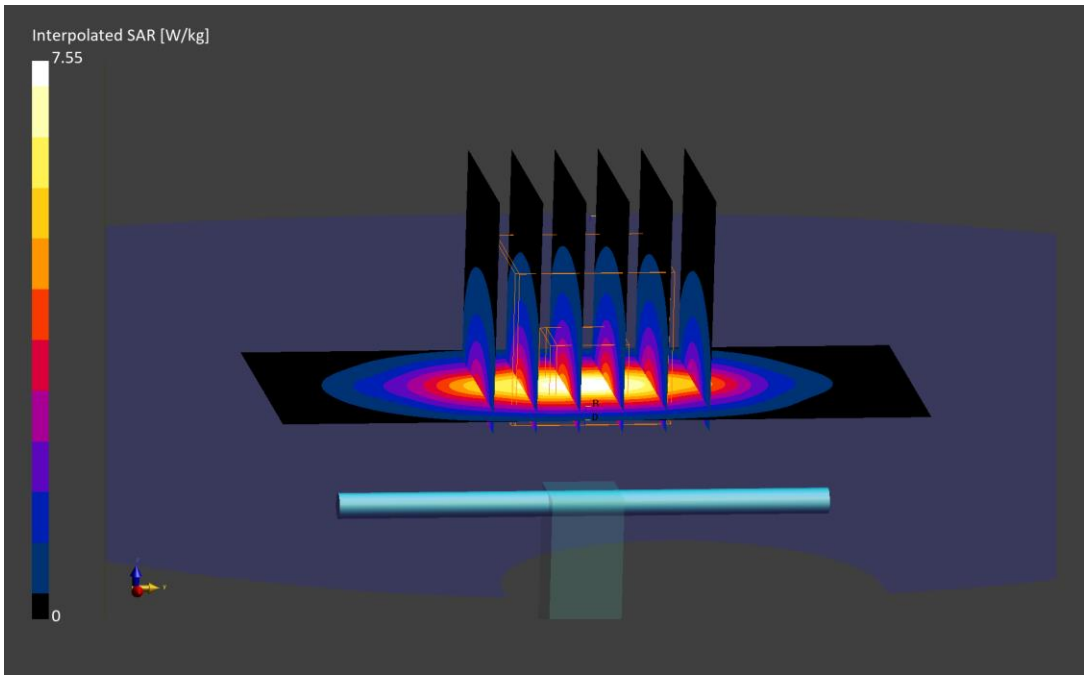

ELEMENT

DUT: Dipole 1900.0 MHz; Type: D1900V2 - SN5d149

Communication System: UID: 0, CW; Frequency: 1900.0 MHz
Medium: 1900 Body; Medium parameters used:
f = 1900.0 MHz; cond = 1.53 S/m; perm = 53.0; density = 1000 kg/m3
Phantom Section: Flat; Space: 10 mm

Test Date: 09/25/2022; Ambient Temp: 21.7°C; Tissue Temp: 21.9°C

Probe: EX3DV4 - SN7570; ConvF:(8.19,8.19,8.19); Calibrated: 2022-01-19
Sensor-Surface: 1.4mm (VMS + 6p)
Electronics: DAE4 Sn1558; Calibrated: 2022-01-14
Phantom: Twin-SAM V8.0; Serial: 20063
Measurement SW: DASY Module SAR V16.2.0.1425

1900 MHz System Verification at 20 dBm (100 mW)

Area Scan (40.0 x 90.0): Measurement grid: dx=10.0 mm, dy=15.0 mm
Zoom Scan (30.0 x 30.0 x 30.0): Measurement grid: dx=6.0 mm, dy=6.0 mm, dz=1.5 mm; Graded Ratio: 1.5
Peak SAR (extrapolated) = 7.96 W/kg
SAR(1 g) = 4.11 W/kg; SAR(10 g) = 2.14 W/kg
Deviation (1 g) = 1.73%; Deviation (10 g) = 1.42%

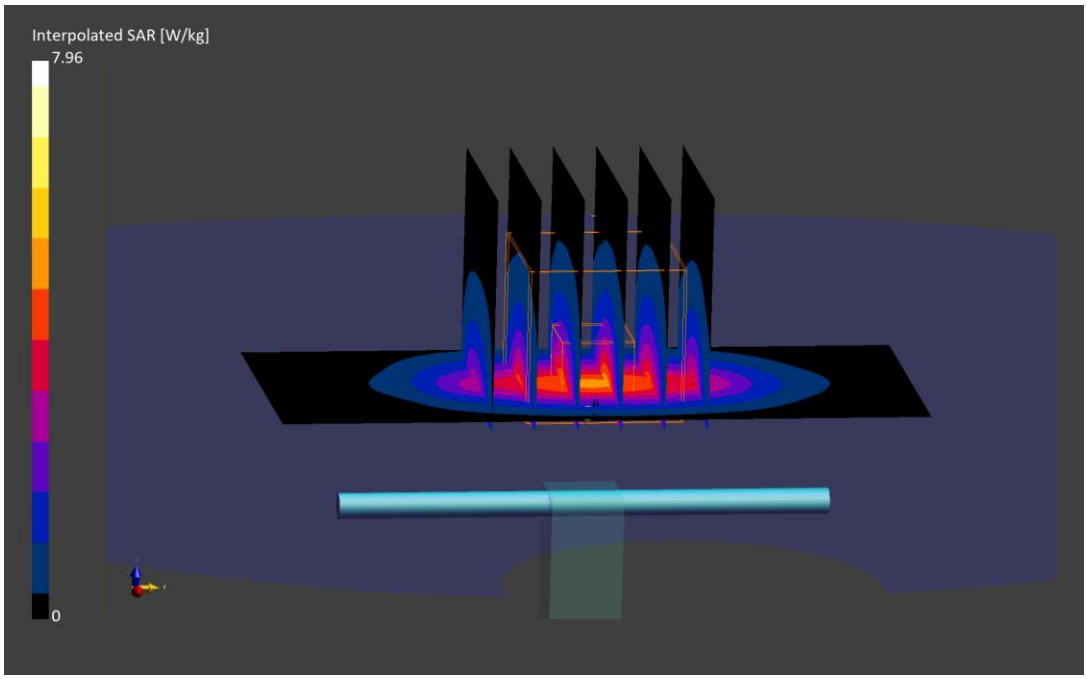

ELEMENT

DUT: Dipole 1900.0 MHz; Type: D1900V2 - SN5d148

Communication System: UID: 0, CW; Frequency: 1900.0 MHz
Medium: 1900 Body; Medium parameters used:
f = 1900.0 MHz; cond = 1.56 S/m; perm = 51.5; density = 1000 kg/m3
Phantom Section: Flat; Space: 10 mm

Test Date: 09/29/2022; Ambient Temp: 23.0°C; Tissue Temp: 21.0°C

Probe: EX3DV4 - SN7409; ConvF:(7.66,7.66,7.66); Calibrated: 2022-06-16
Sensor-Surface: 1.4mm (VMS + 6p)
Electronics: DAE4 Sn1334; Calibrated: 2022-06-14
Phantom: Twin-SAM V5.0; Serial: 1792
Measurement SW: DASY Module SAR V16.2.0.1425

1900 MHz System Verification at 20 dBm (100 mW)

Area Scan (40.0 x 90.0): Measurement grid: dx=10.0 mm, dy=15.0 mm
Zoom Scan (30.0 x 30.0 x 30.0): Measurement grid: dx=6.0 mm, dy=6.0 mm, dz=1.5 mm; Graded Ratio: 1.5
Peak SAR (extrapolated) = 8.09 W/kg
SAR(1 g) = 4.35 W/kg; SAR(10 g) = 2.24 W/kg
Deviation (1 g) = 9.02%; Deviation (10 g) = 7.18%

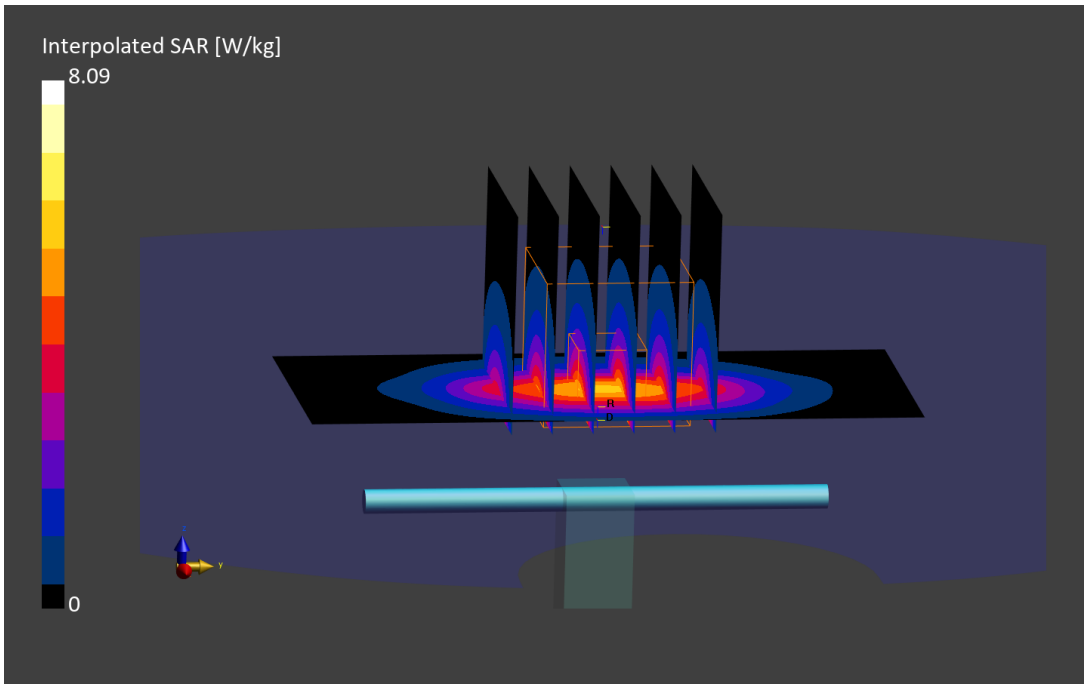

ELEMENT

DUT: Dipole 1900.0 MHz; Type: D1900V2 - SN5d080

Communication System: UID: 0, CW; Frequency: 1900.0 MHz
Medium: 1900 Body; Medium parameters used:
f = 1900.0 MHz; cond = 1.55 S/m; perm = 51.2; density = 1000 kg/m3
Phantom Section: Flat; Space: 10 mm

Test Date: 10/21/2022; Ambient Temp: 22.4°C; Tissue Temp: 22.2°C

Probe: EX3DV4 - SN7570; ConvF:(8.19,8.19,8.19); Calibrated: 2022-01-19
Sensor-Surface: 1.4mm (VMS + 6p)
Electronics: DAE4 Sn1558; Calibrated: 2022-01-14
Phantom: Twin-SAM V8.0; Serial: 20063
Measurement SW: DASY Module SAR V16.2.0.1425

1900 MHz System Verification at 20 dBm (100 mW)

Area Scan (40.0 x 90.0): Measurement grid: dx=10.0 mm, dy=15.0 mm
Zoom Scan (30.0 x 30.0 x 30.0): Measurement grid: dx=6.0 mm, dy=6.0 mm, dz=1.5 mm; Graded Ratio: 1.5
Peak SAR (extrapolated) = 7.83 W/kg
SAR(1 g) = 3.98 W/kg; SAR(10 g) = 2.06 W/kg
Deviation (1 g) = -2.21%; Deviation (10 g) = -3.29%

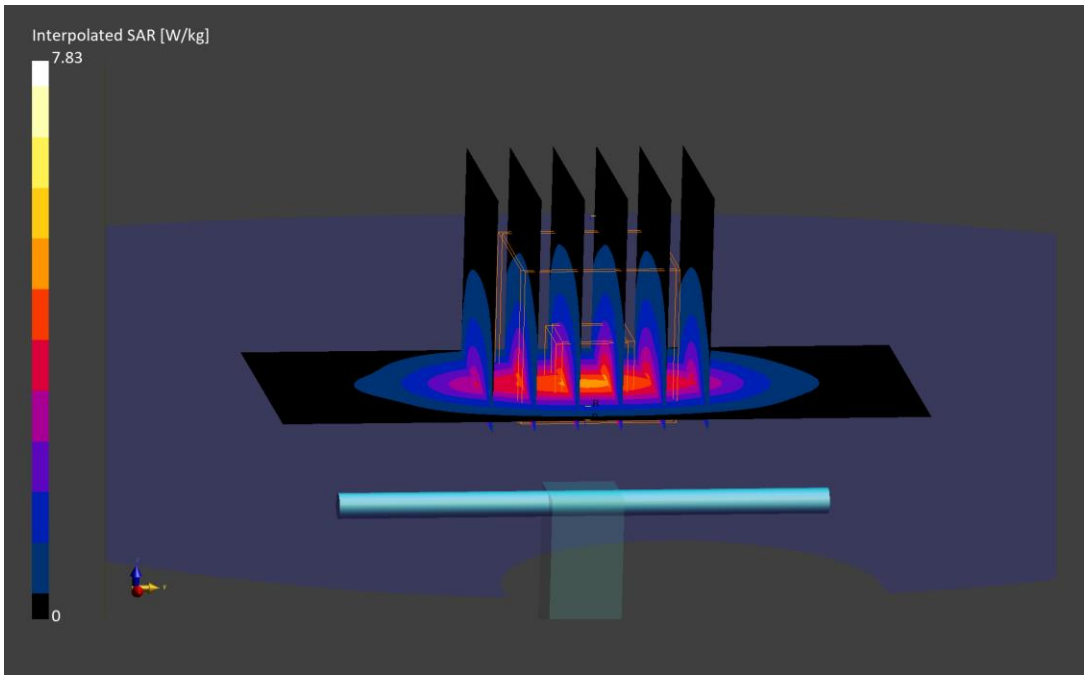

ELEMENT

DUT: Dipole 1900.0 MHz; Type: D1900V2 - SN5d149

Communication System: UID: 0, CW; Frequency: 1900.0 MHz
Medium: 1900 Body; Medium parameters used:
f = 1900.0 MHz; cond = 1.58 S/m; perm = 51.7; density = 1000 kg/m3
Phantom Section: Flat; Space: 10 mm

Test Date: 11/06/2022; Ambient Temp: 21.4°C; Tissue Temp: 22.3°C

Probe: EX3DV4 - SN7570; ConvF:(8.19,8.19,8.19); Calibrated: 2022-01-19
Sensor-Surface: 1.4mm (VMS + 6p)
Electronics: DAE4 Sn1558; Calibrated: 2022-01-14
Phantom: Twin-SAM V8.0; Serial: 20063
Measurement SW: DASY Module SAR V16.2.0.1425

1900 MHz System Verification at 20 dBm (100 mW)

Area Scan (40.0 x 90.0): Measurement grid: dx=10.0 mm, dy=15.0 mm
Zoom Scan (30.0 x 30.0 x 30.0): Measurement grid: dx=6.0 mm, dy=6.0 mm, dz=1.5 mm; Graded Ratio: 1.5
Peak SAR (extrapolated) = 8.28 W/kg
SAR(1 g) = 4.25 W/kg; SAR(10 g) = 2.20 W/kg
Deviation (1 g) = 5.20%; Deviation (10 g) = 4.27%

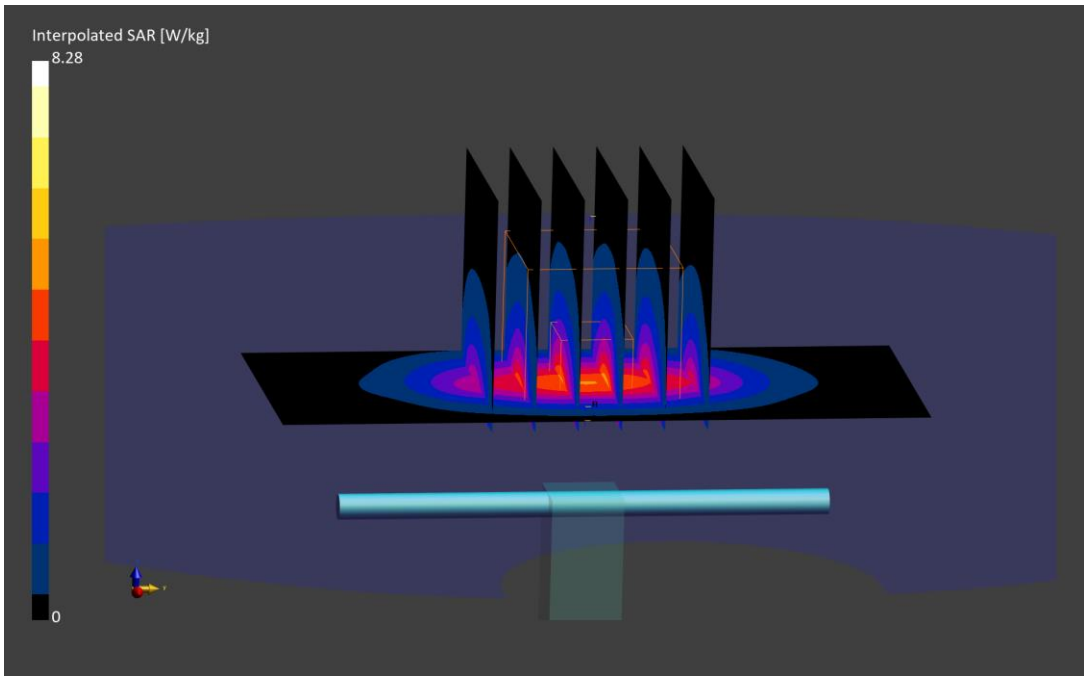

ELEMENT

DUT: Dipole 2300.0 MHz; Type: D2300V2 - SN1073

Communication System: UID: 0, CW; Frequency: 2300.0 MHz
Medium: 2450 Body; Medium parameters used:
f = 2300.0 MHz; cond = 1.81 S/m; perm = 52.9; density = 1000 kg/m3
Phantom Section: Flat; Space: 10 mm

Test Date: 09/19/2022; Ambient Temp: 21.9°C; Tissue Temp: 20.7°C

Probe: EX3DV4 - SN7659; ConvF:(8.91,8.91,8.91); Calibrated: 2022-04-20
Sensor-Surface: 1.4mm (VMS + 6p)
Electronics: DAE4 Sn1407; Calibrated: 2022-04-13
Phantom: Twin-SAM V5.0; Serial: 1873
Measurement SW: DASY Module SAR V16.2.0.1425

2300 MHz System Verification at 20 dBm (100 mW)

Area Scan (40.0 x 80.0): Measurement grid: dx=10.0 mm, dy=10.0 mm
Zoom Scan (30.0 x 30.0 x 30.0): Measurement grid: dx=5.0 mm, dy=5.0 mm, dz=1.5 mm; Graded Ratio: 1.5
Peak SAR (extrapolated) = 9.87 W/kg
SAR(1 g) = 4.89 W/kg; SAR(10 g) = 2.36 W/kg
Deviation (1 g) = 1.66%; Deviation (10 g) = 0.00%

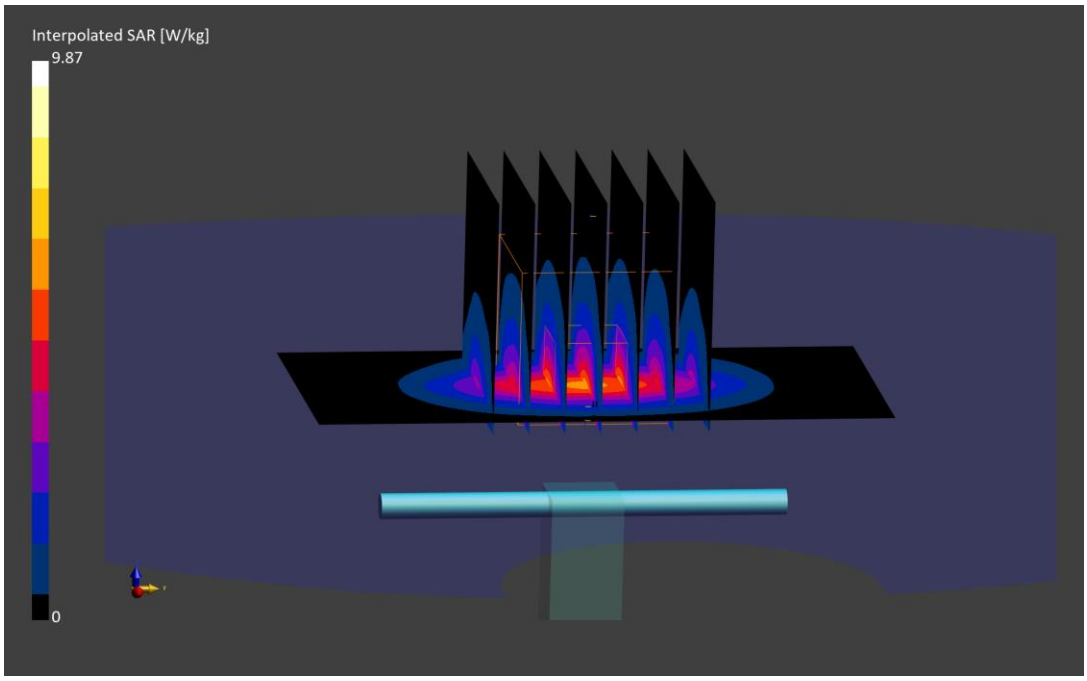

ELEMENT

DUT: Dipole 2300.0 MHz; Type: D2300V2 - SN1116

Communication System: UID: 0, CW; Frequency: 2300.0 MHz
Medium: 2450 Body; Medium parameters used:
f = 2300.0 MHz; cond = 1.83 S/m; perm = 52.1; density = 1000 kg/m3
Phantom Section: Flat; Space: 10 mm

Test Date: 09/22/2022; Ambient Temp: 22.2°C; Tissue Temp: 21.0°C

Probe: EX3DV4 - SN7659; ConvF:(8.91,8.91,8.91); Calibrated: 2022-04-20
Sensor-Surface: 1.4mm (VMS + 6p)
Electronics: DAE4 Sn1407; Calibrated: 2022-04-13
Phantom: Twin-SAM V5.0; Serial: 1873
Measurement SW: DASY Module SAR V16.2.0.1425

2300 MHz System Verification at 20 dBm (100 mW)

Area Scan (40.0 x 80.0): Measurement grid: dx=10.0 mm, dy=10.0 mm
Zoom Scan (30.0 x 30.0 x 30.0): Measurement grid: dx=5.0 mm, dy=5.0 mm, dz=1.5 mm; Graded Ratio: 1.5
Peak SAR (extrapolated) = 8.97 W/kg
SAR(1 g) = 4.53 W/kg; SAR(10 g) = 2.19 W/kg
Deviation (1 g) = -7.93%; Deviation (10 g) = -7.59%

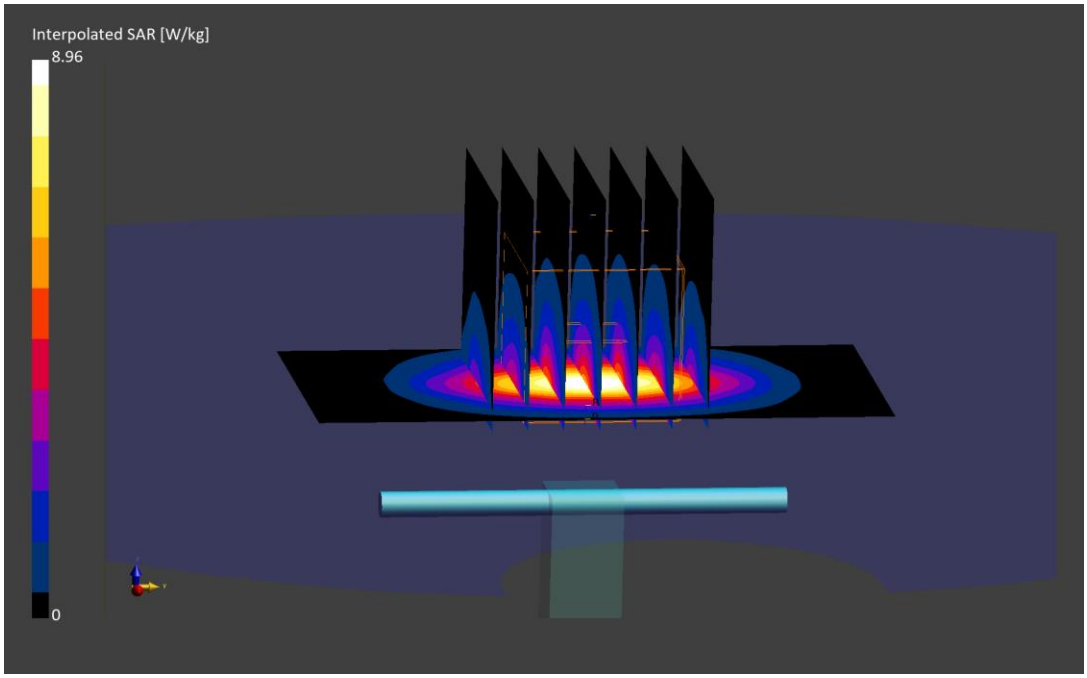

ELEMENT

DUT: Dipole 2300.0 MHz; Type: D2300V2 - SN1116

Communication System: UID: 0, CW; Frequency: 2300.0 MHz
Medium: 2450 Body; Medium parameters used:
f = 2300.0 MHz; cond = 1.81 S/m; perm = 52.9; density = 1000 kg/m3
Phantom Section: Flat; Space: 10 mm

Test Date: 09/26/2022; Ambient Temp: 22.0°C; Tissue Temp: 20.8°C

Probe: EX3DV4 - SN7659; ConvF:(8.91,8.91,8.91); Calibrated: 2022-04-20
Sensor-Surface: 1.4mm (VMS + 6p)
Electronics: DAE4 Sn1407; Calibrated: 2022-04-13
Phantom: Twin-SAM V5.0; Serial: 1873
Measurement SW: DASY Module SAR V16.2.0.1425

2300 MHz System Verification at 20 dBm (100 mW)

Area Scan (40.0 x 80.0): Measurement grid: dx=10.0 mm, dy=10.0 mm
Zoom Scan (30.0 x 30.0 x 30.0): Measurement grid: dx=5.0 mm, dy=5.0 mm, dz=1.5 mm; Graded Ratio: 1.5
Peak SAR (extrapolated) = 8.82 W/kg
SAR(1 g) = 4.53 W/kg; SAR(10 g) = 2.19 W/kg
Deviation (1 g) = -7.93%; Deviation (10 g) = -7.59%

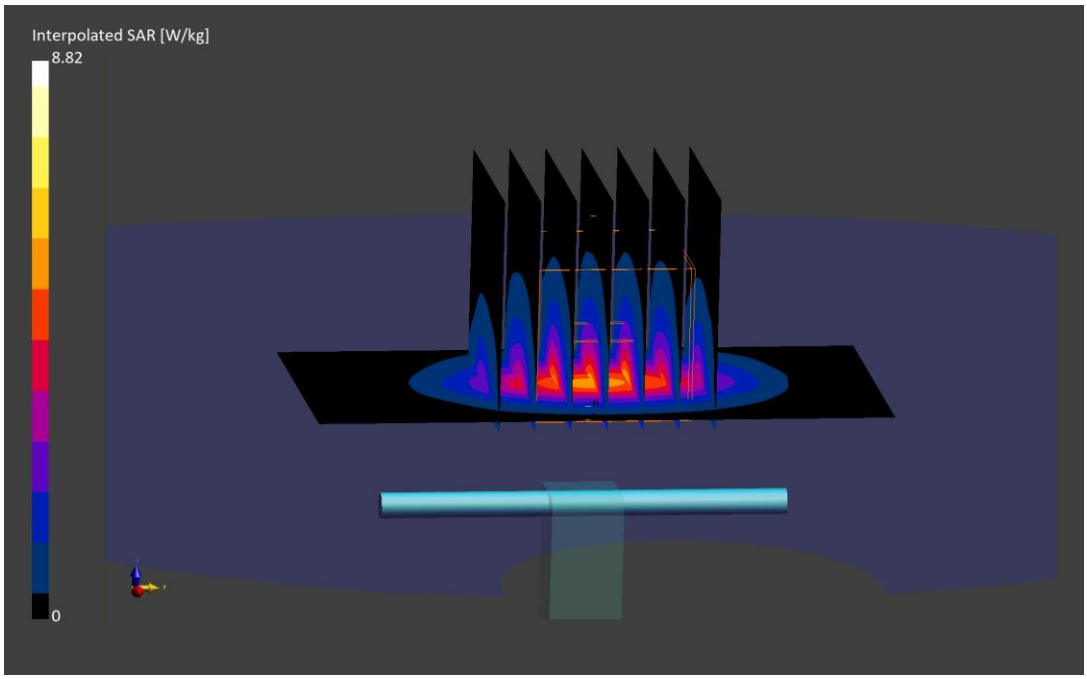

ELEMENT

DUT: Dipole 2300.0 MHz; Type: D2300V2 - SN1073

Communication System: UID: 0, CW; Frequency: 2300.0 MHz
Medium: 2450 Body; Medium parameters used:
f = 2300.0 MHz; cond = 1.84 S/m; perm = 51.5; density = 1000 kg/m3
Phantom Section: Flat; Space: 10 mm

Test Date: 11/14/2022; Ambient Temp: 21.5°C; Tissue Temp: 20.3°C

Probe: EX3DV4 - SN7417; ConvF:(7.6,7.6,7.6); Calibrated: 2022-02-22
Sensor-Surface: 1.4mm (VMS + 6p)
Electronics: DAE4 Sn665; Calibrated: 2022-02-22
Phantom: Twin-SAM V8.0; Serial: 2060
Measurement SW: DASY Module SAR V16.2.0.1425

2300 MHz System Verification at 20 dBm (100 mW)

Area Scan (40.0 x 80.0): Measurement grid: dx=10.0 mm, dy=10.0 mm
Zoom Scan (30.0 x 30.0 x 30.0): Measurement grid: dx=5.0 mm, dy=5.0 mm, dz=1.5 mm; Graded Ratio: 1.5
Peak SAR (extrapolated) = 9.58 W/kg
SAR(1 g) = 4.77 W/kg; SAR(10 g) = 2.22 W/kg
Deviation (1 g) = -0.83%; Deviation (10 g) = -5.93%

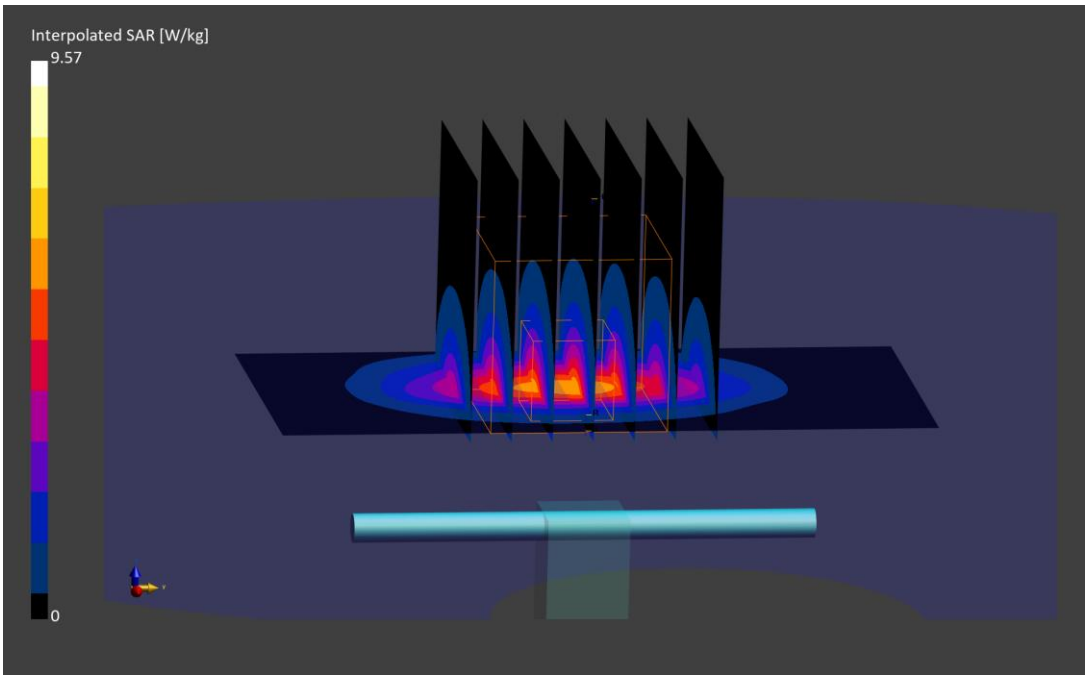

ELEMENT

DUT: Dipole 2450.0 MHz; Type: D2450V2 - SN719

Communication System: UID: 0, CW; Frequency: 2450.0 MHz
Medium: 2450 Body; Medium parameters used:
f = 2450.0 MHz; cond = 1.95 S/m; perm = 52.7; density = 1000 kg/m3
Phantom Section: Flat; Space: 10 mm

Test Date: 09/19/2022; Ambient Temp: 21.9°C; Tissue Temp: 20.7°C

Probe: EX3DV4 - SN7659; ConvF:(8.81,8.81,8.81); Calibrated: 2022-04-20
Sensor-Surface: 1.4mm (VMS + 6p)
Electronics: DAE4 Sn1407; Calibrated: 2022-04-13
Phantom: Twin-SAM V5.0; Serial: 1873
Measurement SW: DASY Module SAR V16.2.0.1425

2450 MHz System Verification at 20 dBm (100 mW)

Area Scan (40.0 x 80.0): Measurement grid: dx=10.0 mm, dy=10.0 mm
Zoom Scan (30.0 x 30.0 x 30.0): Measurement grid: dx=5.0 mm, dy=5.0 mm, dz=1.5 mm; Graded Ratio: 1.5
Peak SAR (extrapolated) = 10.2 W/kg
SAR(1 g) = 4.94 W/kg; SAR(10 g) = 2.32 W/kg
Deviation (1 g) = -5.00%; Deviation (10 g) = -6.07%

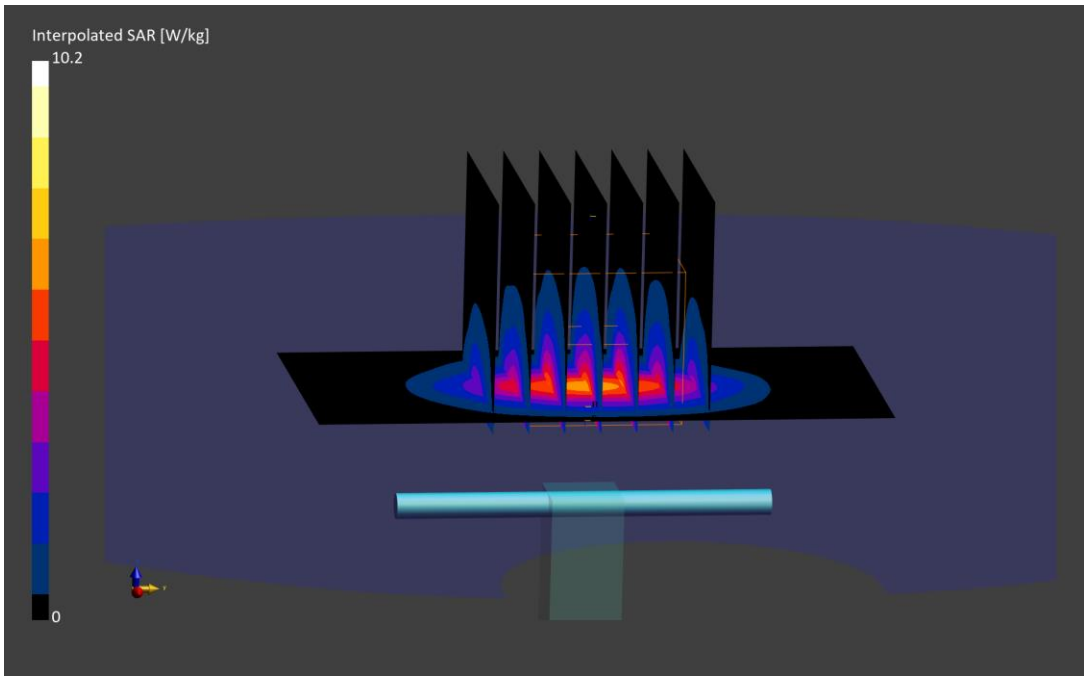

ELEMENT

DUT: Dipole 2450.0 MHz; Type: D2450V2 - SN882

Communication System: UID: 0, CW; Frequency: 2450.0 MHz
Medium: 2450 Body; Medium parameters used:
f = 2450.0 MHz; cond = 2.02 S/m; perm = 52.1; density = 1000 kg/m3
Phantom Section: Flat; Space: 10 mm

Test Date: 10/18/2022; Ambient Temp: 21.7°C; Tissue Temp: 21.4°C

Probe: EX3DV4 - SN7640; ConvF:(8.86,8.86,8.86); Calibrated: 2022-02-24
Sensor-Surface: 1.4mm (VMS + 6p)
Electronics: DAE4 Sn1645; Calibrated: 2022-02-21
Phantom: Twin-SAM V5.0; Serial: 1868
Measurement SW: DASY Module SAR V16.2.0.1425

2450 MHz System Verification at 20 dBm (100 mW)

Area Scan (40.0 x 80.0): Measurement grid: dx=10.0 mm, dy=10.0 mm
Zoom Scan (30.0 x 30.0 x 30.0): Measurement grid: dx=5.0 mm, dy=5.0 mm, dz=1.5 mm; Graded Ratio: 1.5
Peak SAR (extrapolated) = 10.2 W/kg
SAR(1 g) = 4.89 W/kg; SAR(10 g) = 2.27 W/kg
Deviation (1 g) = -4.12%; Deviation (10 g) = -5.42%

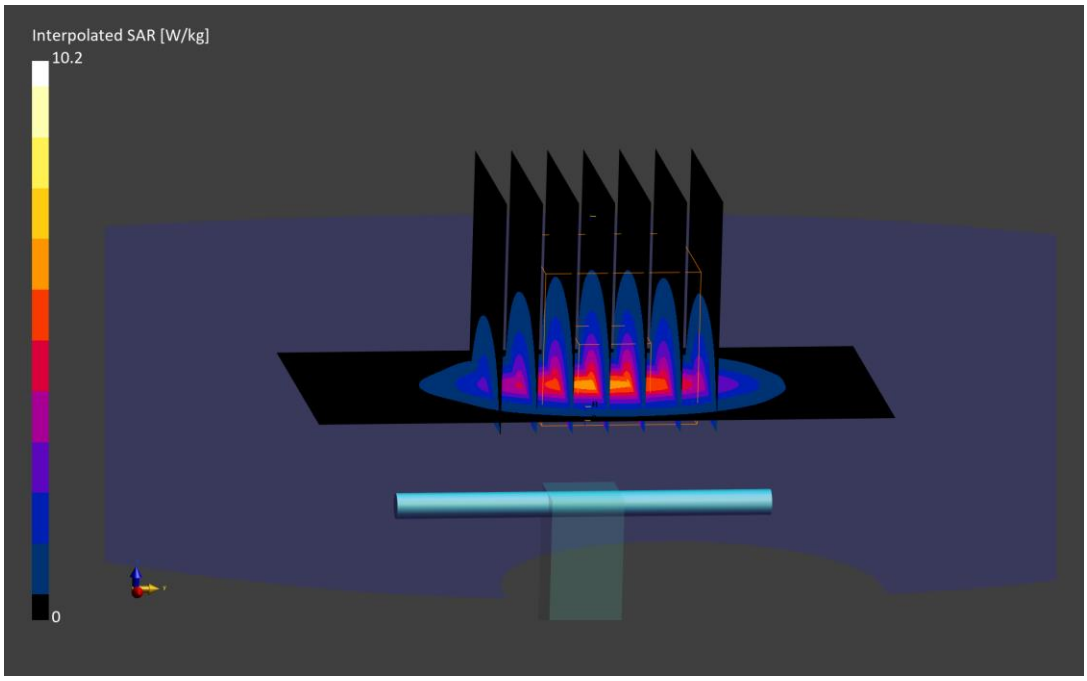

ELEMENT

DUT: Dipole 2450.0 MHz; Type: D2450V2 - SN719

Communication System: UID: 0, CW; Frequency: 2450.0 MHz
Medium: 2450 Body; Medium parameters used:
f = 2450.0 MHz; cond = 2.02 S/m; perm = 50.7; density = 1000 kg/m3
Phantom Section: Flat; Space: 10 mm

Test Date: 10/31/2022; Ambient Temp: 21.6°C; Tissue Temp: 20.3°C

Probe: EX3DV4 - SN7668; ConvF:(7.59,7.59,7.59); Calibrated: 2022-08-23
Sensor-Surface: 1.4mm (VMS + 6p)
Electronics: DAE4 Sn1680; Calibrated: 2022-08-15
Phantom: Twin-SAM V8.0; Serial: 2056
Measurement SW: DASY Module SAR V16.2.0.1425

2450 MHz System Verification at 20 dBm (100 mW)

Area Scan (40.0 x 80.0): Measurement grid: dx=10.0 mm, dy=10.0 mm
Zoom Scan (30.0 x 30.0 x 30.0): Measurement grid: dx=5.0 mm, dy=5.0 mm, dz=1.5 mm; Graded Ratio: 1.5
Peak SAR (extrapolated) = 11.0 W/kg
SAR(1 g) = 5.08 W/kg; SAR(10 g) = 2.33 W/kg
Deviation (1 g) = -2.31%; Deviation (10 g) = -5.67%

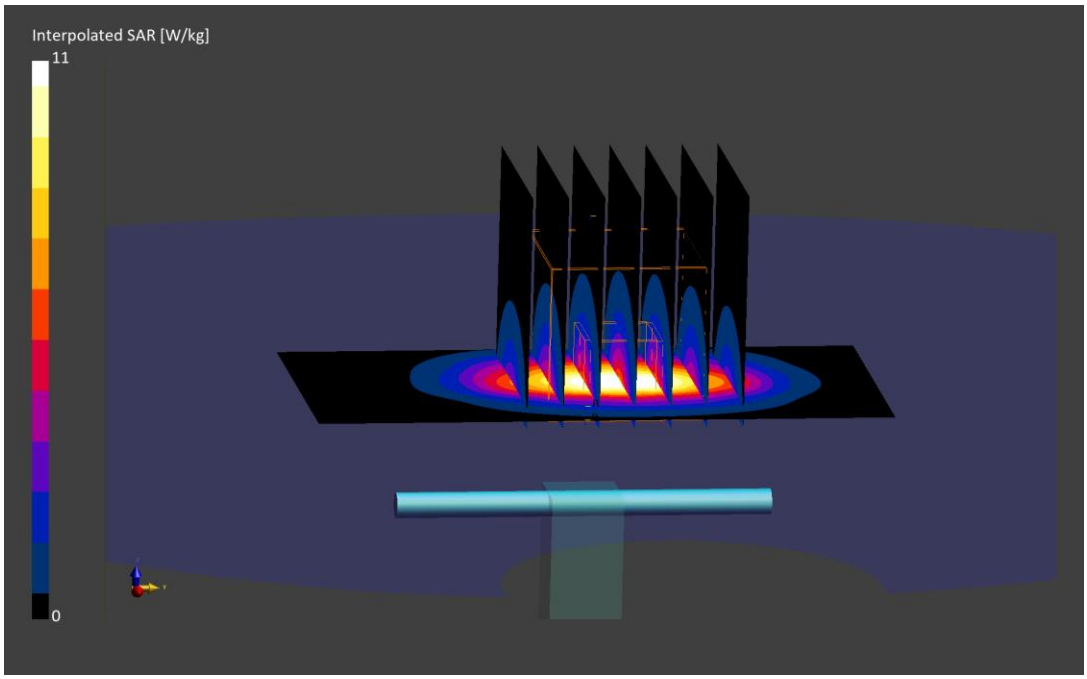

ELEMENT

DUT: Dipole 2450.0 MHz; Type: D2450V2 - SN750

Communication System: UID: 0, CW; Frequency: 2450.0 MHz
Medium: 2450 Body; Medium parameters used:
f = 2450.0 MHz; cond = 2.02 S/m; perm = 51.2; density = 1000 kg/m3
Phantom Section: Flat; Space: 10 mm

Test Date: 11/01/2022; Ambient Temp: 21.9°C; Tissue Temp: 20.5°C

Probe: EX3DV4 - SN7308; ConvF:(8.06,8.06,8.06); Calibrated: 2022-02-21
Sensor-Surface: 1.4mm (VMS + 6p)
Electronics: DAE4 Sn467; Calibrated: 2022-02-24
Phantom: Twin-SAM V8.0; Serial: 2029
Measurement SW: DASY Module SAR V16.2.0.1425

2450 MHz System Verification at 20 dBm (100 mW)

Area Scan (40.0 x 80.0): Measurement grid: dx=10.0 mm, dy=10.0 mm
Zoom Scan (30.0 x 30.0 x 30.0): Measurement grid: dx=5.0 mm, dy=5.0 mm, dz=1.5 mm; Graded Ratio: 1.5
Peak SAR (extrapolated) = 10.3 W/kg
SAR(1 g) = 4.89 W/kg; SAR(10 g) = 2.23 W/kg
Deviation (1 g) = -3.17%; Deviation (10 g) = -6.69%

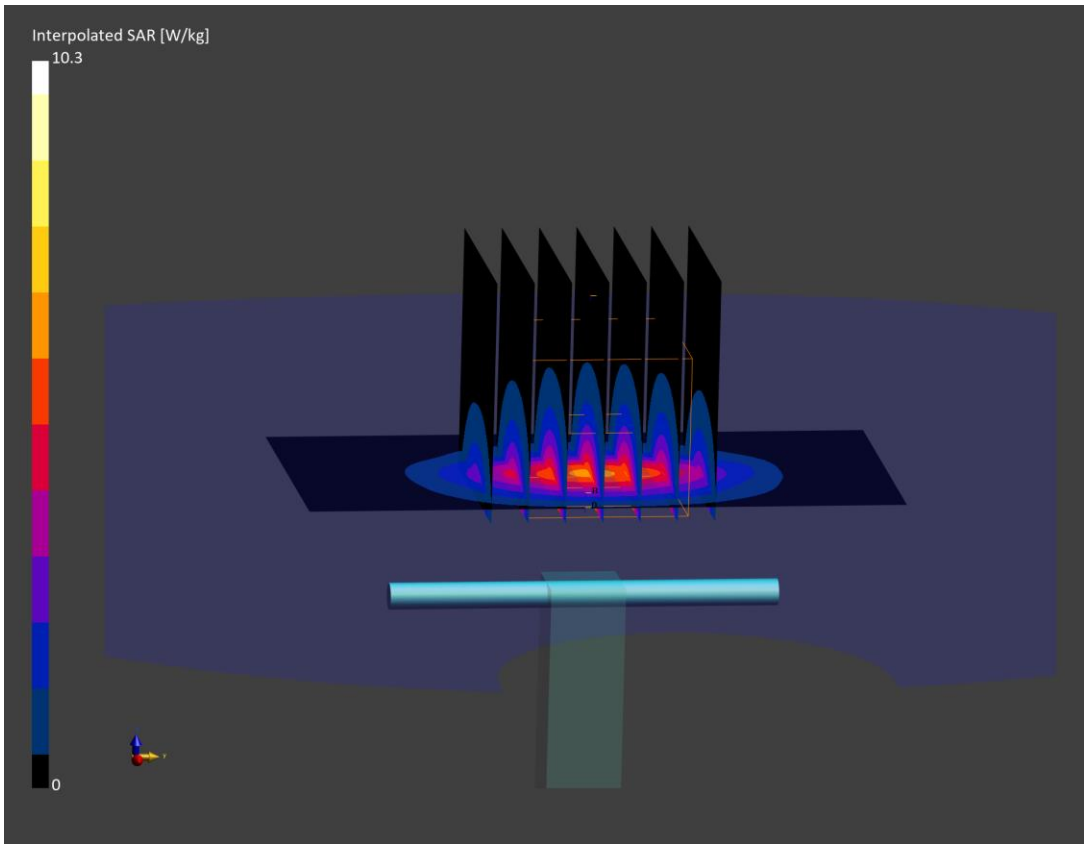

ELEMENT

DUT: Dipole 2450.0 MHz; Type: D2450V2 - SN719

Communication System: UID: 0, CW; Frequency: 2450.0 MHz
Medium: 2450 Body; Medium parameters used:
f = 2450.0 MHz; cond = 1.93 S/m; perm = 50.8; density = 1000 kg/m3
Phantom Section: Flat; Space: 10 mm

Test Date: 11/07/2022; Ambient Temp: 21.1°C; Tissue Temp: 21.5°C

Probe: EX3DV4 - SN7406; ConvF:(7.57,7.57,7.57); Calibrated: 2022-07-18
Sensor-Surface: 1.4mm (VMS + 6p)
Electronics: DAE4 Sn1677; Calibrated: 2022-07-18
Phantom: Twin-SAM V8.0; Serial: 2064
Measurement SW: DASY Module SAR V16.2.0.1425

2450 MHz System Verification at 20 dBm (100 mW)

Area Scan (40.0 x 80.0): Measurement grid: dx=10.0 mm, dy=10.0 mm
Zoom Scan (30.0 x 30.0 x 30.0): Measurement grid: dx=5.0 mm, dy=5.0 mm, dz=1.5 mm; Graded Ratio: 1.5
Peak SAR (extrapolated) = 10.7 W/kg
SAR(1 g) = 4.96 W/kg; SAR(10 g) = 2.25 W/kg
Deviation (1 g) = -4.62%; Deviation (10 g) = -8.91%

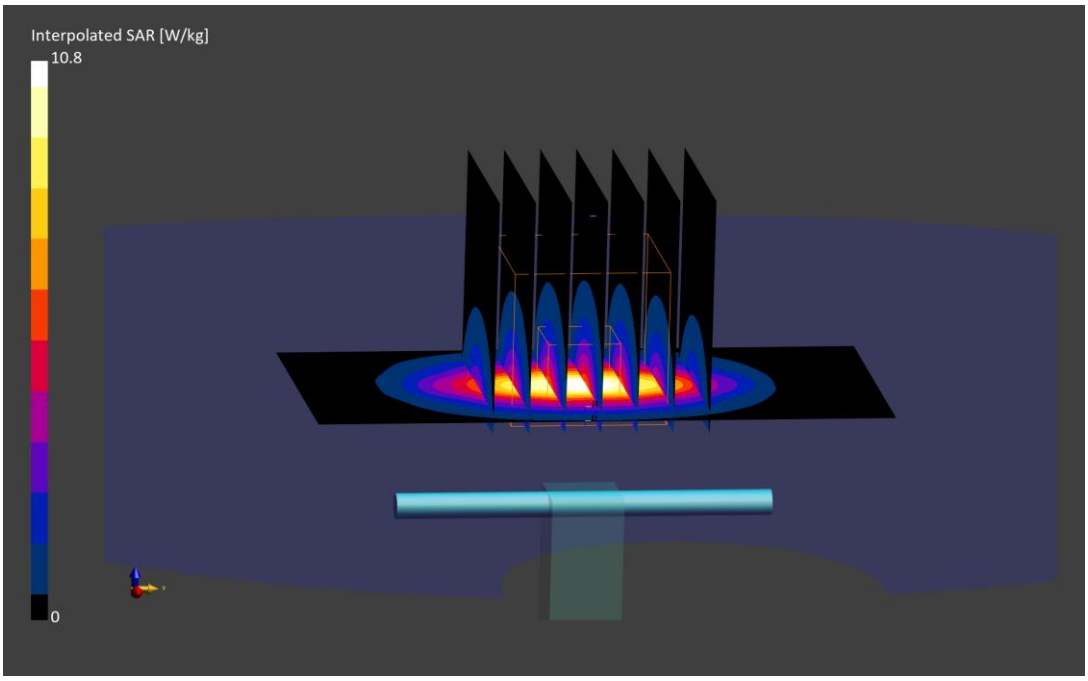

ELEMENT

DUT: Dipole 2450.0 MHz; Type: D2450V2 - SN921

Communication System: UID: 0, CW; Frequency: 2450.0 MHz
Medium: 2450 Body; Medium parameters used:
f = 2450.0 MHz; cond = 2.03 S/m; perm = 51.3; density = 1000 kg/m3
Phantom Section: Flat; Space: 10 mm

Test Date: 11/07/2022; Ambient Temp: 22.0°C; Tissue Temp: 20.7°C

Probe: EX3DV4 - SN3837; ConvF:(7.15,7.15,7.15); Calibrated: 2022-01-19
Sensor-Surface: 1.4mm (VMS + 6p)
Electronics: DAE4 Sn793; Calibrated: 2022-01-13
Phantom: Twin-SAM V8.0; Serial: 2034
Measurement SW: DASY Module SAR V16.2.0.1425

2450 MHz System Verification at 20 dBm (100 mW)

Area Scan (40.0 x 80.0): Measurement grid: dx=10.0 mm, dy=10.0 mm
Zoom Scan (30.0 x 30.0 x 30.0): Measurement grid: dx=5.0 mm, dy=5.0 mm, dz=1.5 mm; Graded Ratio: 1.5
Peak SAR (extrapolated) = 10.4 W/kg
SAR(1 g) = 5.17 W/kg; SAR(10 g) = 2.38 W/kg
Deviation (1 g) = 4.02%; Deviation (10 g) = 0.85%

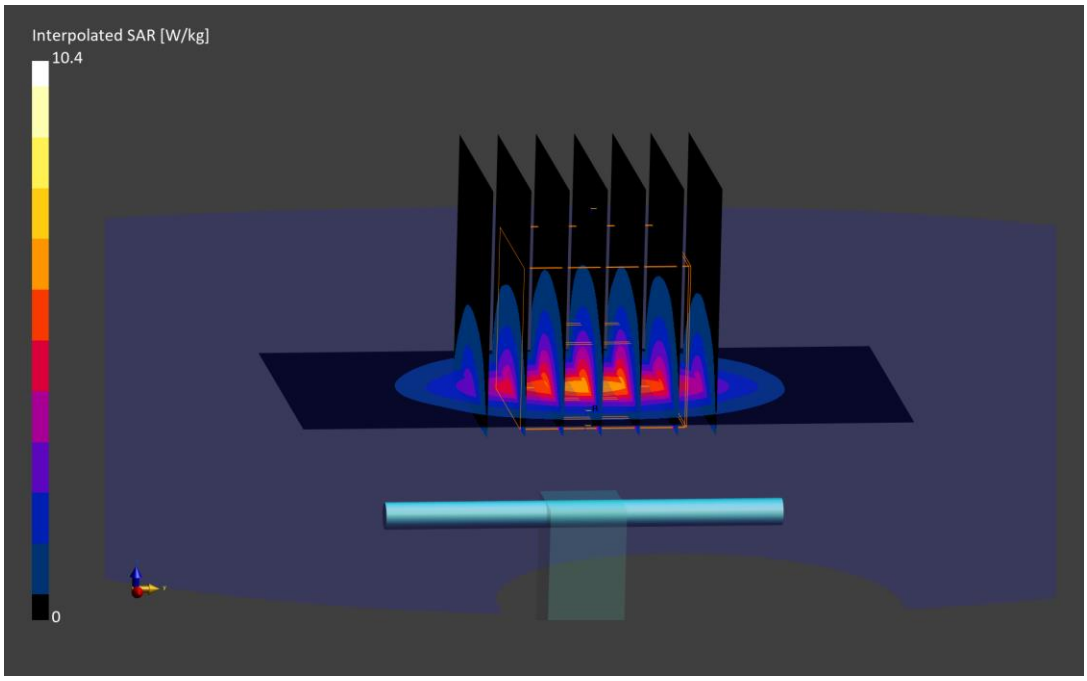

ELEMENT

DUT: Dipole 2600.0 MHz; Type: D2600V2 - SN1071

Communication System: UID: 0, CW; Frequency: 2600.0 MHz
Medium: 2450 Body; Medium parameters used:
f = 2600.0 MHz; cond = 2.10 S/m; perm = 52.5; density = 1000 kg/m3
Phantom Section: Flat; Space: 10 mm

Test Date: 09/19/2022; Ambient Temp: 21.9°C; Tissue Temp: 20.7°C

Probe: EX3DV4 - SN7659; ConvF:(8.42,8.42,8.42); Calibrated: 2022-04-20
Sensor-Surface: 1.4mm (VMS + 6p)
Electronics: DAE4 Sn1407; Calibrated: 2022-04-13
Phantom: Twin-SAM V5.0; Serial: 1873
Measurement SW: DASY Module SAR V16.2.0.1425

2600 MHz System Verification at 20 dBm (100 mW)

Area Scan (40.0 x 80.0): Measurement grid: dx=10.0 mm, dy=10.0 mm
Zoom Scan (30.0 x 30.0 x 30.0): Measurement grid: dx=5.0 mm, dy=5.0 mm, dz=1.5 mm; Graded Ratio: 1.5
Peak SAR (extrapolated) = 11.4 W/kg
SAR(1 g) = 5.25 W/kg; SAR(10 g) = 2.38 W/kg
Deviation (1 g) = -3.31%; Deviation (10 g) = -1.24%

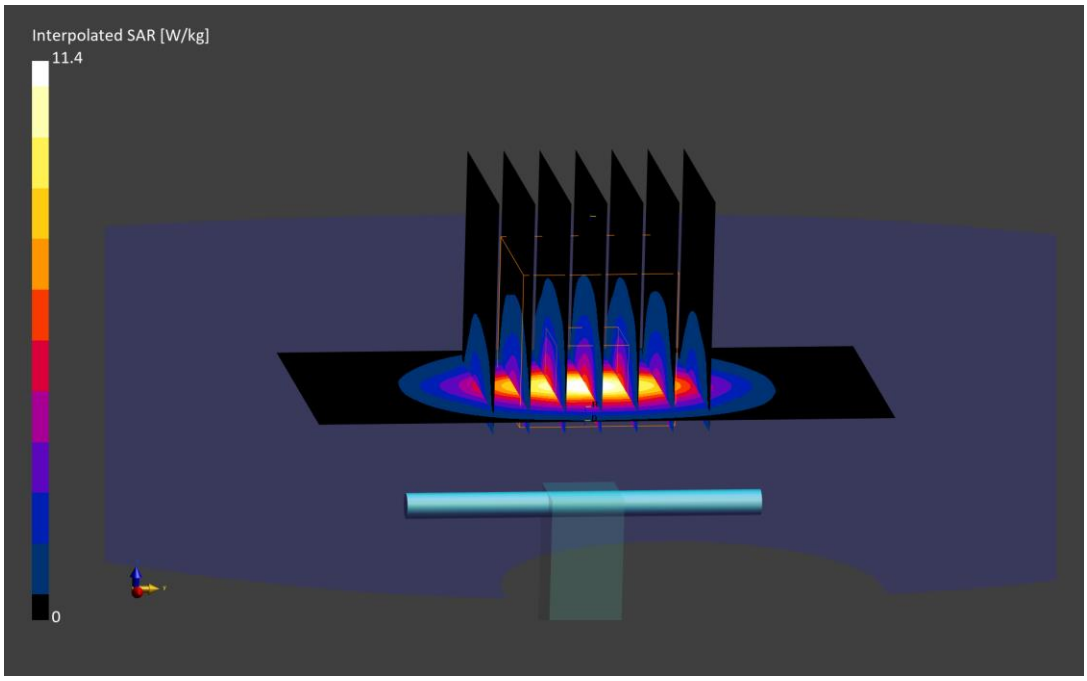

ELEMENT

DUT: Dipole 2600.0 MHz; Type: D2600V2 - SN1004

Communication System: UID: 0, CW; Frequency: 2600.0 MHz
Medium: 2450 Body; Medium parameters used:
f = 2600.0 MHz; cond = 2.10 S/m; perm = 52.5; density = 1000 kg/m3
Phantom Section: Flat; Space: 10 mm

Test Date: 09/26/2022; Ambient Temp: 22.0°C; Tissue Temp: 20.8°C

Probe: EX3DV4 - SN7659; ConvF:(8.42,8.42,8.42); Calibrated: 2022-04-20
Sensor-Surface: 1.4mm (VMS + 6p)
Electronics: DAE4 Sn1407; Calibrated: 2022-04-13
Phantom: Twin-SAM V5.0; Serial: 1873
Measurement SW: DASY Module SAR V16.2.0.1425

2600 MHz System Verification at 20 dBm (100 mW)

Area Scan (40.0 x 80.0): Measurement grid: dx=10.0 mm, dy=10.0 mm
Zoom Scan (30.0 x 30.0 x 30.0): Measurement grid: dx=5.0 mm, dy=5.0 mm, dz=1.5 mm; Graded Ratio: 1.5
Peak SAR (extrapolated) = 11.3 W/kg
SAR(1 g) = 5.21 W/kg; SAR(10 g) = 2.35 W/kg
Deviation (1 g) = -5.96%; Deviation (10 g) = -5.24%

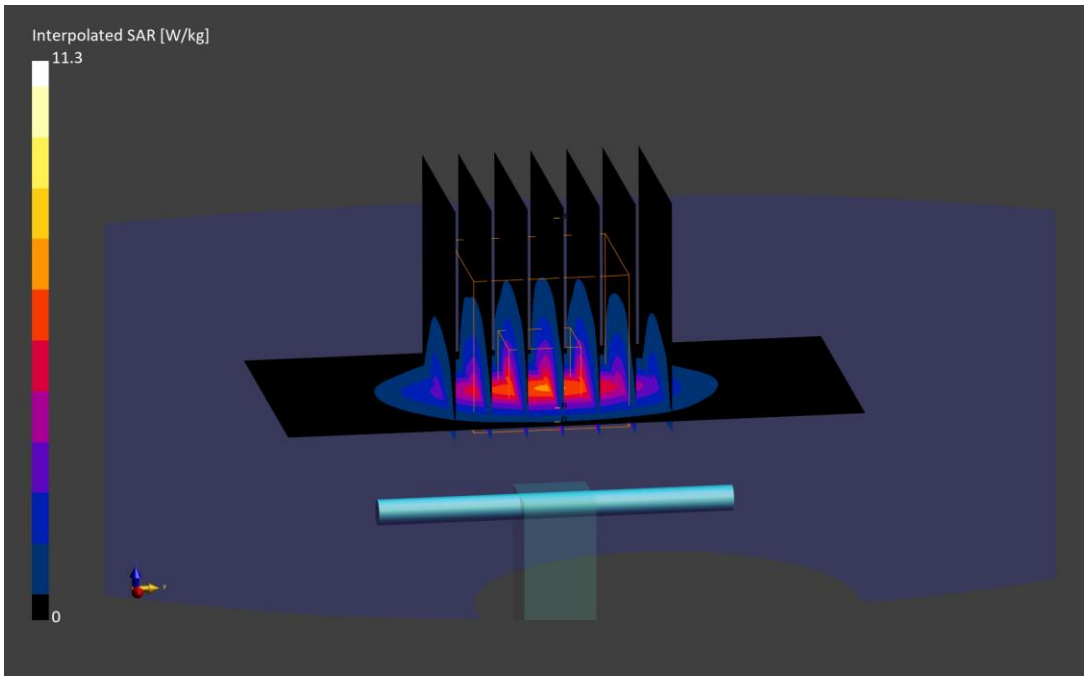

ELEMENT

DUT: Dipole 2600.0 MHz; Type: D2600V2 - SN1071

Communication System: UID: 0, CW; Frequency: 2600.0 MHz
Medium: 2450 Body; Medium parameters used:
f = 2600.0 MHz; cond = 2.23 S/m; perm = 51.1; density = 1000 kg/m3
Phantom Section: Flat; Space: 10 mm

Test Date: 10/24/2022; Ambient Temp: 23.1°C; Tissue Temp: 21.7°C

Probe: EX3DV4 - SN7417; ConvF:(7.4,7.4,7.4); Calibrated: 2022-02-22
Sensor-Surface: 1.4mm (VMS + 6p)
Electronics: DAE4 Sn665; Calibrated: 2022-02-22
Phantom: Twin-SAM V8.0; Serial: 2060
Measurement SW: DASY Module SAR V16.2.0.1425

2600 MHz System Verification at 20 dBm (100 mW)

Area Scan (40.0 x 80.0): Measurement grid: dx=10.0 mm, dy=10.0 mm
Zoom Scan (30.0 x 30.0 x 30.0): Measurement grid: dx=5.0 mm, dy=5.0 mm, dz=1.5 mm; Graded Ratio: 1.5
Peak SAR (extrapolated) = 12.1 W/kg
SAR(1 g) = 5.49 W/kg; SAR(10 g) = 2.43 W/kg
Deviation (1 g) = 1.10%; Deviation (10 g) = 0.83%

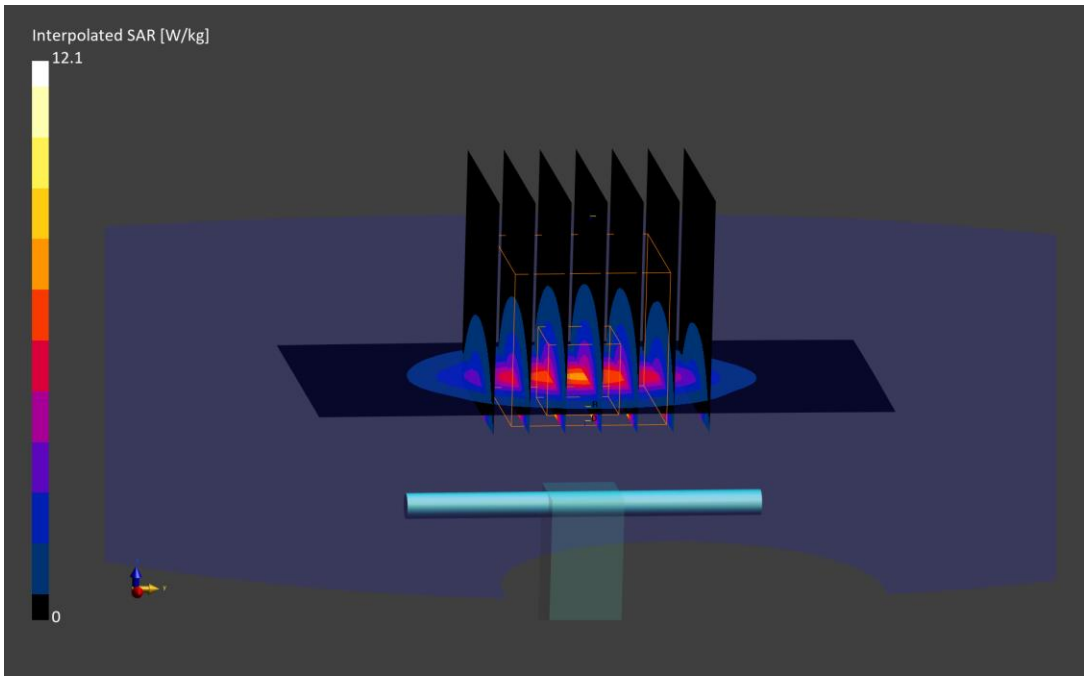

ELEMENT

DUT: Dipole 2600 MHz; Type: D2600V2; Serial: 1126

Communication System: UID 0, CW; Frequency: 2600 MHz; Duty Cycle: 1:1
Medium: 2450 Body Medium parameters used:
f = 2600 MHz; σ = 2.167 S/m; ε_r = 52.467; ρ = 1000 kg/m^3
Phantom section: Flat Section; Space: 1.0 cm

Test Date: 10/24/2022; Ambient Temp: 22.1°C; Tissue Temp: 22.0°C

Probe: EX3DV4 - SN7491; ConvF(7.75, 7.75, 7.75) @ 2600 MHz; Calibrated: 6/29/2022
Sensor-Surface: 1.4mm (Mechanical Surface Detection)
Electronics: DAE4 Sn1532; Calibrated: 6/14/2022
Phantom: Twin-SAM V5.0 (30); Type: QD 000 P40 CD; Serial: 1626
Measurement SW: DASY52, Version 52.10 (4);SEMCAD X Version 14.6.14 (7501)

2600 MHz System Verification at 20.0 dBm (100 mW)

Area Scan (8x9x1): Measurement grid: dx=12mm, dy=12mm
Zoom Scan (7x7x7)/Cube 0: Measurement grid: dx=5mm, dy=5mm, dz=5mm
Peak SAR (extrapolated) = 10.9 W/kg
SAR(1 g) = 5.17 W/kg; SAR(10 g) = 2.33 W/kg
Deviation(1 g) = -5.48%; Deviation(10 g) = -5.67%

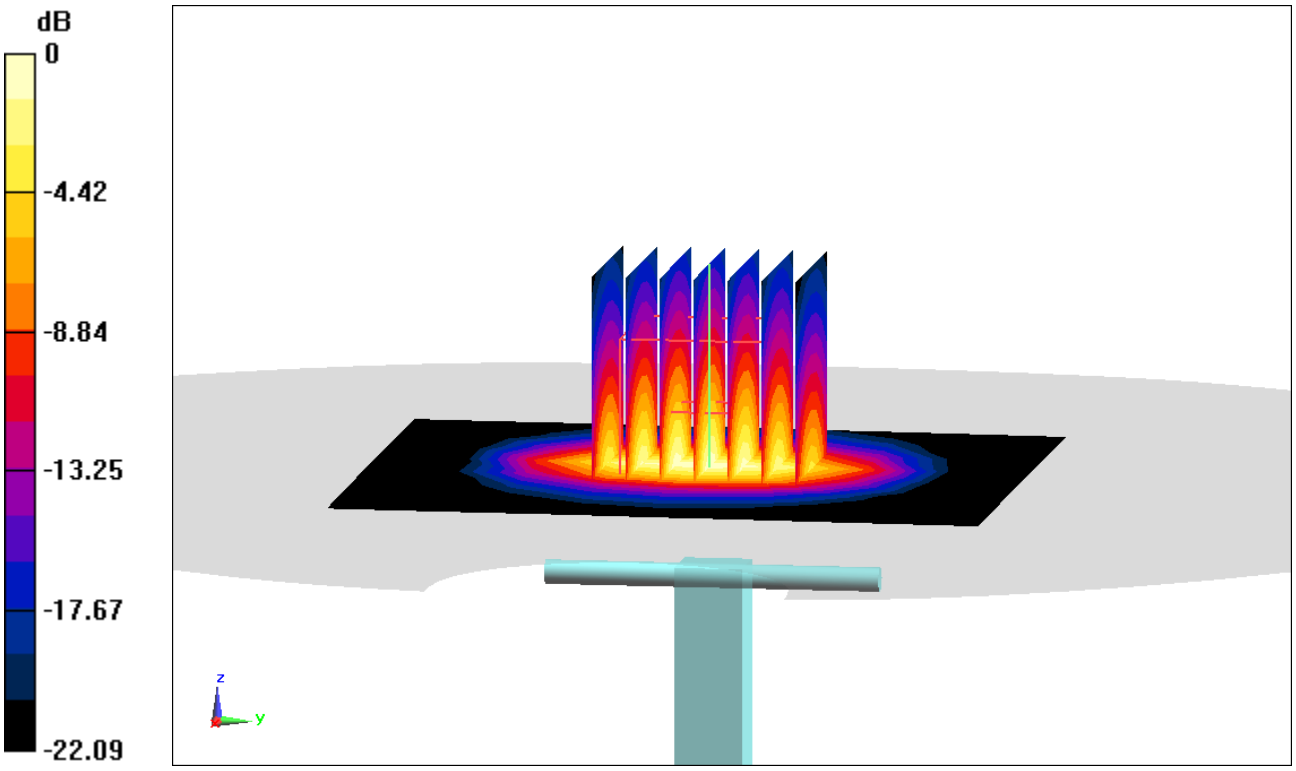

0 dB = 8.72 W/kg = 9.41 dBW/kg

ELEMENT

DUT: Dipole 2600.0 MHz; Type: D2600V2 - SN1042

Communication System: UID: 0, CW; Frequency: 2600.0 MHz
Medium: 2450 Body; Medium parameters used:
f = 2600.0 MHz; cond = 2.23 S/m; perm = 50.6; density = 1000 kg/m3
Phantom Section: Flat; Space: 10 mm

Test Date: 11/01/2022; Ambient Temp: 21.9°C; Tissue Temp: 20.5°C

Probe: EX3DV4 - SN7308; ConvF:(7.95,7.95,7.95); Calibrated: 2022-02-21
Sensor-Surface: 1.4mm (VMS + 6p)
Electronics: DAE4 Sn467; Calibrated: 2022-02-24
Phantom: Twin-SAM V8.0; Serial: 2029
Measurement SW: DASY Module SAR V16.2.0.1425

2600 MHz System Verification at 20 dBm (100 mW)

Area Scan (40.0 x 80.0): Measurement grid: dx=10.0 mm, dy=10.0 mm
Zoom Scan (30.0 x 30.0 x 30.0): Measurement grid: dx=5.0 mm, dy=5.0 mm, dz=1.5 mm; Graded Ratio: 1.5
Peak SAR (extrapolated) = 11.6 W/kg
SAR(1 g) = 5.10 W/kg; SAR(10 g) = 2.23 W/kg
Deviation (1 g) = -5.03%; Deviation (10 g) = -7.08%

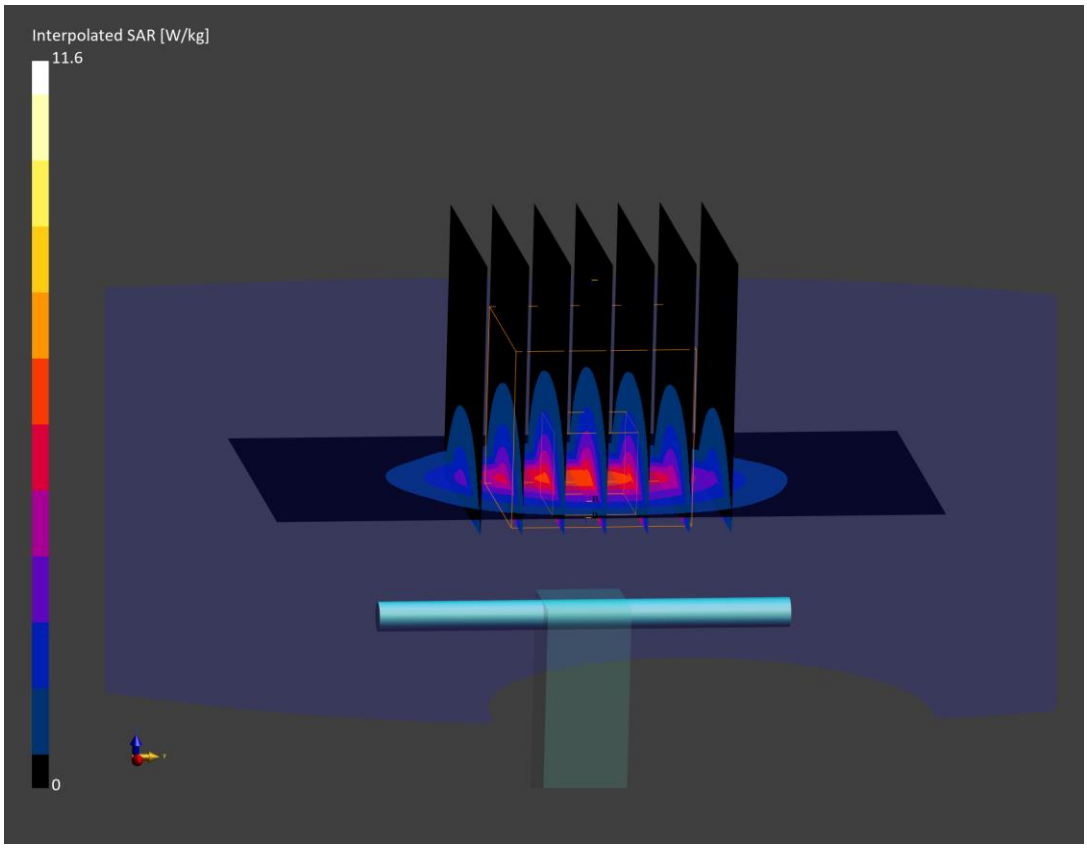

ELEMENT

DUT: Dipole 2600.0 MHz; Type: D2600V2 - SN1064

Communication System: UID: 0, CW; Frequency: 2600.0 MHz
Medium: 2450 Body; Medium parameters used:
f = 2600.0 MHz; cond = 2.14 S/m; perm = 50.2; density = 1000 kg/m3
Phantom Section: Flat; Space: 10 mm

Test Date: 11/07/2022; Ambient Temp: 21.1°C; Tissue Temp: 21.5°C

Probe: EX3DV4 - SN7406; ConvF:(7.54,7.54,7.54); Calibrated: 2022-07-18
Sensor-Surface: 1.4mm (VMS + 6p)
Electronics: DAE4 Sn1677; Calibrated: 2022-07-18
Phantom: Twin-SAM V8.0; Serial: 2064
Measurement SW: DASY Module SAR V16.2.0.1425

2600 MHz System Verification at 20 dBm (100 mW)

Area Scan (40.0 x 80.0): Measurement grid: dx=10.0 mm, dy=10.0 mm
Zoom Scan (30.0 x 30.0 x 30.0): Measurement grid: dx=5.0 mm, dy=5.0 mm, dz=1.5 mm; Graded Ratio: 1.5
Peak SAR (extrapolated) = 12.2 W/kg
SAR(1 g) = 5.29 W/kg; SAR(10 g) = 2.30 W/kg
Deviation (1 g) = -3.11%; Deviation (10 g) = -5.74%

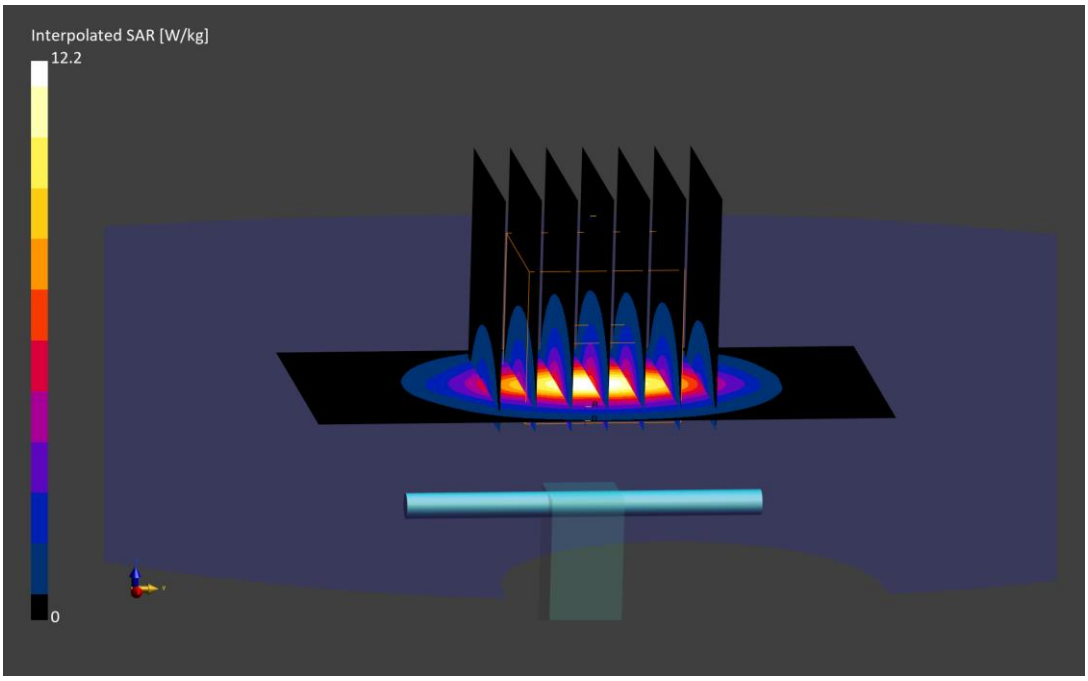

ELEMENT

DUT: Dipole 2600.0 MHz; Type: D2600V2 - SN1042

Communication System: UID: 0, CW; Frequency: 2600.0 MHz
Medium: 2450 Body; Medium parameters used:
f = 2600.0 MHz; cond = 2.24 S/m; perm = 50.7; density = 1000 kg/m3
Phantom Section: Flat; Space: 10 mm

Test Date: 11/07/2022; Ambient Temp: 22.0°C; Tissue Temp: 20.7°C

Probe: EX3DV4 - SN3837; ConvF:(6.9,6.9,6.9); Calibrated: 2022-01-19
Sensor-Surface: 1.4mm (VMS + 6p)
Electronics: DAE4 Sn793; Calibrated: 2022-01-13
Phantom: Twin-SAM V8.0; Serial: 2034
Measurement SW: DASY Module SAR V16.2.0.1425

2600 MHz System Verification at 20 dBm (100 mW)

Area Scan (40.0 x 80.0): Measurement grid: dx=10.0 mm, dy=10.0 mm
Zoom Scan (30.0 x 30.0 x 30.0): Measurement grid: dx=5.0 mm, dy=5.0 mm, dz=1.5 mm; Graded Ratio: 1.5
Peak SAR (extrapolated) = 11.2 W/kg
SAR(1 g) = 5.10 W/kg; SAR(10 g) = 2.24 W/kg
Deviation (1 g) = -5.30%; Deviation (10 g) = -6.67%

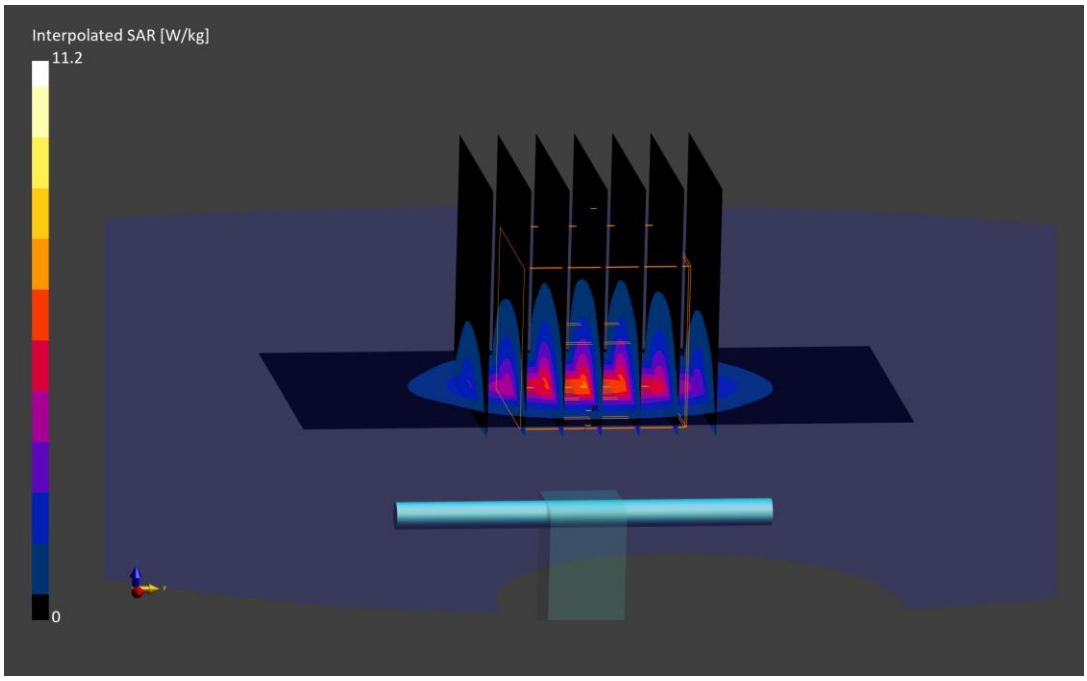

ELEMENT

DUT: Dipole 3500.0 MHz; Type: D3500V2 - SN1126

Communication System: UID: 0, CW; Frequency: 3500.0 MHz
Medium: 3600 Body; Medium parameters used:
f = 3500.0 MHz; cond = 3.18 S/m; perm = 50.1; density = 1000 kg/m3
Phantom Section: Flat; Space: 10 mm

Test Date: 10/03/2022; Ambient Temp: 22.9°C; Tissue Temp: 20.3°C

Probe: EX3DV4 - SN7639; ConvF:(6.91,6.91,6.91); Calibrated: 2021-11-16
Sensor-Surface: 1.4mm (VMS + 6p)
Electronics: DAE4 Sn1646; Calibrated: 2021-11-11
Phantom: Twin-SAM V8.0; Serial: 1736
Measurement SW: DASY Module SAR V16.2.0.1425

3500 MHz System Verification at 20 dBm (100 mW)

Area Scan (40.0 x 80.0): Measurement grid: dx=10.0 mm, dy=10.0 mm
Zoom Scan (28.0 x 28.0 x 28.0): Measurement grid: dx=5.0 mm, dy=5.0 mm, dz=1.4 mm; Graded Ratio: 1.5
Peak SAR (extrapolated) = 15.9 W/kg
SAR(1 g) = 6.38 W/kg; SAR(10 g) = 2.42 W/kg
Deviation (1 g) = 0.31%; Deviation (10 g) = 2.54%

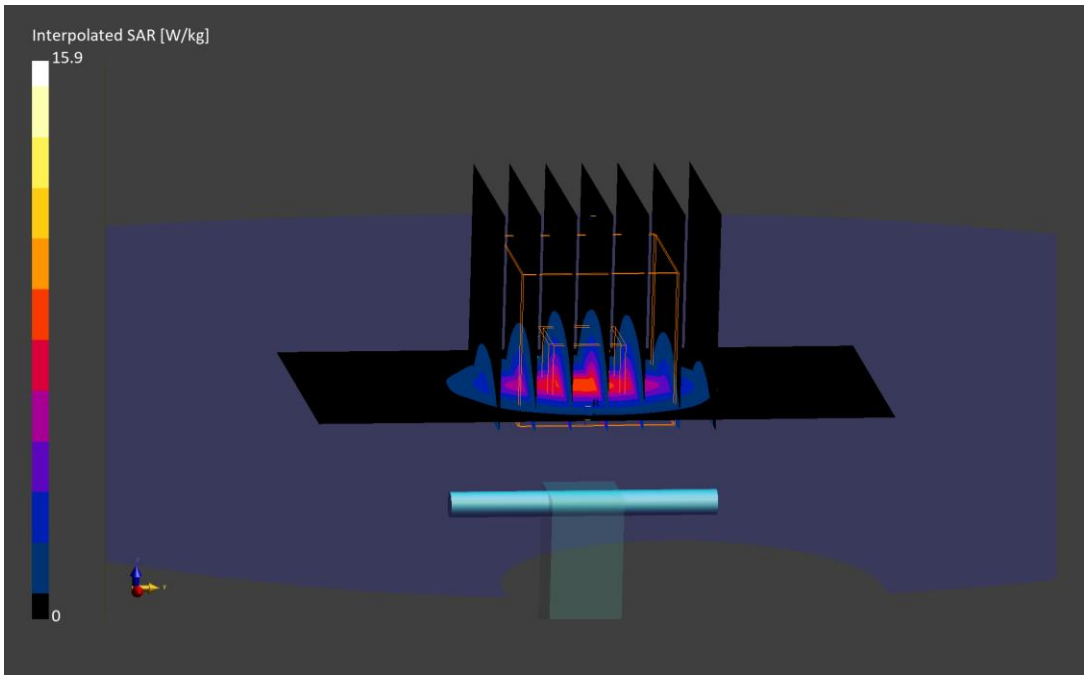

ELEMENT

DUT: Dipole 3500.0 MHz; Type: D3500V2 - SN1126

Communication System: UID: 0, CW; Frequency: 3500.0 MHz
Medium: 3600 Body; Medium parameters used:
f = 3500.0 MHz; cond = 3.22 S/m; perm = 50.9; density = 1000 kg/m3
Phantom Section: Flat; Space: 10 mm

Test Date: 10/24/2022; Ambient Temp: 22.7°C; Tissue Temp: 20.7°C

Probe: EX3DV4 - SN3837; ConvF:(5.99,5.99,5.99); Calibrated: 2022-01-19
Sensor-Surface: 1.4mm (VMS + 6p)
Electronics: DAE4 Sn793; Calibrated: 2022-01-13
Phantom: Twin-SAM V8.0; Serial: 2034
Measurement SW: DASY Module SAR V16.2.0.1425

3500 MHz System Verification at 20 dBm (100 mW)

Area Scan (40.0 x 80.0): Measurement grid: dx=10.0 mm, dy=10.0 mm
Zoom Scan (28.0 x 28.0 x 28.0): Measurement grid: dx=5.0 mm, dy=5.0 mm, dz=1.4 mm; Graded Ratio: 1.5
Peak SAR (extrapolated) = 15.7 W/kg
SAR(1 g) = 6.37 W/kg; SAR(10 g) = 2.43 W/kg
Deviation (1 g) = 0.16%; Deviation (10 g) = 2.97%

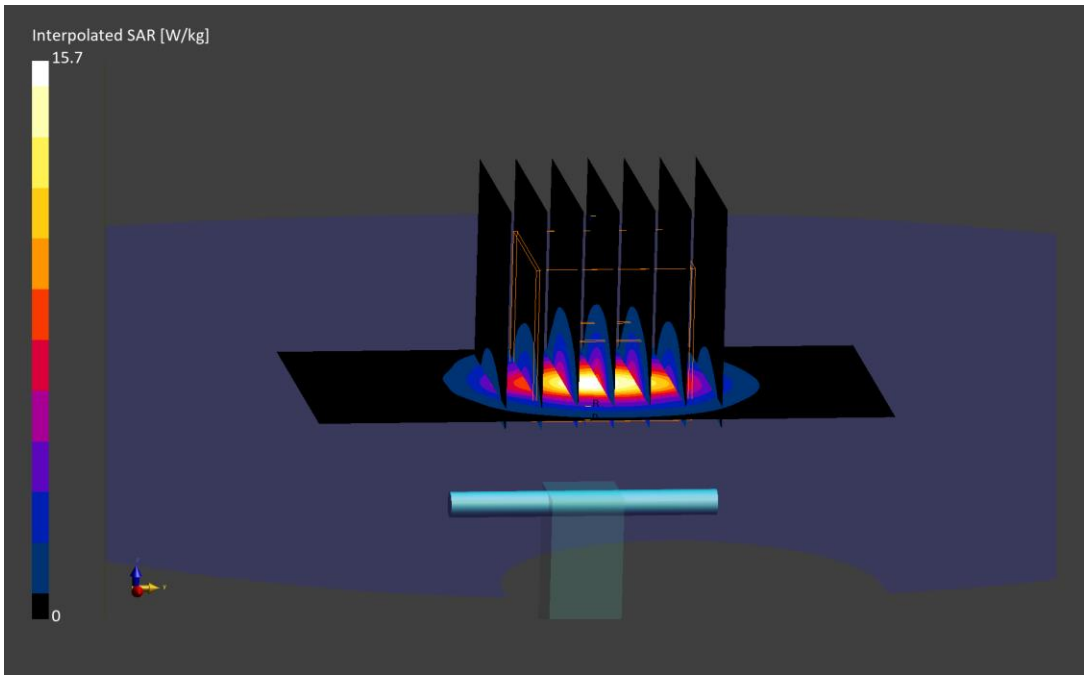

ELEMENT

DUT: Dipole 3500.0 MHz; Type: D3500V2 - SN1059

Communication System: UID: 0, CW; Frequency: 3500.0 MHz
Medium: 3600 Body; Medium parameters used:
f = 3500.0 MHz; cond = 3.20 S/m; perm = 51.1; density = 1000 kg/m3
Phantom Section: Flat; Space: 10 mm

Test Date: 10/31/2022; Ambient Temp: 23.0°C; Tissue Temp: 20.7°C

Probe: EX3DV4 - SN7410; ConvF:(6.65,6.65,6.65); Calibrated: 2022-07-19
Sensor-Surface: 1.4mm (VMS + 6p)
Electronics: DAE4 Sn1583; Calibrated: 2022-07-18
Phantom: Twin-SAM V8.0; Serial: 1966
Measurement SW: DASY Module SAR V16.2.0.1425

3500 MHz System Verification at 20 dBm (100 mW)

Area Scan (40.0 x 80.0): Measurement grid: dx=10.0 mm, dy=10.0 mm
Zoom Scan (28.0 x 28.0 x 28.0): Measurement grid: dx=5.0 mm, dy=5.0 mm, dz=1.4 mm; Graded Ratio: 1.5
Peak SAR (extrapolated) = 15.6 W/kg
SAR(1 g) = 6.16 W/kg; SAR(10 g) = 2.34 W/kg
Deviation (1 g) = -2.22%; Deviation (10 g) = 0.43%

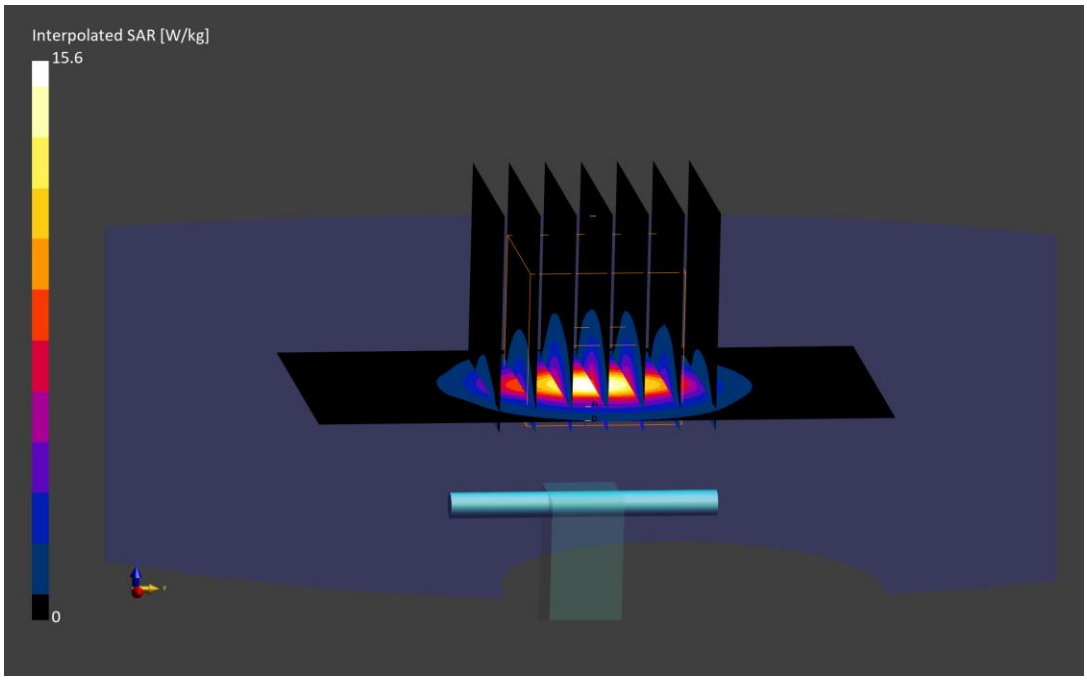

ELEMENT

DUT: Dipole 3500.0 MHz; Type: D3500V2 - SN1126

Communication System: UID: 0, CW; Frequency: 3500.0 MHz
Medium: 3600 Body; Medium parameters used:
f = 3500.0 MHz; cond = 3.16 S/m; perm = 49.1; density = 1000 kg/m3
Phantom Section: Flat; Space: 10 mm

Test Date: 11/07/2022; Ambient Temp: 21.8°C; Tissue Temp: 19.5°C

Probe: EX3DV4 - SN7427; ConvF:(5.87,5.87,5.87); Calibrated: 2022-02-22
Sensor-Surface: 1.4mm (VMS + 6p)
Electronics: DAE4 Sn1403; Calibrated: 2022-02-22
Phantom: Twin-SAM V8.0; Serial: 1944
Measurement SW: DASY Module SAR V16.2.0.1425

3500 MHz System Verification at 20 dBm (100 mW)

Area Scan (40.0 x 80.0): Measurement grid: dx=10.0 mm, dy=10.0 mm
Zoom Scan (28.0 x 28.0 x 28.0): Measurement grid: dx=5.0 mm, dy=5.0 mm, dz=1.4 mm; Graded Ratio: 1.5
Peak SAR (extrapolated) = 16.2 W/kg
SAR(1 g) = 6.59 W/kg; SAR(10 g) = 2.51 W/kg
Deviation (1 g) = 3.62%; Deviation (10 g) = 6.36%

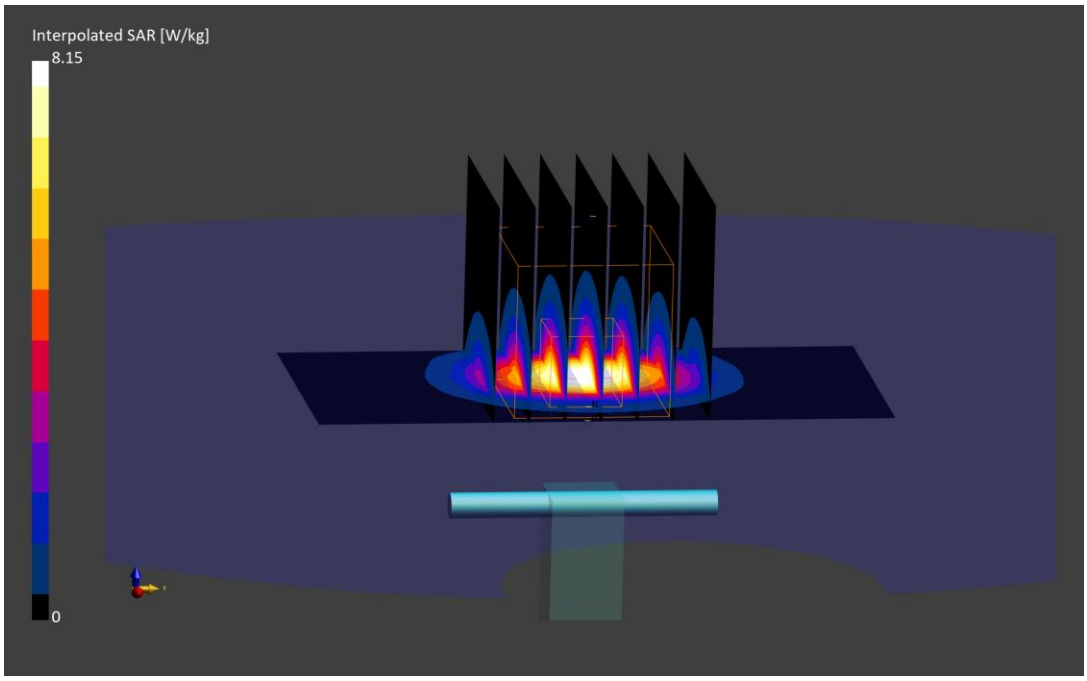

ELEMENT

DUT: Dipole 3700.0 MHz; Type: D3700V2 - SN1097

Communication System: UID: 0, CW; Frequency: 3700.0 MHz
Medium: 3600 Body; Medium parameters used:
f = 3700.0 MHz; cond = 3.46 S/m; perm = 50.5; density = 1000 kg/m3
Phantom Section: Flat; Space: 10 mm

Test Date: 10/24/2022; Ambient Temp: 22.7°C; Tissue Temp: 20.7°C

Probe: EX3DV4 - SN3837; ConvF:(5.84,5.84,5.84); Calibrated: 2022-01-19
Sensor-Surface: 1.4mm (VMS + 6p)
Electronics: DAE4 Sn793; Calibrated: 2022-01-13
Phantom: Twin-SAM V8.0; Serial: 2034
Measurement SW: DASY Module SAR V16.2.0.1425

3700 MHz System Verification at 20 dBm (100 mW)

Area Scan (40.0 x 80.0): Measurement grid: dx=10.0 mm, dy=10.0 mm
Zoom Scan (28.0 x 28.0 x 28.0): Measurement grid: dx=5.0 mm, dy=5.0 mm, dz=1.4 mm; Graded Ratio: 1.5
Peak SAR (extrapolated) = 16.4 W/kg
SAR(1 g) = 6.34 W/kg; SAR(10 g) = 2.35 W/kg
Deviation (1 g) = 1.77%; Deviation (10 g) = 5.86%;

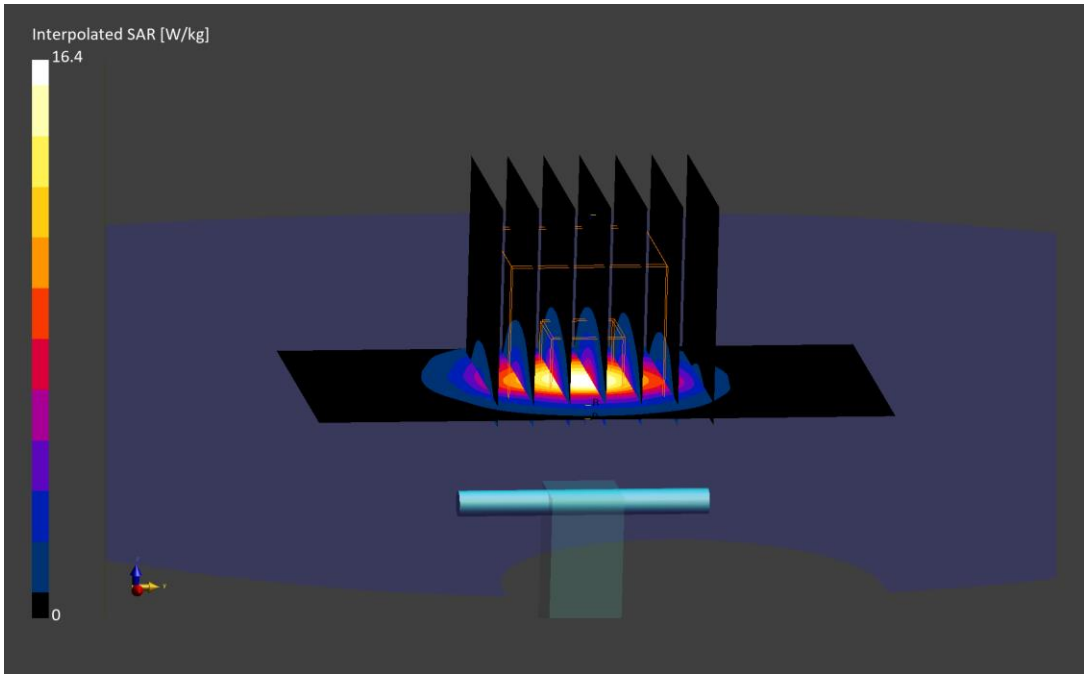

ELEMENT

DUT: Dipole 3700.0 MHz; Type: D3700V2 - SN1067

Communication System: UID: 0, CW; Frequency: 3700.0 MHz
Medium: 3600 Body; Medium parameters used:
f = 3700.0 MHz; cond = 3.44 S/m; perm = 50.8; density = 1000 kg/m3
Phantom Section: Flat; Space: 10 mm

Test Date: 10/31/2022; Ambient Temp: 23.0°C; Tissue Temp: 20.7°C

Probe: EX3DV4 - SN7410; ConvF:(6.45,6.45,6.45); Calibrated: 2022-07-19
Sensor-Surface: 1.4mm (VMS + 6p)
Electronics: DAE4 Sn1583; Calibrated: 2022-07-18
Phantom: Twin-SAM V8.0; Serial: 1966
Measurement SW: DASY Module SAR V16.2.0.1425

3700 MHz System Verification at 20 dBm (100 mW)

Area Scan (40.0 x 80.0): Measurement grid: dx=10.0 mm, dy=10.0 mm
Zoom Scan (28.0 x 28.0 x 28.0): Measurement grid: dx=5.0 mm, dy=5.0 mm, dz=1.4 mm; Graded Ratio: 1.5
Peak SAR (extrapolated) = 17.4 W/kg
SAR(1 g) = 6.58 W/kg; SAR(10 g) = 2.41 W/kg
Deviation (1 g) = 0.92%; Deviation (10 g) = 3.43%

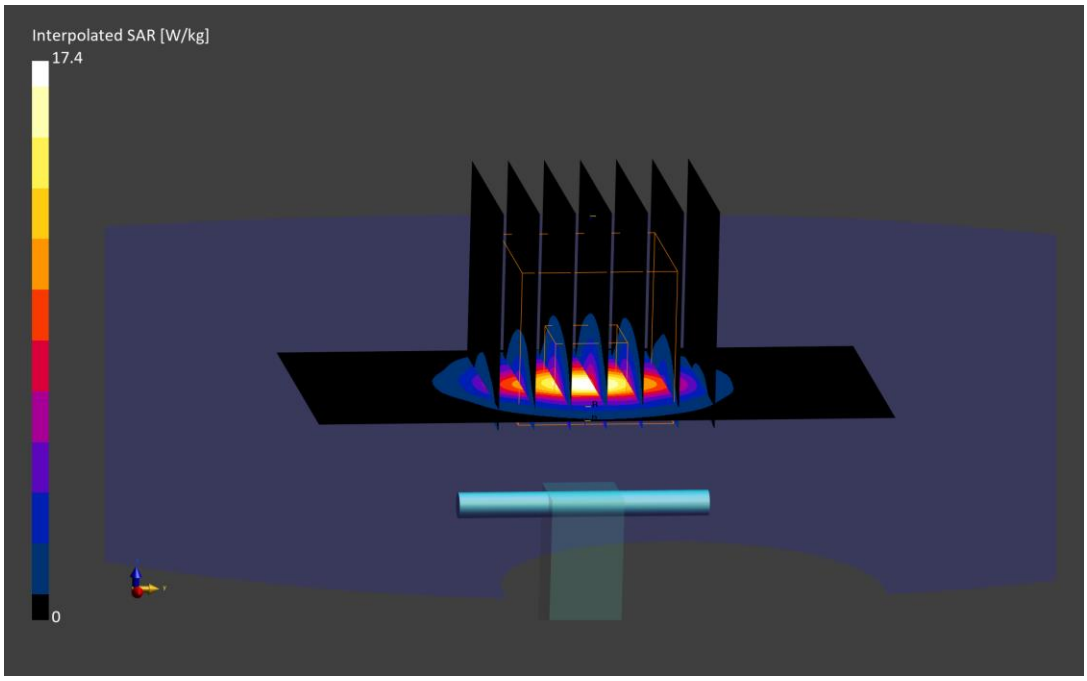

ELEMENT

DUT: Dipole 3700.0 MHz; Type: D3700V2 - SN1097

Communication System: UID: 0, CW; Frequency: 3700.0 MHz
Medium: 3600 Body; Medium parameters used:
f = 3700.0 MHz; cond = 3.39 S/m; perm = 49.4; density = 1000 kg/m3
Phantom Section: Flat; Space: 10 mm

Test Date: 11/03/2022; Ambient Temp: 21.8°C; Tissue Temp: 19.3°C

Probe: EX3DV4 - SN7427; ConvF:(5.83,5.83,5.83); Calibrated: 2022-02-22
Sensor-Surface: 1.4mm (VMS + 6p)
Electronics: DAE4 Sn1403; Calibrated: 2022-02-22
Phantom: Twin-SAM V8.0; Serial: 1944
Measurement SW: DASY Module SAR V16.2.0.1425

3700 MHz System Verification at 20 dBm (100 mW)

Area Scan (40.0 x 80.0): Measurement grid: dx=10.0 mm, dy=10.0 mm
Zoom Scan (28.0 x 28.0 x 28.0): Measurement grid: dx=5.0 mm, dy=5.0 mm, dz=1.4 mm; Graded Ratio: 1.5
Peak SAR (extrapolated) = 17.0 W/kg
SAR(1 g) = 6.51 W/kg; SAR(10 g) = 2.39 W/kg
Deviation (1 g) = 4.49%; Deviation (10 g) = 7.66%

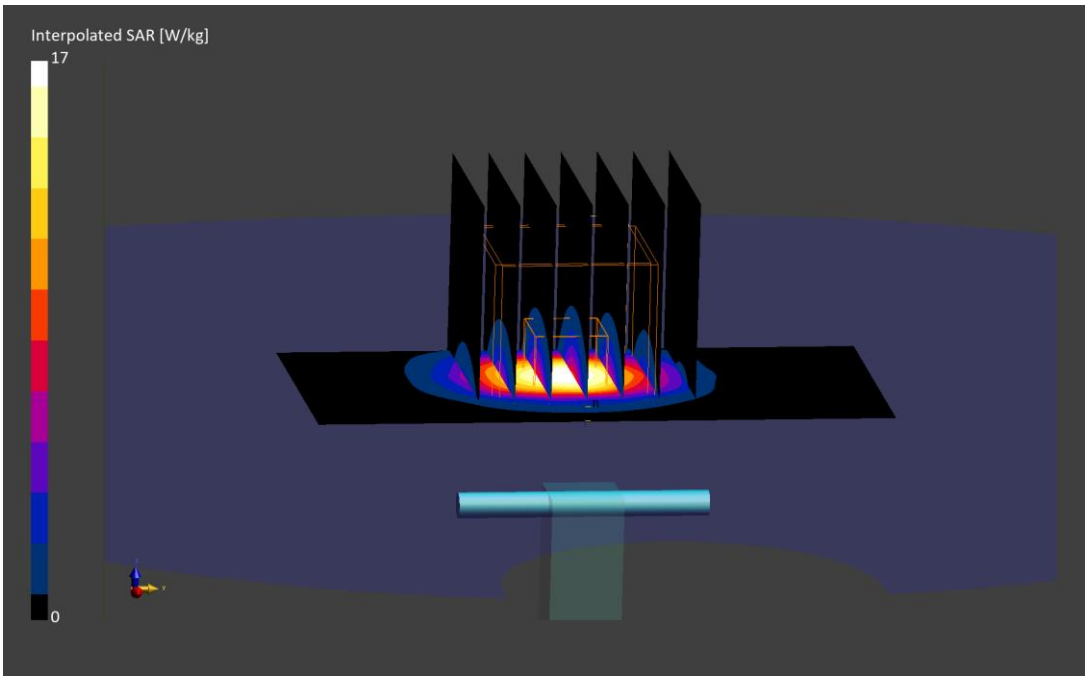

ELEMENT

DUT: Dipole 3900.0 MHz; Type: D3900V2 - SN1062

Communication System: UID: 0, CW; Frequency: 3900.0 MHz
Medium: 3600 Body; Medium parameters used:
f = 3900.0 MHz; cond = 3.71 S/m; perm = 50.1; density = 1000 kg/m3
Phantom Section: Flat; Space: 10 mm

Test Date: 10/24/2022; Ambient Temp: 22.7°C; Tissue Temp: 20.7°C

Probe: EX3DV4 - SN3837; ConvF:(5.78,5.78,5.78); Calibrated: 2022-01-19
Sensor-Surface: 1.4mm (VMS + 6p)
Electronics: DAE4 Sn793; Calibrated: 2022-01-13
Phantom: Twin-SAM V8.0; Serial: 2034
Measurement SW: DASY Module SAR V16.2.0.1425

3900 MHz System Verification at 20 dBm (100 mW)

Area Scan (40.0 x 80.0): Measurement grid: dx=10.0 mm, dy=10.0 mm
Zoom Scan (28.0 x 28.0 x 28.0): Measurement grid: dx=5.0 mm, dy=5.0 mm, dz=1.4 mm; Graded Ratio: 1.5
Peak SAR (extrapolated) = 18.8 W/kg
SAR(1 g) = 6.84 W/kg; SAR(10 g) = 2.38 W/kg
Deviation (1 g) = 3.17%; Deviation (10 g) = 3.03%;

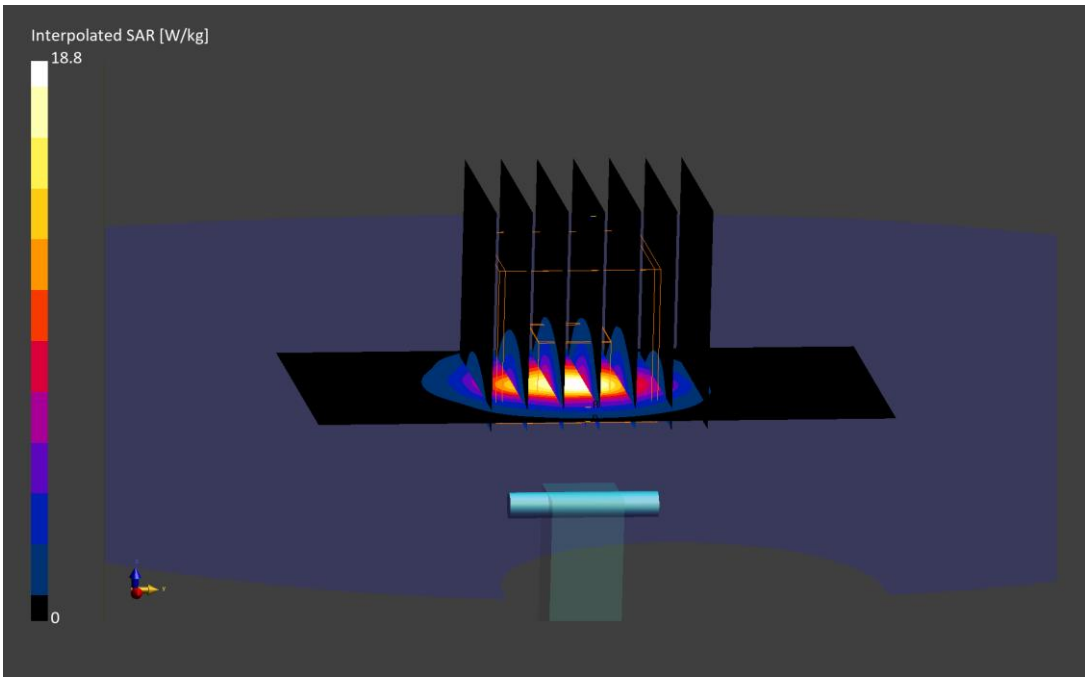

ELEMENT

DUT: Dipole 3900.0 MHz; Type: D3900V2 - SN1062

Communication System: UID: 0, CW; Frequency: 3900.0 MHz
Medium: 3600 Body; Medium parameters used:
f = 3900.0 MHz; cond = 3.65 S/m; perm = 49.1; density = 1000 kg/m3
Phantom Section: Flat; Space: 10 mm

Test Date: 11/03/2022; Ambient Temp: 21.8°C; Tissue Temp: 19.3°C

Probe: EX3DV4 - SN7427; ConvF:(5.61,5.61,5.61); Calibrated: 2022-02-22
Sensor-Surface: 1.4mm (VMS + 6p)
Electronics: DAE4 Sn1403; Calibrated: 2022-02-22
Phantom: Twin-SAM V8.0; Serial: 1944
Measurement SW: DASY Module SAR V16.2.0.1425

3900 MHz System Verification at 20 dBm (100 mW)

Area Scan (40.0 x 80.0): Measurement grid: dx=10.0 mm, dy=10.0 mm
Zoom Scan (28.0 x 28.0 x 28.0): Measurement grid: dx=5.0 mm, dy=5.0 mm, dz=1.4 mm; Graded Ratio: 1.5
Peak SAR (extrapolated) = 17.9 W/kg
SAR(1 g) = 6.64 W/kg; SAR(10 g) = 2.33 W/kg
Deviation (1 g) = 0.15%; Deviation (10 g) = 0.87%

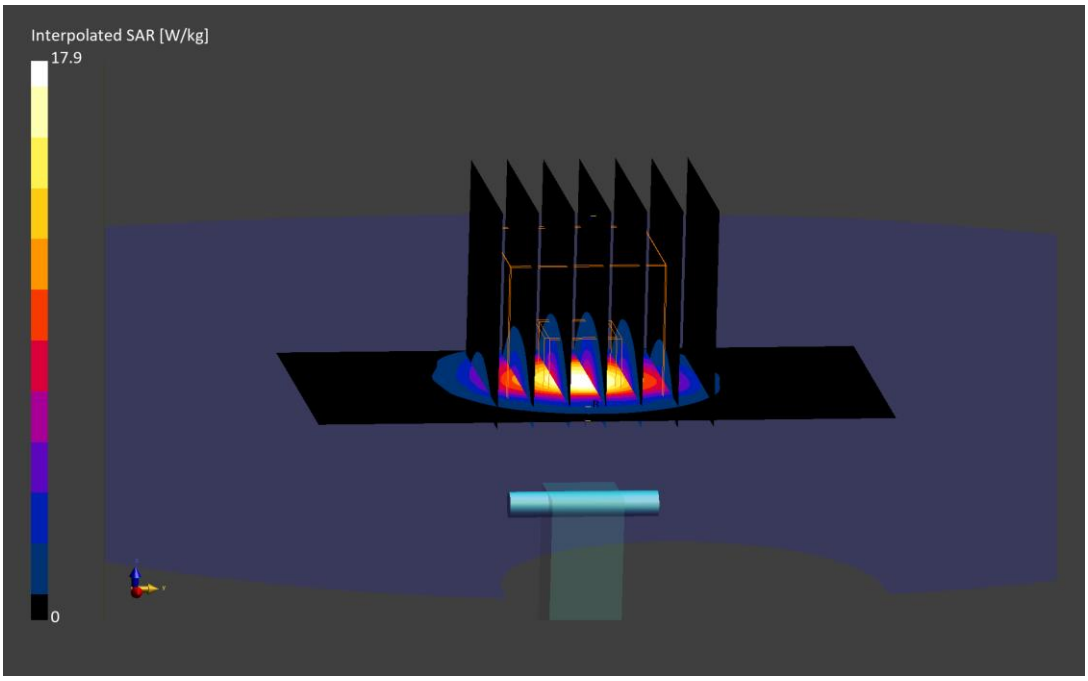

ELEMENT

DUT: Dipole 5250.0 MHz; Type: D5GHzV2 - SN1057

Communication System: UID: 0, CW; Frequency: 5250.0 MHz
Medium: 5200-5800 Body; Medium parameters used:
f = 5250.0 MHz; cond = 5.25 S/m; perm = 47.3; density = 1000 kg/m3
Phantom Section: Flat; Space: 10 mm

Test Date: 10/20/2022; Ambient Temp: 22.2°C; Tissue Temp: 21.7°C

Probe: EX3DV4 - SN7659; ConvF:(5.21,5.21,5.21); Calibrated: 2022-04-20
Sensor-Surface: 1.4mm (VMS + 6p)
Electronics: DAE4 Sn1407; Calibrated: 2022-04-13
Phantom: Twin-SAM V5.0; Serial: 1873
Measurement SW: DASY Module SAR V16.2.0.1425

5250 MHz System Verification at 17 dBm (50 mW)

Area Scan (40.0 x 80.0): Measurement grid: dx=10.0 mm, dy=10.0 mm
Zoom Scan (22.0 x 22.0 x 22.0): Measurement grid: dx=4.0 mm, dy=4.0 mm, dz=1.4 mm; Graded Ratio: 1.4
Peak SAR (extrapolated) = 13.0 W/kg
SAR(1 g) = 3.54 W/kg; SAR(10 g) = 1.01 W/kg
Deviation (1 g) = -4.58%; Deviation (10 g) = -1.94%



ELEMENT

DUT: Dipole 5600.0 MHz; Type: D5GHzV2 - SN1057

Communication System: UID: 0, CW; Frequency: 5600.0 MHz
Medium: 5200-5800 Body; Medium parameters used:
f = 5600.0 MHz; cond = 5.76 S/m; perm = 46.7; density = 1000 kg/m3
Phantom Section: Flat; Space: 10 mm

Test Date: 10/20/2022; Ambient Temp: 22.2°C; Tissue Temp: 21.7°C

Probe: EX3DV4 - SN7659; ConvF:(4.6,4.6,4.6); Calibrated: 2022-04-20
Sensor-Surface: 1.4mm (VMS + 6p)
Electronics: DAE4 Sn1407; Calibrated: 2022-04-13
Phantom: Twin-SAM V5.0; Serial: 1873
Measurement SW: DASY Module SAR V16.2.0.1425

5600 MHz System Verification at 17 dBm (50 mW)

Area Scan (40.0 x 80.0): Measurement grid: dx=10.0 mm, dy=10.0 mm
Zoom Scan (22.0 x 22.0 x 22.0): Measurement grid: dx=4.0 mm, dy=4.0 mm, dz=1.4 mm; Graded Ratio: 1.4
Peak SAR (extrapolated) = 15.1 W/kg
SAR(1 g) = 3.79 W/kg; SAR(10 g) = 1.07 W/kg
Deviation (1 g) = -1.56%; Deviation (10 g) = 0.94%



ELEMENT

DUT: Dipole 5750.0 MHz; Type: D5GHzV2 - SN1057

Communication System: UID: 0, CW; Frequency: 5750.0 MHz
Medium: 5200-5800 Body; Medium parameters used:
f = 5750.0 MHz; cond = 5.96 S/m; perm = 46.4; density = 1000 kg/m3
Phantom Section: Flat; Space: 10 mm

Test Date: 10/20/2022; Ambient Temp: 22.2°C; Tissue Temp: 21.7°C

Probe: EX3DV4 - SN7659; ConvF:(4.67,4.67,4.67); Calibrated: 2022-04-20
Sensor-Surface: 1.4mm (VMS + 6p)
Electronics: DAE4 Sn1407; Calibrated: 2022-04-13
Phantom: Twin-SAM V5.0; Serial: 1873
Measurement SW: DASY Module SAR V16.2.0.1425

5750 MHz System Verification at 17 dBm (50 mW)

Area Scan (40.0 x 80.0): Measurement grid: dx=10.0 mm, dy=10.0 mm
Zoom Scan (22.0 x 22.0 x 22.0): Measurement grid: dx=4.0 mm, dy=4.0 mm, dz=1.4 mm; Graded Ratio: 1.4
Peak SAR (extrapolated) = 14.3 W/kg
SAR(1 g) = 3.46 W/kg; SAR(10 g) = 0.982 W/kg
Deviation (1 g) = -7.61%; Deviation (10 g) = -5.12%



ELEMENT

DUT: Dipole 5800.0 MHz; Type: D5GHzV2 - SN1057

Communication System: UID: 0, CW; Frequency: 5800.0 MHz
Medium: 5200-5800 Body; Medium parameters used:
f = 5800.0 MHz; cond = 6.03 S/m; perm = 46.3; density = 1000 kg/m3
Phantom Section: Flat; Space: 10 mm

Test Date: 10/20/2022; Ambient Temp: 22.2°C; Tissue Temp: 21.7°C

Probe: EX3DV4 - SN7659; ConvF:(4.67,4.67,4.67); Calibrated: 2022-04-20
Sensor-Surface: 1.4mm (VMS + 6p)
Electronics: DAE4 Sn1407; Calibrated: 2022-04-13
Phantom: Twin-SAM V5.0; Serial: 1873
Measurement SW: DASY Module SAR V16.2.0.1425

5800 MHz System Verification at 17 dBm (50 mW)

Area Scan (40.0 x 80.0): Measurement grid: dx=10.0 mm, dy=10.0 mm
Zoom Scan (22.0 x 22.0 x 22.0): Measurement grid: dx=4.0 mm, dy=4.0 mm, dz=1.4 mm; Graded Ratio: 1.4
Peak SAR (extrapolated) = 15.1 W/kg
SAR(1 g) = 3.60 W/kg; SAR(10 g) = 1.01 W/kg
Deviation (1 g) = -3.74%; Deviation (10 g) = -1.46%