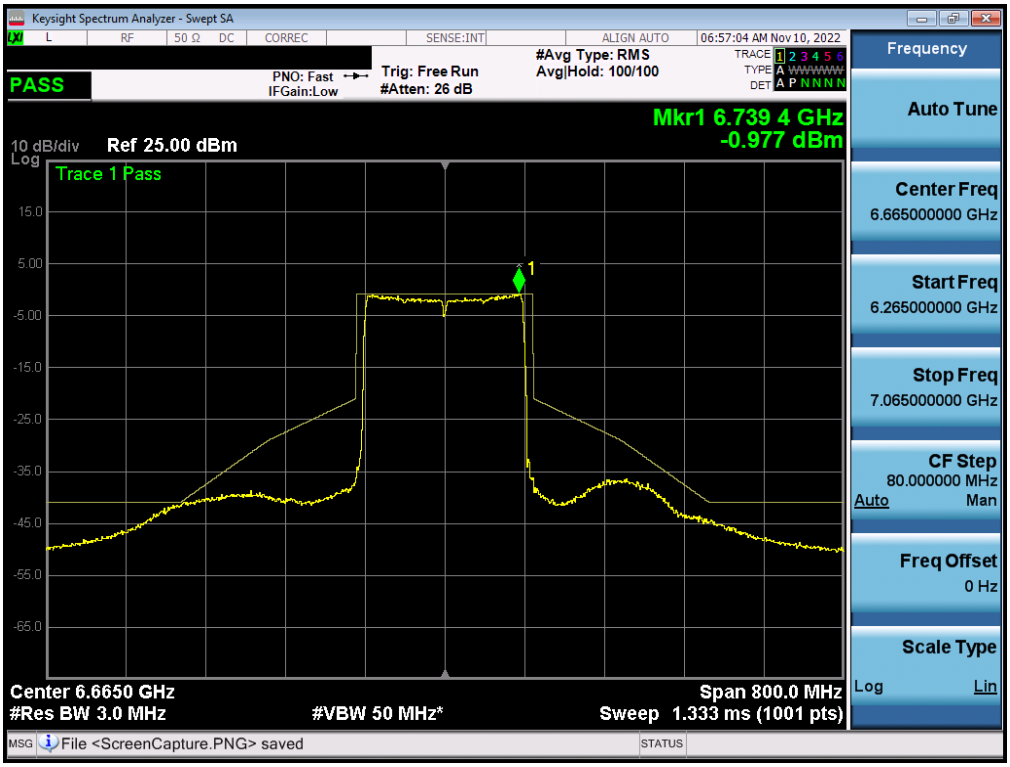


**Plot 7-247. In-Band Emission Plot Measurement MIMO ANT1 (160MHz 802.11ax (UNII Band 7) – Ch. 143)**

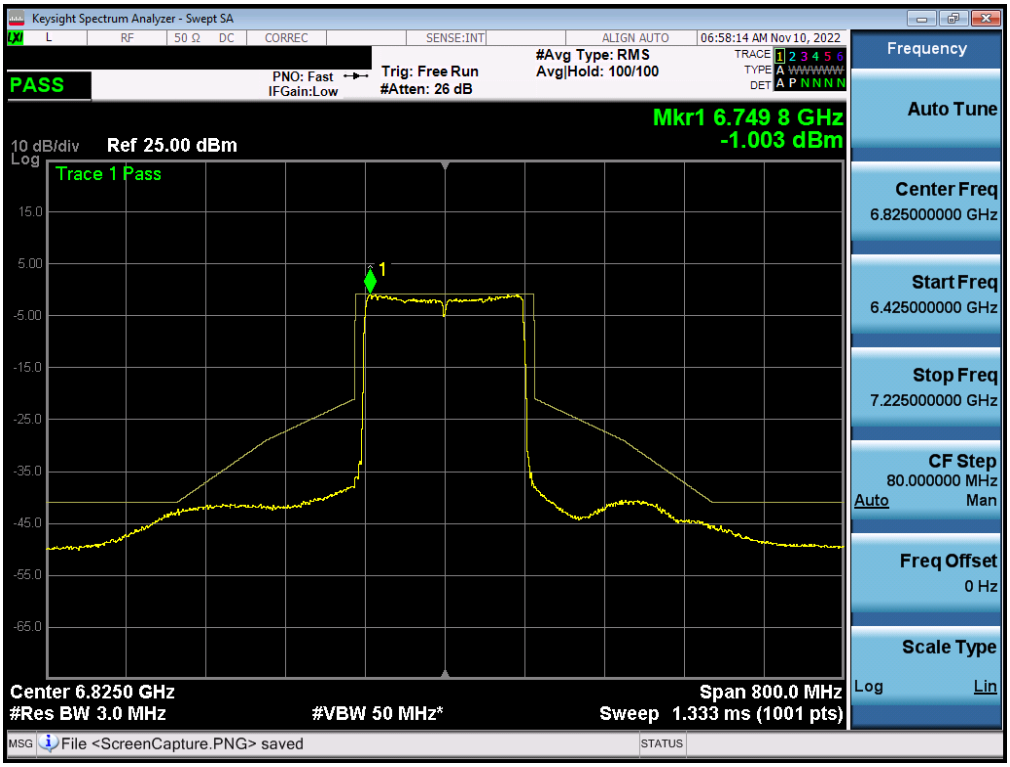


**Plot 7-248. In-Band Emission Plot Measurement MIMO ANT1 (160MHz 802.11ax (UNII Band 7) – Ch. 175)**



© 2022 ELEMENT
Unless otherwise specified, no part of this report may be reproduced or utilized in any part, form or by any means, electronic or mechanical, including photocopying and microfilm, without permission in writing from Element. If you have any questions about this or have an inquiry about obtaining additional rights to this report or assembly of contents thereof, please contact ct.info@element.com.

## MIMO Antenna-1 In-Band Emission Plot Measurement - (UNII Band 8)

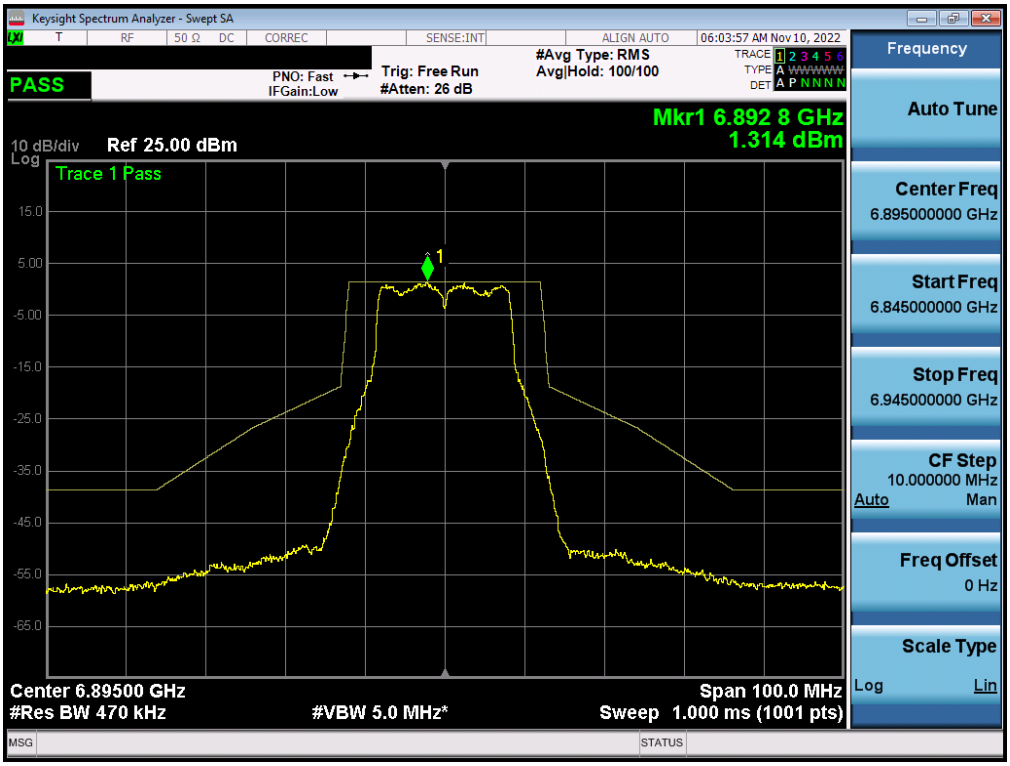


**Plot 7-249. In-Band Emission Plot Measurement MIMO ANT1 (20MHz 802.11a (UNII Band 8) – Ch. 189)**

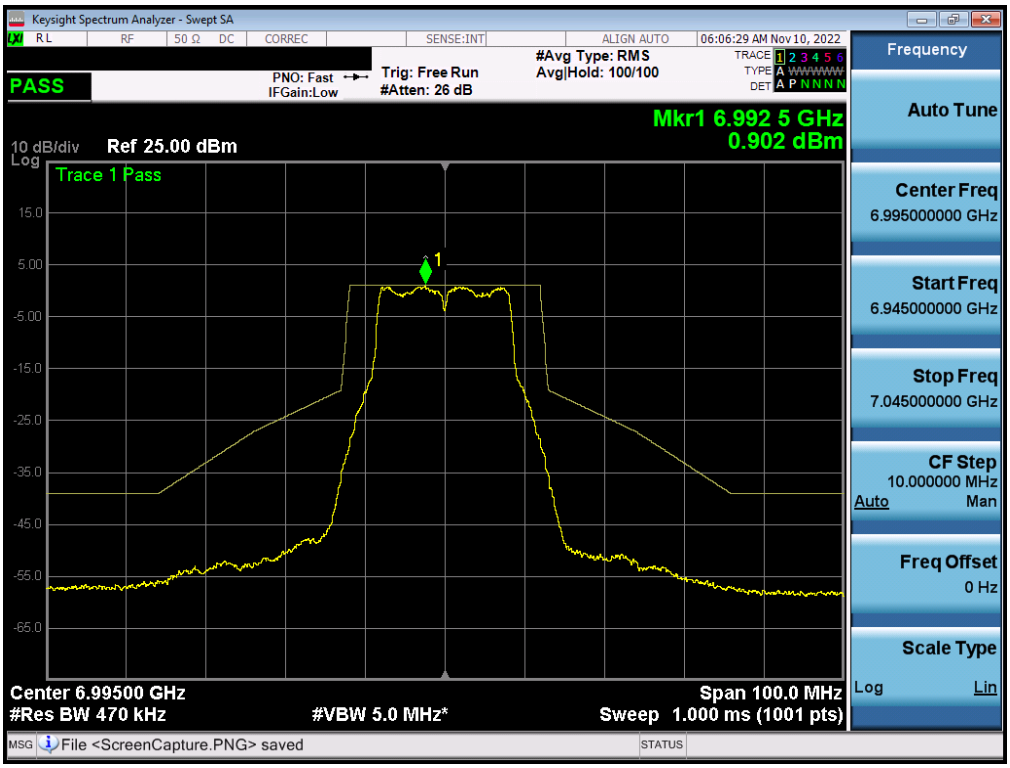


**Plot 7-250. In-Band Emission Plot Measurement MIMO ANT1 (20MHz 802.11a (UNII Band 8) – Ch. 209)**




© 2022 ELEMENT V 9.0 02/01/2019

Unless otherwise specified, no part of this report may be reproduced or utilized in any part, form or by any means, electronic or mechanical, including photocopying and microfilm, without permission in writing from Element. If you have any questions about this or have an inquiry about obtaining additional rights to this report or assembly of contents thereof, please contact ct.info@element.com.

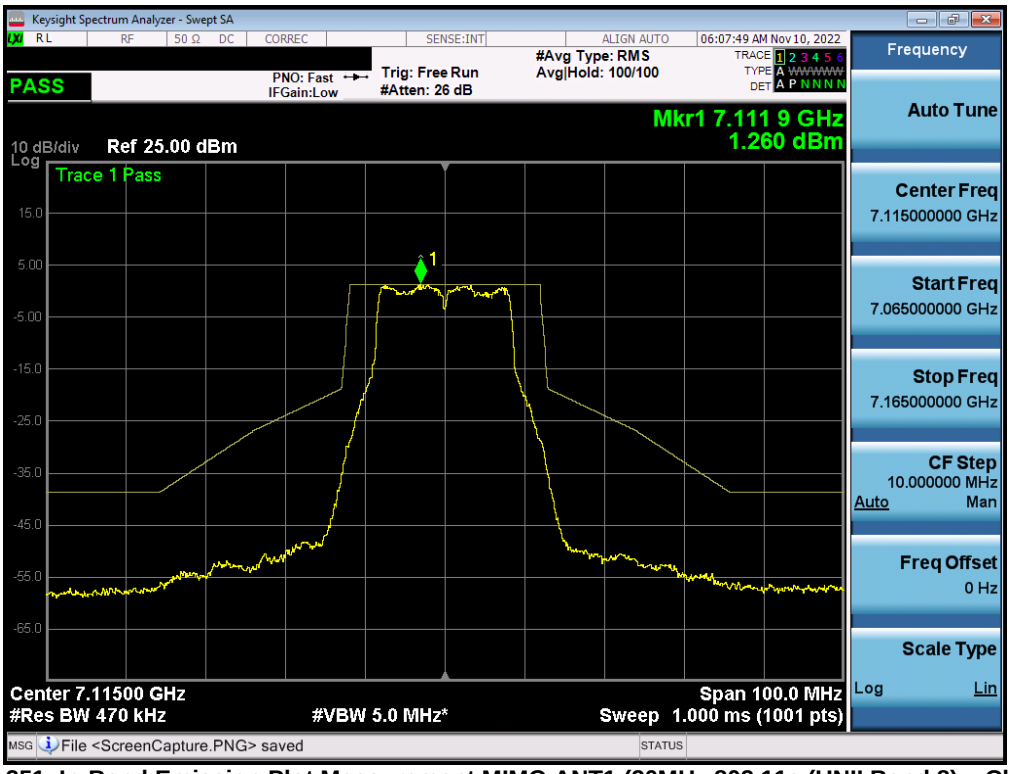


**Plot 7-251. In-Band Emission Plot Measurement MIMO ANT1 (20MHz 802.11a (UNII Band 8) – Ch. 233)**

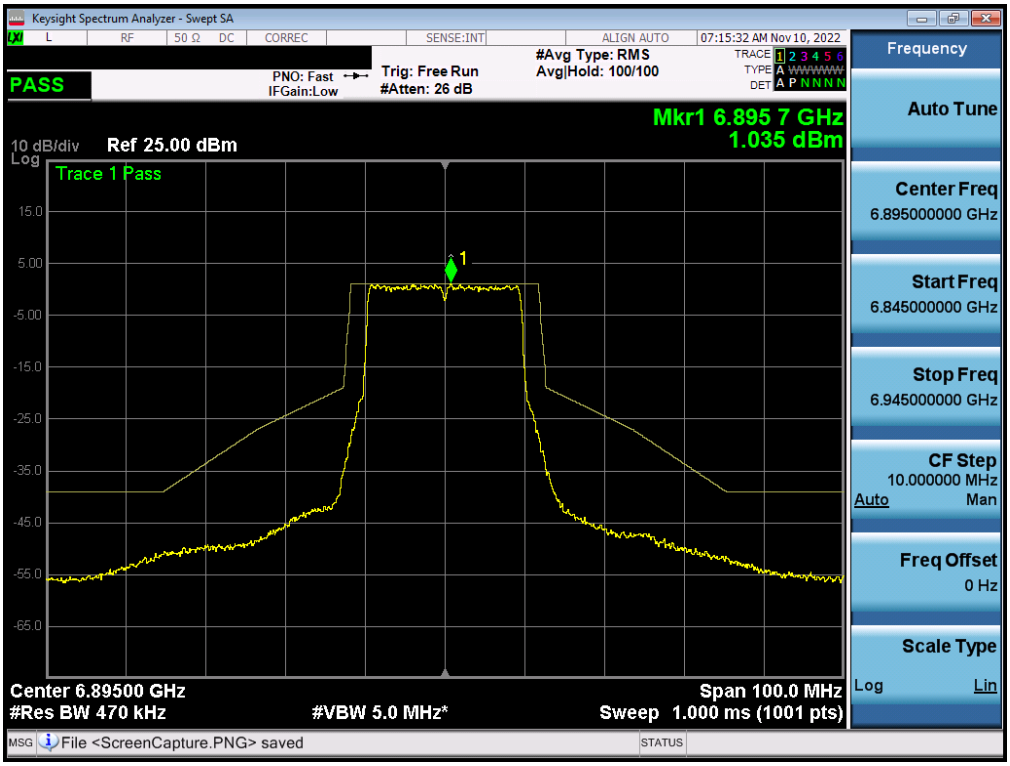


**Plot 7-252. In-Band Emission Plot Measurement MIMO ANT1 (20MHz 802.11ax (UNII Band 8) – Ch. 189)**




© 2022 ELEMENT V 9.0 02/01/2019

Unless otherwise specified, no part of this report may be reproduced or utilized in any part, form or by any means, electronic or mechanical, including photocopying and microfilm, without permission in writing from Element. If you have any questions about this or have an inquiry about obtaining additional rights to this report or assembly of contents thereof, please contact ct.info@element.com.

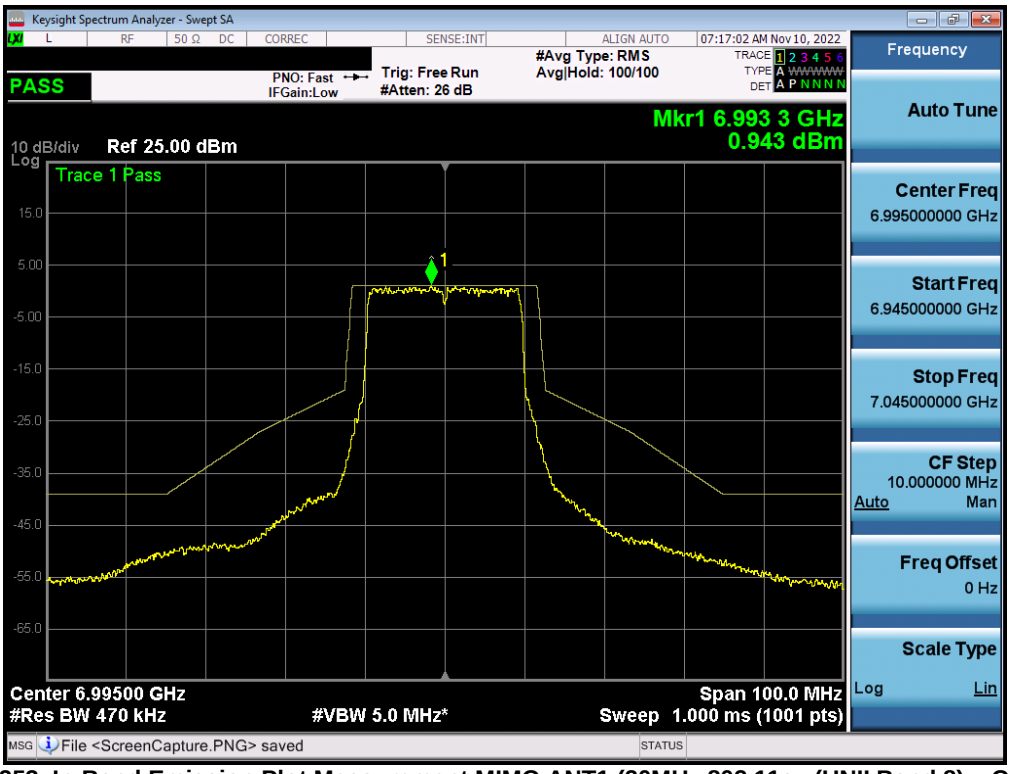


**Plot 7-253. In-Band Emission Plot Measurement MIMO ANT1 (20MHz 802.11ax (UNII Band 8) – Ch. 209)**

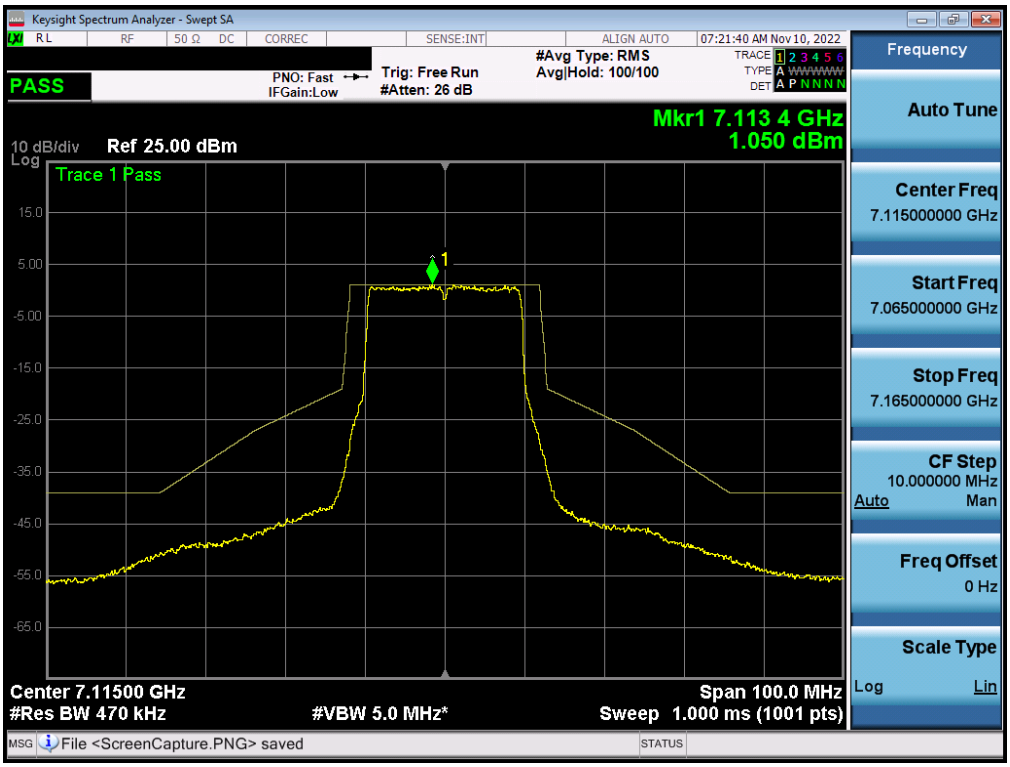


**Plot 7-254. In-Band Emission Plot Measurement MIMO ANT1 (20MHz 802.11ax (UNII Band 8) – Ch. 233)**



© 2022 ELEMENT V 9.0 02/01/2019
Unless otherwise specified, no part of this report may be reproduced or utilized in any part, form or by any means, electronic or mechanical, including photocopying and microfilm, without permission in writing from Element. If you have any questions about this or have an inquiry about obtaining additional rights to this report or assembly of contents thereof, please contact ct.info@element.com.

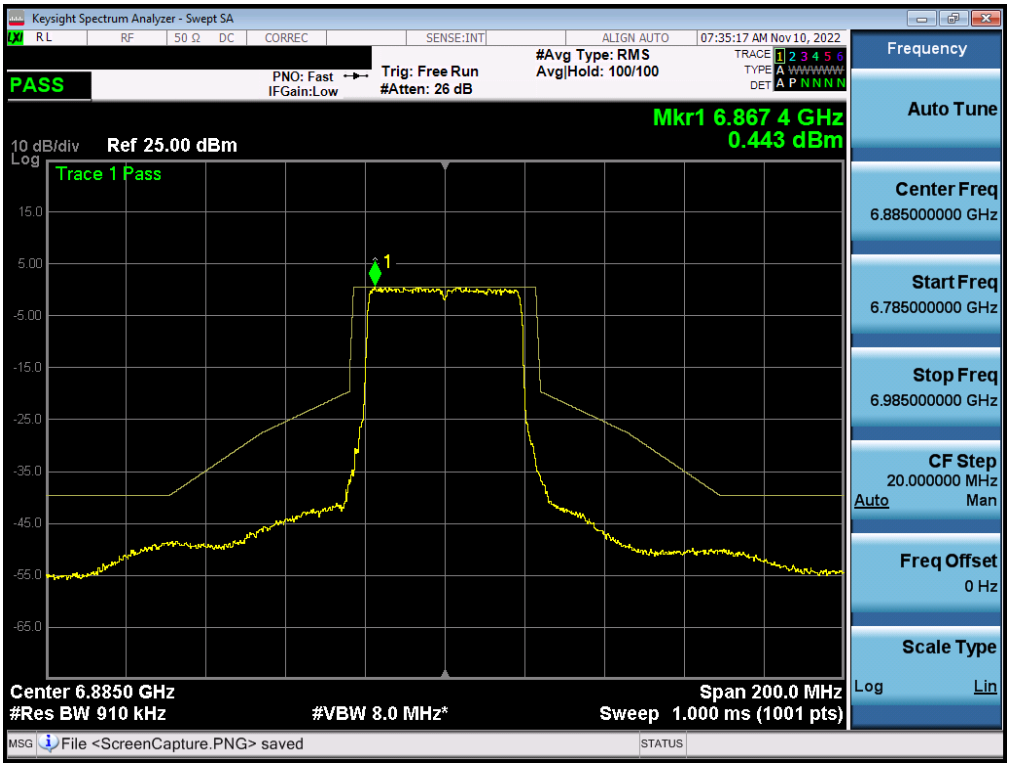


**Plot 7-255. In-Band Emission Plot Measurement MIMO ANT1 (40MHz 802.11ax (UNII Band 8) – Ch. 187)**

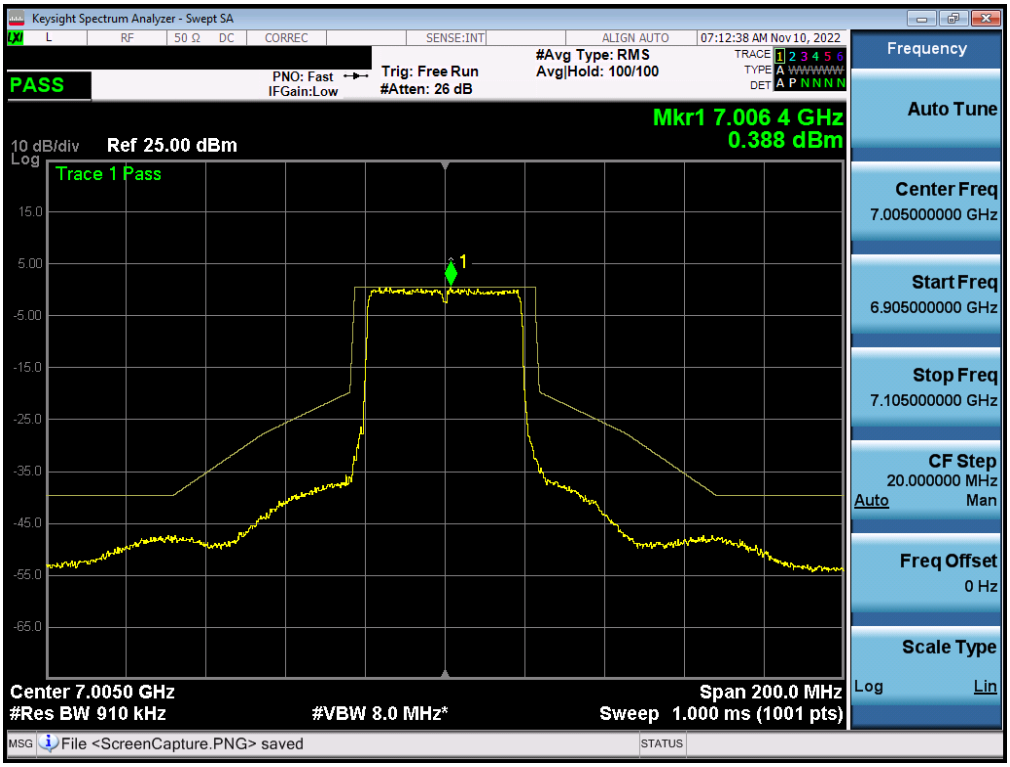


**Plot 7-256. In-Band Emission Plot Measurement MIMO ANT1 (40MHz 802.11ax (UNII Band 8) – Ch. 211)**




© 2022 ELEMENT V 9.0 02/01/2019

Unless otherwise specified, no part of this report may be reproduced or utilized in any part, form or by any means, electronic or mechanical, including photocopying and microfilm, without permission in writing from Element. If you have any questions about this or have an inquiry about obtaining additional rights to this report or assembly of contents thereof, please contact ct.info@element.com.

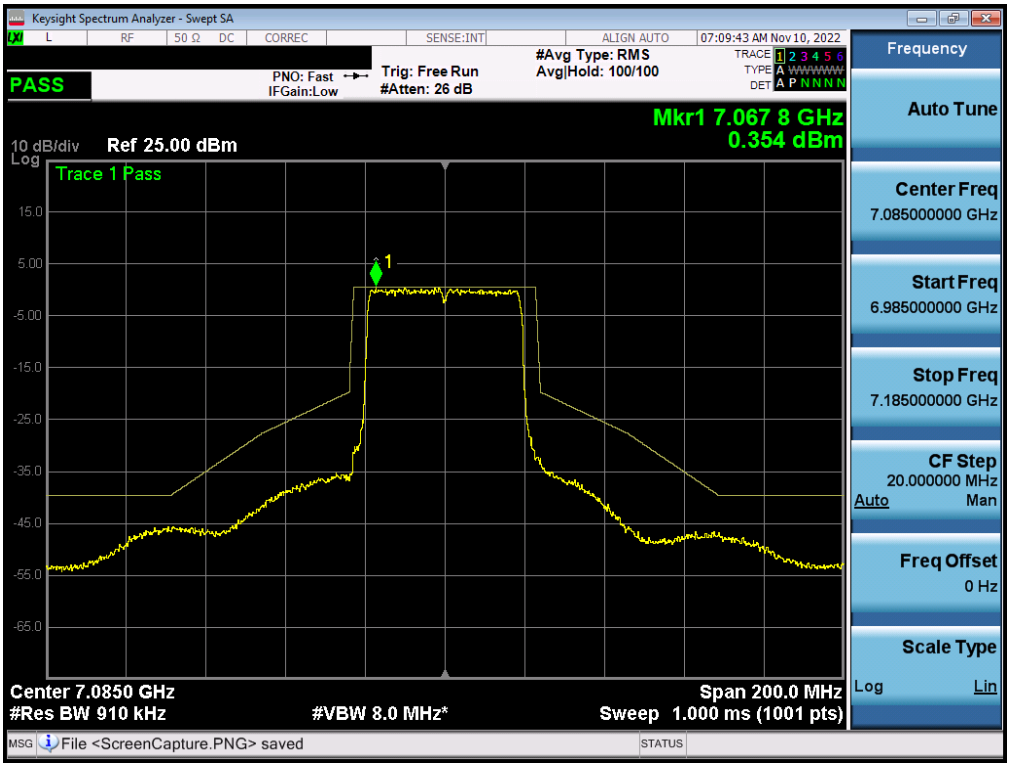


**Plot 7-257. In-Band Emission Plot Measurement MIMO ANT1 (40MHz 802.11ax (UNII Band 8) – Ch. 227)**

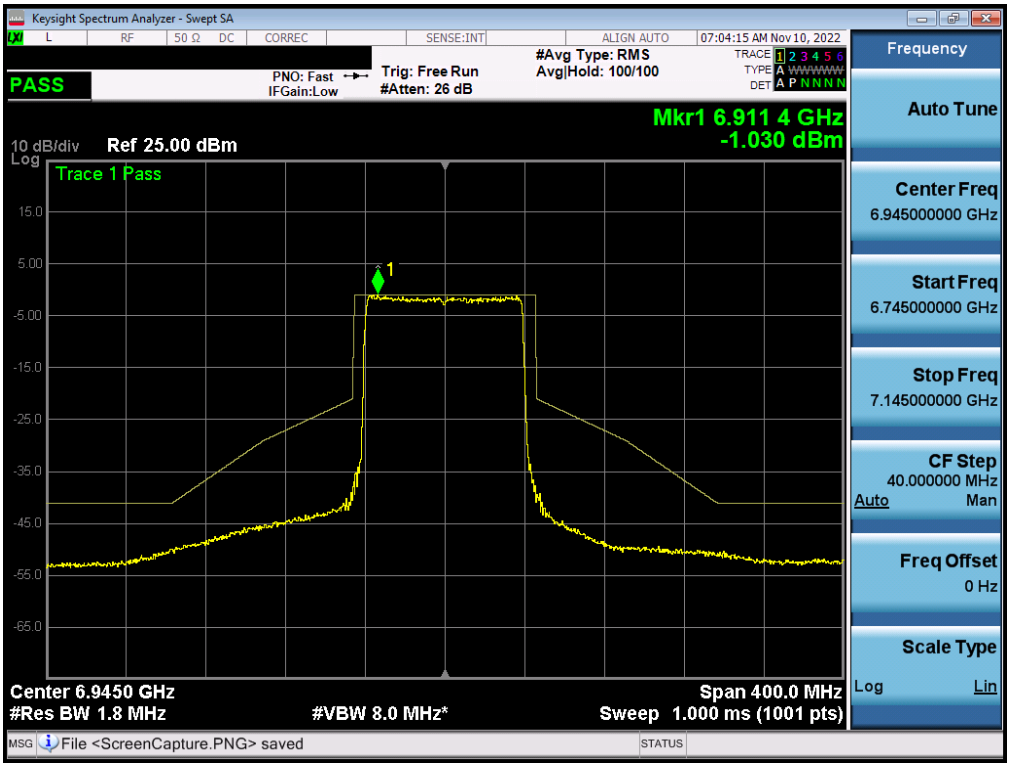


**Plot 7-258. In-Band Emission Plot Measurement MIMO ANT1 (80MHz 802.11ax (UNII Band 8) – Ch. 199)**



© 2022 ELEMENT
Unless otherwise specified, no part of this report may be reproduced or utilized in any part, form or by any means, electronic or mechanical, including photocopying and microfilm, without permission in writing from Element. If you have any questions about this or have an inquiry about obtaining additional rights to this report or assembly of contents thereof, please contact ct.info@element.com.

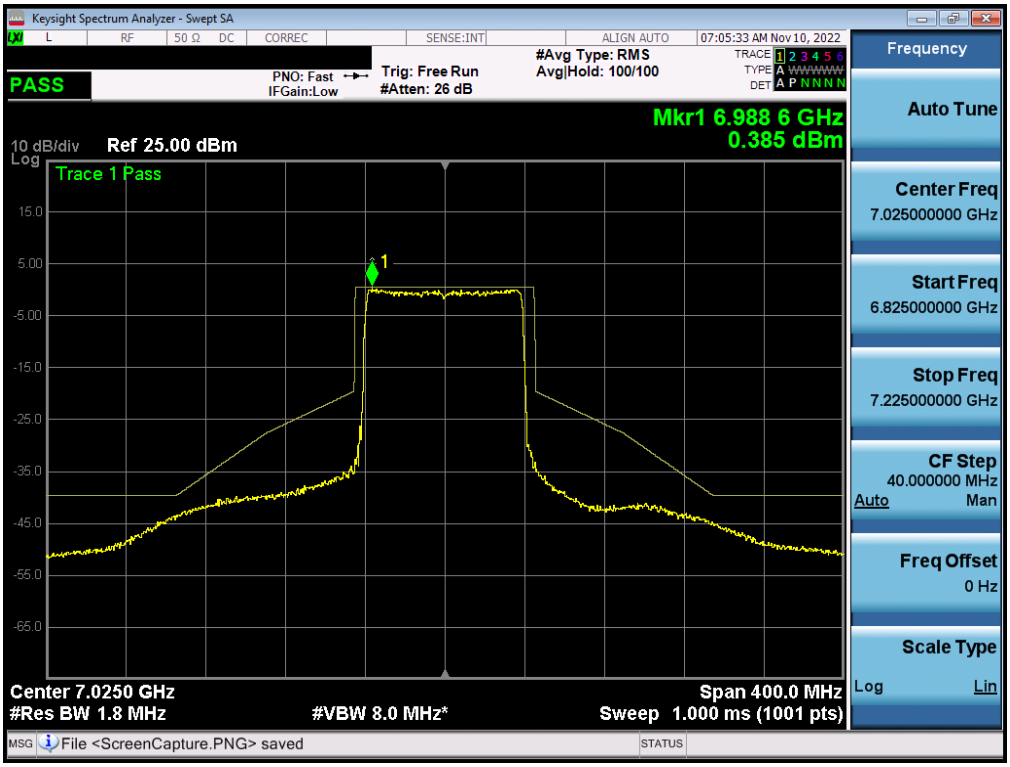


**Plot 7-259. In-Band Emission Plot Measurement MIMO ANT1 (80MHz 802.11ax (UNII Band 8) – Ch. 215)**

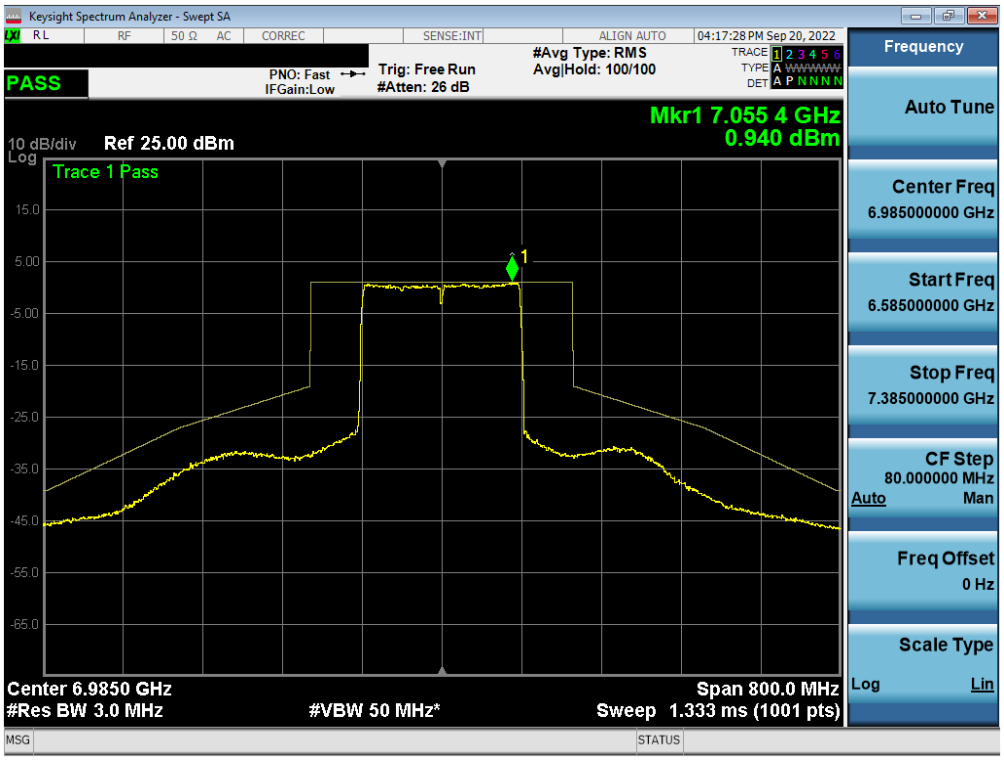


**Plot 7-260. In-Band Emission Plot Measurement MIMO ANT1 (160MHz 802.11ax (UNII Band 8) – Ch. 207)**



© 2022 ELEMENT
Unless otherwise specified, no part of this report may be reproduced or utilized in any part, form or by any means, electronic or mechanical, including photocopying and microfilm, without permission in writing from Element. If you have any questions about this or have an inquiry about obtaining additional rights to this report or assembly of contents thereof, please contact ct.info@element.com.

## MIMO Antenna-2 In-Band Emission Plot Measurement - (UNII Band 5)

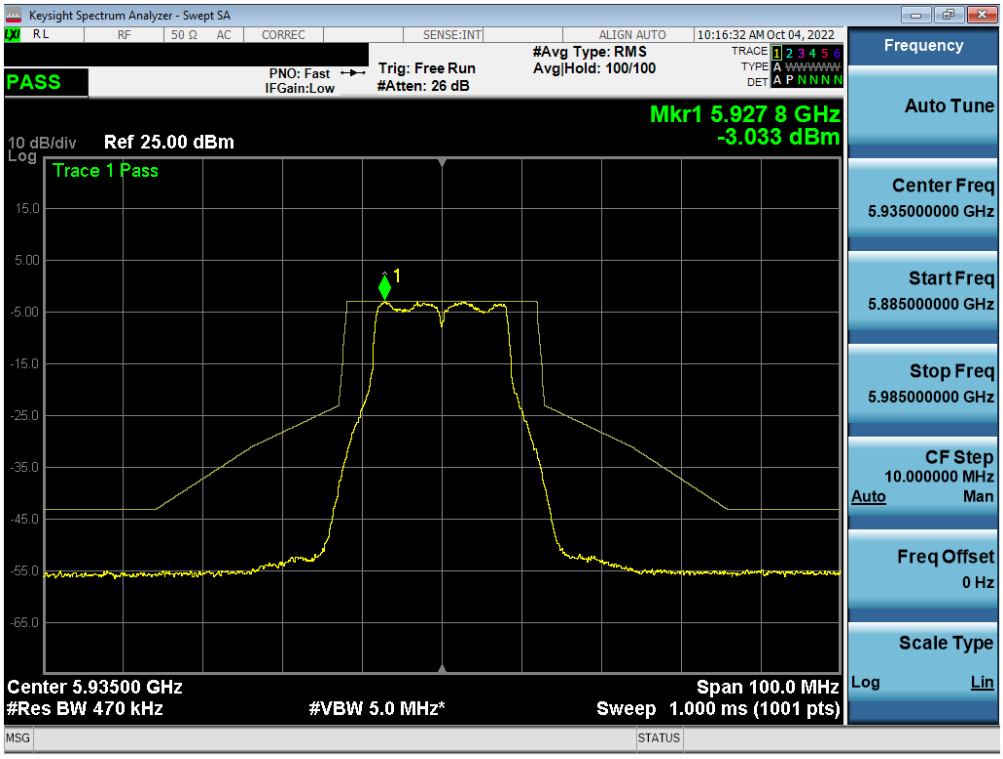


**Plot 7-261. In-Band Emission Plot Measurement MIMO ANT2 (20MHz 802.11a (UNII Band 5) – Ch. 2)**

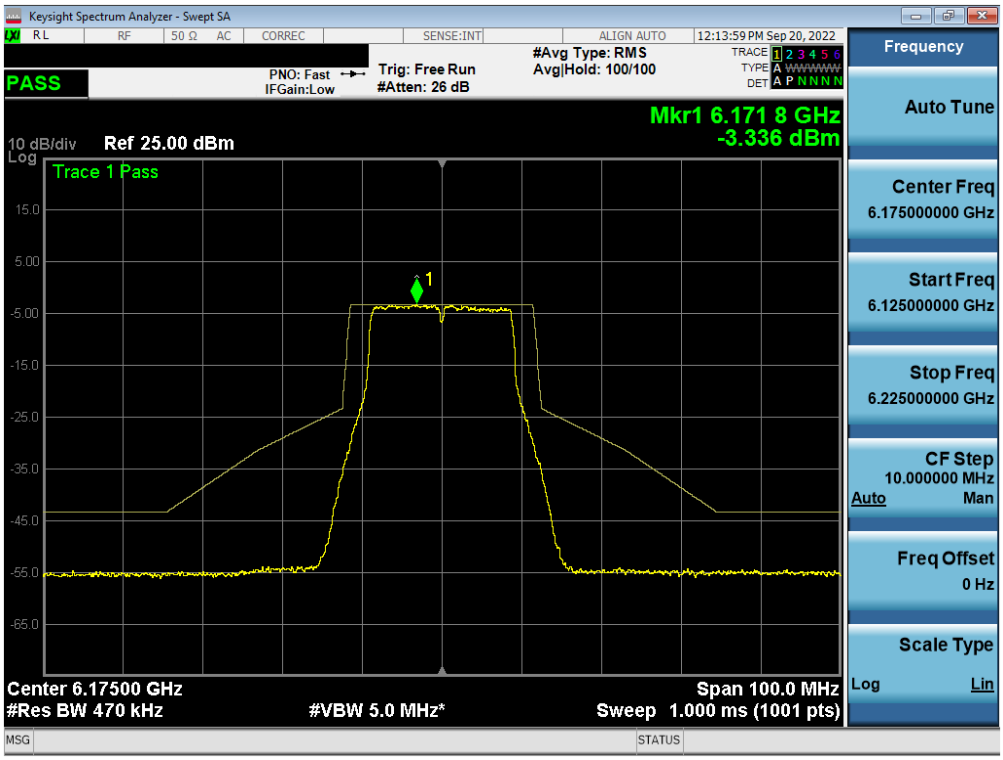


**Plot 7-262. In-Band Emission Plot Measurement MIMO ANT2 (20MHz 802.11a (UNII Band 5) – Ch. 45)**




© 2022 ELEMENT V 9.0 02/01/2019

Unless otherwise specified, no part of this report may be reproduced or utilized in any part, form or by any means, electronic or mechanical, including photocopying and microfilm, without permission in writing from Element. If you have any questions about this or have an inquiry about obtaining additional rights to this report or assembly of contents thereof, please contact ct.info@element.com.

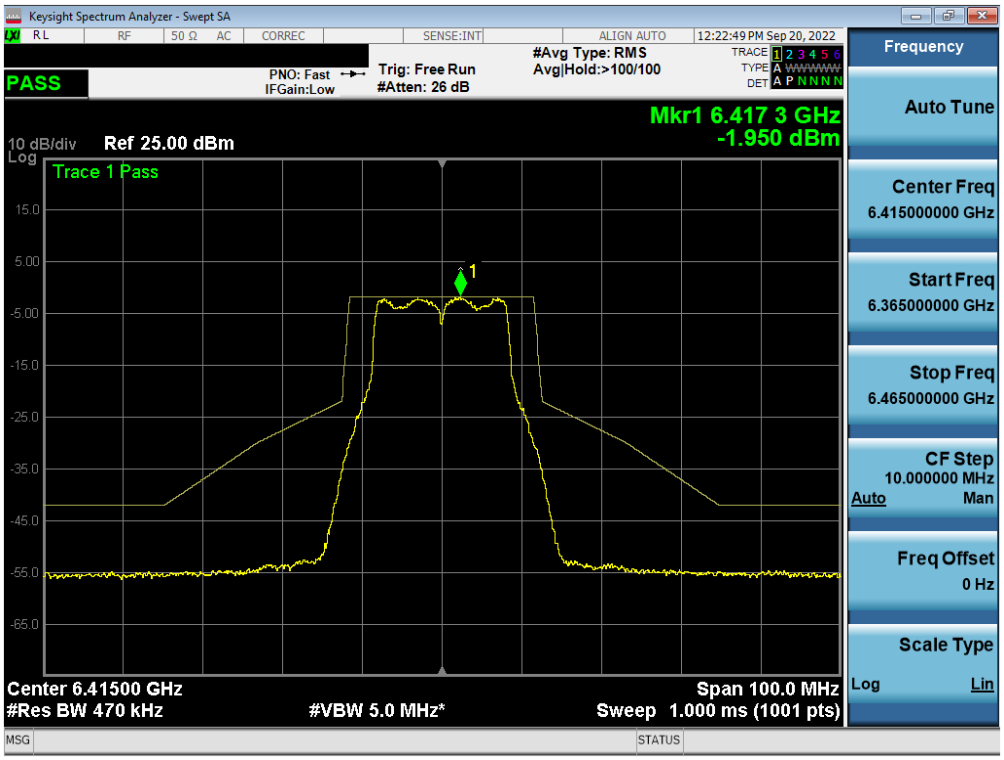


**Plot 7-263. In-Band Emission Plot Measurement MIMO ANT2 (20MHz 802.11a (UNII Band 5) – Ch. 93)**

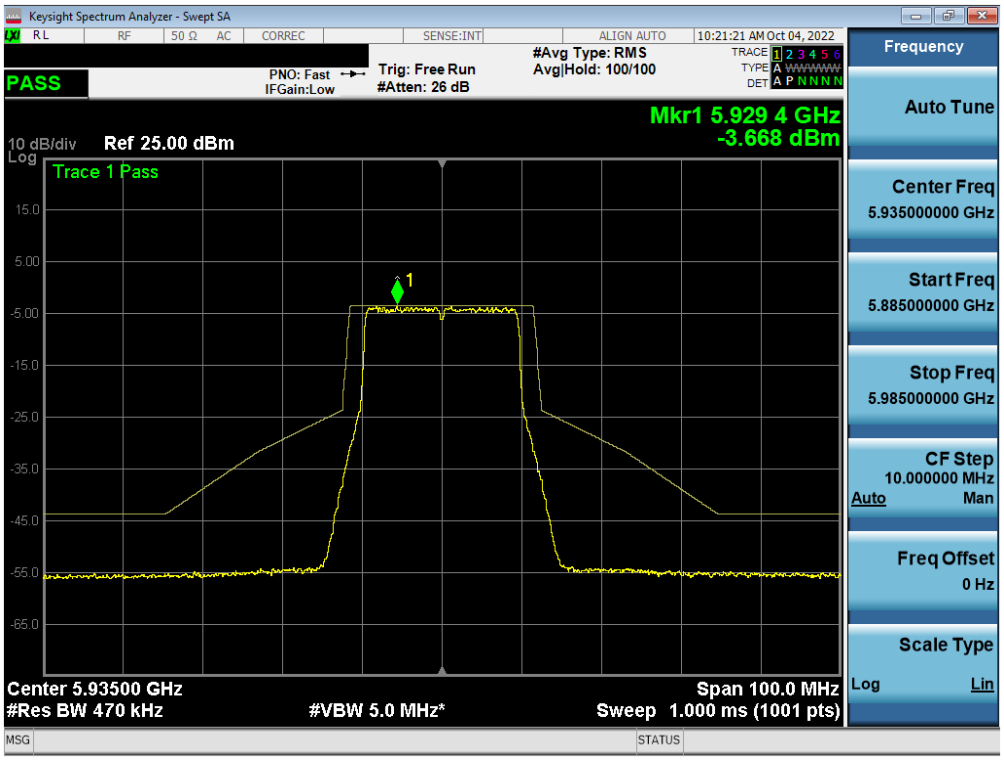


**Plot 7-264. In-Band Emission Plot Measurement MIMO ANT2 (20MHz 802.11ax (UNII Band 5) – Ch. 2)**




© 2022 ELEMENT V 9.0 02/01/2019

Unless otherwise specified, no part of this report may be reproduced or utilized in any part, form or by any means, electronic or mechanical, including photocopying and microfilm, without permission in writing from Element. If you have any questions about this or have an inquiry about obtaining additional rights to this report or assembly of contents thereof, please contact ct.info@element.com.

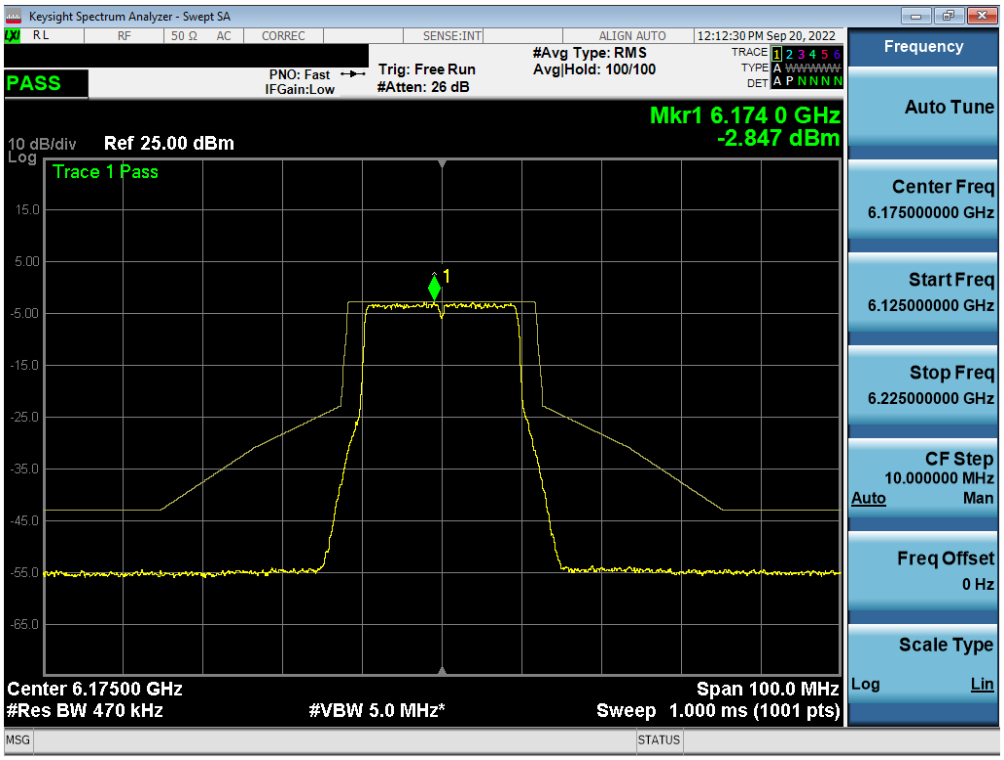


**Plot 7-265. In-Band Emission Plot Measurement MIMO ANT2 (20MHz 802.11ax (UNII Band 5) – Ch. 45)**

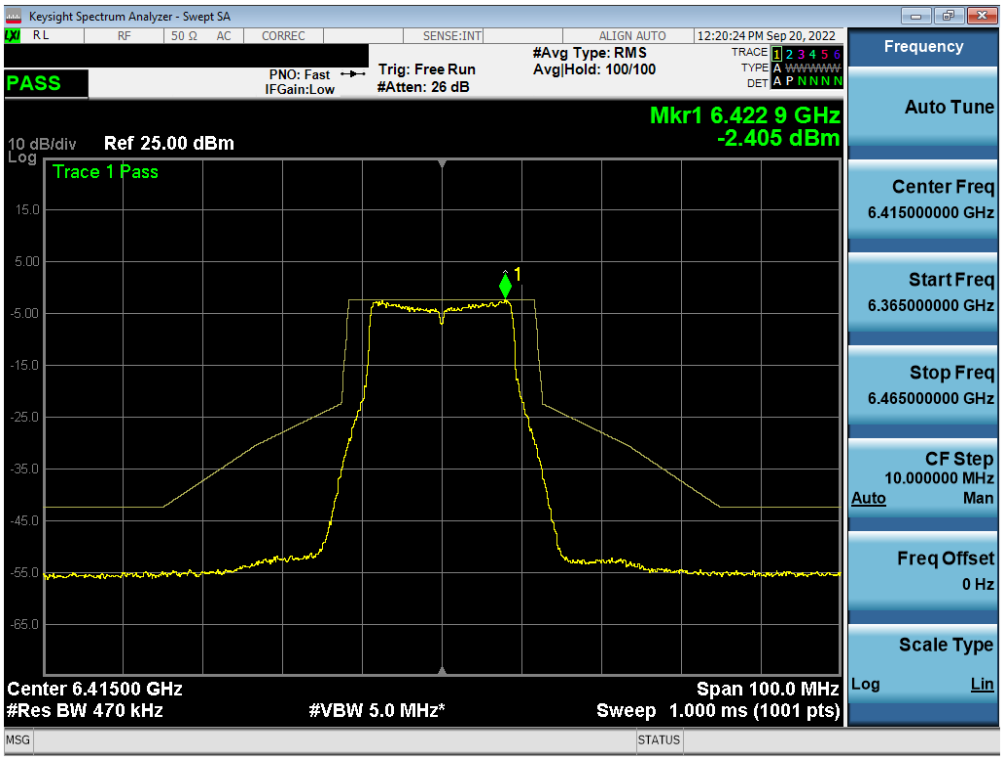


**Plot 7-266. In-Band Emission Plot Measurement MIMO ANT2 (20MHz 802.11ax (UNII Band 5) – Ch. 93)**




© 2022 ELEMENT V 9.0 02/01/2019

Unless otherwise specified, no part of this report may be reproduced or utilized in any part, form or by any means, electronic or mechanical, including photocopying and microfilm, without permission in writing from Element. If you have any questions about this or have an inquiry about obtaining additional rights to this report or assembly of contents thereof, please contact ct.info@element.com.

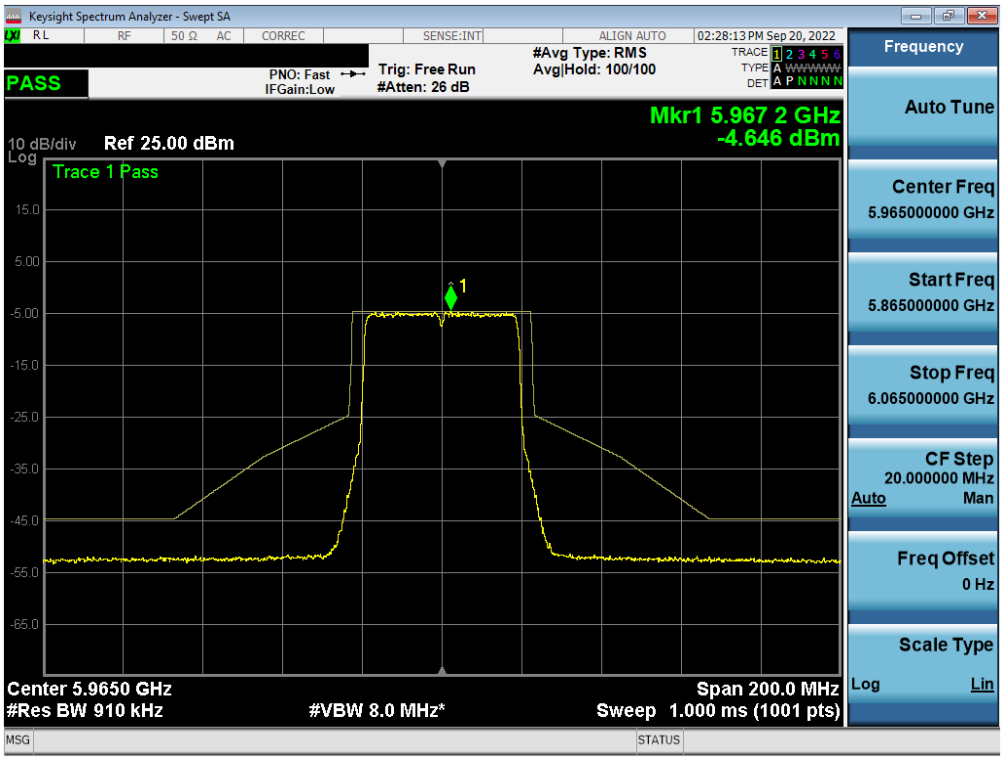


**Plot 7-267. In-Band Emission Plot Measurement MIMO ANT2 (40MHz 802.11ax (UNII Band 5) – Ch. 3)**

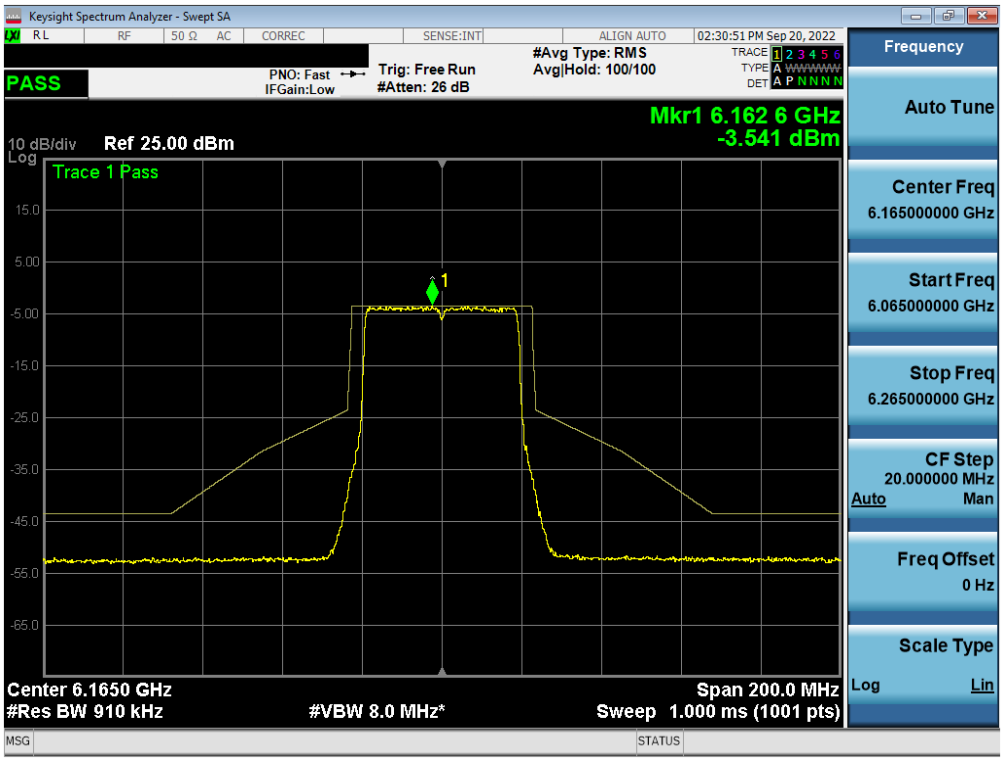


**Plot 7-268. In-Band Emission Plot Measurement MIMO ANT2 (40MHz 802.11ax (UNII Band 5) – Ch. 43)**




© 2022 ELEMENT V 9.0 02/01/2019

Unless otherwise specified, no part of this report may be reproduced or utilized in any part, form or by any means, electronic or mechanical, including photocopying and microfilm, without permission in writing from Element. If you have any questions about this or have an inquiry about obtaining additional rights to this report or assembly of contents thereof, please contact ct.info@element.com.

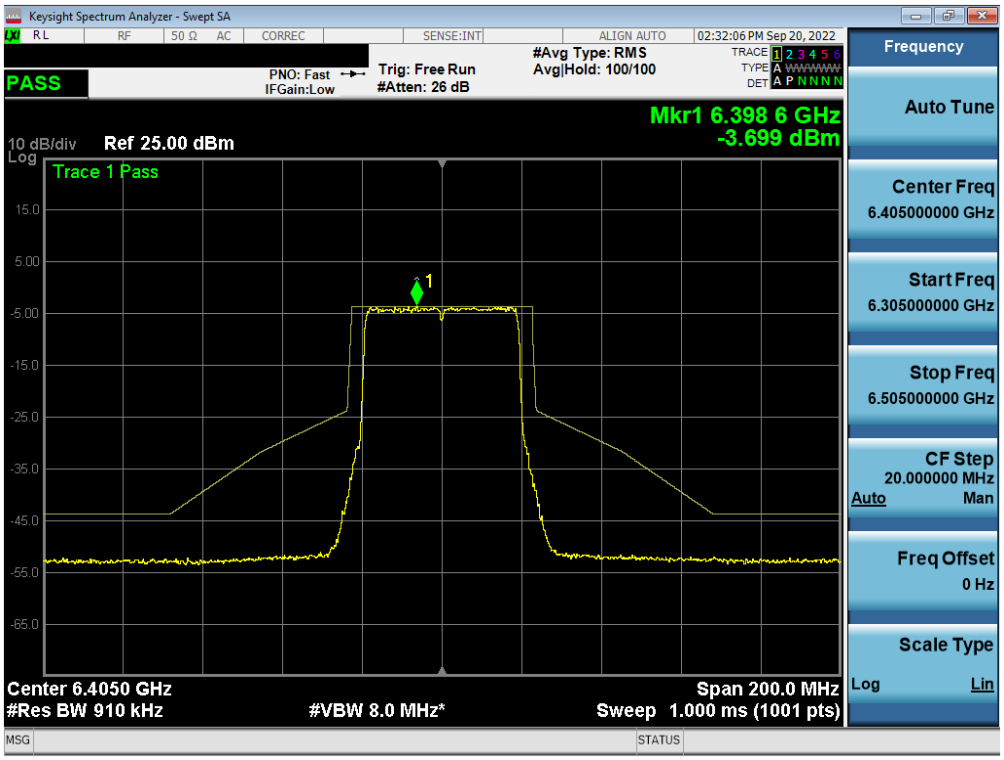


**Plot 7-269. In-Band Emission Plot Measurement MIMO ANT2 (40MHz 802.11ax (UNII Band 5) – Ch. 91)**

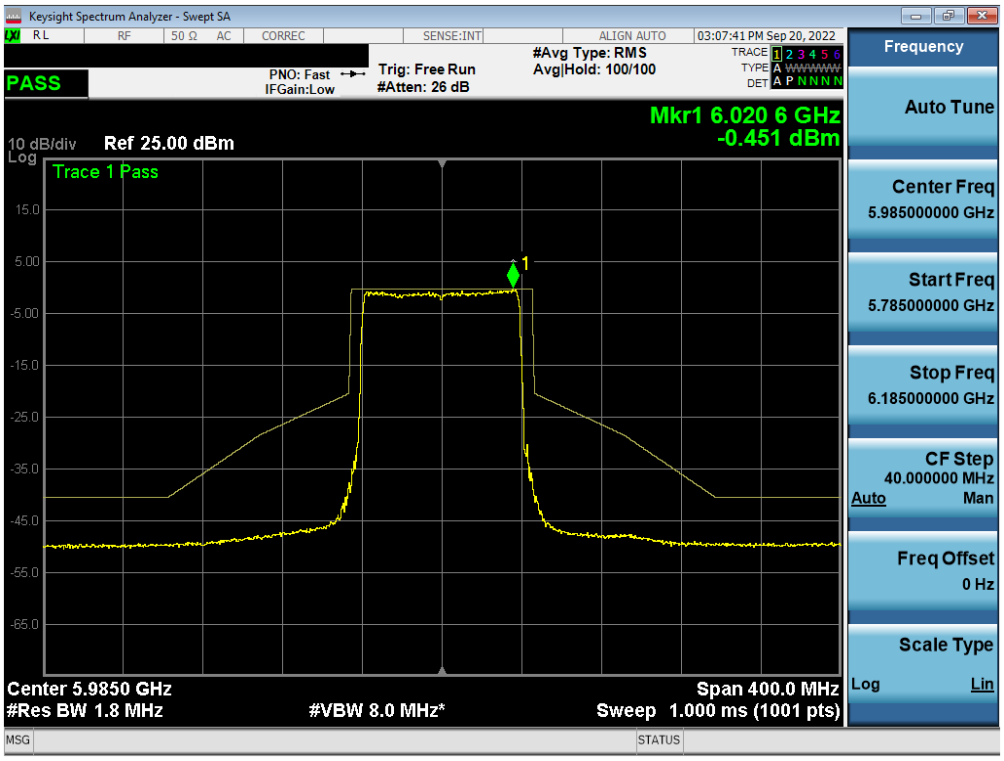


**Plot 7-270. In-Band Emission Plot Measurement MIMO ANT2 (80MHz 802.11ax (UNII Band 5) – Ch. 7)**




© 2022 ELEMENT V 9.0 02/01/2019

Unless otherwise specified, no part of this report may be reproduced or utilized in any part, form or by any means, electronic or mechanical, including photocopying and microfilm, without permission in writing from Element. If you have any questions about this or have an inquiry about obtaining additional rights to this report or assembly of contents thereof, please contact ct.info@element.com.

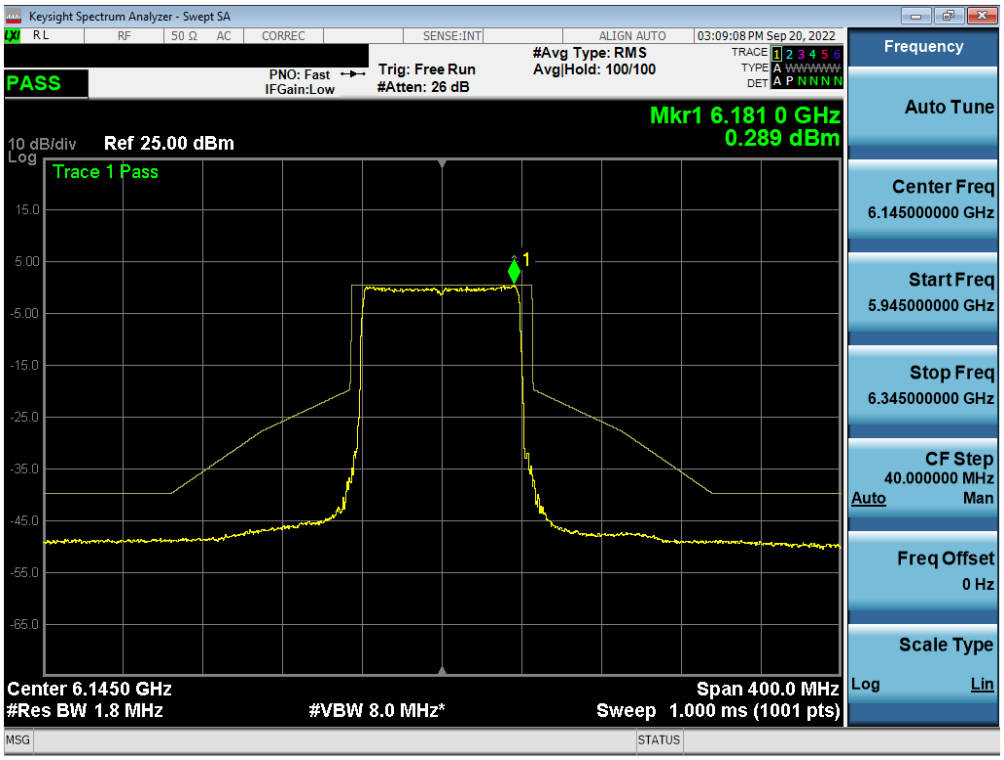


**Plot 7-271. In-Band Emission Plot Measurement MIMO ANT2 (80MHz 802.11ax (UNII Band 5) – Ch. 39)**

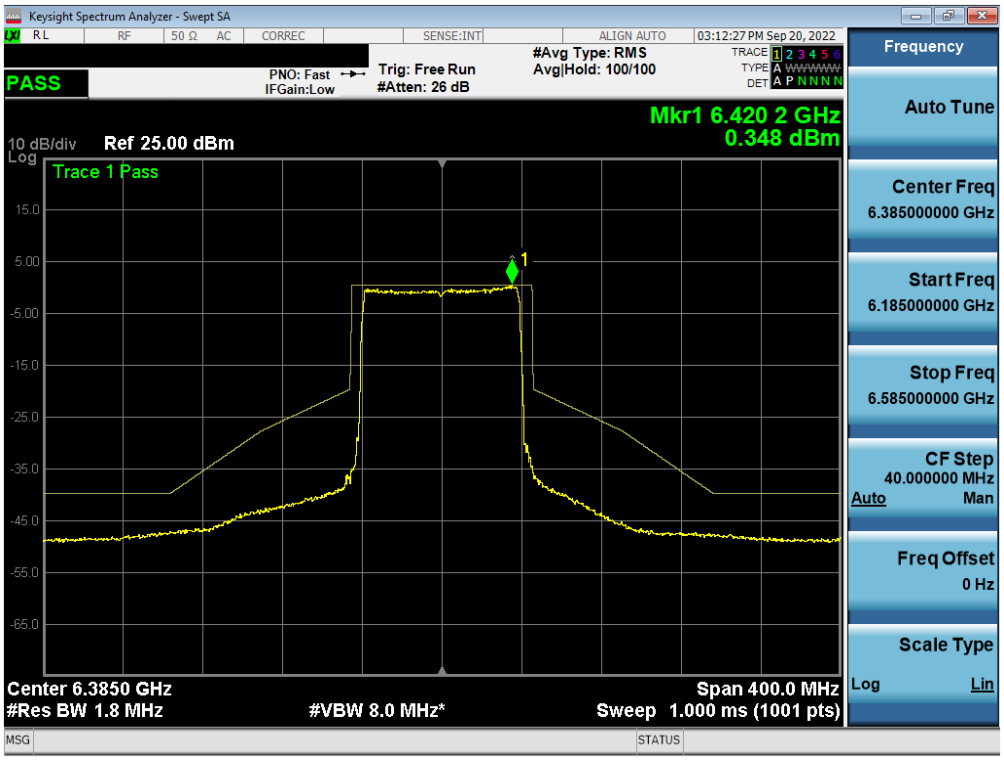


**Plot 7-272. In-Band Emission Plot Measurement MIMO ANT2 (80MHz 802.11ax (UNII Band 5) – Ch. 87)**



© 2022 ELEMENT V 9.0 02/01/2019
Unless otherwise specified, no part of this report may be reproduced or utilized in any part, form or by any means, electronic or mechanical, including photocopying and microfilm, without permission in writing from Element. If you have any questions about this or have an inquiry about obtaining additional rights to this report or assembly of contents thereof, please contact ct.info@element.com.

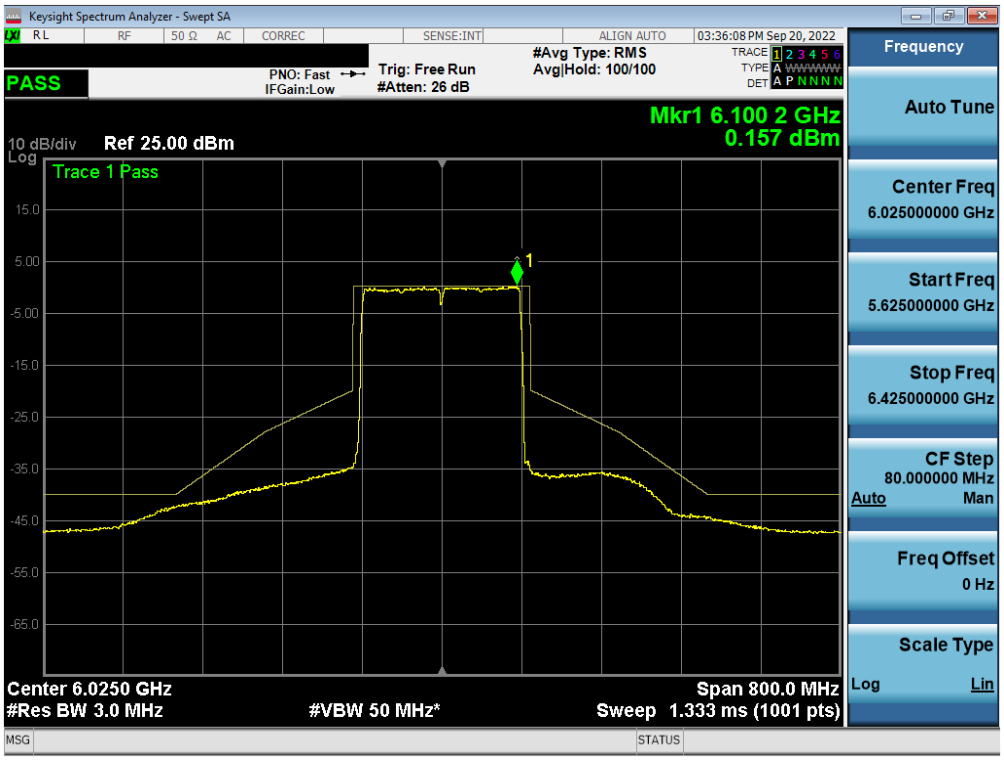


**Plot 7-273. In-Band Emission Plot Measurement MIMO ANT2 (160MHz 802.11ax (UNII Band 5) – Ch. 15)**

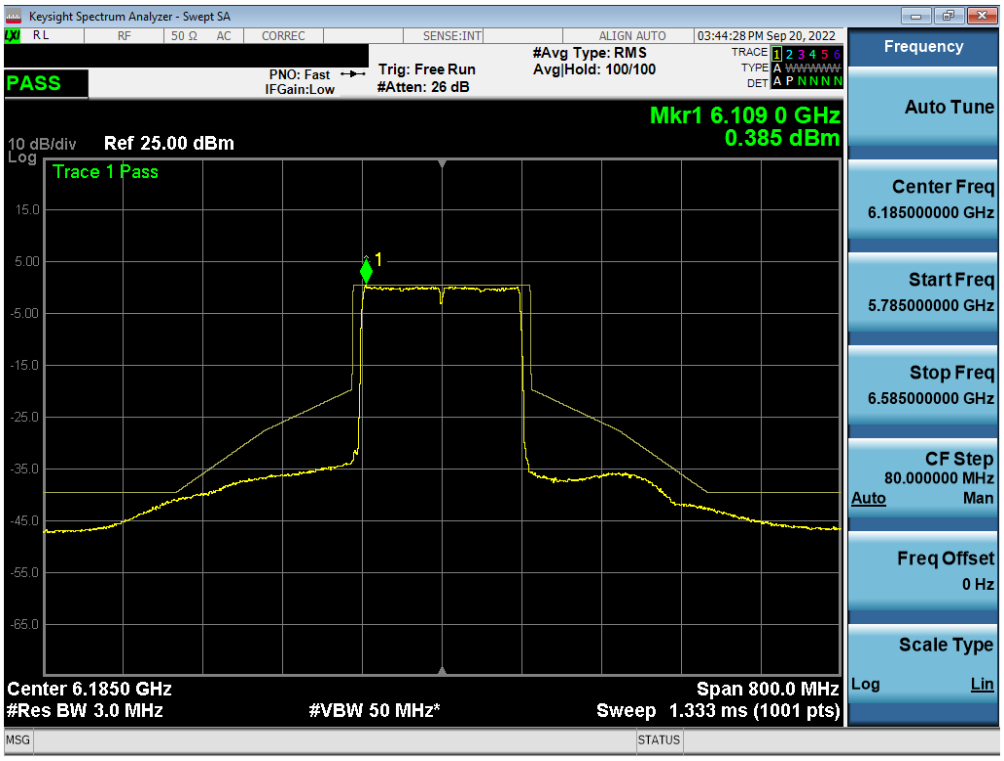


**Plot 7-274. In-Band Emission Plot Measurement MIMO ANT2 (160MHz 802.11ax (UNII Band 5) – Ch. 47)**




© 2022 ELEMENT V 9.0 02/01/2019

Unless otherwise specified, no part of this report may be reproduced or utilized in any part, form or by any means, electronic or mechanical, including photocopying and microfilm, without permission in writing from Element. If you have any questions about this or have an inquiry about obtaining additional rights to this report or assembly of contents thereof, please contact ct.info@element.com.

**Plot 7-275. In-Band Emission Plot Measurement MIMO ANT2 (160MHz 802.11ax (UNII Band 5) – Ch. 79)**




© 2022 ELEMENT V 9.0 02/01/2019

Unless otherwise specified, no part of this report may be reproduced or utilized in any part, form or by any means, electronic or mechanical, including photocopying and microfilm, without permission in writing from Element. If you have any questions about this or have an inquiry about obtaining additional rights to this report or assembly of contents thereof, please contact ct.info@element.com.

## MIMO Antenna-2 In-Band Emission Plot Measurement - (UNII Band 6)

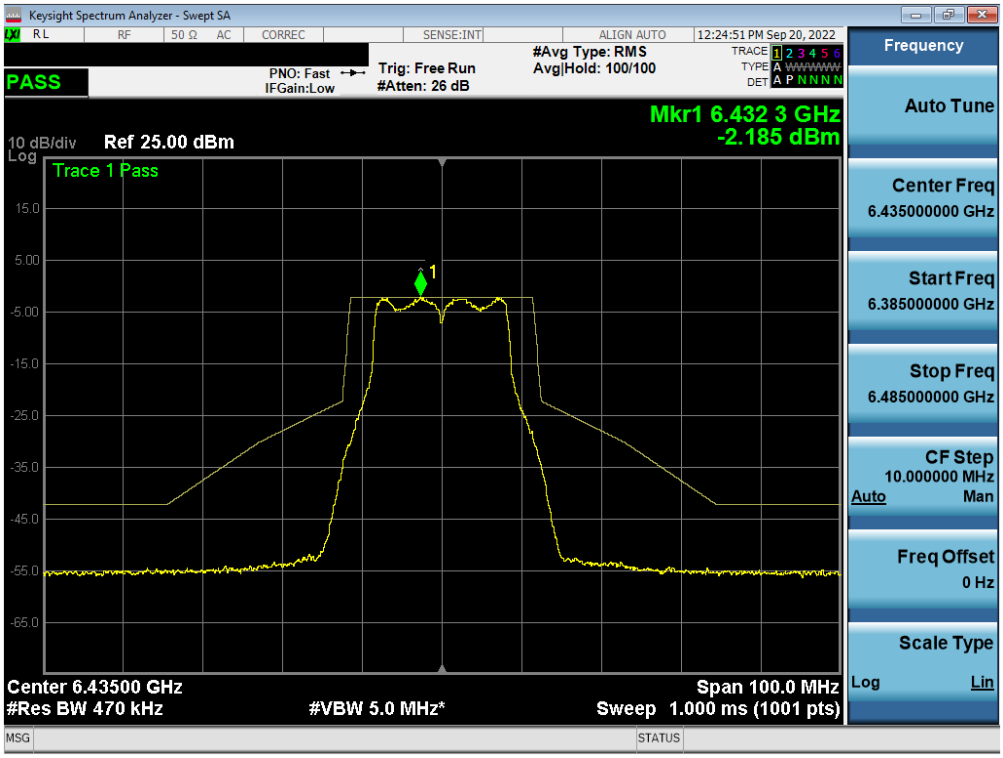


**Plot 7-276. In-Band Emission Plot Measurement MIMO ANT2 (20MHz 802.11a (UNII Band 6) – Ch. 97)**

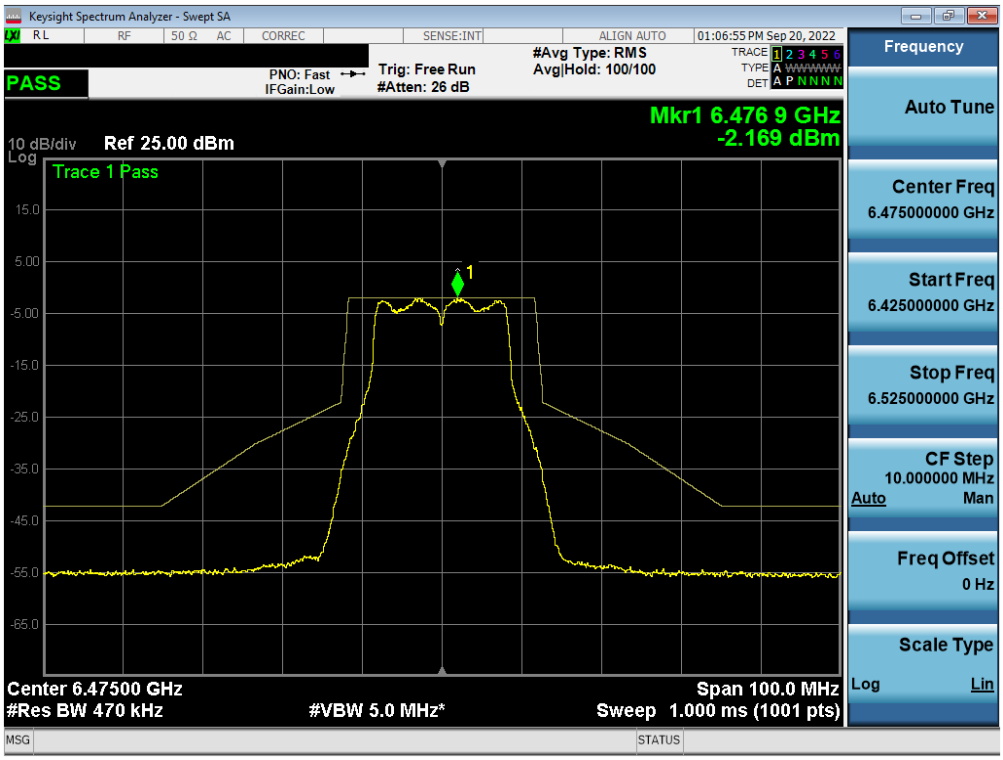


**Plot 7-277. In-Band Emission Plot Measurement MIMO ANT2 (20MHz 802.11a (UNII Band 6) – Ch. 105)**




© 2022 ELEMENT V 9.0 02/01/2019

Unless otherwise specified, no part of this report may be reproduced or utilized in any part, form or by any means, electronic or mechanical, including photocopying and microfilm, without permission in writing from Element. If you have any questions about this or have an inquiry about obtaining additional rights to this report or assembly of contents thereof, please contact ct.info@element.com.

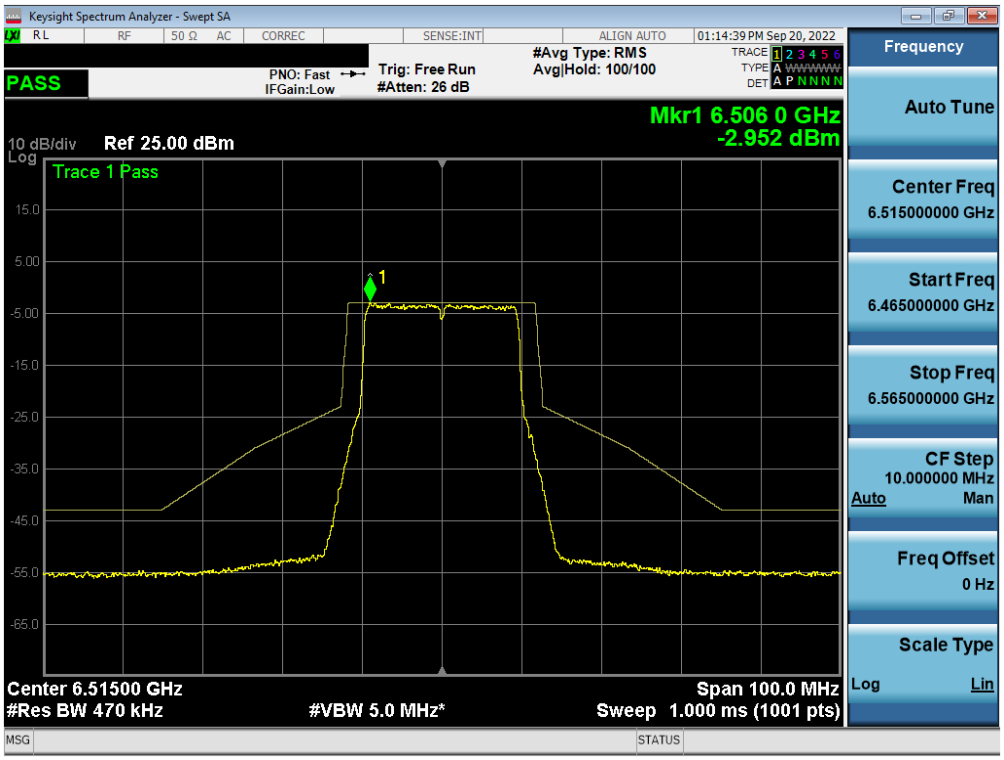


**Plot 7-278. In-Band Emission Plot Measurement MIMO ANT2 (20MHz 802.11a (UNII Band 6) – Ch. 113)**

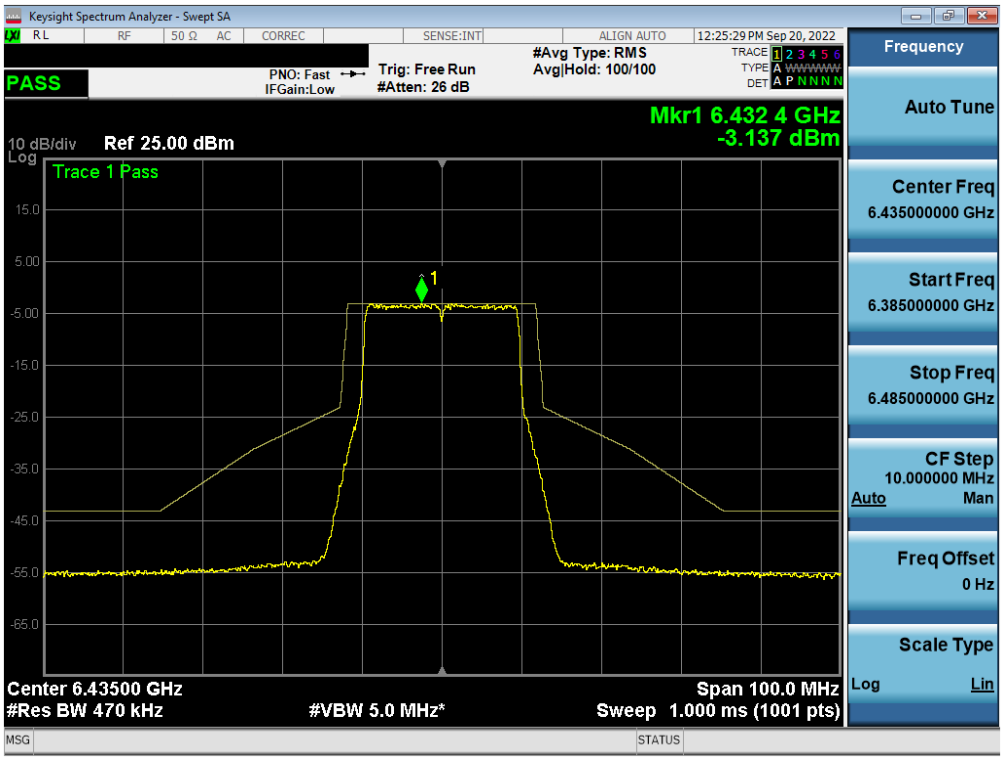


**Plot 7-279. In-Band Emission Plot Measurement MIMO ANT2 (20MHz 802.11ax (UNII Band 6) – Ch. 97)**




© 2022 ELEMENT V 9.0 02/01/2019

Unless otherwise specified, no part of this report may be reproduced or utilized in any part, form or by any means, electronic or mechanical, including photocopying and microfilm, without permission in writing from Element. If you have any questions about this or have an inquiry about obtaining additional rights to this report or assembly of contents thereof, please contact ct.info@element.com.

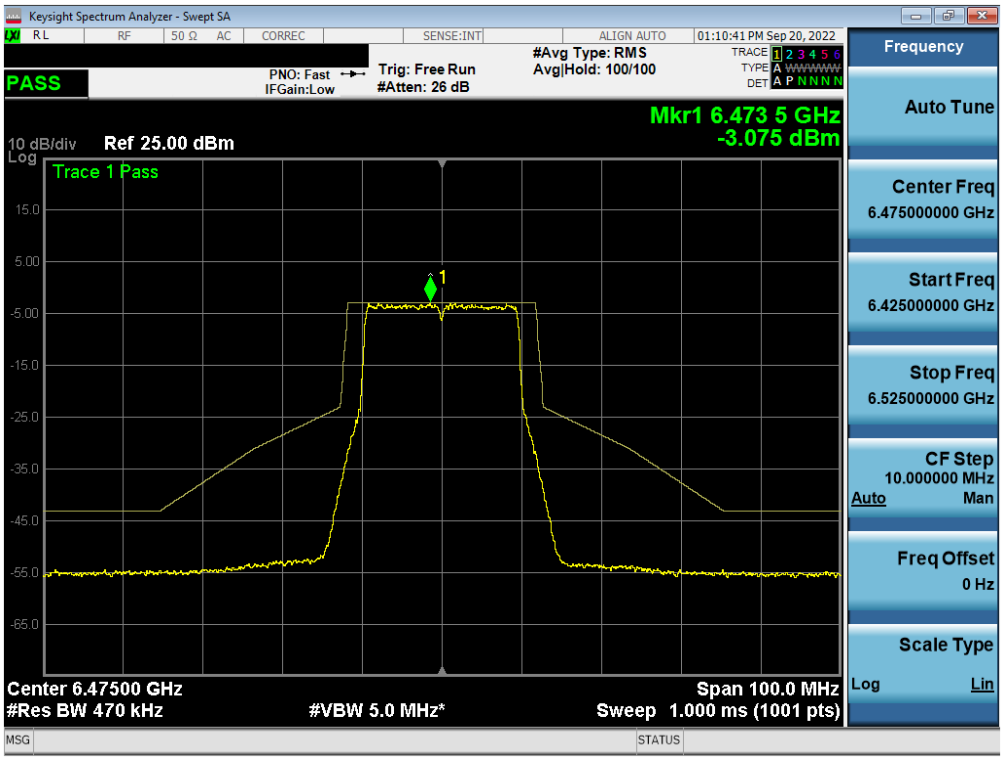


**Plot 7-280. In-Band Emission Plot Measurement MIMO ANT2 (20MHz 802.11ax (UNII Band 6) – Ch. 105)**

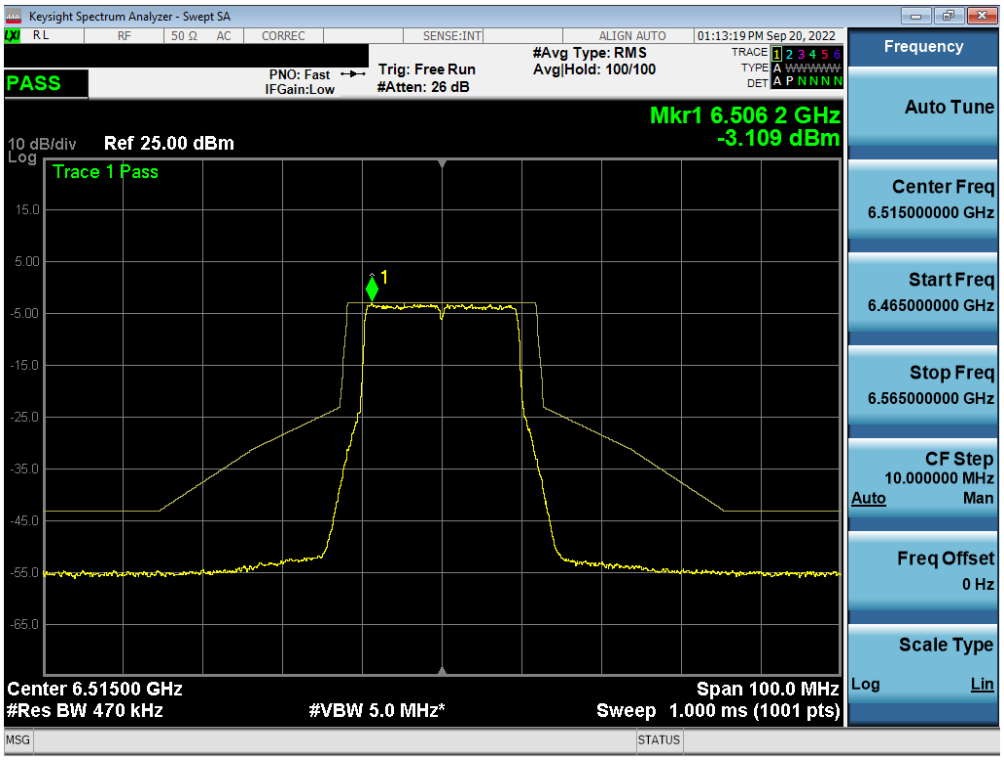


**Plot 7-281. In-Band Emission Plot Measurement MIMO ANT2 (20MHz 802.11ax (UNII Band 6) – Ch. 113)**



© 2022 ELEMENT V 9.0 02/01/2019
Unless otherwise specified, no part of this report may be reproduced or utilized in any part, form or by any means, electronic or mechanical, including photocopying and microfilm, without permission in writing from Element. If you have any questions about this or have an inquiry about obtaining additional rights to this report or assembly of contents thereof, please contact ct.info@element.com.

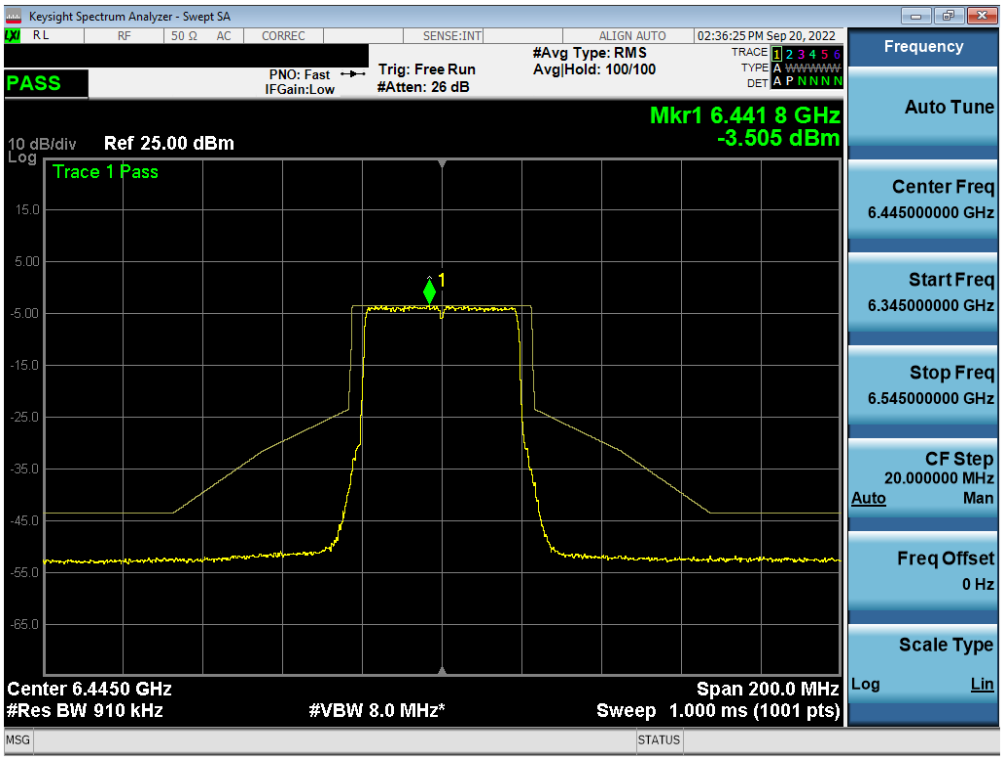


**Plot 7-282. In-Band Emission Plot Measurement MIMO ANT2 (40MHz 802.11ax (UNII Band 6) – Ch. 99)**

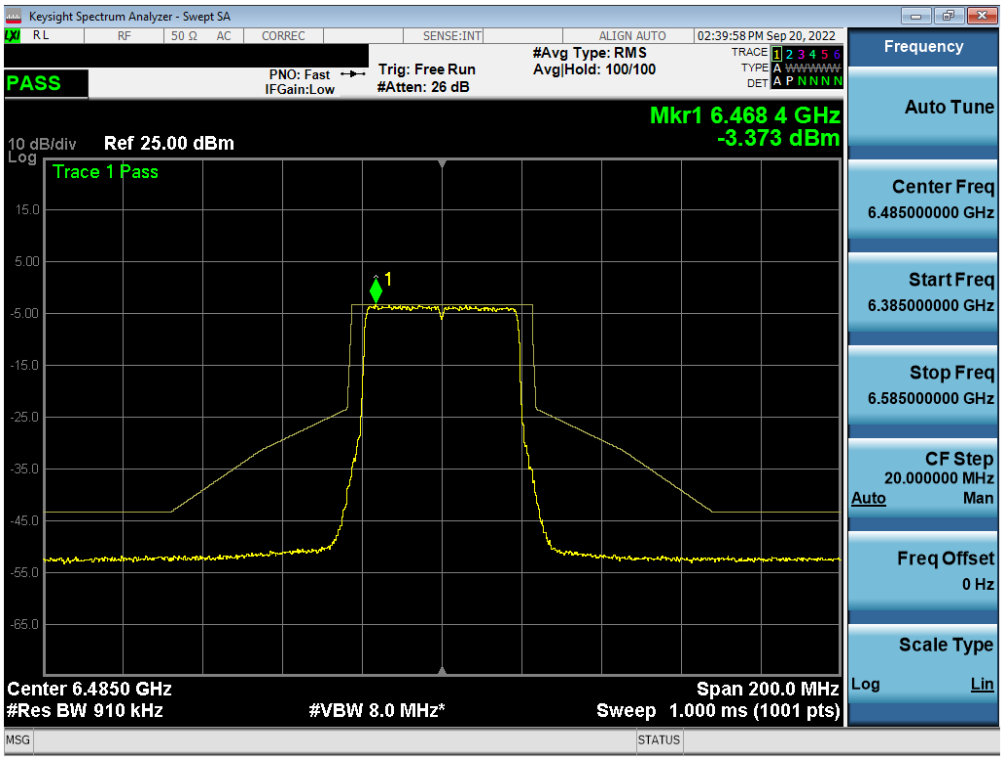


**Plot 7-283. In-Band Emission Plot Measurement MIMO ANT2 (40MHz 802.11ax (UNII Band 6) – Ch. 107)**




© 2022 ELEMENT V 9.0 02/01/2019

Unless otherwise specified, no part of this report may be reproduced or utilized in any part, form or by any means, electronic or mechanical, including photocopying and microfilm, without permission in writing from Element. If you have any questions about this or have an inquiry about obtaining additional rights to this report or assembly of contents thereof, please contact ct.info@element.com.

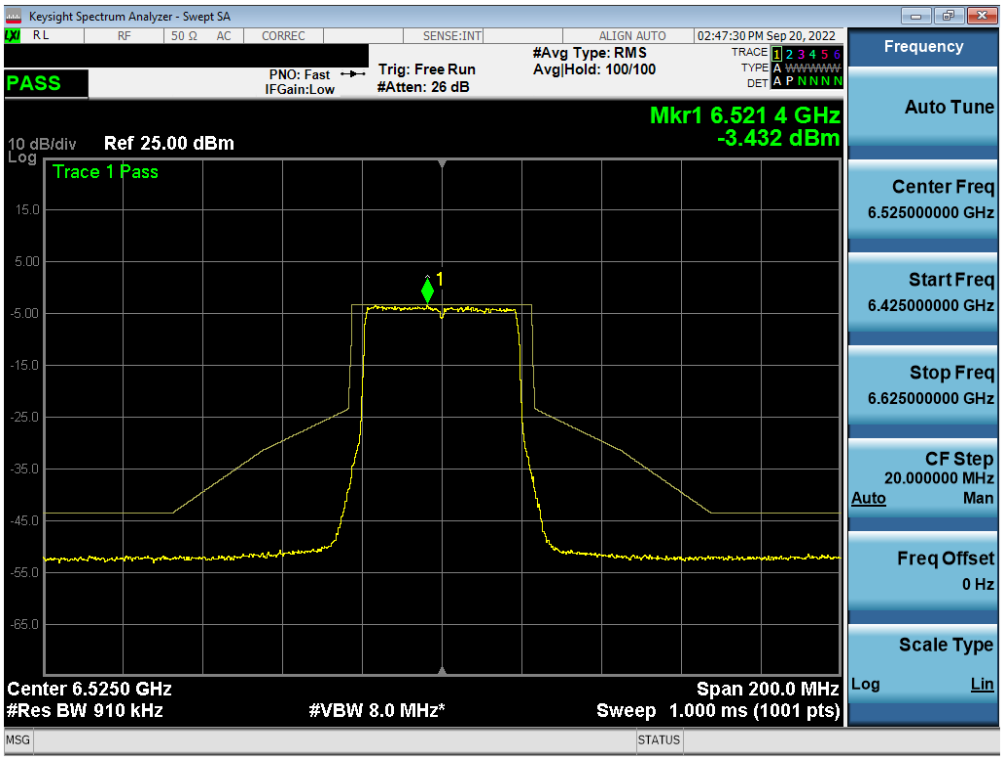


**Plot 7-284. In-Band Emission Plot Measurement MIMO ANT2 (40MHz 802.11ax (UNII Band 6) – Ch. 115)**

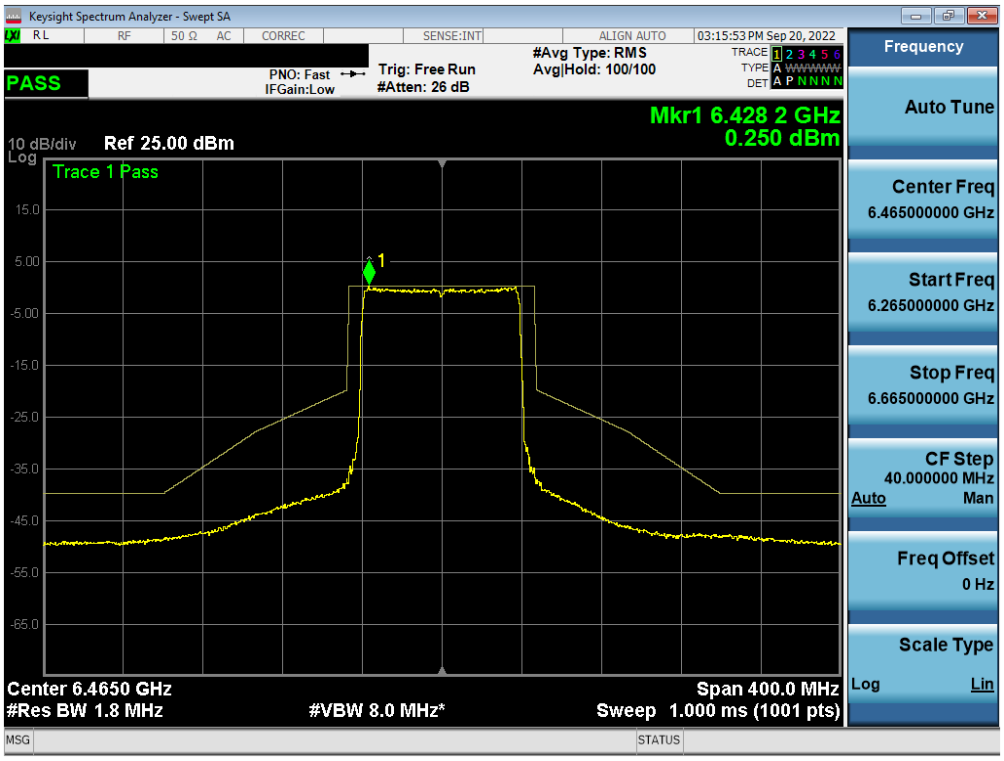


**Plot 7-285. In-Band Emission Plot Measurement MIMO ANT2 (80MHz 802.11ax (UNII Band 6) – Ch. 103)**



© 2022 ELEMENT V 9.0 02/01/2019
Unless otherwise specified, no part of this report may be reproduced or utilized in any part, form or by any means, electronic or mechanical, including photocopying and microfilm, without permission in writing from Element. If you have any questions about this or have an inquiry about obtaining additional rights to this report or assembly of contents thereof, please contact ct.info@element.com.

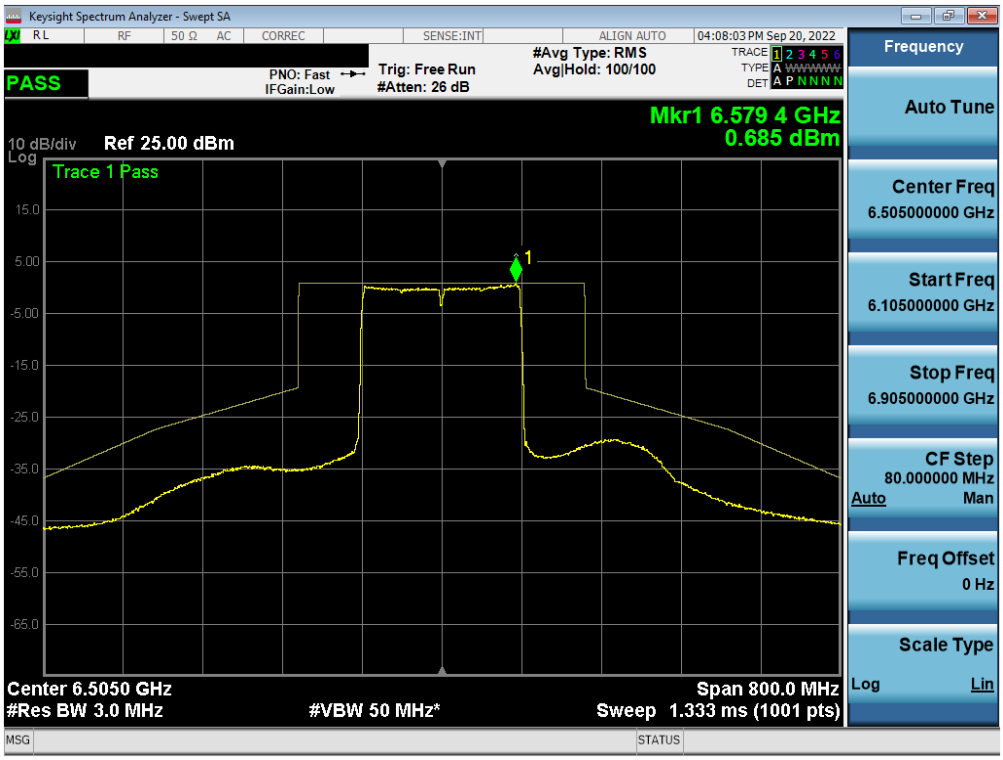


**Plot 7-286. In-Band Emission Plot Measurement MIMO ANT2 (160MHz 802.11ax (UNII Band 6) – Ch. 111)**




© 2022 ELEMENT V 9.0 02/01/2019

Unless otherwise specified, no part of this report may be reproduced or utilized in any part, form or by any means, electronic or mechanical, including photocopying and microfilm, without permission in writing from Element. If you have any questions about this or have an inquiry about obtaining additional rights to this report or assembly of contents thereof, please contact ct.info@element.com.

## MIMO Antenna-2 In-Band Emission Plot Measurement - (UNII Band 7)

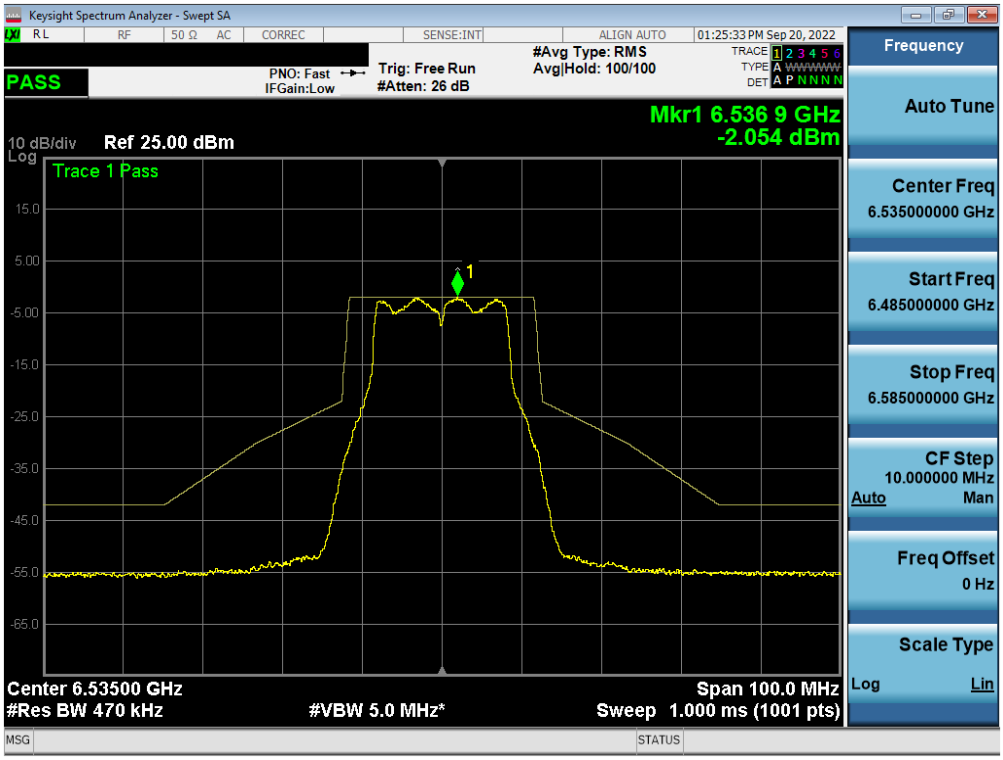


**Plot 7-287. In-Band Emission Plot Measurement MIMO ANT2 (20MHz 802.11a (UNII Band 7) – Ch. 117)**

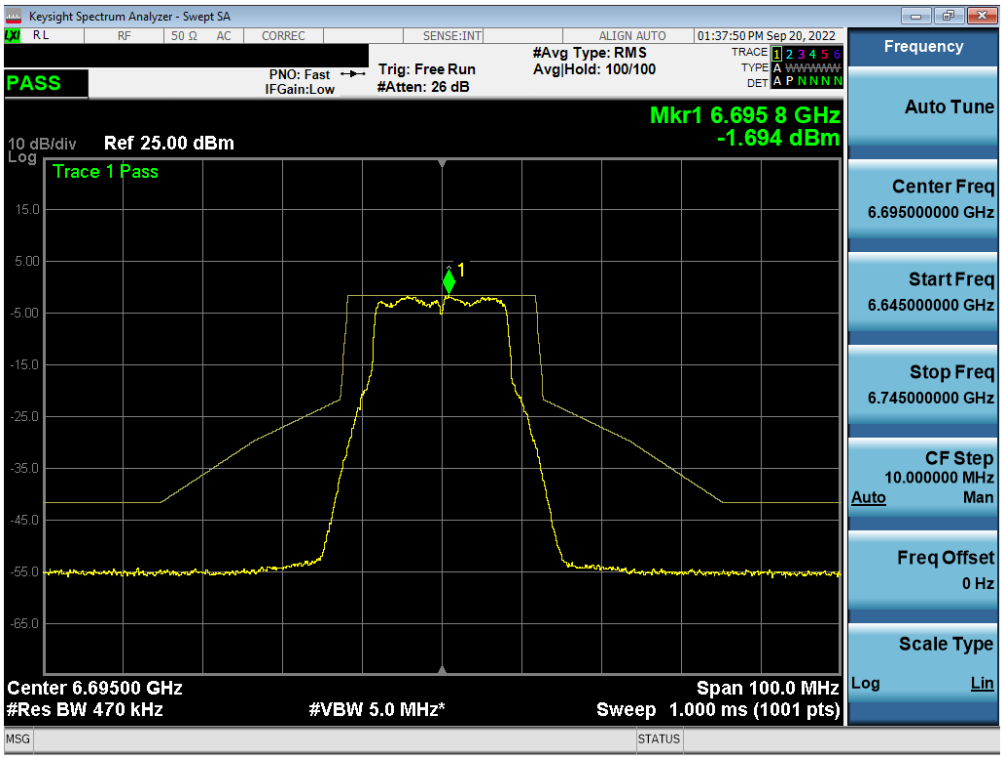


**Plot 7-288. In-Band Emission Plot Measurement MIMO ANT2 (20MHz 802.11a (UNII Band 7) – Ch. 149)**




© 2022 ELEMENT V 9.0 02/01/2019

Unless otherwise specified, no part of this report may be reproduced or utilized in any part, form or by any means, electronic or mechanical, including photocopying and microfilm, without permission in writing from Element. If you have any questions about this or have an inquiry about obtaining additional rights to this report or assembly of contents thereof, please contact ct.info@element.com.

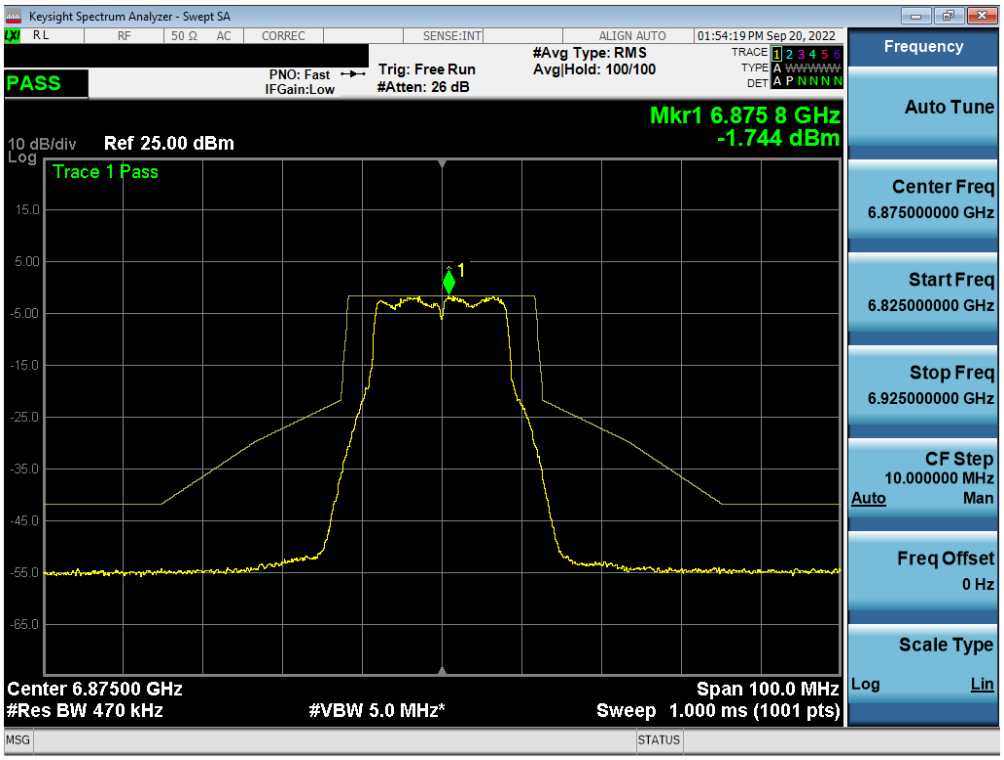


**Plot 7-289. In-Band Emission Plot Measurement MIMO ANT2 (20MHz 802.11a (UNII Band 7) – Ch. 185)**

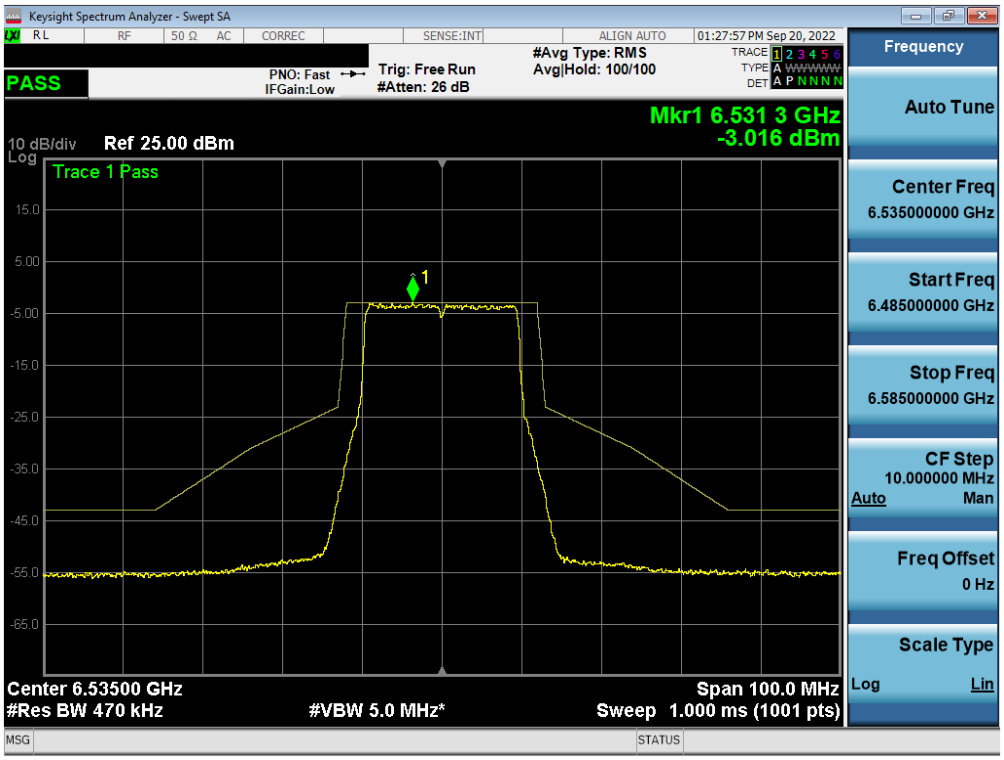


**Plot 7-290. In-Band Emission Plot Measurement MIMO ANT2 (20MHz 802.11ax (UNII Band 7) – Ch. 117)**




© 2022 ELEMENT V 9.0 02/01/2019

Unless otherwise specified, no part of this report may be reproduced or utilized in any part, form or by any means, electronic or mechanical, including photocopying and microfilm, without permission in writing from Element. If you have any questions about this or have an inquiry about obtaining additional rights to this report or assembly of contents thereof, please contact ct.info@element.com.

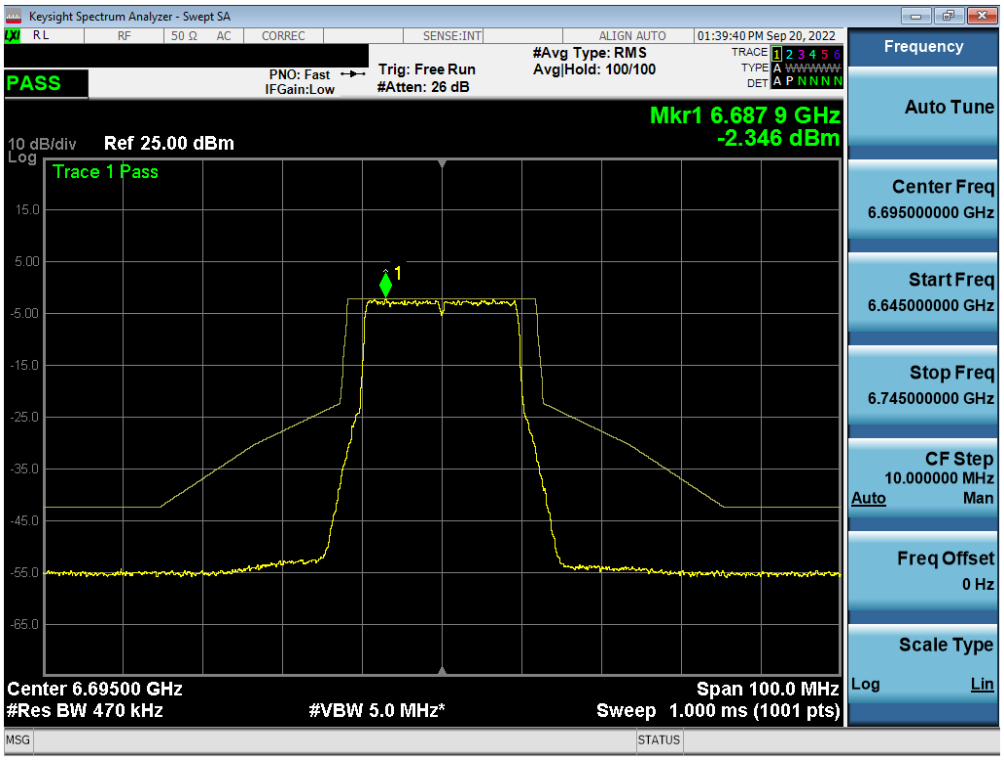


**Plot 7-291. In-Band Emission Plot Measurement MIMO ANT2 (20MHz 802.11ax (UNII Band 7) – Ch. 149)**

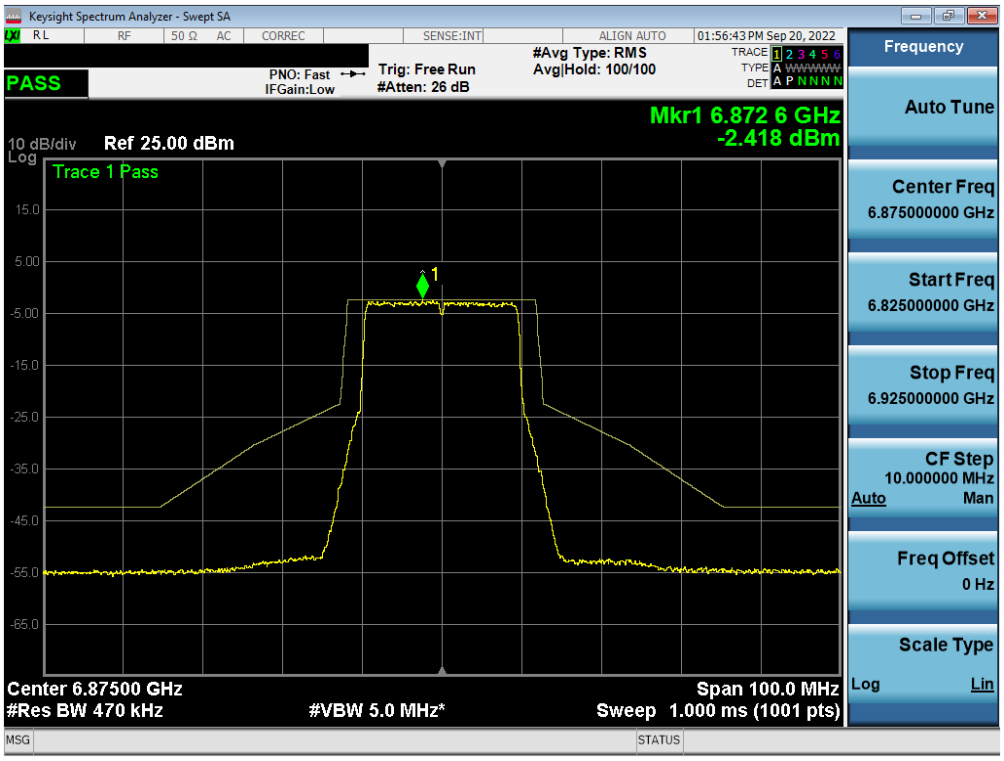


**Plot 7-292. In-Band Emission Plot Measurement MIMO ANT2 (20MHz 802.11ax (UNII Band 7) – Ch. 185)**




© 2022 ELEMENT V 9.0 02/01/2019

Unless otherwise specified, no part of this report may be reproduced or utilized in any part, form or by any means, electronic or mechanical, including photocopying and microfilm, without permission in writing from Element. If you have any questions about this or have an inquiry about obtaining additional rights to this report or assembly of contents thereof, please contact ct.info@element.com.

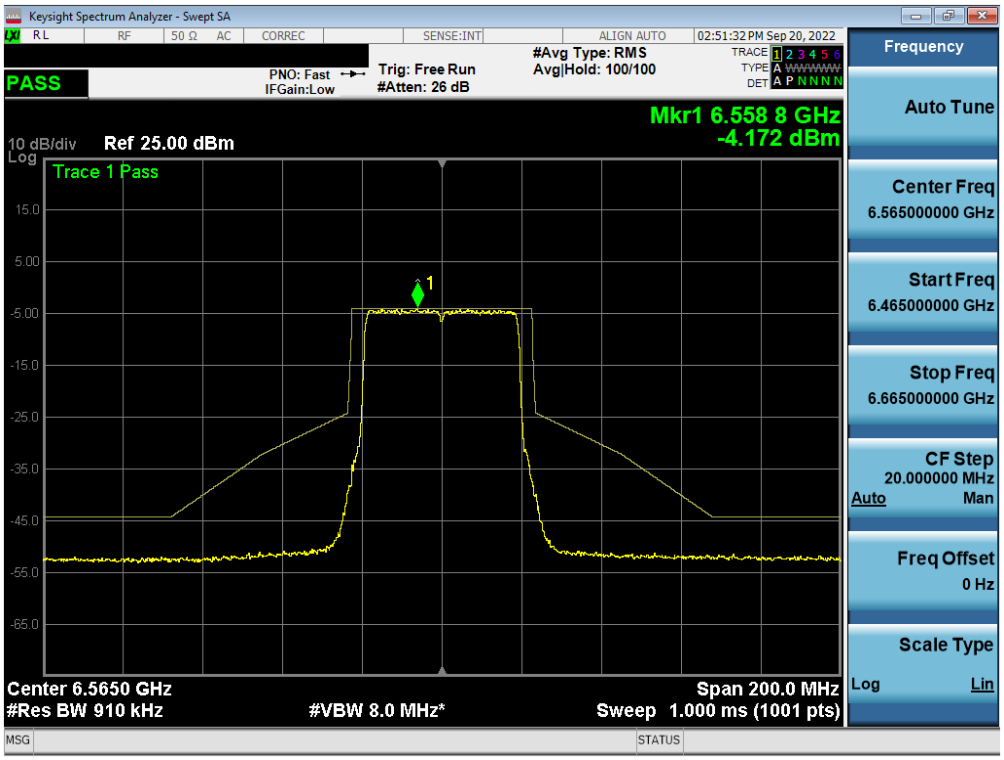


**Plot 7-293. In-Band Emission Plot Measurement MIMO ANT2 (40MHz 802.11ax (UNII Band 7) – Ch. 123)**

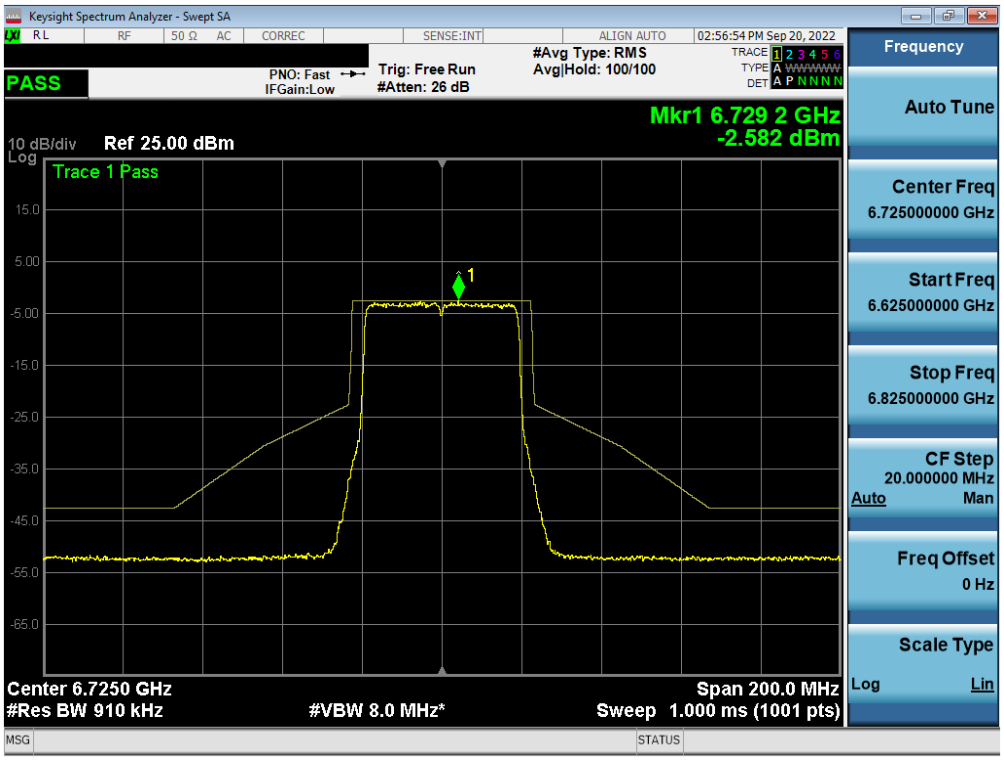


**Plot 7-294. In-Band Emission Plot Measurement MIMO ANT2 (40MHz 802.11ax (UNII Band 7) – Ch. 155)**




© 2022 ELEMENT V 9.0 02/01/2019

Unless otherwise specified, no part of this report may be reproduced or utilized in any part, form or by any means, electronic or mechanical, including photocopying and microfilm, without permission in writing from Element. If you have any questions about this or have an inquiry about obtaining additional rights to this report or assembly of contents thereof, please contact ct.info@element.com.

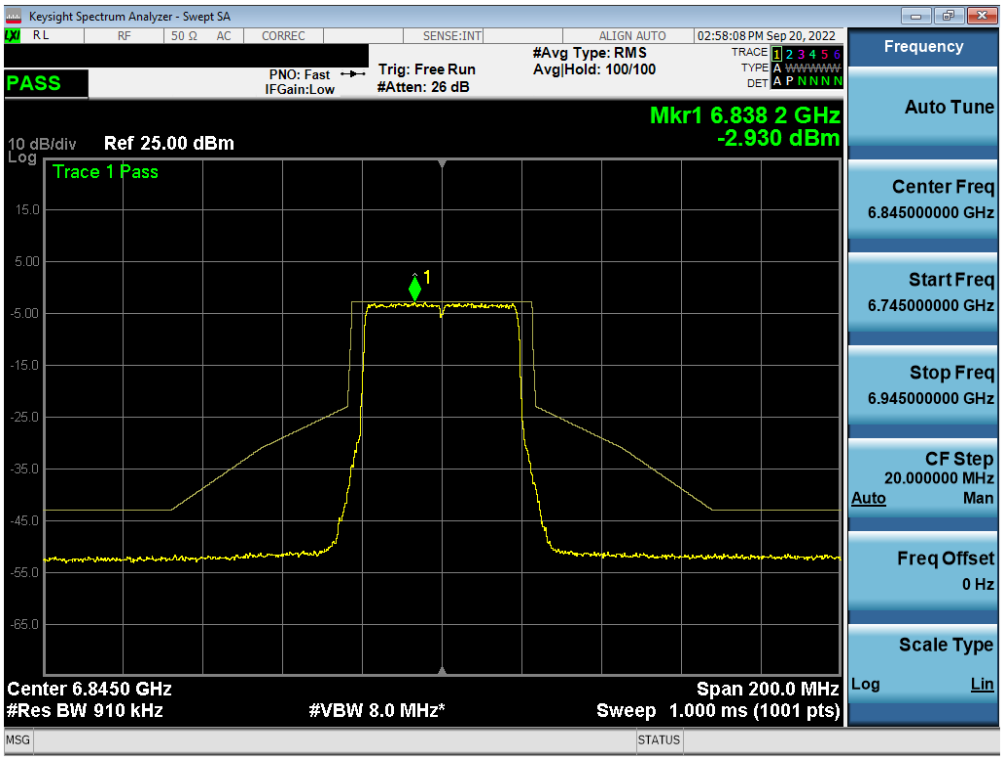


**Plot 7-295. In-Band Emission Plot Measurement MIMO ANT2 (40MHz 802.11ax (UNII Band 7) – Ch. 179)**

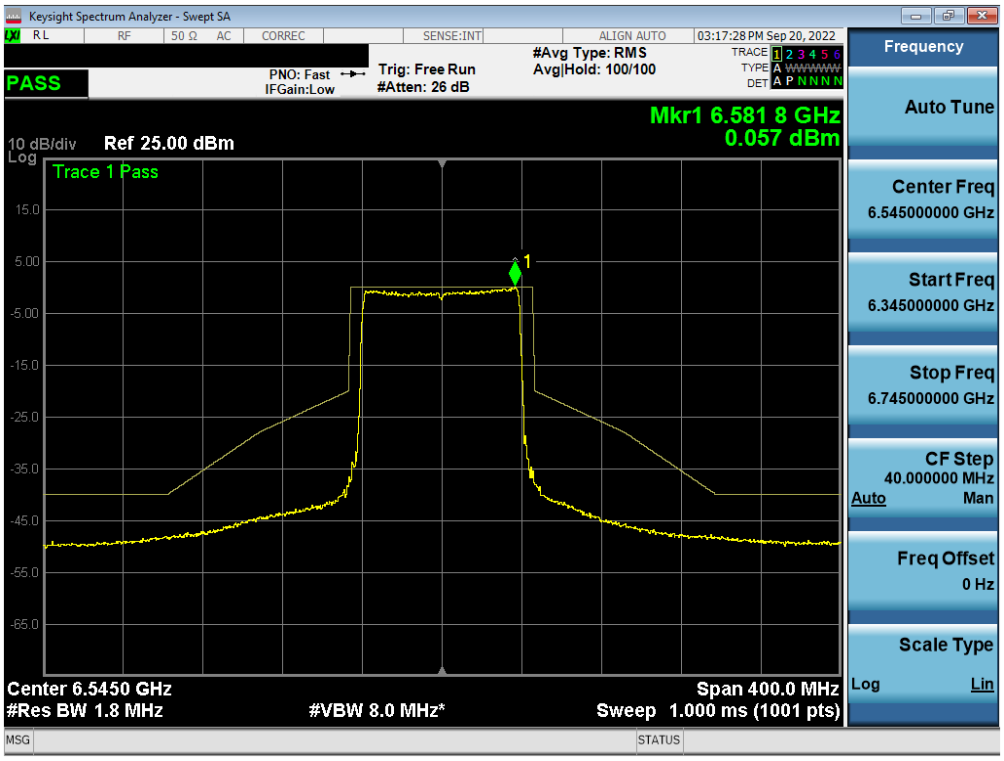


**Plot 7-296. In-Band Emission Plot Measurement MIMO ANT2 (80MHz 802.11ax (UNII Band 7) – Ch. 119)**




© 2022 ELEMENT V 9.0 02/01/2019

Unless otherwise specified, no part of this report may be reproduced or utilized in any part, form or by any means, electronic or mechanical, including photocopying and microfilm, without permission in writing from Element. If you have any questions about this or have an inquiry about obtaining additional rights to this report or assembly of contents thereof, please contact ct.info@element.com.

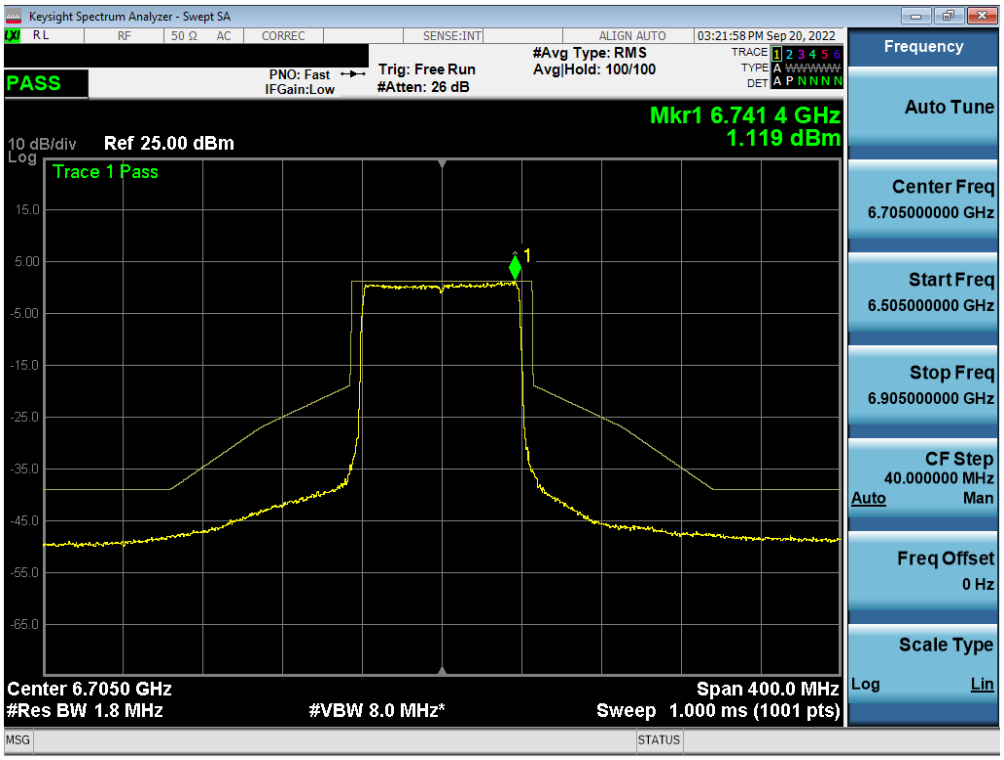


**Plot 7-297. In-Band Emission Plot Measurement MIMO ANT2 (80MHz 802.11ax (UNII Band 7) – Ch. 151)**

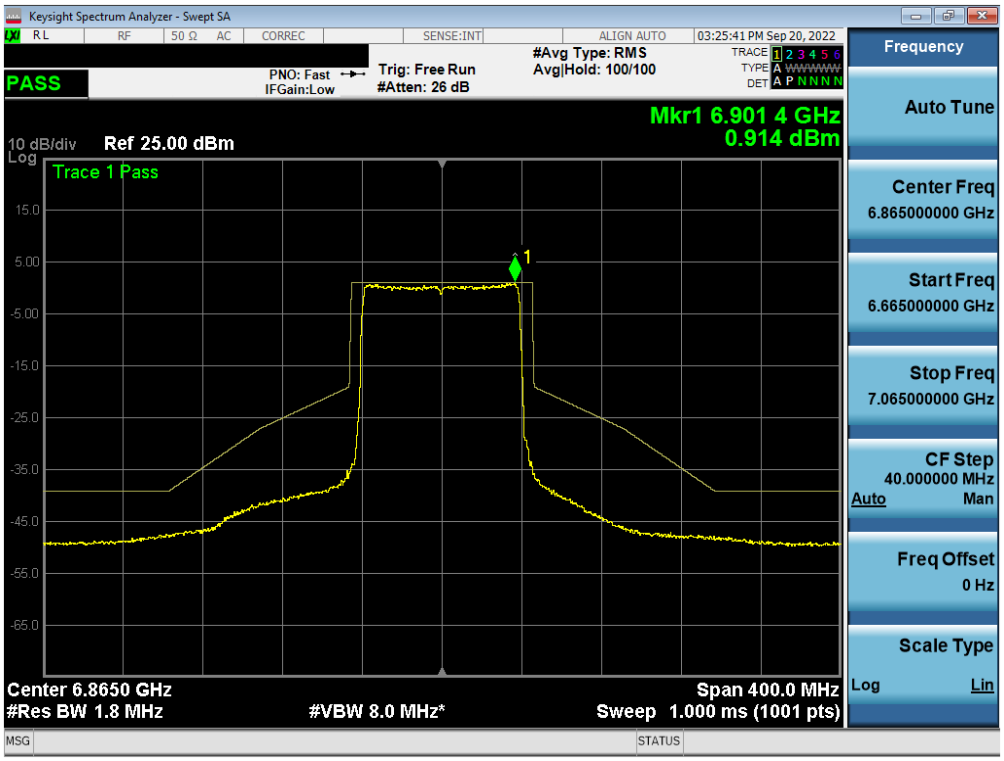


**Plot 7-298. In-Band Emission Plot Measurement MIMO ANT2 (80MHz 802.11ax (UNII Band 7) – Ch. 183)**




© 2022 ELEMENT V 9.0 02/01/2019

Unless otherwise specified, no part of this report may be reproduced or utilized in any part, form or by any means, electronic or mechanical, including photocopying and microfilm, without permission in writing from Element. If you have any questions about this or have an inquiry about obtaining additional rights to this report or assembly of contents thereof, please contact ct.info@element.com.

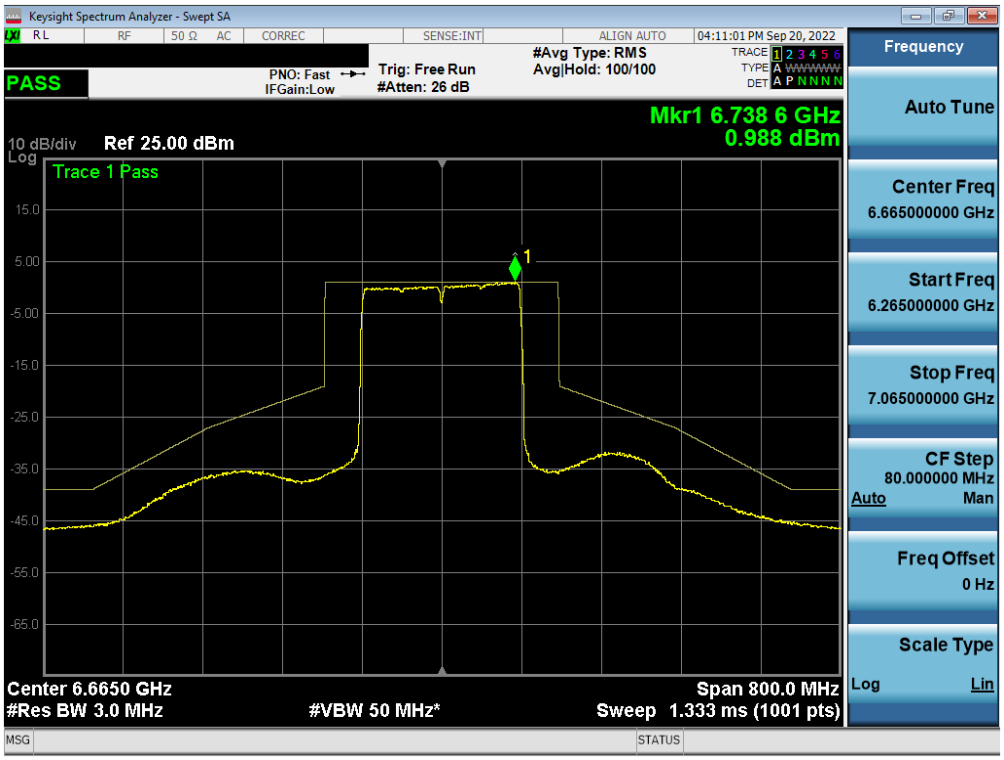


**Plot 7-299. In-Band Emission Plot Measurement MIMO ANT2 (160MHz 802.11ax (UNII Band 7) – Ch. 143)**

**Plot 7-300. In-Band Emission Plot Measurement MIMO ANT2 (160MHz 802.11ax (UNII Band 7) – Ch. 175)**




© 2022 ELEMENT V 9.0 02/01/2019

Unless otherwise specified, no part of this report may be reproduced or utilized in any part, form or by any means, electronic or mechanical, including photocopying and microfilm, without permission in writing from Element. If you have any questions about this or have an inquiry about obtaining additional rights to this report or assembly of contents thereof, please contact ct.info@element.com.

## MIMO Antenna-2 In-Band Emission Plot Measurement - (UNII Band 8)

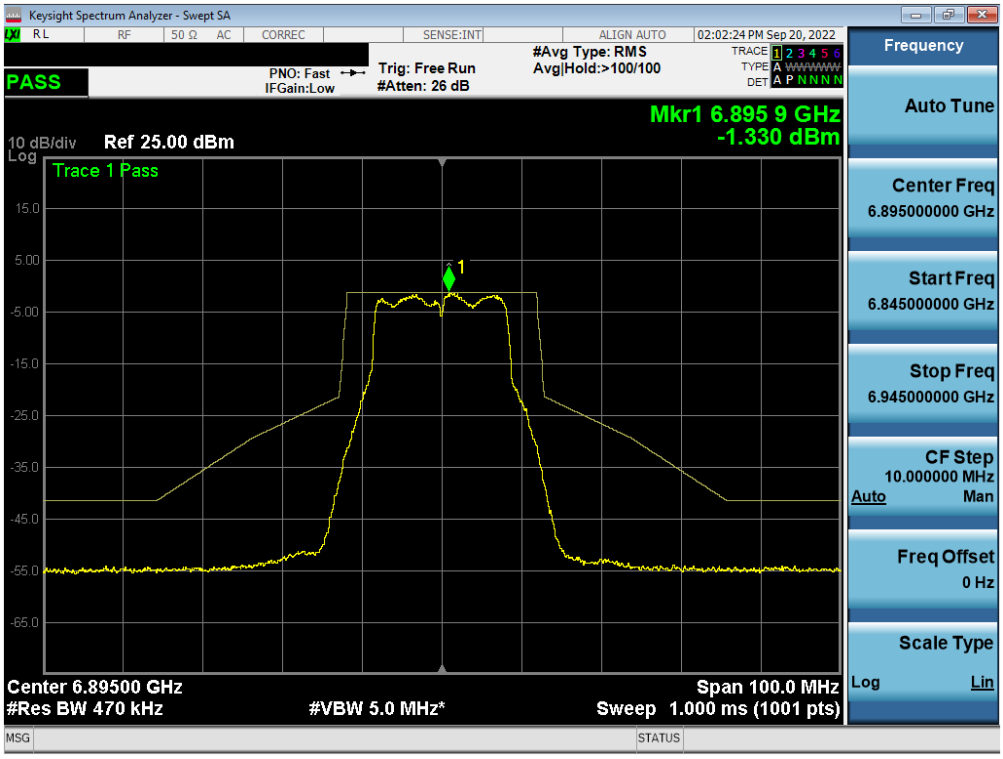


**Plot 7-301. In-Band Emission Plot Measurement MIMO ANT2 (20MHz 802.11a (UNII Band 8) – Ch. 189)**

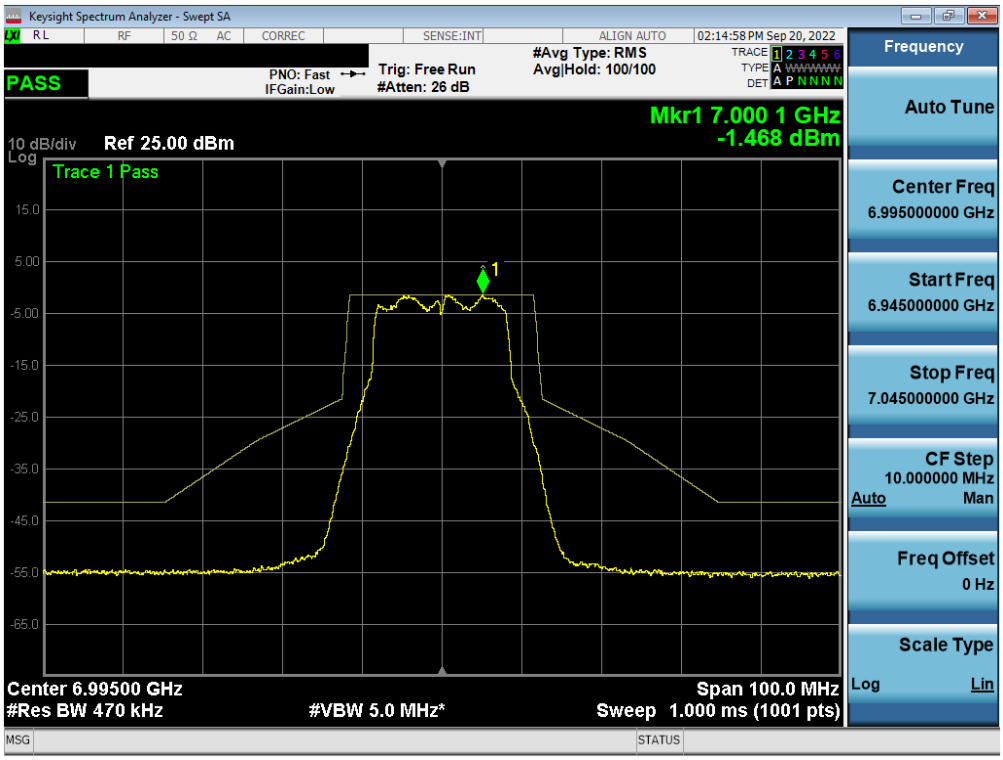


**Plot 7-302. In-Band Emission Plot Measurement MIMO ANT2 (20MHz 802.11a (UNII Band 8) – Ch. 209)**




© 2022 ELEMENT V 9.0 02/01/2019

Unless otherwise specified, no part of this report may be reproduced or utilized in any part, form or by any means, electronic or mechanical, including photocopying and microfilm, without permission in writing from Element. If you have any questions about this or have an inquiry about obtaining additional rights to this report or assembly of contents thereof, please contact ct.info@element.com.

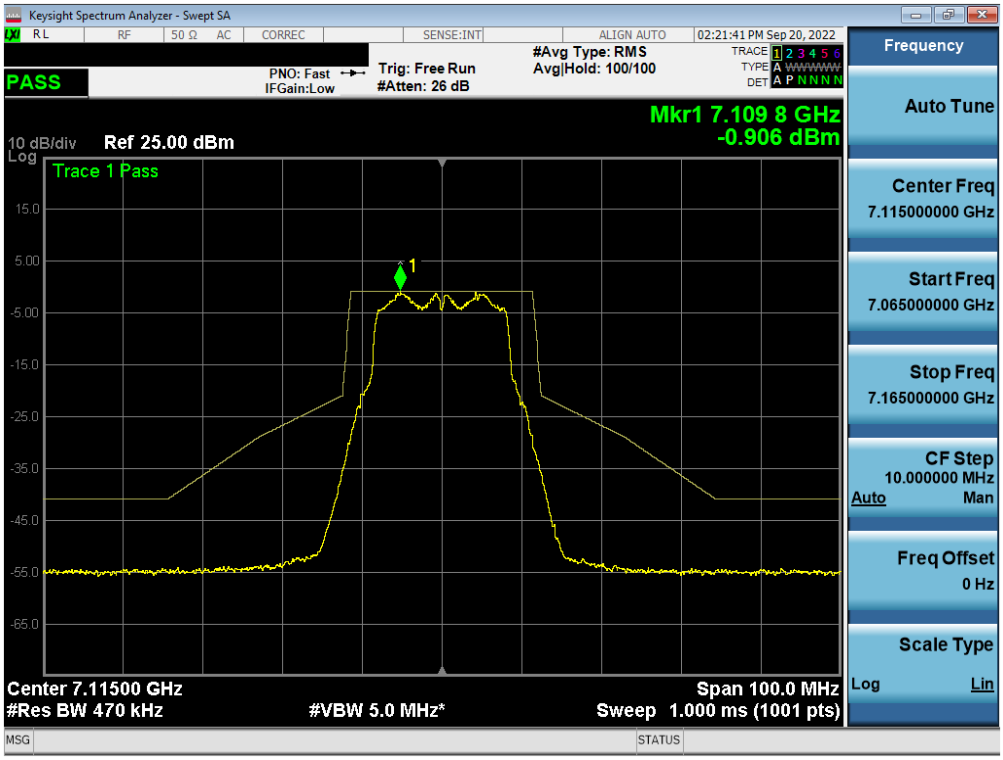


**Plot 7-303. In-Band Emission Plot Measurement MIMO ANT2 (20MHz 802.11a (UNII Band 8) – Ch. 233)**

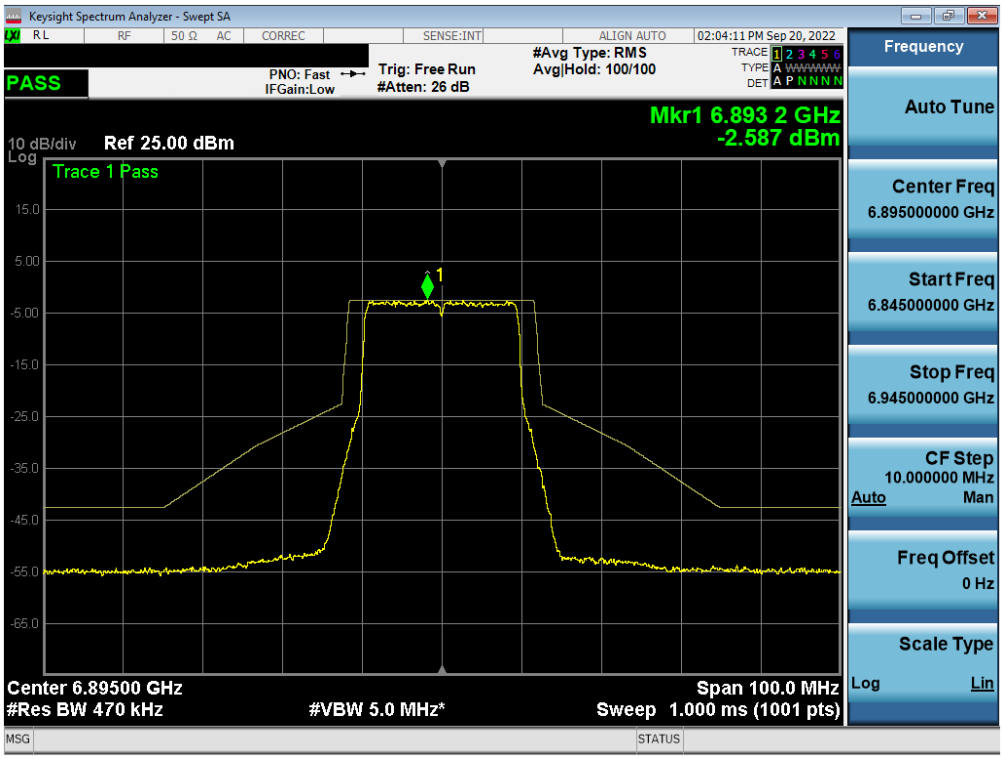


**Plot 7-304. In-Band Emission Plot Measurement MIMO ANT2 (20MHz 802.11ax (UNII Band 8) – Ch. 189)**




© 2022 ELEMENT V 9.0 02/01/2019

Unless otherwise specified, no part of this report may be reproduced or utilized in any part, form or by any means, electronic or mechanical, including photocopying and microfilm, without permission in writing from Element. If you have any questions about this or have an inquiry about obtaining additional rights to this report or assembly of contents thereof, please contact ct.info@element.com.

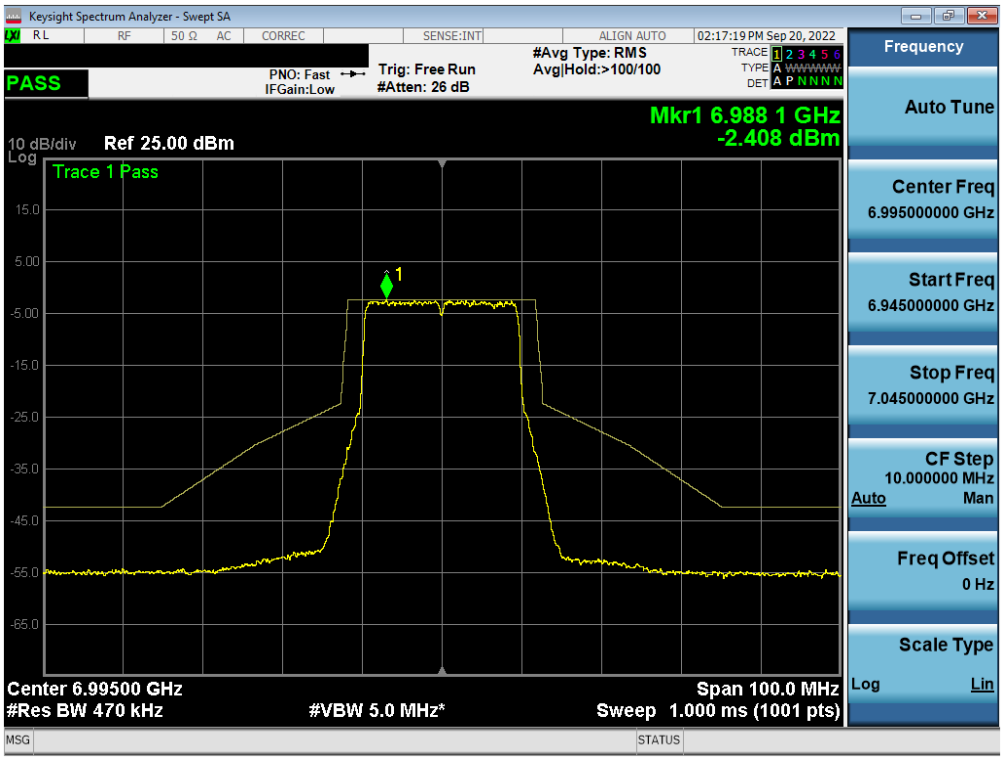


**Plot 7-305. In-Band Emission Plot Measurement MIMO ANT2 (20MHz 802.11ax (UNII Band 8) – Ch. 209)**

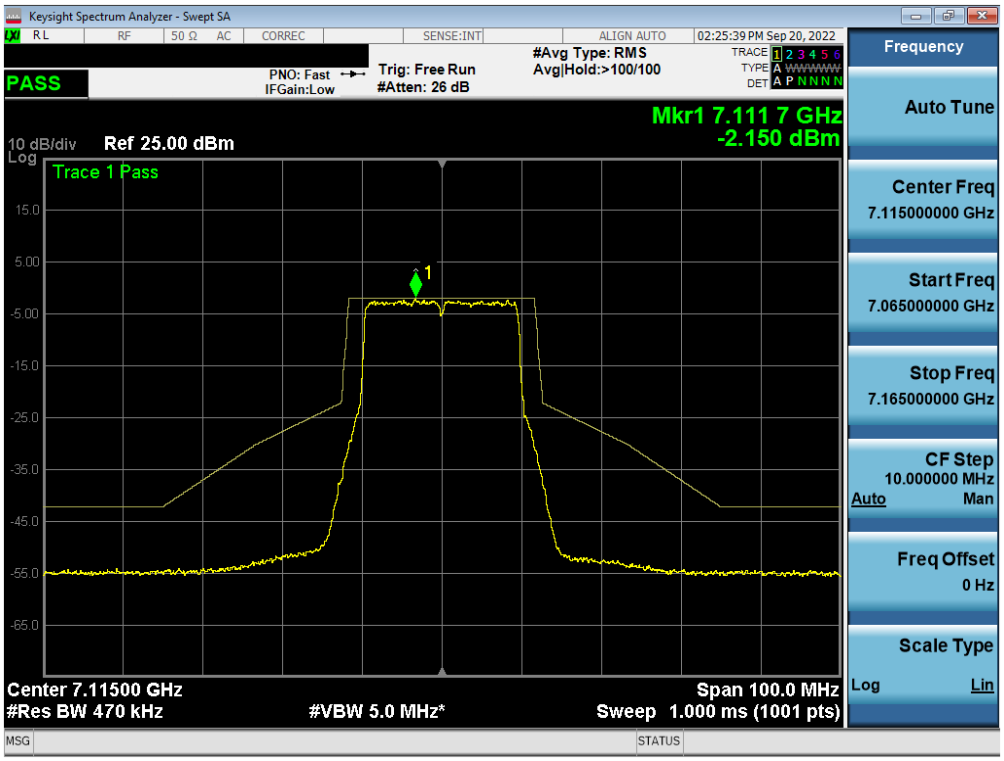


**Plot 7-306. In-Band Emission Plot Measurement MIMO ANT2 (20MHz 802.11ax (UNII Band 8) – Ch. 233)**




© 2022 ELEMENT V 9.0 02/01/2019

Unless otherwise specified, no part of this report may be reproduced or utilized in any part, form or by any means, electronic or mechanical, including photocopying and microfilm, without permission in writing from Element. If you have any questions about this or have an inquiry about obtaining additional rights to this report or assembly of contents thereof, please contact ct.info@element.com.

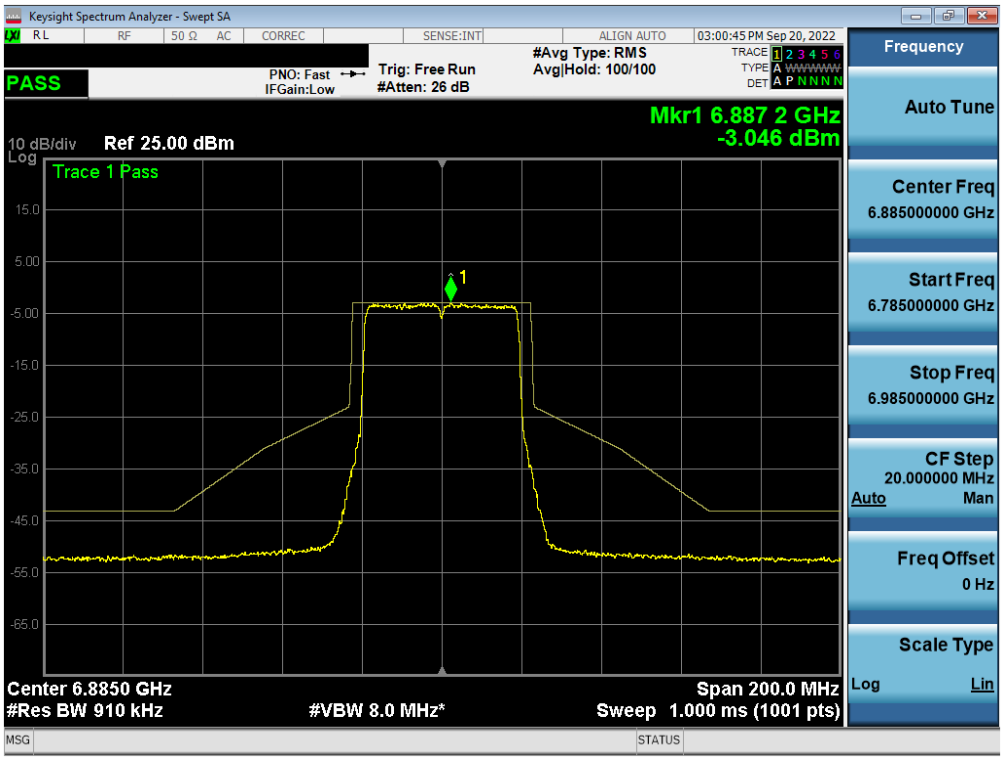


**Plot 7-307. In-Band Emission Plot Measurement MIMO ANT2 (40MHz 802.11ax (UNII Band 8) – Ch. 187)**

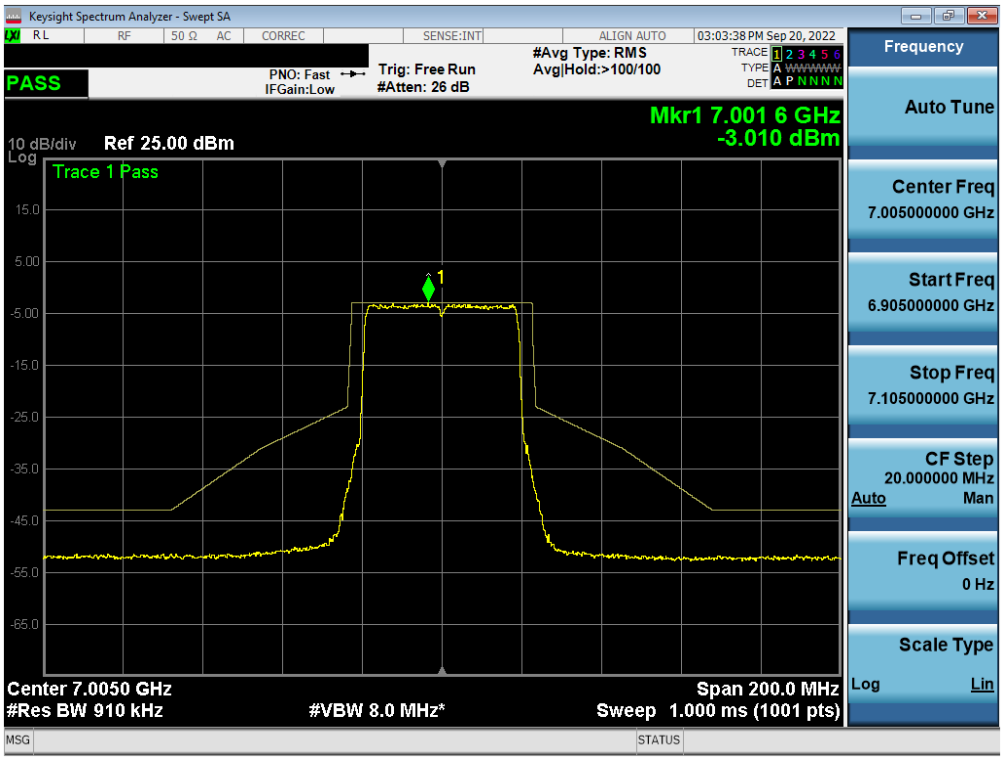


**Plot 7-308. In-Band Emission Plot Measurement MIMO ANT2 (40MHz 802.11ax (UNII Band 8) – Ch. 211)**




© 2022 ELEMENT V 9.0 02/01/2019

Unless otherwise specified, no part of this report may be reproduced or utilized in any part, form or by any means, electronic or mechanical, including photocopying and microfilm, without permission in writing from Element. If you have any questions about this or have an inquiry about obtaining additional rights to this report or assembly of contents thereof, please contact ct.info@element.com.

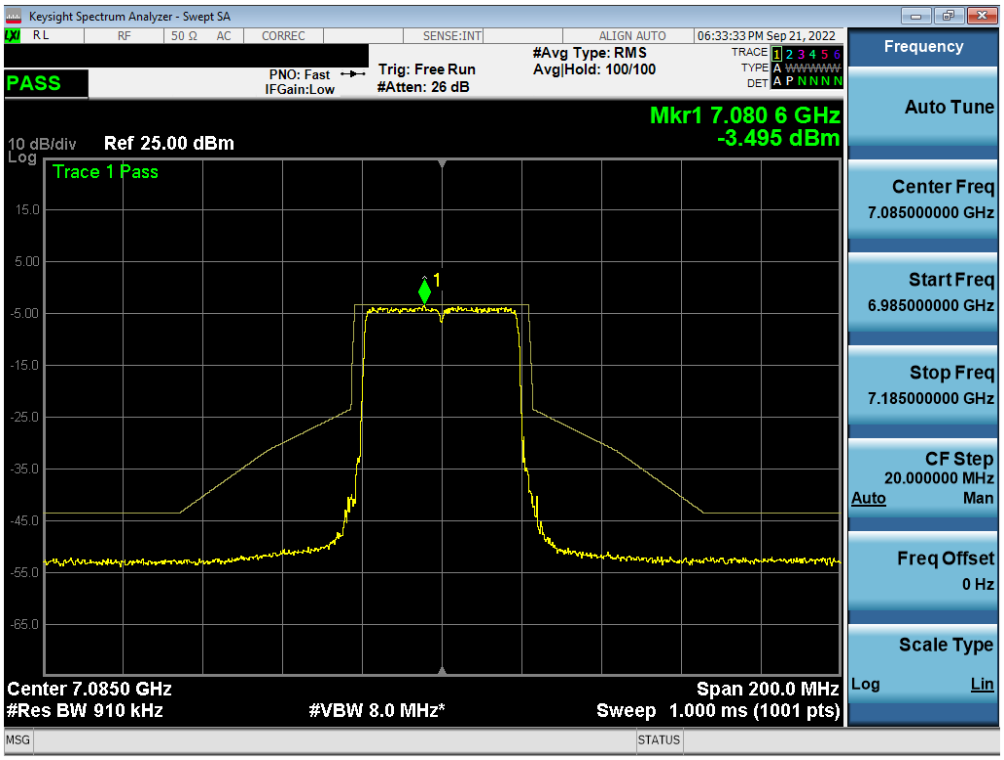


**Plot 7-309. In-Band Emission Plot Measurement MIMO ANT2 (40MHz 802.11ax (UNII Band 8) – Ch. 227)**

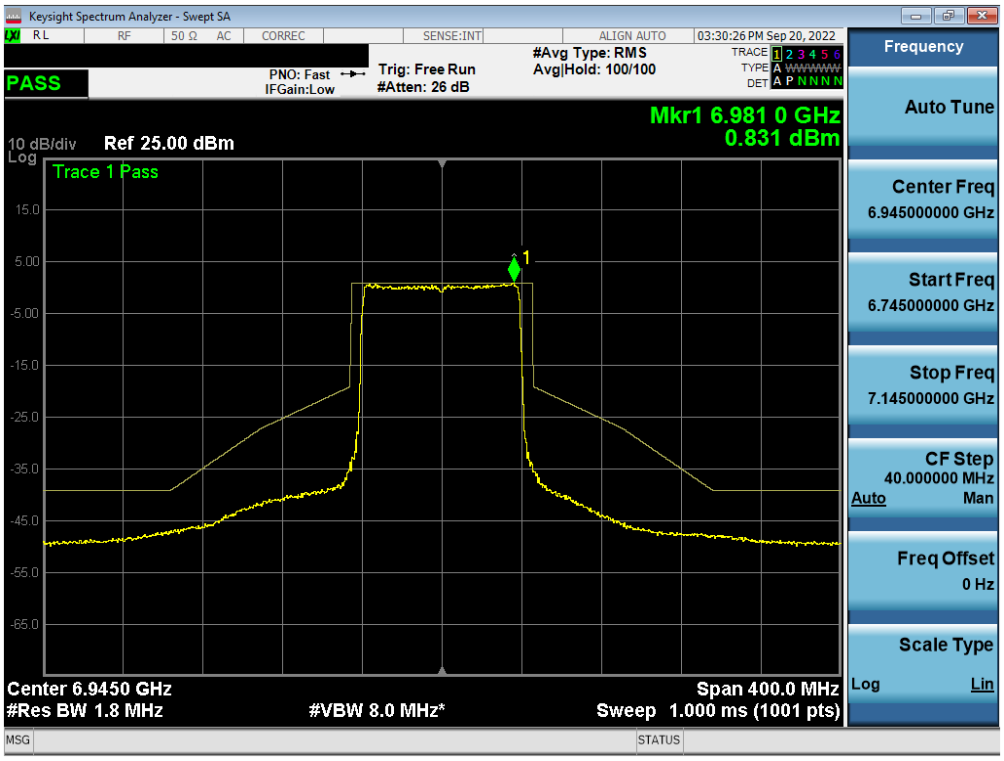


**Plot 7-310. In-Band Emission Plot Measurement MIMO ANT2 (80MHz 802.11ax (UNII Band 8) – Ch. 199)**



© 2022 ELEMENT V 9.0 02/01/2019
Unless otherwise specified, no part of this report may be reproduced or utilized in any part, form or by any means, electronic or mechanical, including photocopying and microfilm, without permission in writing from Element. If you have any questions about this or have an inquiry about obtaining additional rights to this report or assembly of contents thereof, please contact ct.info@element.com.

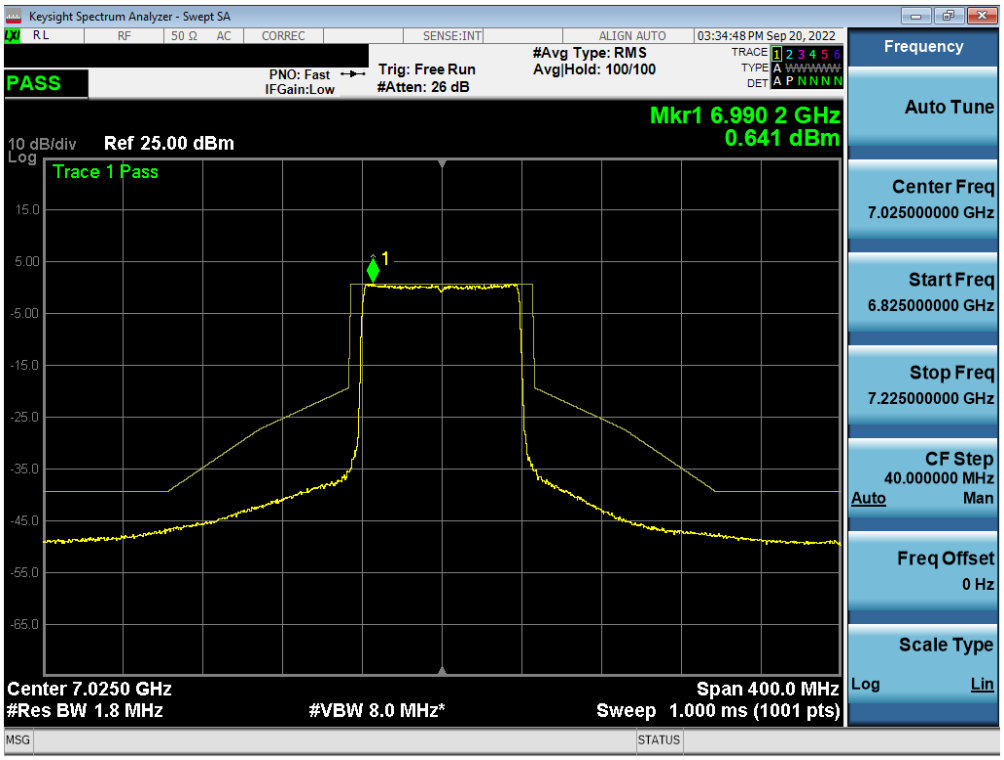


**Plot 7-311. In-Band Emission Plot Measurement MIMO ANT2 (80MHz 802.11ax (UNII Band 8) – Ch. 215)**

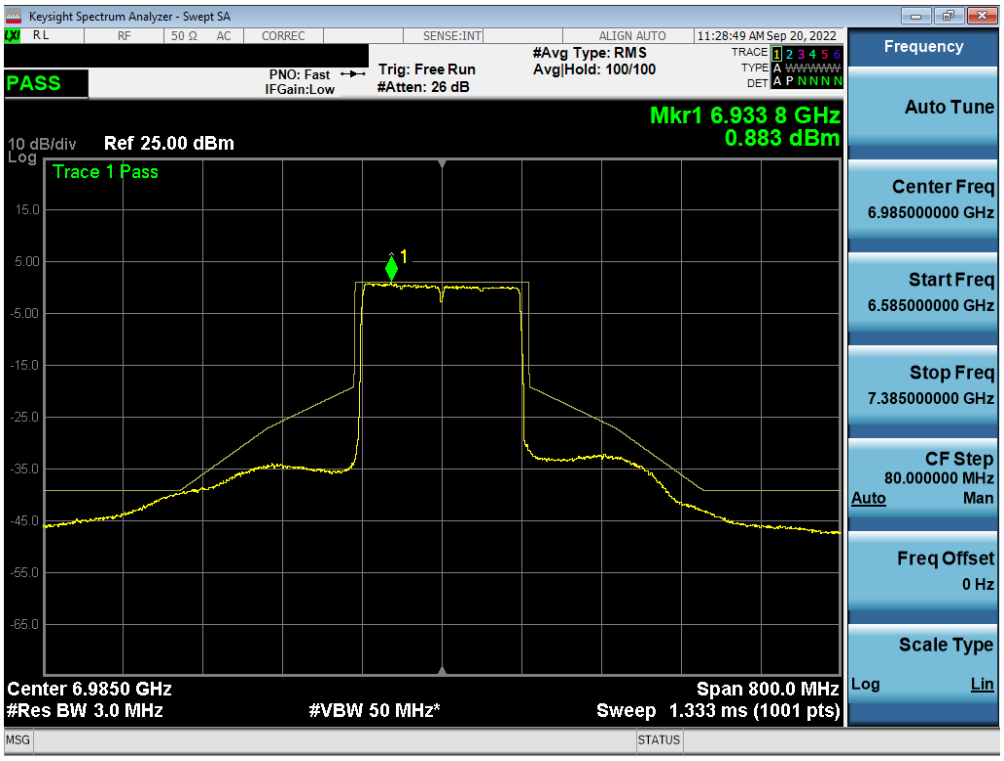


**Plot 7-312. In-Band Emission Plot Measurement MIMO ANT2 (160MHz 802.11ax (UNII Band 8) – Ch. 207)**




© 2022 ELEMENT V 9.0 02/01/2019

Unless otherwise specified, no part of this report may be reproduced or utilized in any part, form or by any means, electronic or mechanical, including photocopying and microfilm, without permission in writing from Element. If you have any questions about this or have an inquiry about obtaining additional rights to this report or assembly of contents thereof, please contact ct.info@element.com.

## 7.6 Contention Based Protocol – 802.11a/ax

**§15.407(d)(6)**

### Test Overview and Limit

Indoor access points, subordinate devices and client devices operating in the 5.925-7.125 GHz band (herein referred to as unlicensed devices) are required to use technologies that include a contention-based protocol to avoid co-channel interference with incumbent devices sharing the band. To ensure incumbent co-channel operations are detected in a technology-agnostic manner, unlicensed devices are required to detect co-channel radio frequency energy (energy detect) and avoid simultaneous transmission.

Unlicensed indoor low-power devices must detect co-channel radio frequency power that is at least -62 dBm or lower. Upon detection of energy in the band, unlicensed low power indoor devices must vacate the channel and stay off the channel as long as detected radio frequency power is equal to or greater than the threshold (-62 dBm). The -62 dBm (or lower) threshold is referenced to a 0 dBi antenna gain.

To ensure incumbent operations are reliably detected in the band, low power indoor devices must detect RF energy throughout their intended operating channel.

### Test Procedure Used

KDB 987594 D02 v01r01

### Test Settings

1. Configure the EUT to transmit with a constant duty cycle.
2. Set the operating parameters of the EUT including power level, operating frequency, modulation and bandwidth.
3. Set the signal analyzer center frequency to the nominal EUT channel center frequency. The span range of the signal analyzer shall be between two times and five times the OBW of the EUT. Connect the output port of the EUT to the signal analyzer 2. Ensure that the attenuator 2 provides enough attenuation to not overload the signal analyzer 2 receiver.
4. Monitoring the signal analyzer 2, verify the EUT is operating and transmitting with the parameters set at step two.
5. Using an AWGN signal source, generate (but do not transmit, i.e., RF OFF) a 10 MHz-wide AWGN signal. Use Table 1 to determine the center frequency of the 10 MHz AWGN signal relative to the EUT's channel bandwidth and center frequency.
6. Set the AWGN signal power to an extremely low level (more than 20 dB below the -62 dBm threshold). Connect the AWGN signal source, via a 3-dB splitter, to the signal analyzer 1 and the EUT as shown in Figure 2.
7. Transmit the AWGN signal (RF ON) and verify its characteristics on the signal analyzer 1.
8. Monitor the signal analyzer 2 to verify if the AWGN signal has been detected and the EUT has ceased transmission. If the EUT continues to transmit, then incrementally increase the AWGN signal power level until the EUT stops transmitting.
9. (Including all losses in the RF paths) Determine and record the AWGN signal power level (at the EUT's antenna port) at which the EUT ceased transmission. Repeat the procedure at least 10 times to verify the EUT can detect an AWGN signal with 90% (or better) level of certainty.
10. Refer to Table 1 of KDB 987594 D02 v01r01 to determine number of times the detection threshold testing needs to be repeated. If testing is required more than once, then go back to step 5, choose a different center frequency for the AWGN signal and repeat the process.




© 2022 ELEMENT V 9.0 02/01/2019

Unless otherwise specified, no part of this report may be reproduced or utilized in any part, form or by any means, electronic or mechanical, including photocopying and microfilm, without permission in writing from Element. If you have any questions about this or have an inquiry about obtaining additional rights to this report or assembly of contents thereof, please contact ct.info@element.com.

## Test Setup

The EUT and measurement equipment were set up as shown in the diagram below.

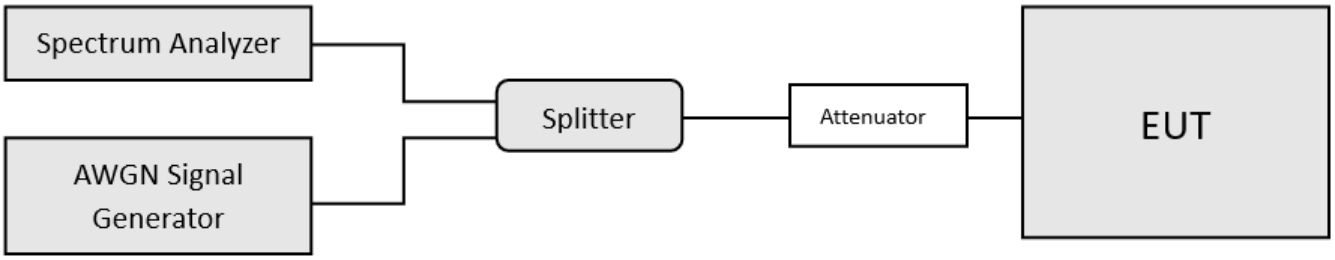


**Figure 7-5. Contention-based protocol test setup, conducted method**

## Test Notes

1. Per guidance from KDB 987594 D02 v01r01, contention based protocol was tested using an AWGN signal with a bandwidth of 10MHz (see Plot 7-313). The amplitude of the signal was increased until detected by the EUT, signaled by the ceasing of transmission (see Plot 7-329), M1 indicates the point at which the AWGN signal is introduced. D1 indicates where the AWGN signal is terminated, at least 10 seconds following M1.
2. 15 trials were ran in order to assure that at least 90% of certainty was met.
3. Per Guidance from KDB 987594 D04 v01, contention based protocol was tested with receiver with the lowest antenna gain.
4. All CBP Timing Plots shown are for the ceased condition. Some spikes that may be shown are from adjacent portions of the spectrum that are still transmiting.

Detection Level = Injected AWGN Power (dBm) – Antenna Gain (dBi) + Path Loss (dB)

**Equation 7-1. Detection Level Calculation**

| Band | Channel | Channel Freq [MHz] | Channel BW [MHz] | Incumbent Freq [MHz] | Injected (AWGN) [dBm] | Antenna Gain [dBi] | Adjusted Power Level [dBm] | Detection Limit [dBm] | Margin [dB] |
|---|---|---|---|---|---|---|---|---|---|
| UNII Band 5 | 53 | 6215 | 20 | 6215 | -85.58 | -7.27 | -78.31 | -62.0 | -16.31 |
| | 47 | 6185 | 160 | 6110 | -85.87 | -7.27 | -78.60 | -62.0 | -16.60 |
| | | | | 6185 | -83.98 | -7.27 | -76.71 | -62.0 | -14.71 |
| | | | | 6260 | -75.03 | -7.27 | -67.76 | -62.0 | -5.76 |
| UNII Band 6 | 101 | 6455 | 20 | 6455 | -89.92 | -9.94 | -79.98 | -62.0 | -17.98 |
| | 111 | 6505 | 160 | 6430 | -85.39 | -9.94 | -75.45 | -62.0 | -13.45 |
| | | | | 6505 | -85.36 | -9.94 | -75.42 | -62.0 | -13.42 |
| | | | | 6580 | -87.28 | -9.94 | -77.34 | -62.0 | -15.34 |
| UNII Band 7 | 149 | 6695 | 20 | 6695 | -86.43 | -7.45 | -78.98 | -62.0 | -16.98 |
| | 175 | 6825 | 160 | 6750 | -85.40 | -7.45 | -77.95 | -62.0 | -15.95 |
| | | | | 6825 | -83.30 | -7.45 | -75.85 | -62.0 | -13.85 |
| | | | | 6900 | -85.70 | -7.45 | -78.25 | -62.0 | -16.25 |
| UNII Band 8 | 197 | 6935 | 20 | 6935 | -89.93 | -5.75 | -84.18 | -62.0 | -22.18 |
| | 207 | 6985 | 160 | 6910 | -82.94 | -5.75 | -77.19 | -62.0 | -15.19 |
| | | | | 6985 | -85.95 | -5.75 | -80.20 | -62.0 | -18.20 |
| | | | | 7060 | -87.98 | -5.75 | -82.23 | -62.0 | -20.23 |

**Table 7-8. Contention Based Protocol – Incumbent Detection Results**



© 2022 ELEMENT V 9.0 02/01/2019
Unless otherwise specified, no part of this report may be reproduced or utilized in any part, form or by any means, electronic or mechanical, including photocopying and microfilm, without permission in writing from Element. If you have any questions about this or have an inquiry about obtaining additional rights to this report or assembly of contents thereof, please contact ct.info@element.com.

| Band | Channel | Channel Freq [MHz] | Channel BW [MHz] | Incumbent Freq [MHz] | Antenna Gain [dBi] | EUT Transmission Status Adjusted AWGN Power (dBm) | | |
|---|---|---|---|---|---|---|---|---|
| | | | | | | Normal | Minimal | Ceased |
| UNII Band 5 | 53 | 6215 | 20 | 6215 | -7.27 | -83.35 | -79.31 | -78.31 |
| | 47 | 6185 | 160 | 6110 | -7.27 | -81.89 | -79.63 | -78.60 |
| | | | | 6185 | -7.27 | -78.95 | -77.43 | -76.71 |
| | | | | 6260 | -7.27 | -70.07 | -68.86 | -67.76 |
| UNII Band 6 | 101 | 6455 | 20 | 6455 | -9.94 | -81.49 | -80.88 | -79.98 |
| | 111 | 6505 | 160 | 6430 | -9.94 | -77.34 | -76.35 | -75.45 |
| | | | | 6505 | -9.94 | -78.42 | -76.63 | -75.42 |
| | | | | 6580 | -9.94 | -78.54 | -78.09 | -77.34 |
| UNII Band 7 | 149 | 6695 | 20 | 6695 | -7.45 | -81.06 | -79.67 | -78.98 |
| | 175 | 6825 | 160 | 6750 | -7.45 | -80.95 | -78.95 | -77.95 |
| | | | | 6825 | -7.45 | -79.05 | -77.05 | -75.85 |
| | | | | 6900 | -7.45 | -80.65 | -79.25 | -78.25 |
| UNII Band 8 | 197 | 6935 | 20 | 6935 | -5.75 | -85.18 | -84.78 | -84.18 |
| | 207 | 6985 | 160 | 6910 | -5.75 | -78.39 | -77.99 | -77.19 |
| | | | | 6985 | -5.75 | -82.80 | -81.20 | -80.20 |
| | | | | 7060 | -5.75 | -84.91 | -83.47 | -82.23 |

**Table 7-9. Contention Based Protocol – Detection Results – All Tx Cases**

| CBP Detection (1 = Detection, Blank = No Detection) | | | | | | | | | | | | | | | | | | | | |
|---|---|---|---|---|---|---|---|---|---|---|---|---|---|---|---|---|---|---|---|---|
| Band | Channel | Channel Freq [MHz] | Channel BW [MHz] | Incumbent Freq [MHz] | 1 | 2 | 3 | 4 | 5 | 6 | 7 | 8 | 9 | 10 | 11 | 12 | 13 | 14 | 15 | Detection Rate (%) |
| UNII Band 5 | 53 | 6215 | 20 | 6215 | 1 | 1 | 1 | 1 | 1 | 1 | 1 | 1 | 1 | 1 | 1 | 1 | 1 | 1 | 1 | 100 |
| | 47 | 6185 | 160 | 6110 | 1 | 1 | 1 | 1 | 1 | 1 | 1 | 1 | 1 | 1 | 1 | 1 | 1 | 1 | 1 | 100 |
| | | | | 6185 | 1 | 1 | 1 | 1 | 1 | 1 | 1 | 1 | 1 | 1 | 1 | 1 | 1 | 1 | 1 | 100 |
| | | | | 6260 | 1 | 1 | 1 | 1 | 1 | 1 | 1 | 1 | 1 | 1 | 1 | 1 | 1 | 1 | 1 | 100 |
| UNII Band 6 | 101 | 6455 | 20 | 6455 | 1 | 1 | 1 | 1 | 1 | 1 | 1 | 1 | 1 | 1 | 1 | 1 | 1 | 1 | 1 | 100 |
| | 111 | 6505 | 160 | 6430 | 1 | 1 | 1 | 1 | 1 | 1 | 1 | 1 | 1 | 1 | 1 | 1 | 1 | 1 | 1 | 100 |
| | | | | 6505 | 1 | 1 | 1 | 1 | 1 | 1 | 1 | 1 | 1 | 1 | 1 | 1 | 1 | 1 | 1 | 100 |
| | | | | 6580 | 1 | 1 | 1 | 1 | 1 | 1 | 1 | 1 | 1 | 1 | 1 | 1 | 1 | 1 | 1 | 100 |
| UNII Band 7 | 149 | 6695 | 20 | 6695 | 1 | 1 | 1 | 1 | 1 | 1 | 1 | 1 | 1 | 1 | 1 | 1 | 1 | 1 | 1 | 100 |
| | 175 | 6825 | 160 | 6750 | 1 | 1 | 1 | 1 | 1 | 1 | 1 | 1 | 1 | 1 | 1 | 1 | 1 | 1 | 1 | 100 |
| | | | | 6825 | 1 | 1 | 1 | 1 | 1 | 1 | 1 | 1 | 1 | 1 | 1 | 1 | 1 | 1 | 1 | 100 |
| | | | | 6900 | 1 | 1 | 1 | 1 | 1 | 1 | 1 | 1 | 1 | 1 | 1 | 1 | 1 | 1 | 1 | 100 |
| UNII Band 8 | 197 | 6935 | 20 | 6935 | 1 | 1 | 1 | 1 | 1 | 1 | 1 | 1 | 1 | 1 | 1 | 1 | 1 | 1 | 1 | 100 |
| | 207 | 6985 | 160 | 6910 | 1 | 1 | 1 | 1 | 1 | 1 | 1 | 1 | 1 | 1 | 1 | 1 | 1 | 1 | 1 | 100 |
| | | | | 6985 | 1 | 1 | 1 | 1 | 1 | 1 | 1 | 1 | 1 | 1 | 1 | 1 | 1 | 1 | 1 | 100 |
| | | | | 7060 | 1 | 1 | 1 | 1 | 1 | 1 | 1 | 1 | 1 | 1 | 1 | 1 | 1 | 1 | 1 | 100 |

**Table 7-10. Contention Based Protocol – Incumbent Detection Trial Results**




© 2022 ELEMENT V 9.0 02/01/2019

Unless otherwise specified, no part of this report may be reproduced or utilized in any part, form or by any means, electronic or mechanical, including photocopying and microfilm, without permission in writing from Element. If you have any questions about this or have an inquiry about obtaining additional rights to this report or assembly of contents thereof, please contact ct.info@element.com.

## AWGN Plots

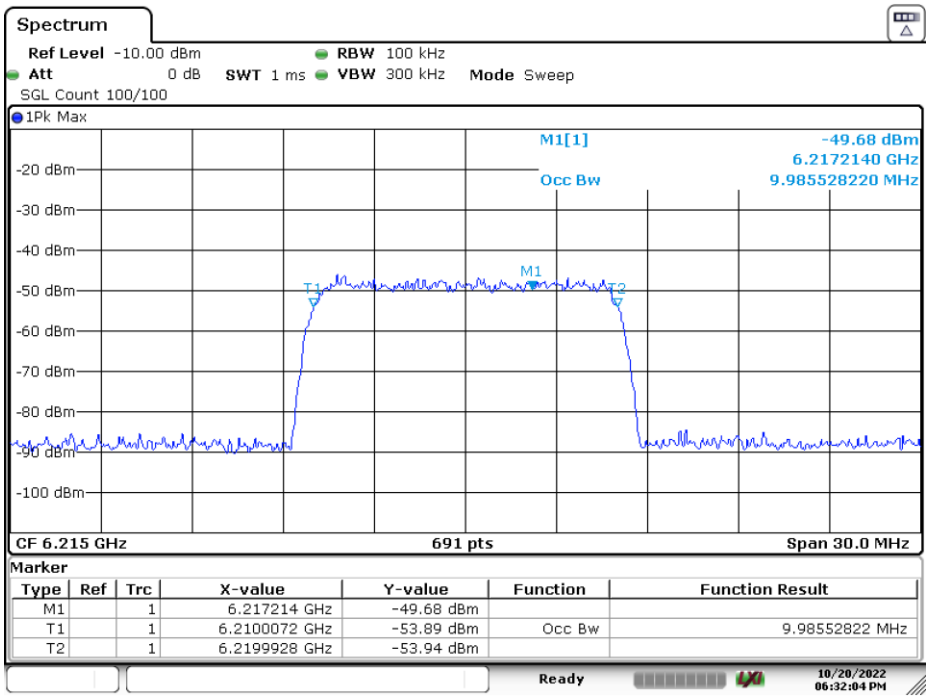


Date: 20.OCT.2022 18:32:03

**Plot 7-313. AWGN Signal – UNII 5 – 20MHz**

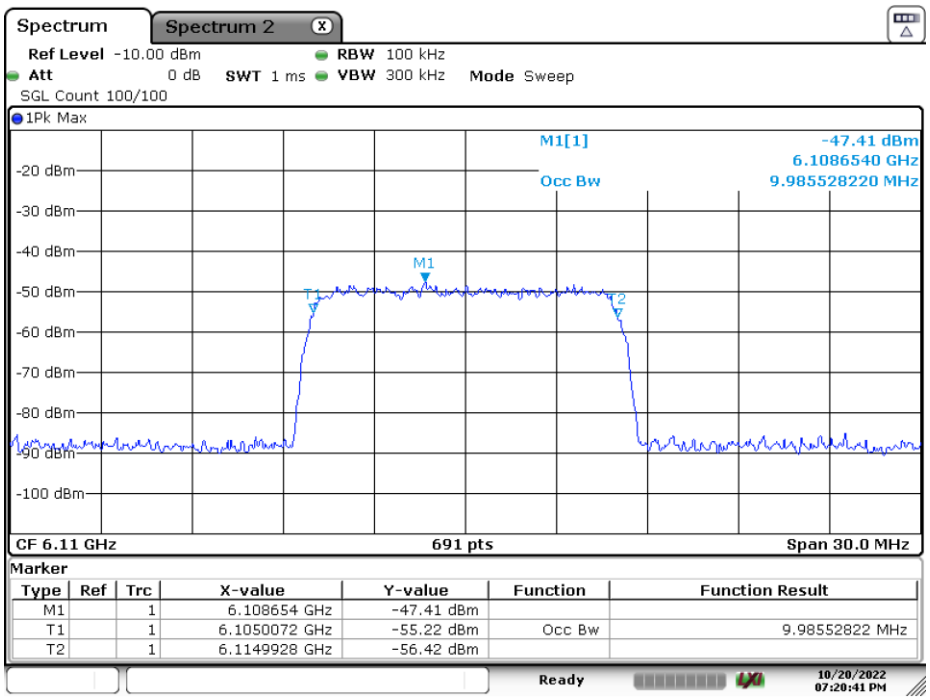


Date: 20.OCT.2022 19:20:41

**Plot 7-314. AWGN Signal – UNII 5 – 160MHz - Low**




© 2022 ELEMENT V 9.0 02/01/2019

Unless otherwise specified, no part of this report may be reproduced or utilized in any part, form or by any means, electronic or mechanical, including photocopying and microfilm, without permission in writing from Element. If you have any questions about this or have an inquiry about obtaining additional rights to this report or assembly of contents thereof, please contact ct.info@element.com.

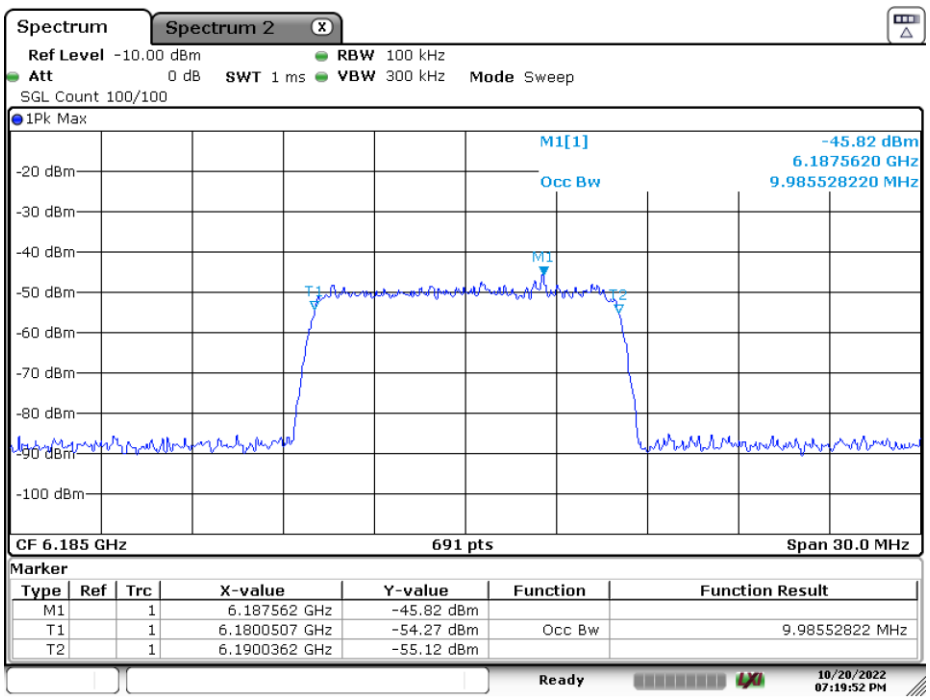


Date: 20.OCT.2022 19:19:52

**Plot 7-315. AWGN Signal – UNII 5 – 160MHz - Mid**

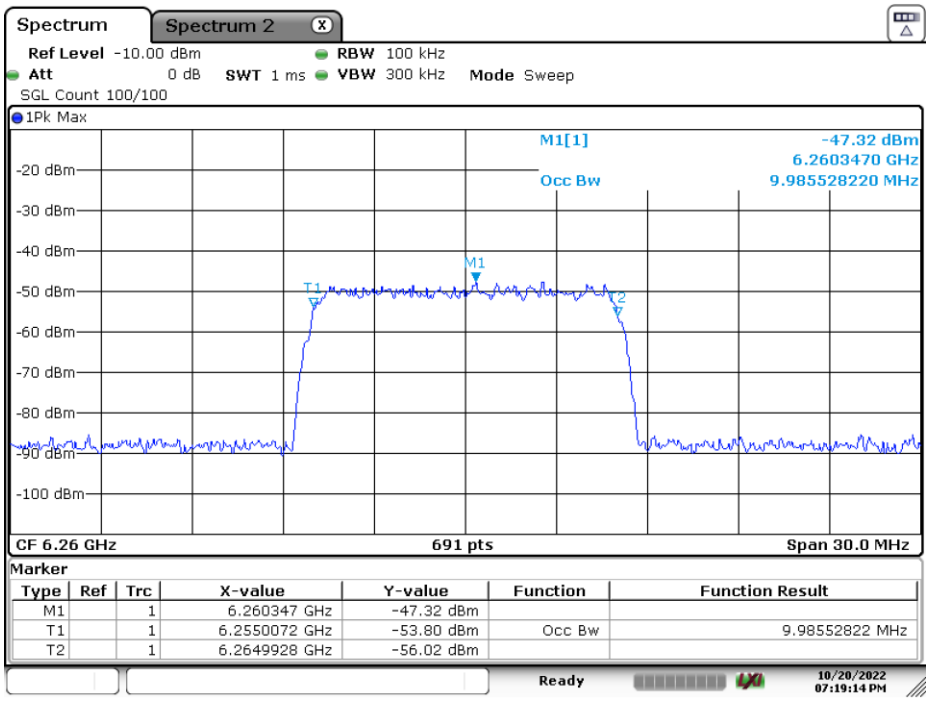


Date: 20.OCT.2022 19:19:13

**Plot 7-316. AWGN Signal – UNII 5 – 160MHz - High**




© 2022 ELEMENT V 9.0 02/01/2019

Unless otherwise specified, no part of this report may be reproduced or utilized in any part, form or by any means, electronic or mechanical, including photocopying and microfilm, without permission in writing from Element. If you have any questions about this or have an inquiry about obtaining additional rights to this report or assembly of contents thereof, please contact ct.info@element.com.

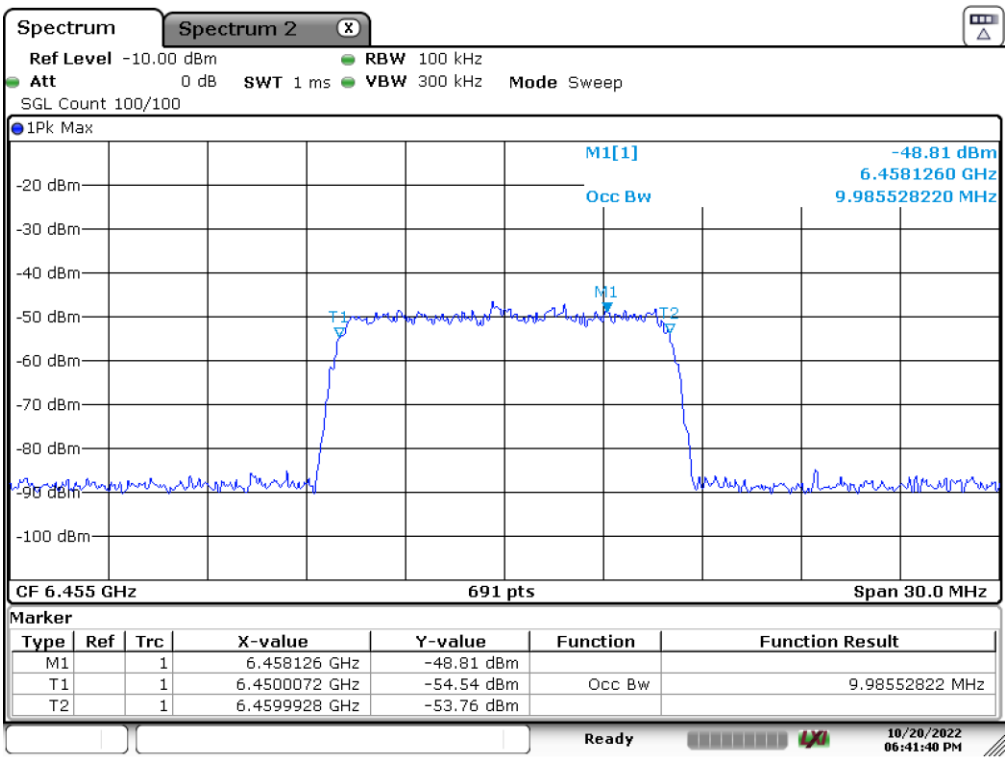


Date: 20.OCT.2022 18:41:40

**Plot 7-317. AWGN Signal – UNII 6 – 20MHz**

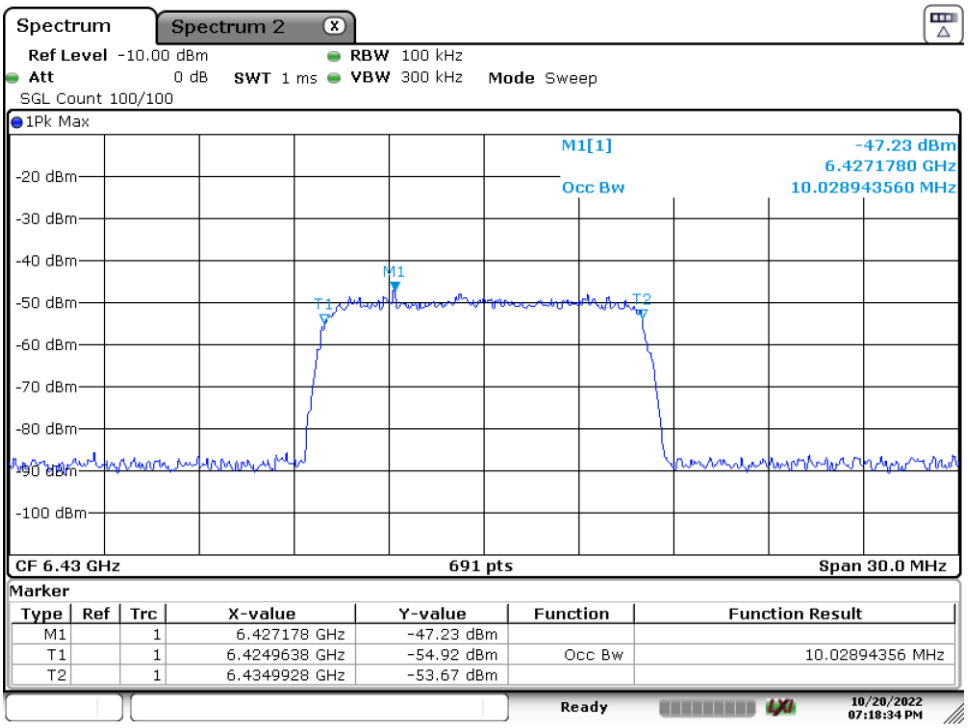


Date: 20.OCT.2022 19:18:34

**Plot 7-318. AWGN Signal – UNII 6 – 160MHz - Low**




© 2022 ELEMENT V 9.0 02/01/2019

Unless otherwise specified, no part of this report may be reproduced or utilized in any part, form or by any means, electronic or mechanical, including photocopying and microfilm, without permission in writing from Element. If you have any questions about this or have an inquiry about obtaining additional rights to this report or assembly of contents thereof, please contact ct.info@element.com.

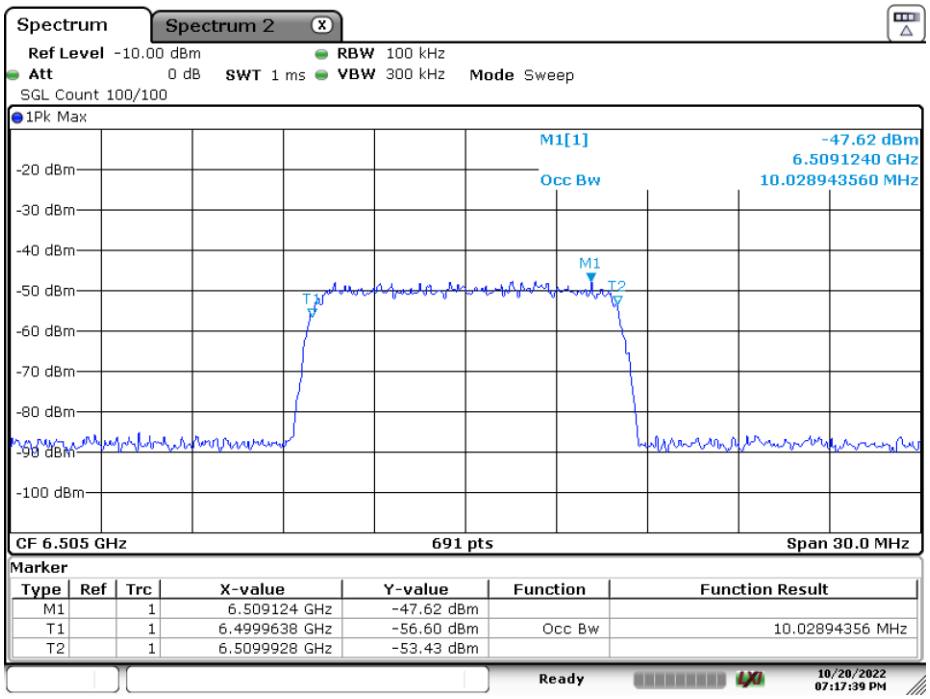


Date: 20.OCT.2022 19:17:39

**Plot 7-319. AWGN Signal – UNII 6 – 160MHz - Mid**

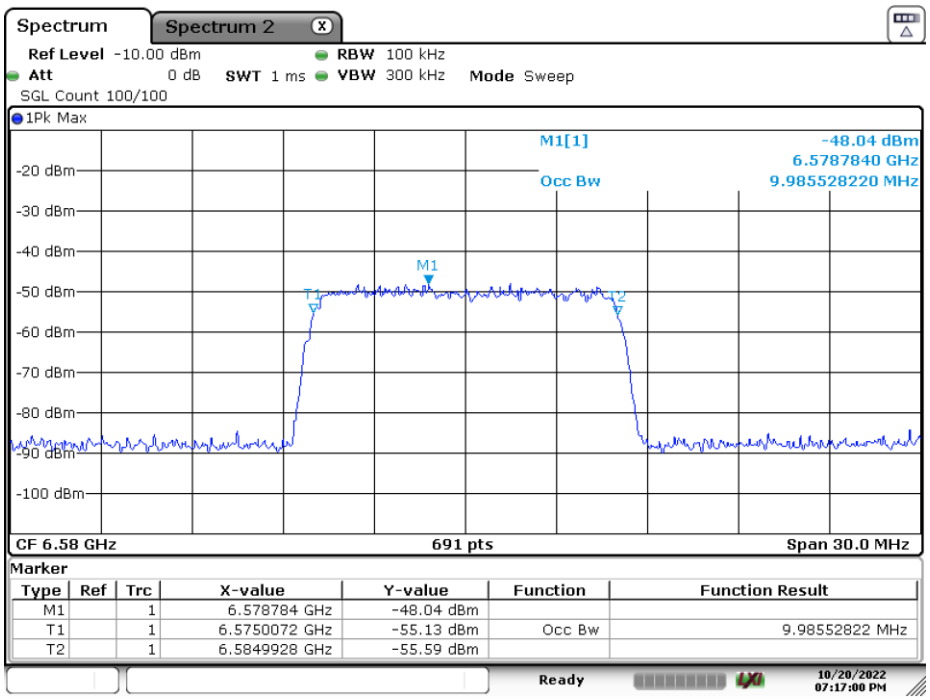


Date: 20.OCT.2022 19:17:00

**Plot 7-320. AWGN Signal – UNII 6 – 160MHz - High**




© 2022 ELEMENT V 9.0 02/01/2019

Unless otherwise specified, no part of this report may be reproduced or utilized in any part, form or by any means, electronic or mechanical, including photocopying and microfilm, without permission in writing from Element. If you have any questions about this or have an inquiry about obtaining additional rights to this report or assembly of contents thereof, please contact ct.info@element.com.

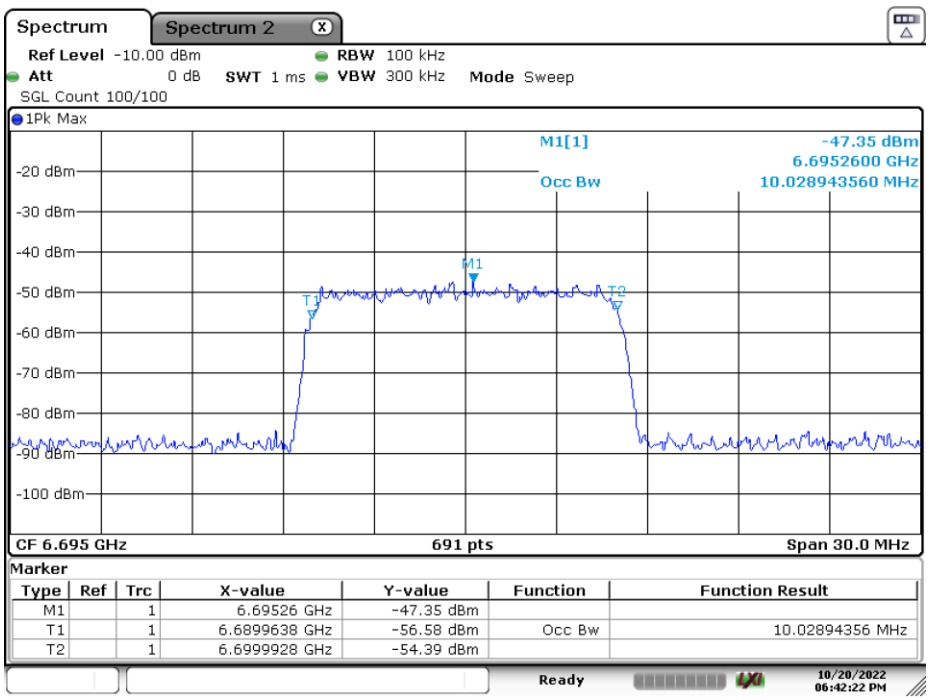


Date: 20.OCT.2022 18:42:21

**Plot 7-321. AWGN Signal – UNII 7 – 20MHz**

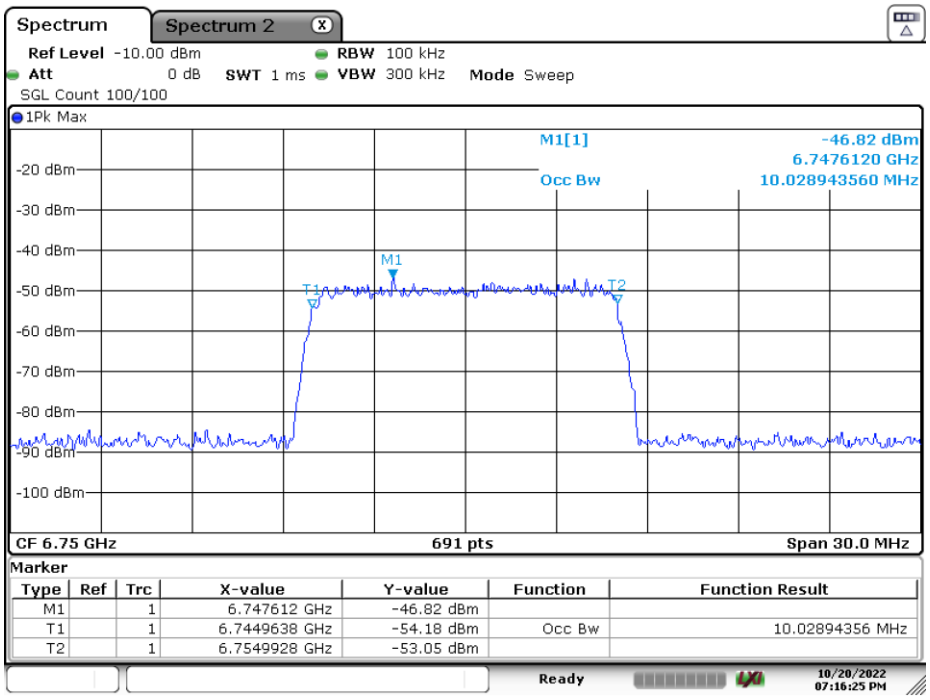


Date: 20.OCT.2022 19:16:25

**Plot 7-322. AWGN Signal – UNII 7 – 160MHz - Low**




© 2022 ELEMENT V 9.0 02/01/2019

Unless otherwise specified, no part of this report may be reproduced or utilized in any part, form or by any means, electronic or mechanical, including photocopying and microfilm, without permission in writing from Element. If you have any questions about this or have an inquiry about obtaining additional rights to this report or assembly of contents thereof, please contact ct.info@element.com.

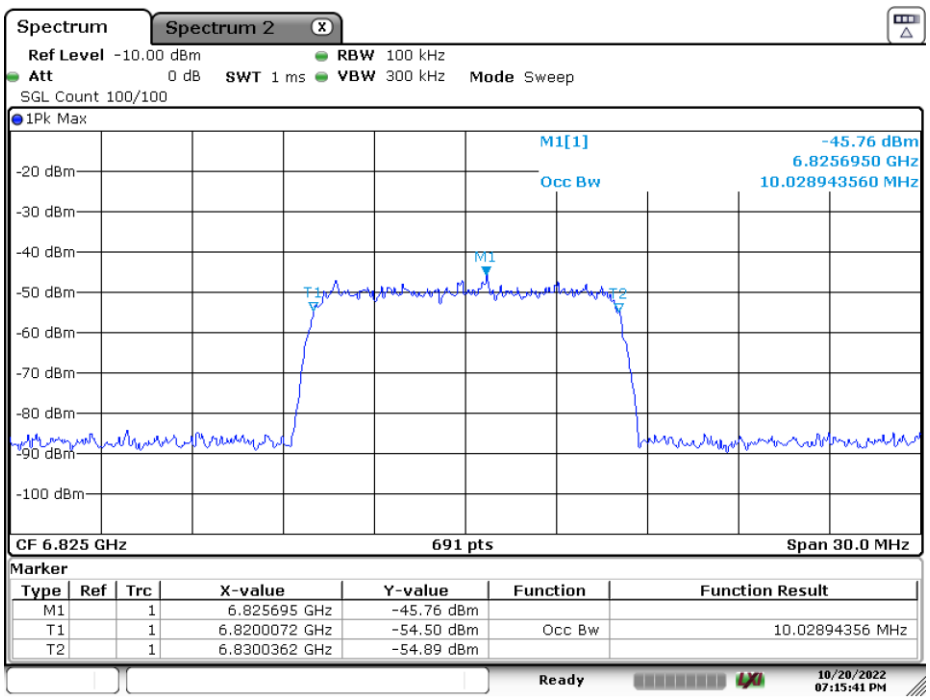


Date: 20.OCT.2022 19:15:40

**Plot 7-323. AWGN Signal – UNII 7 – 160MHz - Mid**

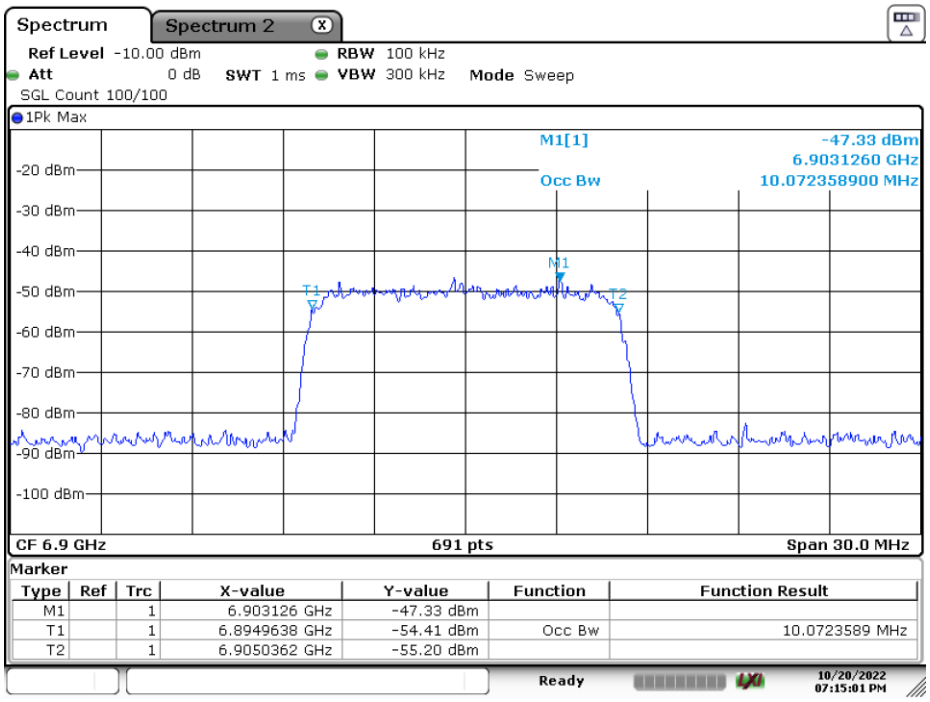


Date: 20.OCT.2022 19:15:01

**Plot 7-324. AWGN Signal – UNII 7 – 160MHz - High**




© 2022 ELEMENT V 9.0 02/01/2019

Unless otherwise specified, no part of this report may be reproduced or utilized in any part, form or by any means, electronic or mechanical, including photocopying and microfilm, without permission in writing from Element. If you have any questions about this or have an inquiry about obtaining additional rights to this report or assembly of contents thereof, please contact ct.info@element.com.

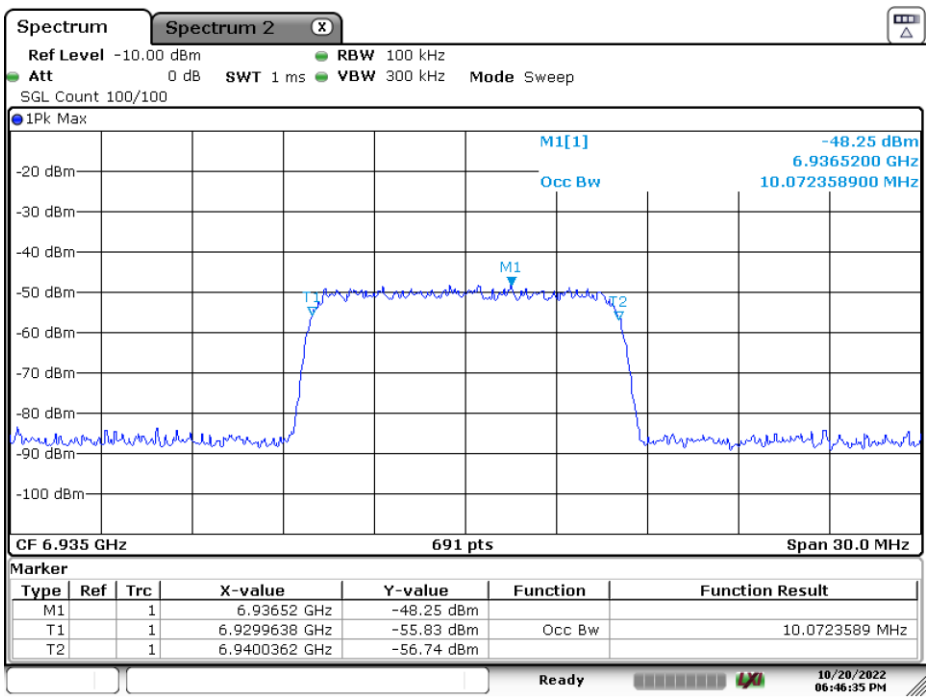


Date: 20.OCT.2022 18:46:35

**Plot 7-325. AWGN Signal – UNII 8 – 20MHz**

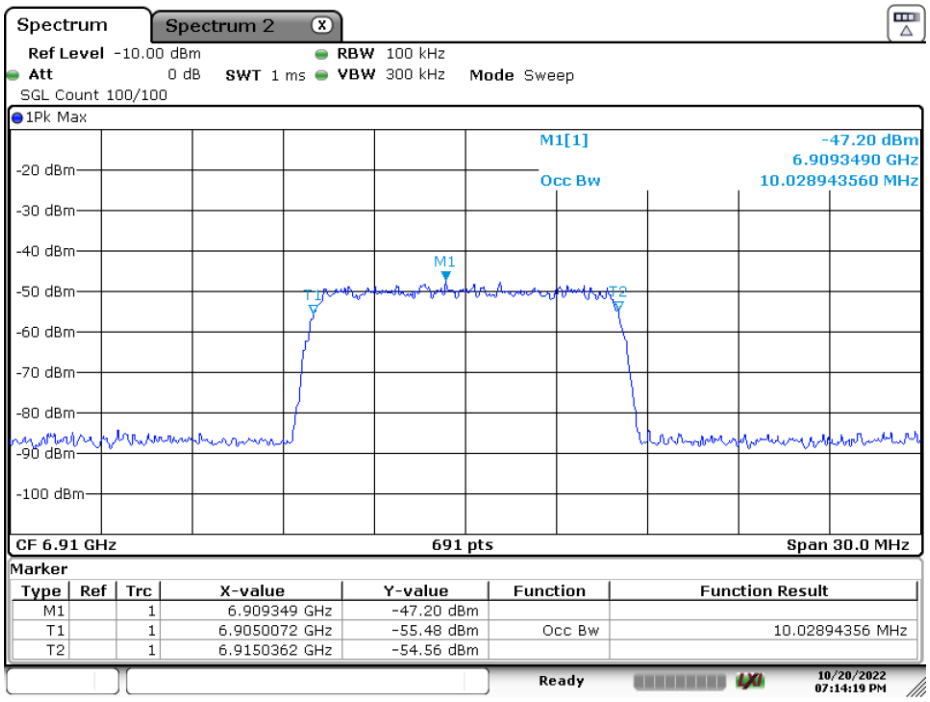


Date: 20.OCT.2022 19:14:18

**Plot 7-326. AWGN Signal – UNII 8 – 160MHz - Low**



© 2022 ELEMENT V 9.0 02/01/2019
Unless otherwise specified, no part of this report may be reproduced or utilized in any part, form or by any means, electronic or mechanical, including photocopying and microfilm, without permission in writing from Element. If you have any questions about this or have an inquiry about obtaining additional rights to this report or assembly of contents thereof, please contact ct.info@element.com.

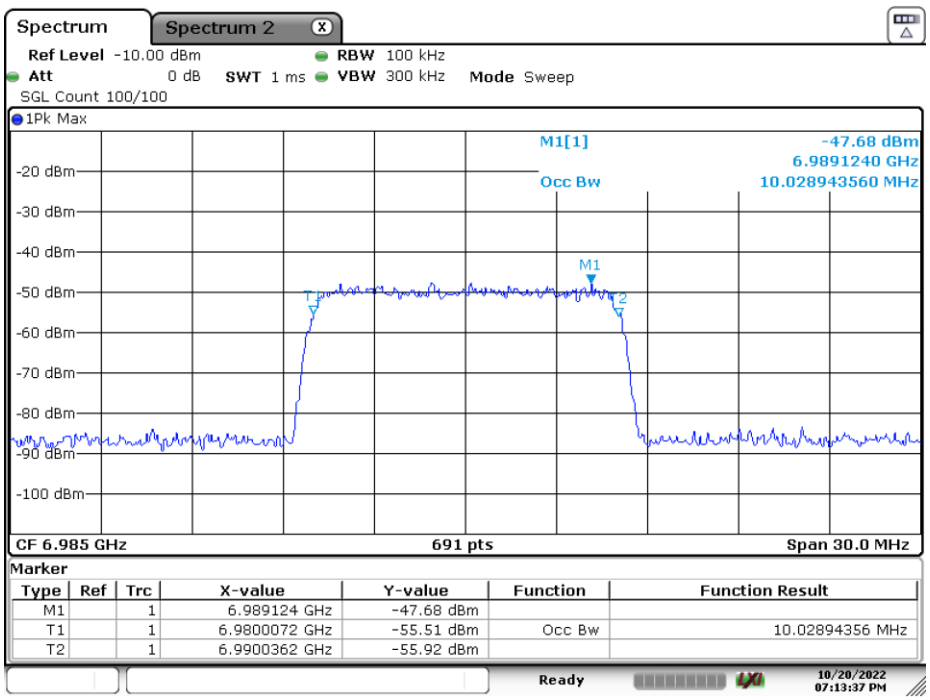


Date: 20.OCT.2022 19:13:37

**Plot 7-327. AWGN Signal – UNII 8 – 160MHz - Mid**

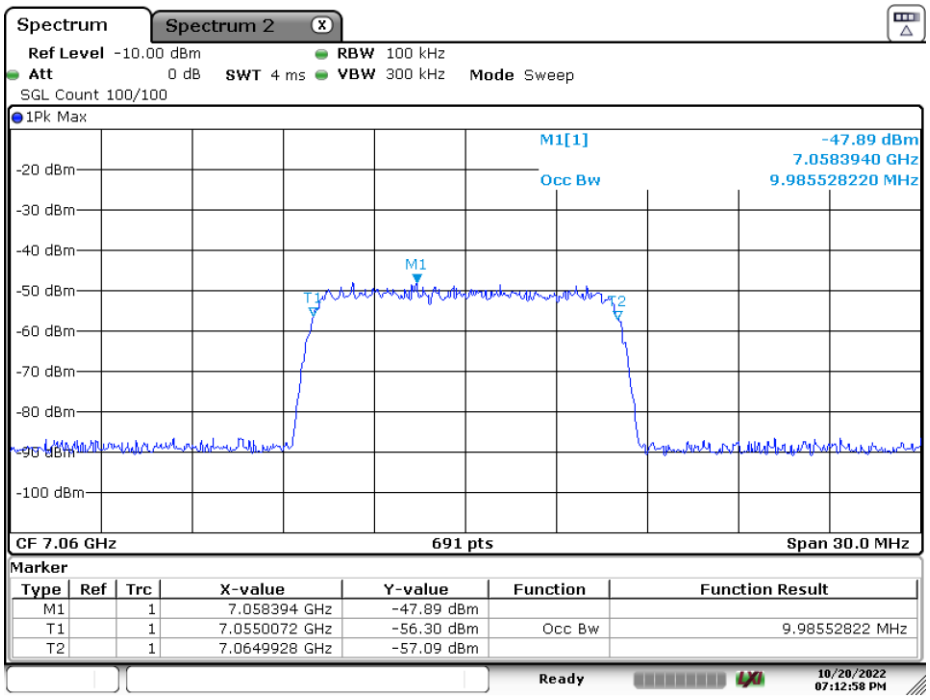


Date: 20.OCT.2022 19:12:58

**Plot 7-328. AWGN Signal – UNII 8 – 160MHz - High**




© 2022 ELEMENT V 9.0 02/01/2019

Unless otherwise specified, no part of this report may be reproduced or utilized in any part, form or by any means, electronic or mechanical, including photocopying and microfilm, without permission in writing from Element. If you have any questions about this or have an inquiry about obtaining additional rights to this report or assembly of contents thereof, please contact ct.info@element.com.

## CBP Timing Plots

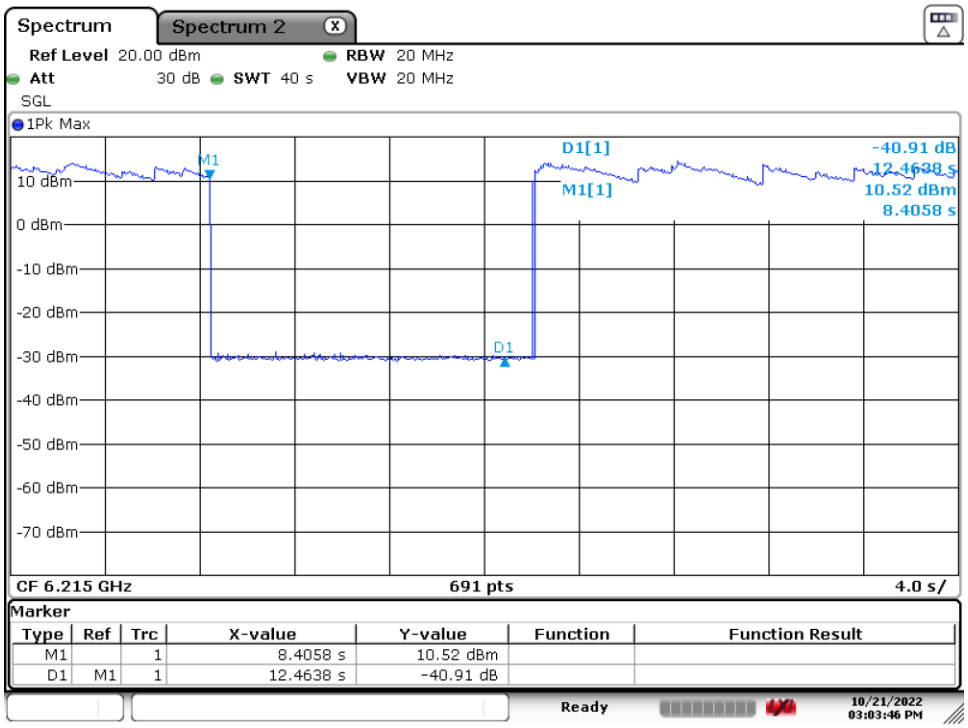


Date: 21.OCT.2022 15:03:45

**Plot 7-329. Contention Based Protocol Timing Plot – UNII 5 – 20MHz Ch53**

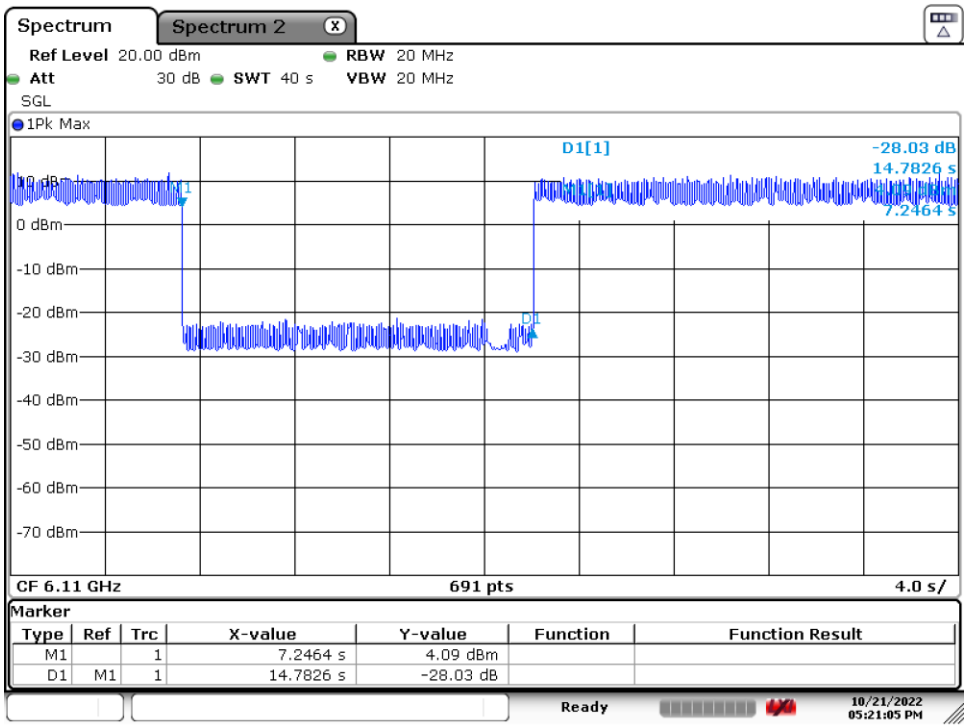


Date: 21.OCT.2022 17:21:05

**Plot 7-330. Contention Based Protocol Timing Plot – UNII 5 – 160MHz Ch47 – Low**




© 2022 ELEMENT V 9.0 02/01/2019

Unless otherwise specified, no part of this report may be reproduced or utilized in any part, form or by any means, electronic or mechanical, including photocopying and microfilm, without permission in writing from Element. If you have any questions about this or have an inquiry about obtaining additional rights to this report or assembly of contents thereof, please contact ct.info@element.com.

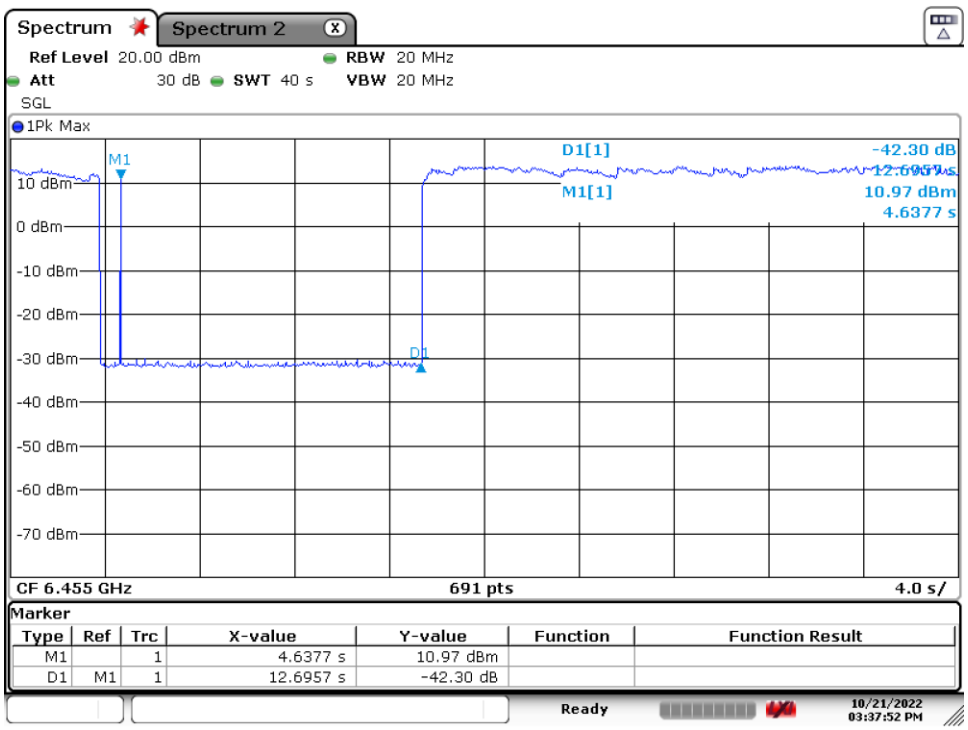


Date: 21.OCT.2022 15:37:52

**Plot 7-331. Contention Based Protocol Timing Plot – UNII 5 – 160MHz Ch47 – Mid**

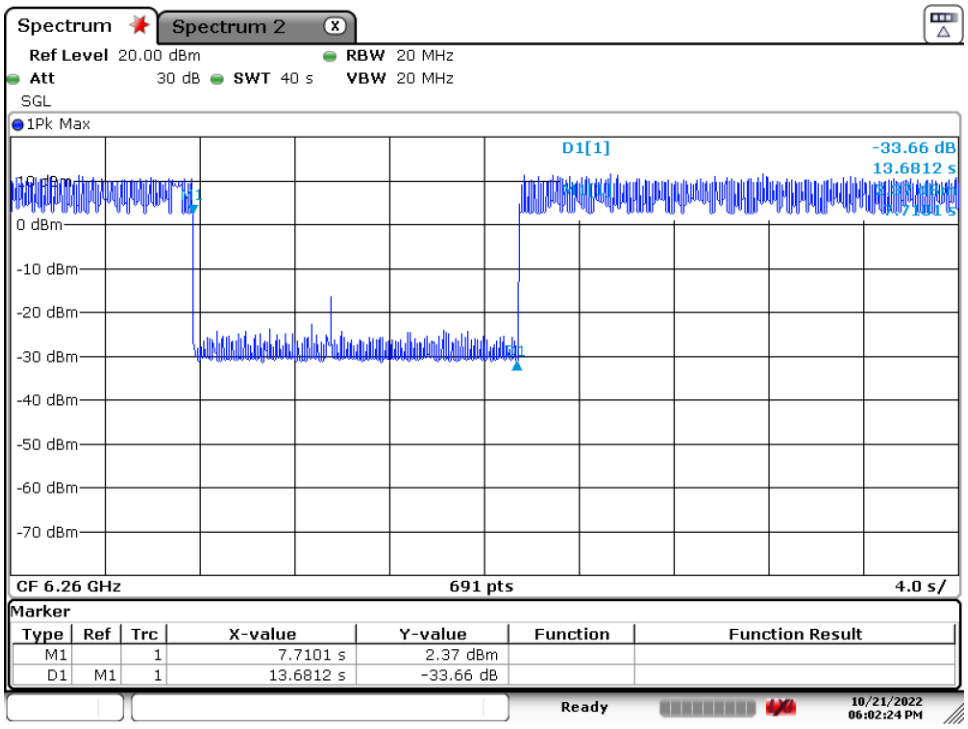


Date: 21.OCT.2022 18:02:24

**Plot 7-332. Contention Based Protocol Timing Plot – UNII 5 – 160MHz Ch47 - High**




© 2022 ELEMENT V 9.0 02/01/2019

Unless otherwise specified, no part of this report may be reproduced or utilized in any part, form or by any means, electronic or mechanical, including photocopying and microfilm, without permission in writing from Element. If you have any questions about this or have an inquiry about obtaining additional rights to this report or assembly of contents thereof, please contact ct.info@element.com.

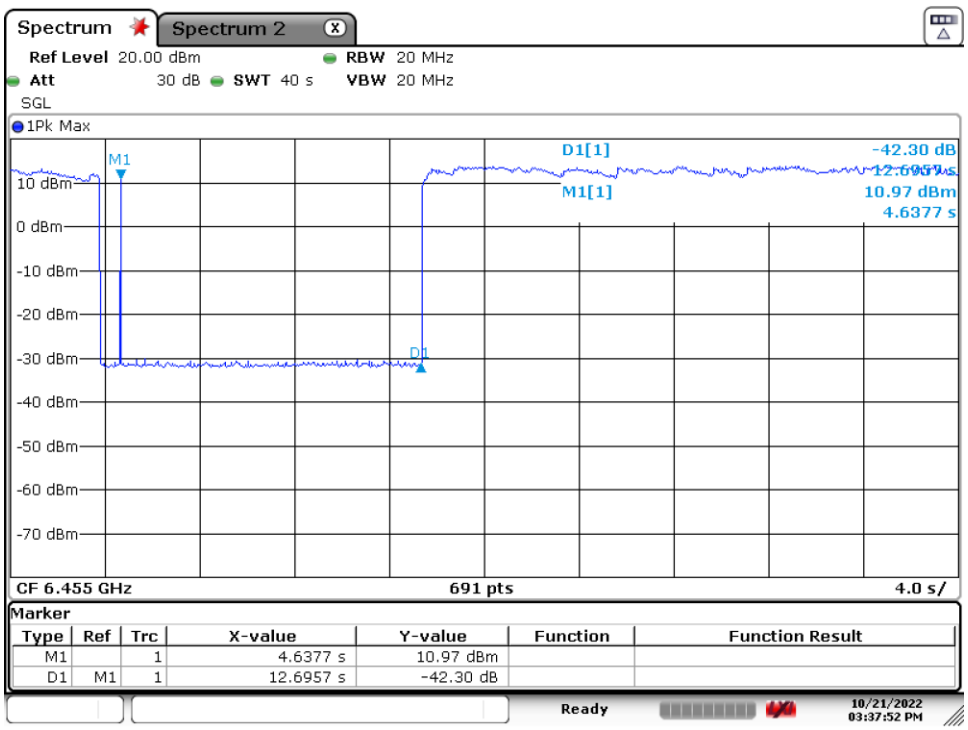


Date: 21.OCT.2022 15:37:52

**Plot 7-333. Contention Based Protocol Timing Plot – UNII 6 – 20MHz Ch101**

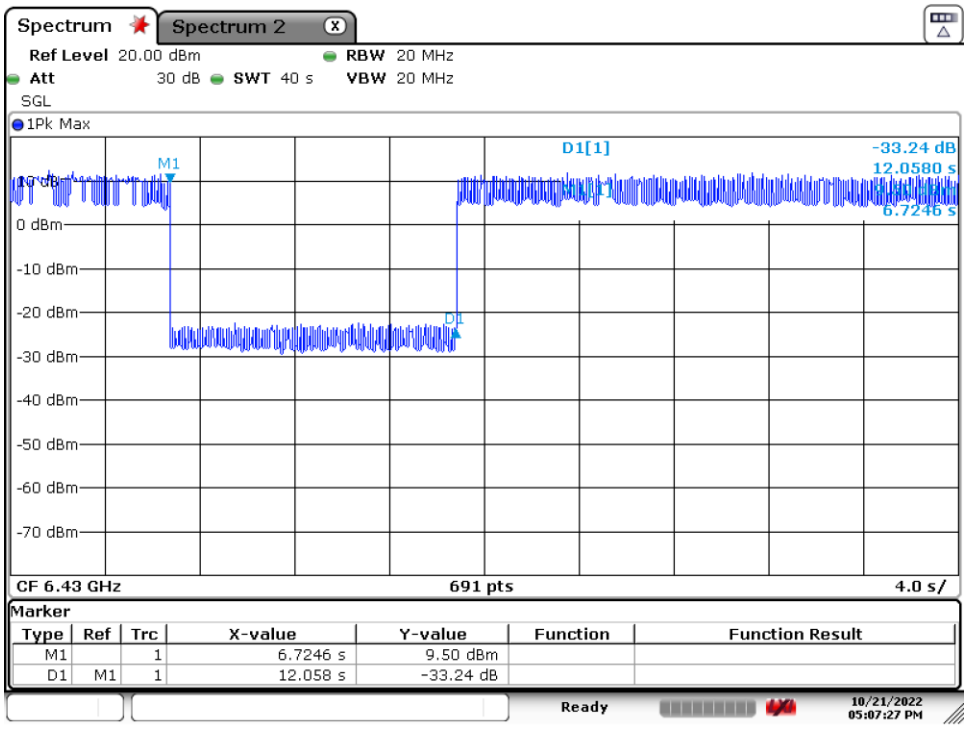


Date: 21.OCT.2022 17:07:27

**Plot 7-334. Contention Based Protocol Timing Plot – UNII 6 – 160MHz Ch111 – Low**




© 2022 ELEMENT V 9.0 02/01/2019

Unless otherwise specified, no part of this report may be reproduced or utilized in any part, form or by any means, electronic or mechanical, including photocopying and microfilm, without permission in writing from Element. If you have any questions about this or have an inquiry about obtaining additional rights to this report or assembly of contents thereof, please contact ct.info@element.com.

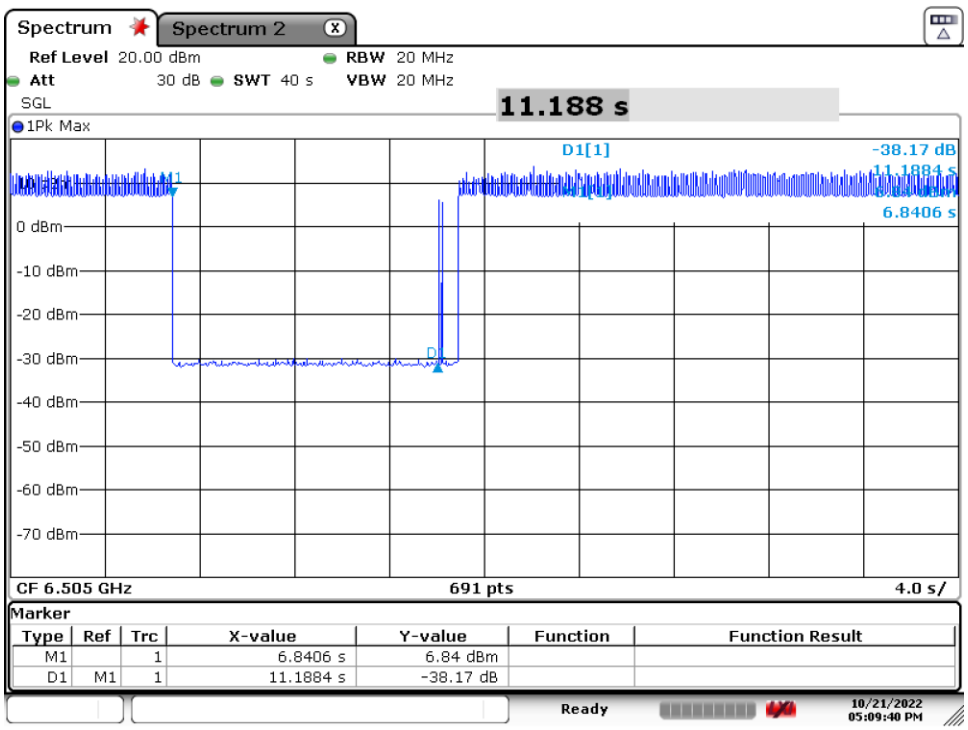


Date: 21.OCT.2022 17:09:40

**Plot 7-335. Contention Based Protocol Timing Plot – UNII 6 – 160MHz Ch111 – Mid**

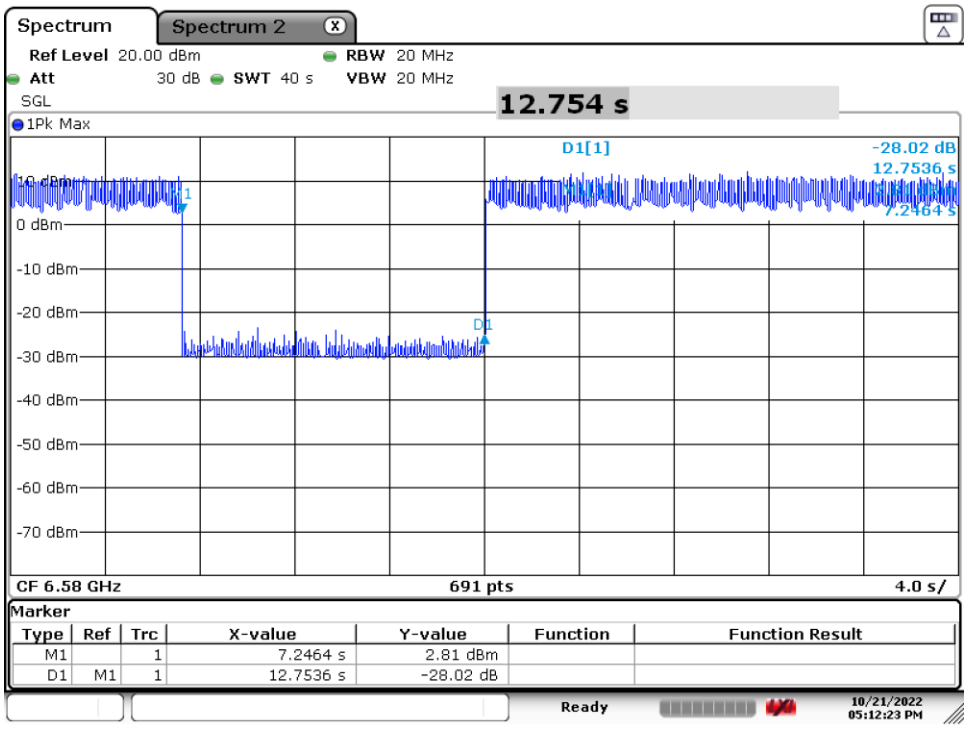


Date: 21.OCT.2022 17:12:23

**Plot 7-336. Contention Based Protocol Timing Plot – UNII 6 – 160MHz Ch111 - High**




© 2022 ELEMENT V 9.0 02/01/2019

Unless otherwise specified, no part of this report may be reproduced or utilized in any part, form or by any means, electronic or mechanical, including photocopying and microfilm, without permission in writing from Element. If you have any questions about this or have an inquiry about obtaining additional rights to this report or assembly of contents thereof, please contact ct.info@element.com.

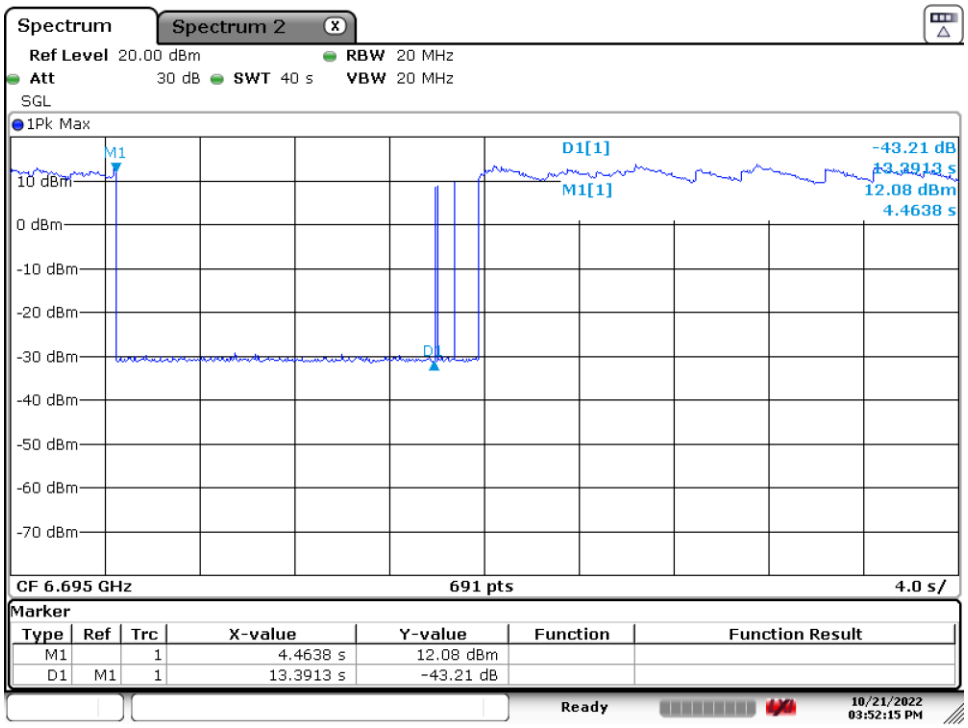


Date: 21.OCT.2022 15:52:15

**Plot 7-337. Contention Based Protocol Timing Plot – UNII 7 – 20MHz Ch149**

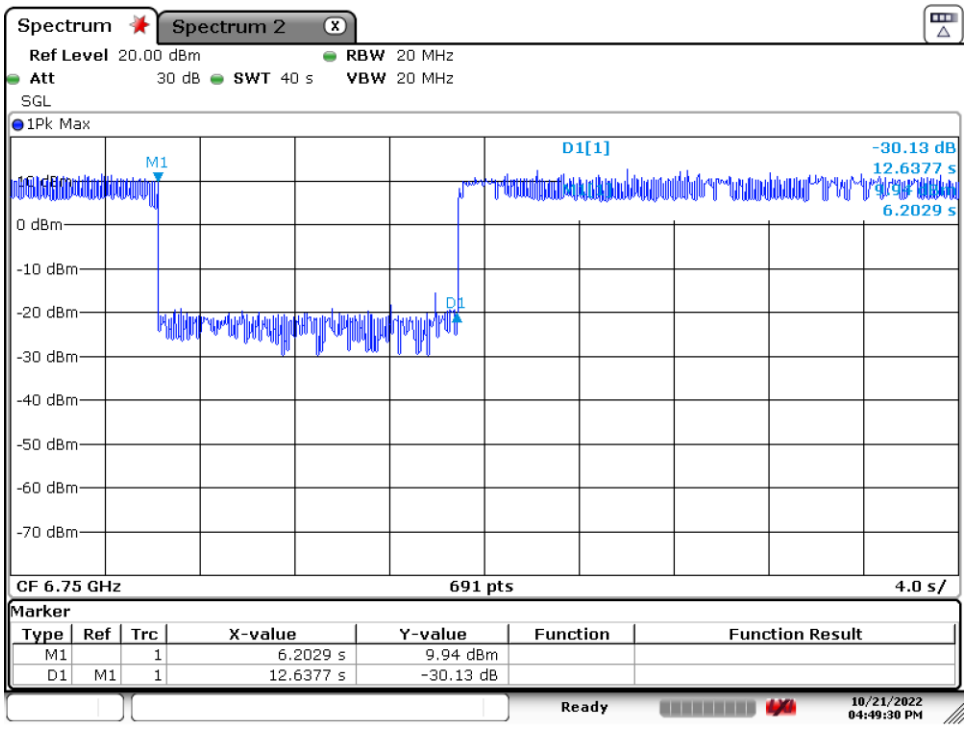


Date: 21.OCT.2022 16:49:30

**Plot 7-338. Contention Based Protocol Timing Plot – UNII 7 – 160MHz Ch175 – Low**




© 2022 ELEMENT V 9.0 02/01/2019

Unless otherwise specified, no part of this report may be reproduced or utilized in any part, form or by any means, electronic or mechanical, including photocopying and microfilm, without permission in writing from Element. If you have any questions about this or have an inquiry about obtaining additional rights to this report or assembly of contents thereof, please contact ct.info@element.com.

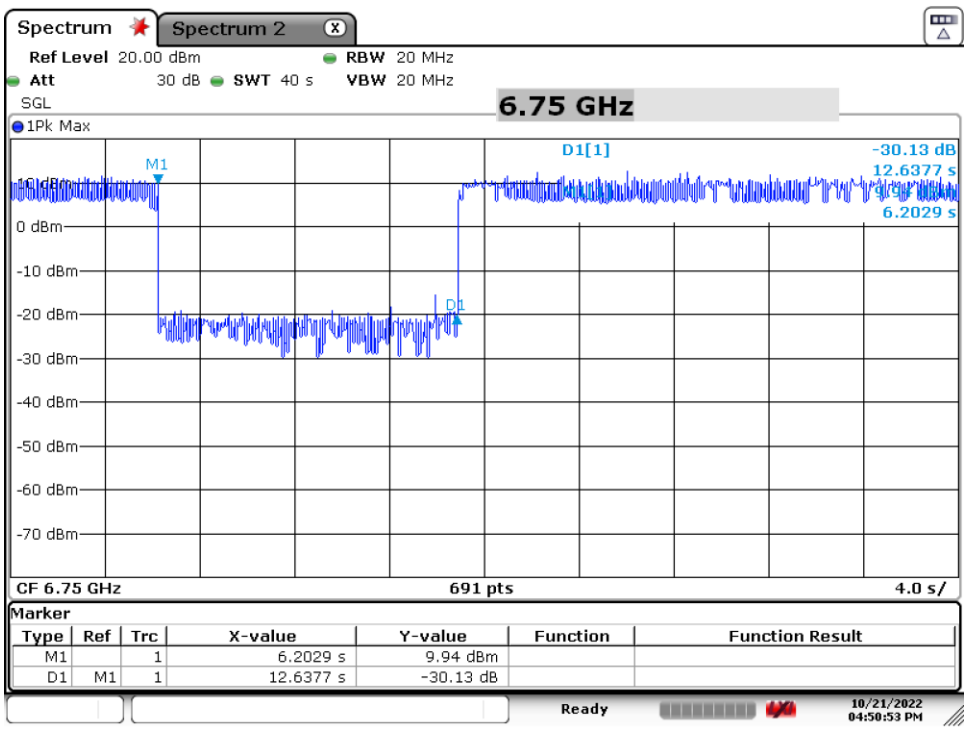


Date: 21.OCT.2022 16:50:53

**Plot 7-339. Contention Based Protocol Timing Plot – UNII 7 – 160MHz Ch175 – Mid**

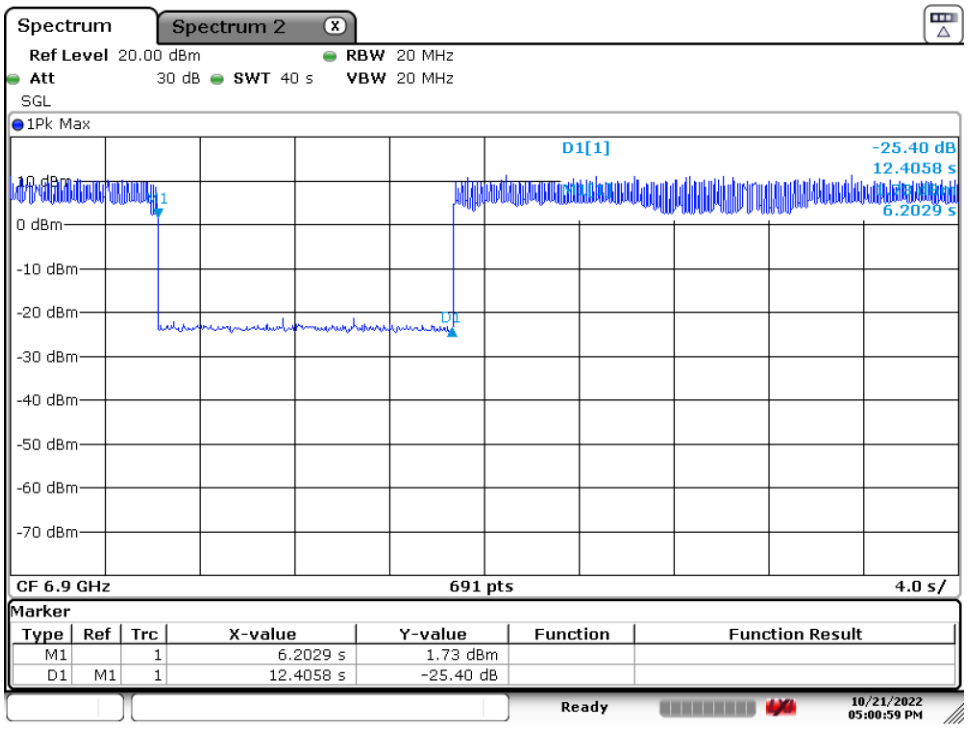


Date: 21.OCT.2022 17:00:59

**Plot 7-340. Contention Based Protocol Timing Plot – UNII 7 – 160MHz Ch175 - High**




© 2022 ELEMENT V 9.0 02/01/2019

Unless otherwise specified, no part of this report may be reproduced or utilized in any part, form or by any means, electronic or mechanical, including photocopying and microfilm, without permission in writing from Element. If you have any questions about this or have an inquiry about obtaining additional rights to this report or assembly of contents thereof, please contact ct.info@element.com.

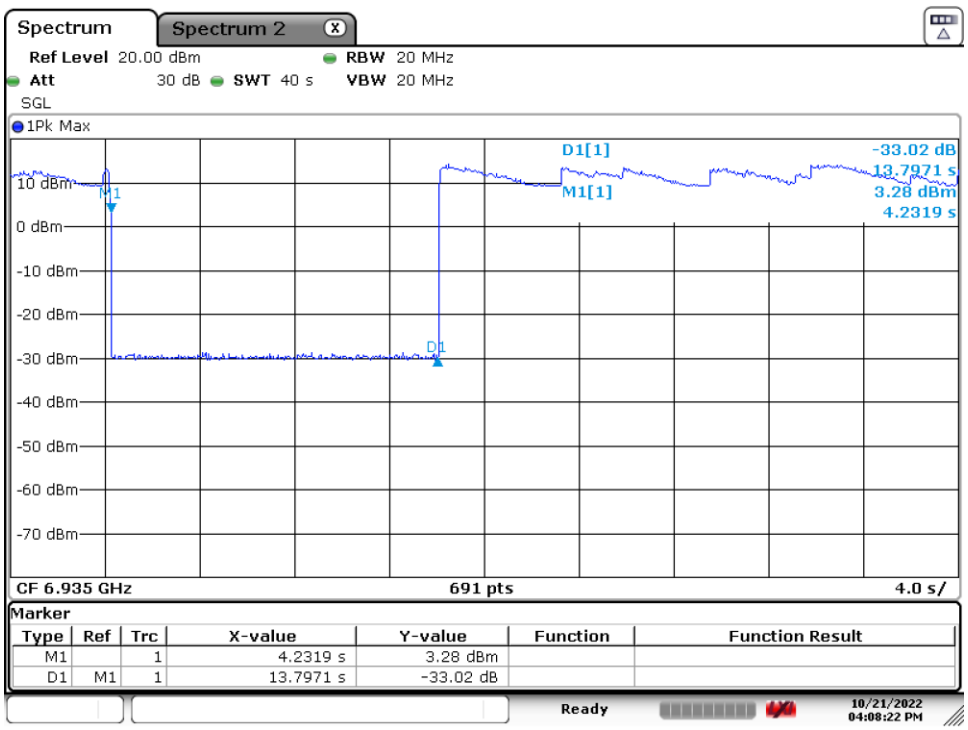


Date: 21.OCT.2022 16:08:23

**Plot 7-341. Contention Based Protocol Timing Plot – UNII 8 – 20MHz Ch197**

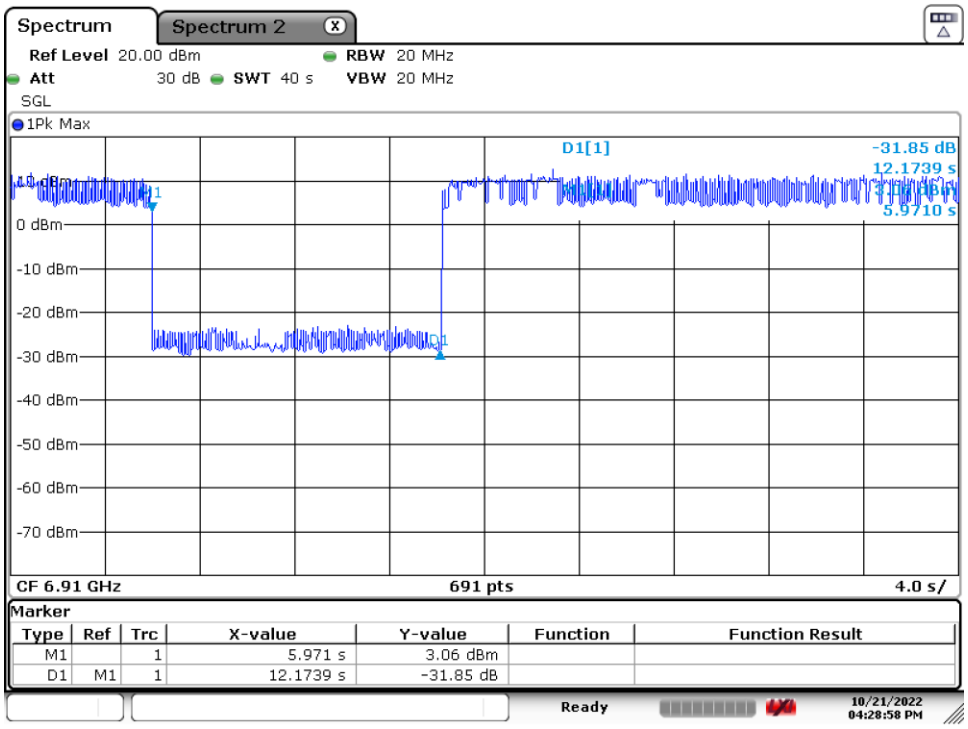


Date: 21.OCT.2022 16:28:57

**Plot 7-342. Contention Based Protocol Timing Plot – UNII 8 – 160MHz Ch207 – Low**




© 2022 ELEMENT V 9.0 02/01/2019

Unless otherwise specified, no part of this report may be reproduced or utilized in any part, form or by any means, electronic or mechanical, including photocopying and microfilm, without permission in writing from Element. If you have any questions about this or have an inquiry about obtaining additional rights to this report or assembly of contents thereof, please contact ct.info@element.com.