# Appendix B. – SAR Test Plots

| | |
|---|---|
| Test Laboratory: | HCT CO., LTD |
| EUT Type: | Mobile Phone |
| Liquid Temperature: | 22.0 ℃ |
| Ambient Temperature: | 22.1 ℃ |
| Test Date: | 09/01/2023 |
| Plot No.: | A1 |
| Band: | GSM 850 Head – MAIN1(Ant A) |

**DUT: SM-S926B/DS**

Communication System: UID 0, GSM850 GPRS 3TX (0); Frequency: 836.6 MHz;Duty Cycle: 1:2.77013
Medium parameters used (interpolated): f = 836.6 MHz; $\sigma$ = 0.934 S/m; $\varepsilon_r$ = 42.411; $\rho$ = 1000 kg/m$^3$
Phantom section: Right Section

DASY5 Configuration:

- Probe: EX3DV4 - SN7654; ConvF(9.83, 9.9, 10.74) @ 836.6 MHz; Calibrated: 2023-05-24
- Sensor-Surface: 1.4mm (Mechanical Surface Detection)
- Electronics: DAE4 Sn1686; Calibrated: 2023-05-23
- Phantom: Twin-SAM V5.0 (20deg probe tilt); Type: QD 000 P40 CD; Serial: xxxx
- Measurement SW: DASY52, Version 52.10 (4); SEMCAD X Version 14.6.14 (7501)

**GSM850 3Tx Head Right Touch 190ch/Area Scan (8x14x1):** Measurement grid: dx=15mm, dy=15mm
Maximum value of SAR (measured) = 0.0852 W/kg

**GSM850 3Tx Head Right Touch 190ch/Zoom Scan (5x5x7)/Cube 0:** Measurement grid: dx=8mm, dy=8mm, dz=5mm
Reference Value = 2.709 V/m; Power Drift = -0.10 dB
Peak SAR (extrapolated) = 0.0890 W/kg
**SAR(1 g) = 0.075 W/kg; SAR(10 g) = 0.059 W/kg**
Maximum value of SAR (measured) = 0.0854 W/kg

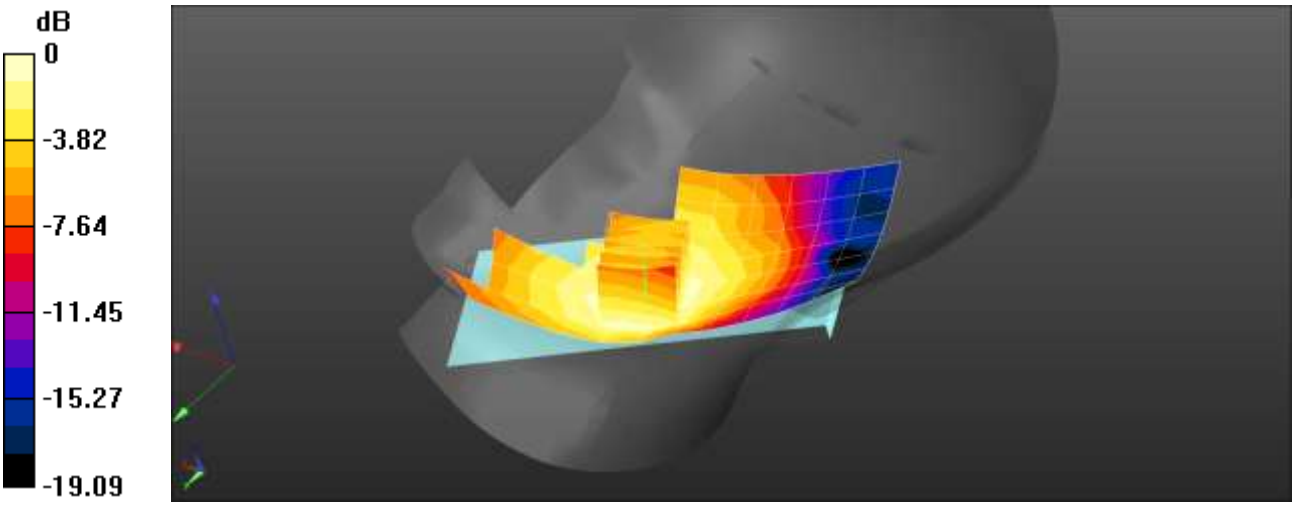


0 dB = 0.0854 W/kg = -10.69 dBW/kg

| | |
|---|---|
| Test Laboratory: | HCT CO., LTD |
| EUT Type: | Mobile Phone |
| Liquid Temperature: | 22.2 ℃ |
| Ambient Temperature: | 22.3 ℃ |
| Test Date: | 10/08/2023 |
| Plot No.: | A2 |
| Band: | GSM 850 Head – SUB1(Ant E) |

**DUT: SM-S926B/DS**

Communication System: UID 0, GSM 850 (0); Frequency: 836.6 MHz;Duty Cycle: 1:8.30042
Medium parameters used (interpolated): f = 836.6 MHz; $\sigma$ = 0.941 S/m; $\varepsilon_r$ = 42.611; $\rho$ = 1000 kg/m$^3$
Phantom section: Left Section

DASY5 Configuration:

- Probe: EX3DV4 - SN7654; ConvF(9.83, 9.9, 10.74) @ 836.6 MHz; Calibrated: 2023-05-24
- Sensor-Surface: 1.4mm (Mechanical Surface Detection)
- Electronics: DAE4 Sn1686; Calibrated: 2023-05-23
- Phantom: Twin-SAM V5.0 (20deg probe tilt); Type: QD 000 P40 CD; Serial: xxxx
- Measurement SW: DASY52, Version 52.10 (4); SEMCAD X Version 14.6.14 (7501)

**GSM850 Head Left Touch 190ch/Area Scan (8x13x1):** Measurement grid: dx=15mm, dy=15mm
Maximum value of SAR (measured) = 0.926 W/kg

**GSM850 Head Left Touch 190ch/Zoom Scan (5x5x7)/Cube 0:** Measurement grid: dx=8mm, dy=8mm, dz=5mm
Reference Value = 20.74 V/m; Power Drift = -0.00 dB
Peak SAR (extrapolated) = 1.73 W/kg
**SAR(1 g) = 0.614 W/kg; SAR(10 g) = 0.312 W/kg**
Maximum value of SAR (measured) = 1.29 W/kg

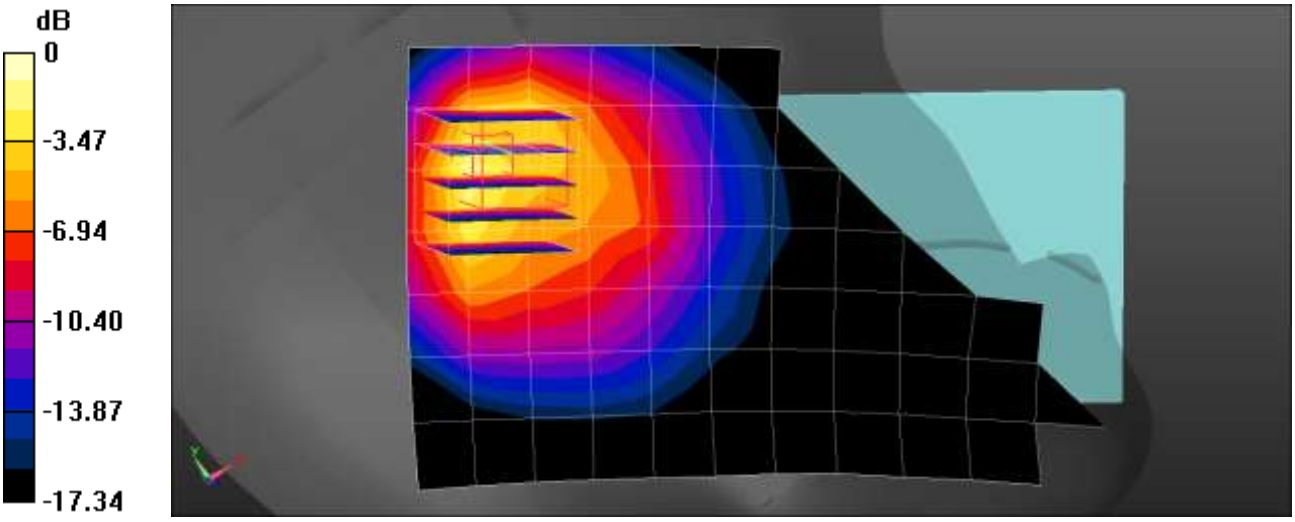


0 dB = 1.29 W/kg = 1.11 dBW/kg

Test Laboratory: HCT CO., LTD
EUT Type: Mobile Phone
Liquid Temperature: 22.2 ℃
Ambient Temperature: 22.3 ℃
Test Date: 09/07/2023
Plot No.: A3
Band: GSM 1900 Head – MAIN1(Ant A)

**DUT: SM-S926B/DS**

Communication System: UID 0, GSM 1900 (0); Frequency: 1880 MHz;Duty Cycle: 1:8.30042
Medium parameters used: f = 1880 MHz; $\sigma$ = 1.366 S/m; $\varepsilon_r$ = 40.382; $\rho$ = 1000 kg/m$^3$
Phantom section: Left Section

DASY5 Configuration:

- Probe: ES3DV3 - SN3076; ConvF(5.05, 5.05, 5.05) @ 1880 MHz; Calibrated: 2023-07-18
- Sensor-Surface: 3mm (Mechanical Surface Detection)
- Electronics: DAE4 Sn869; Calibrated: 2023-03-23
- Phantom: SAM_Right_20170913; Type: QD000P40CC; Serial: 1070
- Measurement SW: DASY52, Version 52.10 (3); SEMCAD X Version 14.6.13 (7474)

**GSM1900 Head Left Touch 661ch/Area Scan (8x14x1):** Measurement grid: dx=15mm, dy=15mm
Maximum value of SAR (measured) = 0.0931 W/kg

**GSM1900 Head Left Touch 661ch/Zoom Scan (5x5x7)/Cube 0:** Measurement grid: dx=8mm, dy=8mm, dz=5mm
Reference Value = 2.532 V/m; Power Drift = 0.15 dB
Peak SAR (extrapolated) = 0.118 W/kg
**SAR(1 g) = 0.083 W/kg; SAR(10 g) = 0.055 W/kg**
Ratio of SAR at M2 to SAR at M1 = 72.8%
Maximum value of SAR (measured) = 0.0931 W/kg

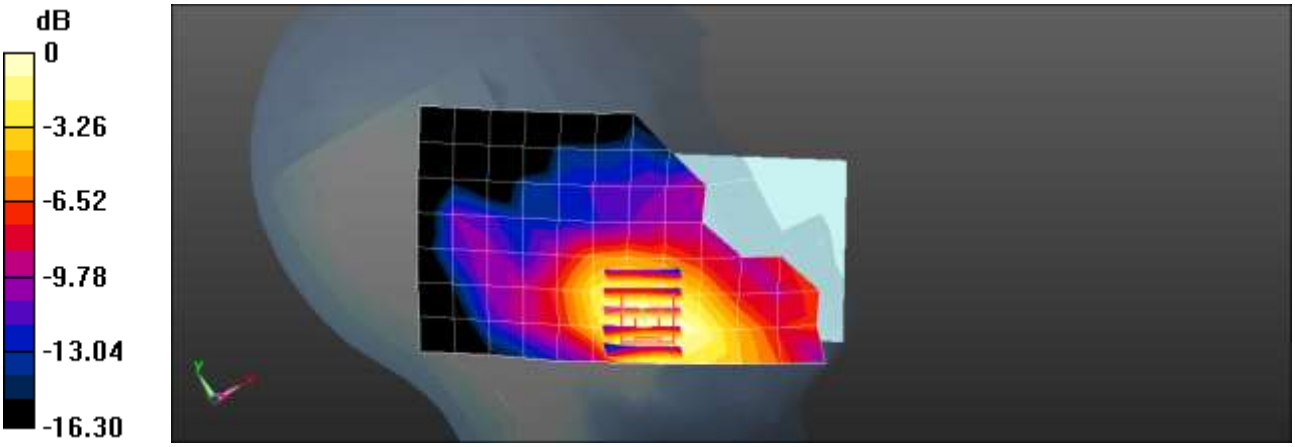


0 dB = 0.0931 W/kg = −10.31 dBW/kg

| | |
|---|---|
| EUT Type: | Mobile Phone |
| Liquid Temperature: | 21.1 ℃ |
| Ambient Temperature: | 21.2 ℃ |
| Test Date: | 09/04/2023 |
| Plot No.: | A4 |
| Band: | UMTS Band 5 Head – MAIN1(Ant A) |

**DUT: SM-S926B/DS**

Communication System: UID 0, WCDMA850 (0); Frequency: 836.6 MHz;Duty Cycle: 1:1
Medium parameters used (interpolated): f = 836.6 MHz; $\sigma$ = 0.934 S/m; $\varepsilon_r$ = 42.427; $\rho$ = 1000 kg/m$^3$
Phantom section: Right Section

DASY5 Configuration:

- Probe: EX3DV4 - SN7654; ConvF(9.83, 9.9, 10.74) @ 836.6 MHz; Calibrated: 2023-05-24
- Sensor-Surface: 1.4mm (Mechanical Surface Detection)
- Electronics: DAE4 Sn1686; Calibrated: 2023-05-23
- Phantom: Twin-SAM V5.0 (20deg probe tilt); Type: QD 000 P40 CD; Serial: xxxx
- Measurement SW: DASY52, Version 52.10 (4); SEMCAD X Version 14.6.14 (7501)

**UMTS Band 5 Head Right Touch 4183ch/Area Scan (8x14x1):** Measurement grid: dx=15mm, dy=15mm
Maximum value of SAR (measured) = 0.0659 W/kg

**UMTS Band 5 Head Right Touch 4183ch/Zoom Scan (5x5x7)/Cube 0:** Measurement grid: dx=8mm, dy=8mm, dz=5mm
Reference Value = 4.054 V/m; Power Drift = -0.10 dB
Peak SAR (extrapolated) = 0.0690 W/kg
**SAR(1 g) = 0.058 W/kg; SAR(10 g) = 0.045 W/kg**
Maximum value of SAR (measured) = 0.0654 W/kg

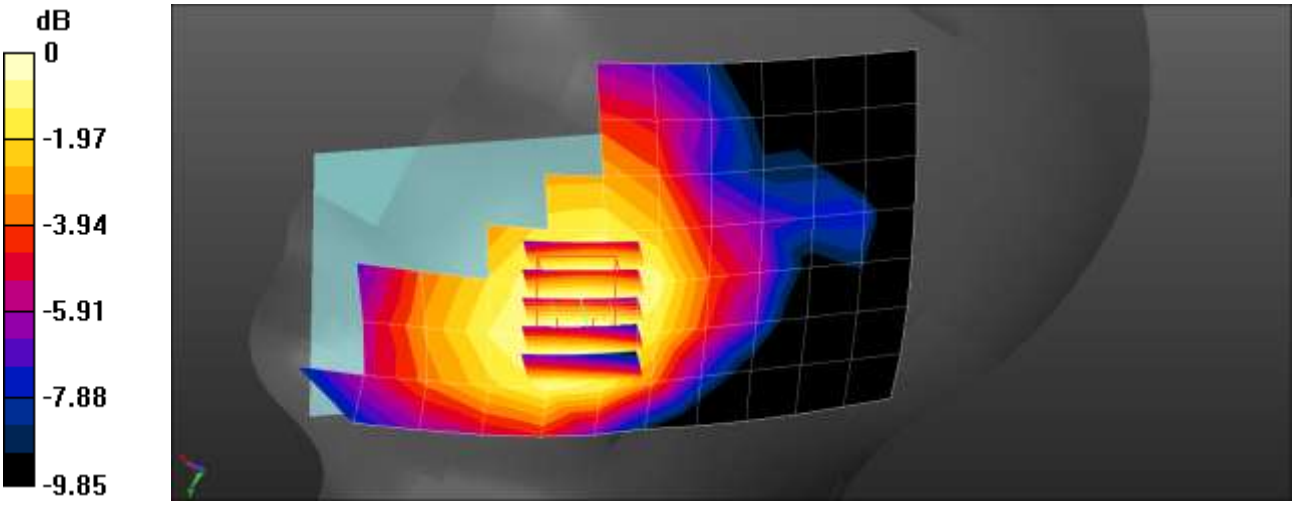


0 dB = 0.0654 W/kg = -11.84 dBW/kg

Test Laboratory: HCT CO., LTD
EUT Type: Mobile Phone
Liquid Temperature: 22.6 ℃
Ambient Temperature: 22.7 ℃
Test Date: 10/07/2023
Plot No.: A5
Band: UMTS Band 5 Head – SUB1(Ant E)

**DUT: SM-S926B/DS**

Communication System: UID 0, WCDMA850 (0); Frequency: 836.6 MHz;Duty Cycle: 1:1
Medium parameters used (interpolated): f = 836.6 MHz; $\sigma$ = 0.941 S/m; $\varepsilon_r$ = 42.603; $\rho$ = 1000 kg/m$^3$
Phantom section: Left Section

DASY5 Configuration:

- Probe: EX3DV4 - SN7654; ConvF(9.83, 9.9, 10.74) @ 836.6 MHz; Calibrated: 2023-05-24
- Sensor-Surface: 1.4mm (Mechanical Surface Detection)
- Electronics: DAE4 Sn1686; Calibrated: 2023-05-23
- Phantom: Twin-SAM V5.0 (20deg probe tilt); Type: QD 000 P40 CD; Serial: xxxx
- Measurement SW: DASY52, Version 52.10 (4); SEMCAD X Version 14.6.14 (7501)

**UMTS Band 5 Head Left Touch 4183ch/Area Scan (8x14x1):** Measurement grid: dx=15mm, dy=15mm
Maximum value of SAR (measured) = 0.817 W/kg

**UMTS Band 5 Head Left Touch 4183ch/Zoom Scan (5x5x7)/Cube 0:** Measurement grid: dx=8mm, dy=8mm, dz=5mm
Reference Value = 21.72 V/m; Power Drift = -0.17 dB
Peak SAR (extrapolated) = 1.57 W/kg
**SAR(1 g) = 0.558 W/kg; SAR(10 g) = 0.285 W/kg**
Maximum value of SAR (measured) = 1.15 W/kg

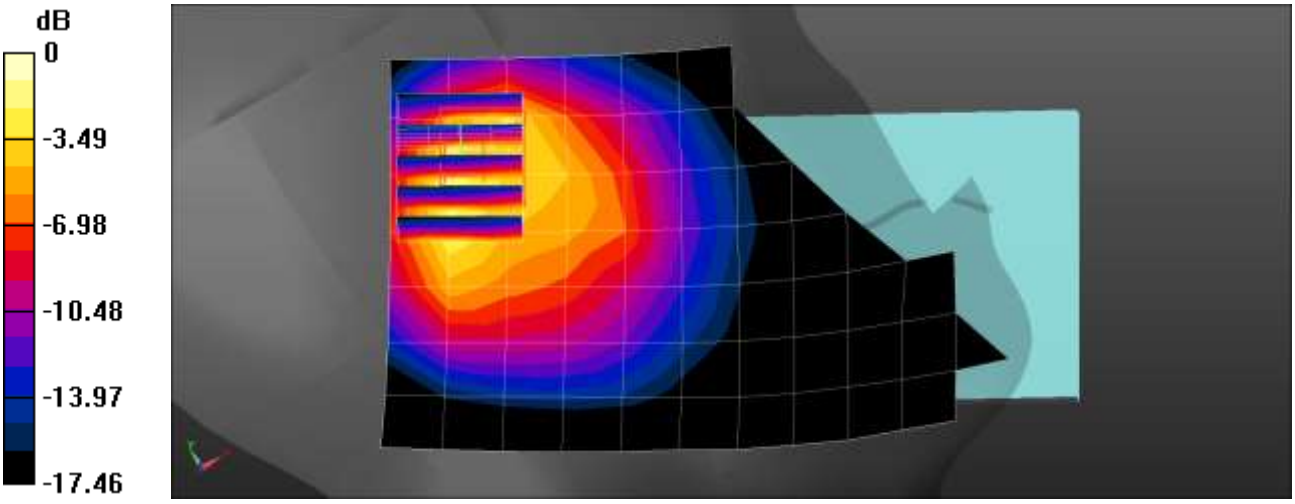


0 dB = 1.15 W/kg = 0.61 dBW/kg

Liquid Temperature: 21.7 ℃
Ambient Temperature: 21.8 ℃
Test Date: 09/08/2023
Plot No.: A6
Band: UMTS Band 4 Head – MAIN1(Ant A)

**DUT: SM-S926B/DS**

Communication System: UID 0, WCDMA IV (0); Frequency: 1732.4 MHz;Duty Cycle: 1:1
Medium parameters used (interpolated): f = 1732.4 MHz; σ = 1.325 S/m; $\varepsilon_r$ = 41.554; ρ = 1000 kg/m$^3$
Phantom section: Left Section

DASY5 Configuration:

- Probe: ES3DV3 - SN3076; ConvF(5.35, 5.35, 5.35) @ 1732.4 MHz; Calibrated: 2023-07-18
- Sensor-Surface: 3mm (Mechanical Surface Detection)
- Electronics: DAE4 Sn869; Calibrated: 2023-03-23
- Phantom: SAM_Right_20170913; Type: QD000P40CC; Serial: 1070
- Measurement SW: DASY52, Version 52.10 (3); SEMCAD X Version 14.6.13 (7474)

**UMTS Band 4 Head Left Touch 1412ch/Area Scan (8x14x1):** Measurement grid: dx=15mm, dy=15mm
Maximum value of SAR (measured) = 0.0787 W/kg

**UMTS Band 4 Head Left Touch 1412ch/Zoom Scan (5x5x7)/Cube 0:** Measurement grid: dx=8mm, dy=8mm, dz=5mm
Reference Value = 1.915 V/m; Power Drift = 0.15 dB
Peak SAR (extrapolated) = 0.104 W/kg
**SAR(1 g) = 0.071 W/kg; SAR(10 g) = 0.045 W/kg**
Maximum value of SAR (measured) = 0.0833 W/kg

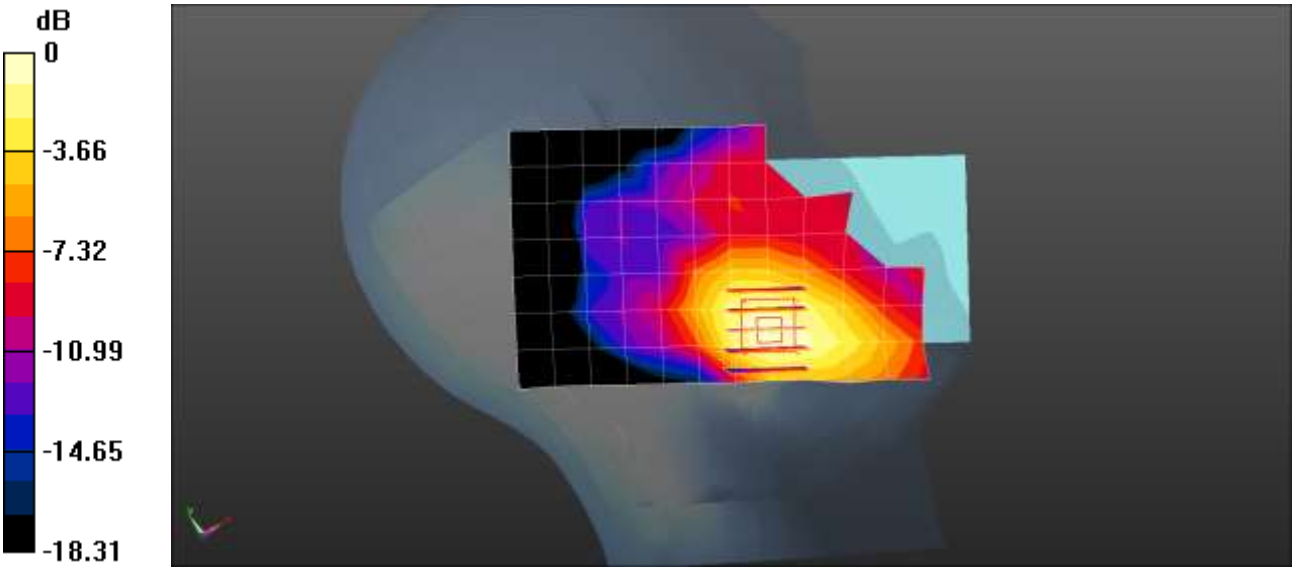


0 dB = 0.0833 W/kg = -10.79 dBW/kg

Test Laboratory: HCT CO., LTD
EUT Type: Mobile Phone
Liquid Temperature: 20.7 ℃
Ambient Temperature: 20.8 ℃
Test Date: 09/06/2023
Plot No.: A7
Band: UMTS Band 2 Head – MAIN1(Ant A)

**DUT: SM-S926B/DS**

Communication System: UID 0, WCDMA1900 (0); Frequency: 1880 MHz;Duty Cycle: 1:1
Medium parameters used: f = 1880 MHz; $\sigma$ = 1.366 S/m; $\varepsilon_r$ = 39.275; $\rho$ = 1000 kg/m$^3$
Phantom section: Left Section

DASY5 Configuration:

- Probe: ES3DV3 - SN3076; ConvF(5.05, 5.05, 5.05) @ 1880 MHz; Calibrated: 2023-07-18
- Sensor-Surface: 3mm (Mechanical Surface Detection)
- Electronics: DAE4 Sn869; Calibrated: 2023-03-23
- Phantom: SAM_Right_20170913; Type: QD000P40CC; Serial: 1070
- Measurement SW: DASY52, Version 52.10 (3); SEMCAD X Version 14.6.13 (7474)

**UMTS Band 2 Head Left Touch 9400ch/Area Scan (8x14x1):** Measurement grid: dx=15mm, dy=15mm
Maximum value of SAR (measured) = 0.114 W/kg

**UMTS Band 2 Head Left Touch 9400ch/Zoom Scan (5x5x7)/Cube 0:** Measurement grid: dx=8mm, dy=8mm, dz=5mm
Reference Value = 2.926 V/m; Power Drift = 0.19 dB
Peak SAR (extrapolated) = 0.144 W/kg
**SAR(1 g) = 0.100 W/kg; SAR(10 g) = 0.065 W/kg**
Maximum value of SAR (measured) = 0.110 W/kg

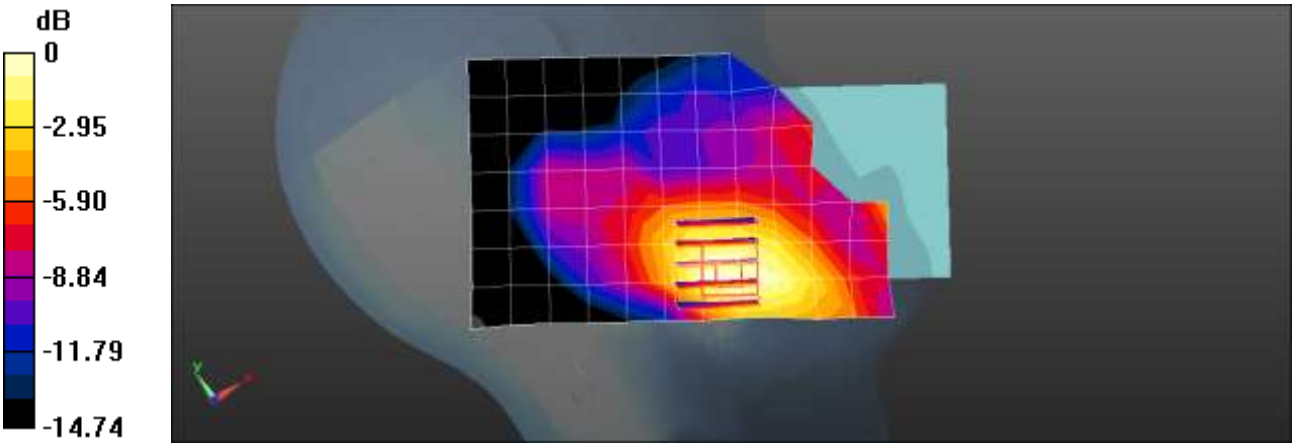


0 dB = 0.110 W/kg = -9.59 dBW/kg

| | |
|---|---|
| Test Laboratory: | HCT CO., LTD |
| EUT Type: | Mobile Phone |
| Liquid Temperature: | 21.0 ℃ |
| Ambient Temperature: | 21.1 ℃ |
| Test Date: | 09/08/2023 |
| Plot No.: | A8 |
| Band: | LTE FDD Band 2 Head – SUB2(Ant F) |

**DUT: SM-S926B/DS**

Communication System: UID 0, LTE Band 2 (0); Frequency: 1860 MHz;Duty Cycle: 1:1
Medium parameters used: f = 1860 MHz; σ = 1.348 S/m; $\varepsilon_r$ = 39.364; ρ = 1000 kg/m$^3$
Phantom section: Right Section

DASY5 Configuration:

- Probe: EX3DV4 - SN7732; ConvF(8.62, 8.62, 8.62) @ 1860 MHz; Calibrated: 2023-06-20
- Sensor-Surface: 1.4mm (Mechanical Surface Detection)
- Electronics: DAE4 Sn1687; Calibrated: 2023-07-18
- Phantom: SAM with CRP v5.0(Front); Type: QD000P40CD; Serial: TP:xxxx
- Measurement SW: DASY52, Version 52.10 (4); SEMCAD X Version 14.6.14 (7483)

**LTE Band 2 Head Right Touch QPSK 20MHz 50RB 0offset 18700ch/Area Scan (8x13x1):** Measurement grid: dx=15mm, dy=15mm
Maximum value of SAR (measured) = 0.876 W/kg

**LTE Band 2 Head Right Touch QPSK 20MHz 50RB 0offset 18700ch/Zoom Scan (5x5x7)/Cube 0:** Measurement grid: dx=8mm, dy=8mm, dz=5mm
Reference Value = 19.18 V/m; Power Drift = -0.02 dB
Peak SAR (extrapolated) = 1.11 W/kg
**SAR(1 g) = 0.543 W/kg; SAR(10 g) = 0.286 W/kg**
Maximum value of SAR (measured) = 0.825 W/kg

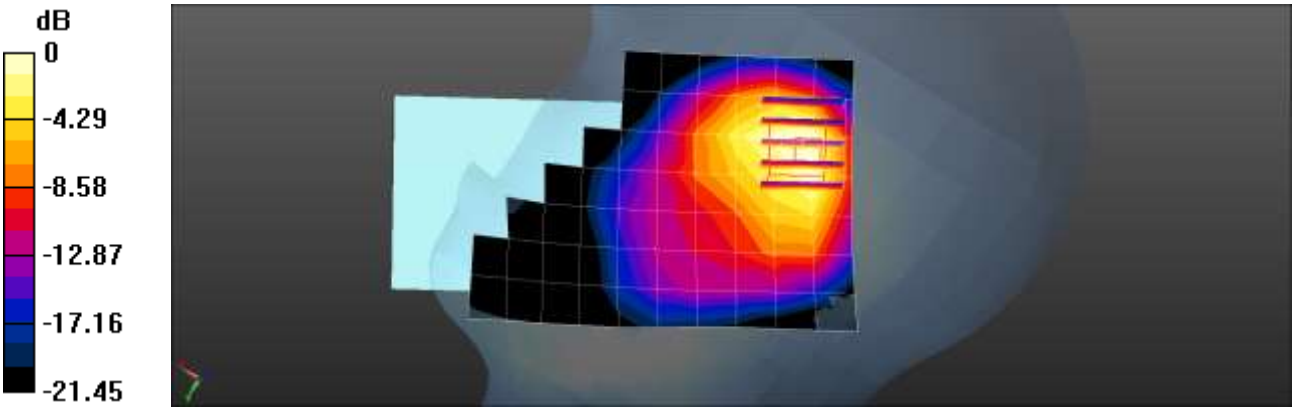


0 dB = 0.825 W/kg = -0.84 dBW/kg

| | |
|---|---|
| Test Laboratory: | HCT CO., LTD |
| EUT Type: | Mobile Phone |
| Liquid Temperature: | 22.0 ℃ |
| Ambient Temperature: | 22.1 ℃ |
| Test Date: | 08/31/2023 |
| Plot No.: | A9 |
| Band: | LTE FDD Band 12 Head – MAIN1(Ant A) |

**DUT: SM-S926B/DS**

Communication System: UID 0, LTE Band 12 (0); Frequency: 707.5 MHz;Duty Cycle: 1:1
Medium parameters used (interpolated): f = 707.5 MHz; $\sigma$ = 0.87 S/m; $\varepsilon_r$ = 43.778; $\rho$ = 1000 kg/m$^3$
Phantom section: Right Section

DASY5 Configuration:

- Probe: ES3DV3 - SN3076; ConvF(6.37, 6.37, 6.37) @ 707.5 MHz; Calibrated: 2023-07-18
- Sensor-Surface: 3mm (Mechanical Surface Detection)
- Electronics: DAE4 Sn869; Calibrated: 2023-03-23
- Phantom: SAM_Left_20170913; Type: QD000P40CD; Serial: 1803
- Measurement SW: DASY52, Version 52.10 (3); SEMCAD X Version 14.6.13 (7474)

**LTE Band 12 Head Right Touch QPSK 10MHz 1RB 0offset 23095ch/Area Scan (8x13x1):** Measurement grid: dx=15mm, dy=15mm
Maximum value of SAR (measured) = 0.105 W/kg

**LTE Band 12 Head Right Touch QPSK 10MHz 1RB 0offset 23095ch/Zoom Scan (5x5x7)/Cube 0:** Measurement grid: dx=8mm, dy=8mm, dz=5mm
Reference Value = 4.031 V/m; Power Drift = 0.14 dB
Peak SAR (extrapolated) = 0.117 W/kg
**SAR(1 g) = 0.098 W/kg; SAR(10 g) = 0.081 W/kg**
Maximum value of SAR (measured) = 0.105 W/kg

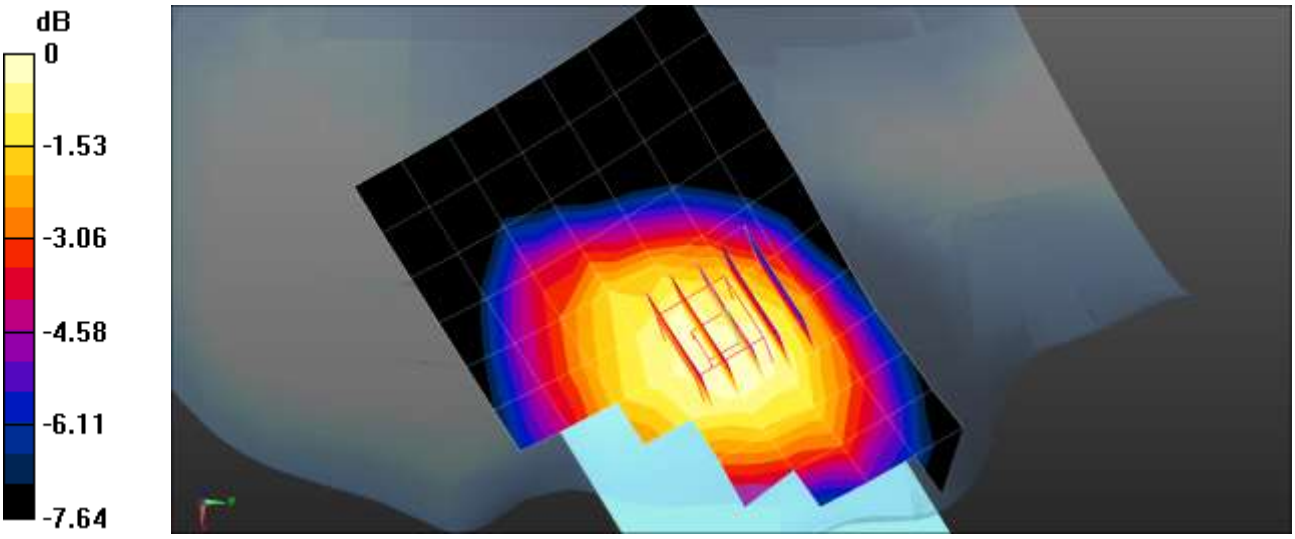


0 dB = 0.105 W/kg = -9.79 dBW/kg

Test Laboratory: HCT CO., LTD
EUT Type: Mobile Phone
Liquid Temperature: 21.4 ℃
Ambient Temperature: 21.5 ℃
Test Date: 09/01/2023
Plot No.: A10
Band: LTE FDD Band 13 Head – MAIN1(Ant A)

**DUT: SM-S926B/DS**

Communication System: UID 0, LTE Band 13 (0); Frequency: 782 MHz;Duty Cycle: 1:1
Medium parameters used (interpolated): f = 782 MHz; σ = 0.925 S/m; $\varepsilon_r$ = 42.302; ρ = 1000 kg/m$^3$
Phantom section: Right Section

DASY5 Configuration:

- Probe: ES3DV3 - SN3076; ConvF(6.37, 6.37, 6.37) @ 782 MHz; Calibrated: 2023-07-18
- Sensor-Surface: 3mm (Mechanical Surface Detection)
- Electronics: DAE4 Sn869; Calibrated: 2023-03-23
- Phantom: SAM_Left_20170913; Type: QD000P40CD; Serial: 1803
- Measurement SW: DASY52, Version 52.10 (3); SEMCAD X Version 14.6.13 (7474)

**LTE Band 13 Head Right Touch QPSK 10MHz 1RB 0offset 23230ch/Area Scan (8x13x1):** Measurement grid: dx=15mm, dy=15mm
Maximum value of SAR (measured) = 0.101 W/kg

**LTE Band 13 Head Right Touch QPSK 10MHz 1RB 0offset 23230ch/Zoom Scan (5x5x7)/Cube 0:** Measurement grid: dx=8mm, dy=8mm, dz=5mm
Reference Value = 4.344 V/m; Power Drift = 0.14 dB
Peak SAR (extrapolated) = 0.116 W/kg
**SAR(1 g) = 0.096 W/kg; SAR(10 g) = 0.077 W/kg**
Maximum value of SAR (measured) = 0.104 W/kg

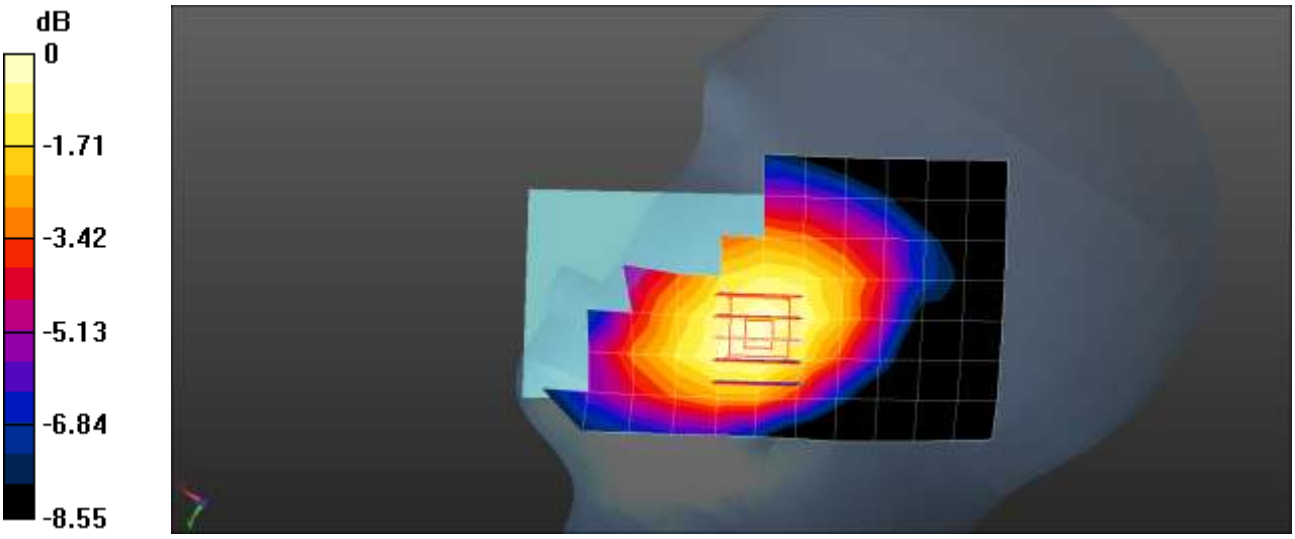


0 dB = 0.104 W/kg = -9.83 dBW/kg

Test Laboratory: HCT CO., LTD
EUT Type: Mobile Phone
Liquid Temperature: 20.1 ℃
Ambient Temperature: 20.2 ℃
Test Date: 09/04/2023
Plot No.: A11
Band: LTE FDD Band 25 Head – MAIN1(Ant A)

**DUT: SM-S926B/DS**

Communication System: UID 0, LTE Band 25 (0); Frequency: 1882.5 MHz;Duty Cycle: 1:1
Medium parameters used (interpolated): f = 1882.5 MHz; $\sigma$ = 1.368 S/m; $\varepsilon_r$ = 39.865; $\rho$ = 1000 kg/m$^3$
Phantom section: Left Section

DASY5 Configuration:

- Probe: EX3DV4 - SN7732; ConvF(8.62, 8.62, 8.62) @ 1882.5 MHz; Calibrated: 2023-06-20
- Sensor-Surface: 1.4mm (Mechanical Surface Detection)
- Electronics: DAE4 Sn1687; Calibrated: 2023-07-18
- Phantom: SAM with CRP v5.0(Front); Type: QD000P40CD; Serial: TP:xxxx
- Measurement SW: DASY52, Version 52.10 (4); SEMCAD X Version 14.6.14 (7483)

**LTE Band 25 Head Left Touch QPSK 20MHz 1RB 0offset 26365ch/Area Scan (8x13x1):** Measurement grid: dx=15mm, dy=15mm
Maximum value of SAR (measured) = 0.134 W/kg

**LTE Band 25 Head Left Touch QPSK 20MHz 1RB 0offset 26365ch/Zoom Scan (5x5x7)/Cube 0:** Measurement grid: dx=8mm, dy=8mm, dz=5mm
Reference Value = 2.642 V/m; Power Drift = 0.07 dB
Peak SAR (extrapolated) = 0.161 W/kg
**SAR(1 g) = 0.102 W/kg; SAR(10 g) = 0.065 W/kg**
Maximum value of SAR (measured) = 0.139 W/kg

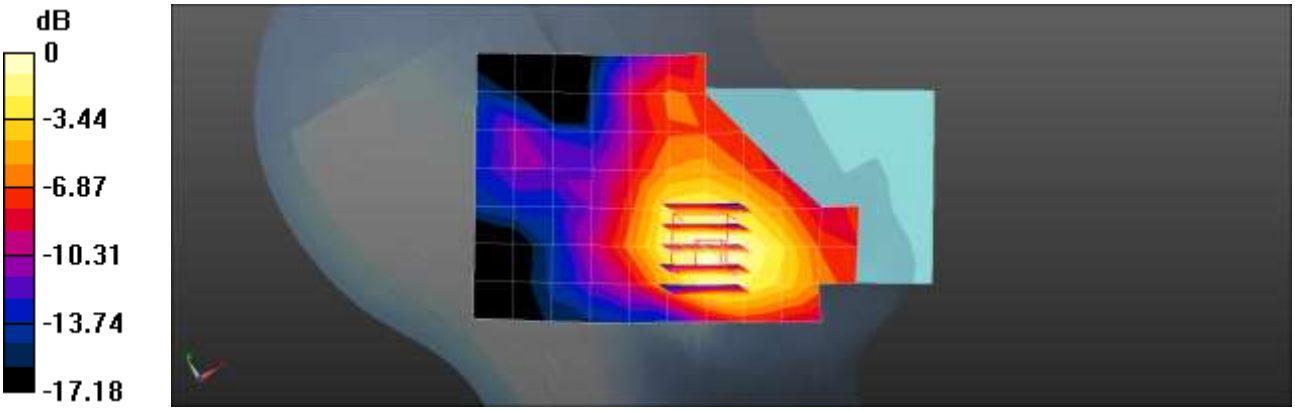


0 dB = 0.139 W/kg = -8.57 dBW/kg

Test Laboratory: HCT CO., LTD
EUT Type: Mobile Phone
Liquid Temperature: 20.4 ℃
Ambient Temperature: 20.5 ℃
Test Date: 09/04/2023
Plot No.: A12
Band: LTE FDD Band 26 Head – MAIN1(Ant A)

**DUT: SM-S926B/DS**

Communication System: UID 0, LTE Band 26 (0); Frequency: 831.5 MHz;Duty Cycle: 1:1
Medium parameters used (interpolated): f = 831.5 MHz; $\sigma$ = 0.925 S/m; $\varepsilon_r$ = 42.218; $\rho$ = 1000 kg/m$^3$
Phantom section: Right Section

DASY5 Configuration:

- Probe: ES3DV3 - SN3076; ConvF(6.11, 6.11, 6.11) @ 831.5 MHz; Calibrated: 2023-07-18
- Sensor-Surface: 3mm (Mechanical Surface Detection)
- Electronics: DAE4 Sn869; Calibrated: 2023-03-23
- Phantom: SAM_Left_20170913; Type: QD000P40CD; Serial: 1803
- Measurement SW: DASY52, Version 52.10 (3); SEMCAD X Version 14.6.13 (7474)

**LTE Band 26 Head Right Touch QPSK 15MHz 1RB 0offset 26865ch/Area Scan (8x13x1):** Measurement grid: dx=15mm, dy=15mm
Maximum value of SAR (measured) = 0.0957 W/kg

**LTE Band 26 Head Right Touch QPSK 15MHz 1RB 0offset 26865ch/Zoom Scan (5x5x7)/Cube 0:** Measurement grid: dx=8mm, dy=8mm, dz=5mm
Reference Value = 4.111 V/m; Power Drift = 0.11 dB
Peak SAR (extrapolated) = 0.112 W/kg
**SAR(1 g) = 0.091 W/kg; SAR(10 g) = 0.071 W/kg**
Maximum value of SAR (measured) = 0.0989 W/kg




0 dB = 0.0989 W/kg = -10.05 dBW/kg

Test Laboratory: HCT CO., LTD
EUT Type: Mobile Phone
Liquid Temperature: 21.8 ℃
Ambient Temperature: 21.9 ℃
Test Date: 09/22/2023
Plot No.: A13
Band: LTE FDD Band 26 Head – SUB1(Ant E)

**DUT: SM-S926B/DS**

Communication System: UID 0, LTE Band 26 (0); Frequency: 831.5 MHz;Duty Cycle: 1:1
Medium parameters used (interpolated): f = 831.5 MHz; $\sigma$ = 0.918 S/m; $\varepsilon_r$ = 41.272; $\rho$ = 1000 kg/m$^3$
Phantom section: Left Section

DASY5 Configuration:

- Probe: EX3DV4 - SN7309; ConvF(9.82, 8.7, 9.76) @ 831.5 MHz; Calibrated: 2023-06-19
- Sensor-Surface: 1.4mm (Mechanical Surface Detection)
- Electronics: DAE4 Sn1464; Calibrated: 2023-06-16
- Phantom: SAM_Left_20170913; Type: QD000P40CD; Serial: 1803
- Measurement SW: DASY52, Version 52.10 (3); SEMCAD X Version 14.6.13 (7474)

**LTE Band 26 Head Left Touch QPSK 15MHz 1RB 0offset 26865ch/Area Scan (8x14x1):** Measurement grid: dx=15mm, dy=15mm
Maximum value of SAR (measured) = 0.913 W/kg

**LTE Band 26 Head Left Touch QPSK 15MHz 1RB 0offset 26865ch/Zoom Scan (5x5x7)/Cube 0:** Measurement grid: dx=8mm, dy=8mm, dz=5mm
Reference Value = 21.40 V/m; Power Drift = -0.13 dB
Peak SAR (extrapolated) = 1.26 W/kg
**SAR(1 g) = 0.553 W/kg; SAR(10 g) = 0.305 W/kg**
Maximum value of SAR (measured) = 0.890 W/kg

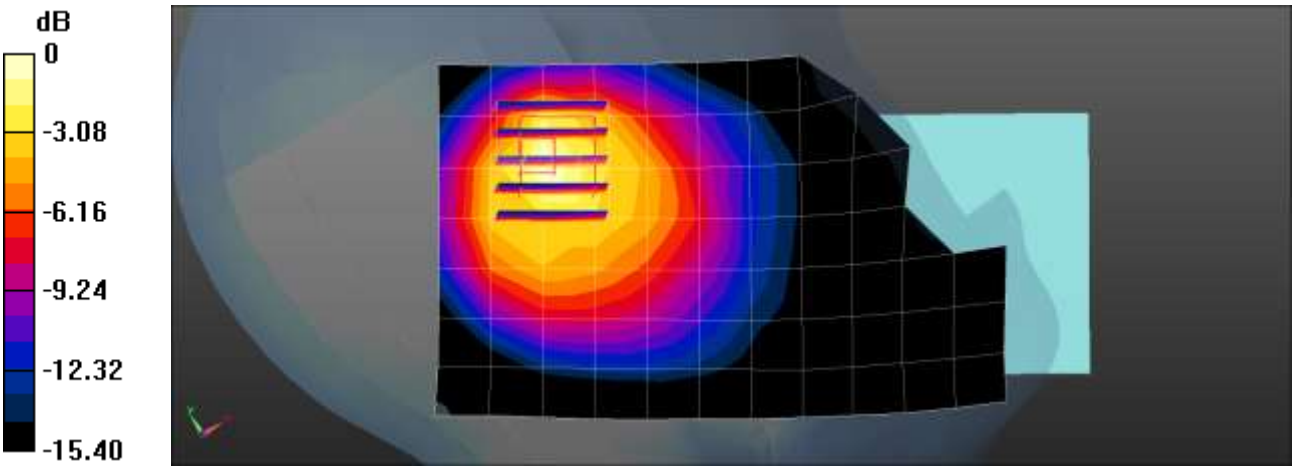


0 dB = 0.890 W/kg = -0.51 dBW/kg

Test Laboratory: HCT CO., LTD
EUT Type: Mobile Phone
Liquid Temperature: 20.0 ℃
Ambient Temperature: 20.1 ℃
Test Date: 09/06/2023
Plot No.: A14
Band: LTE TDD Band 41 Head – MAIN2(Ant B)

**DUT: SM-S926B/DS**

Communication System: UID 0, LTE Band 41 (0); Frequency: 2636.5 MHz;Duty Cycle: 1:2.30728
Medium parameters used (interpolated): f = 2636.5 MHz; $\sigma$ = 2.076 S/m; $\varepsilon_r$ = 39.616; $\rho$ = 1000 kg/m$^3$
Phantom section: Left Section

DASY5 Configuration:

- Probe: EX3DV4 - SN7732; ConvF(8.11, 8.11, 8.11) @ 2636.5 MHz; Calibrated: 2023-06-20
- Sensor-Surface: 1.4mm (Mechanical Surface Detection)
- Electronics: DAE4 Sn1687; Calibrated: 2023-07-18
- Phantom: SAM with CRP v5.0(Front); Type: QD000P40CD; Serial: TP:xxxx
- Measurement SW: DASY52, Version 52.10 (4); SEMCAD X Version 14.6.14 (7483)

**LTE Band 41 Head Left Touch QPSK 20MHz 1RB 49offset 41055ch PC2/Area Scan (10x16x1):** Measurement grid: dx=12mm, dy=12mm
Maximum value of SAR (measured) = 0.166 W/kg

**LTE Band 41 Head Left Touch QPSK 20MHz 1RB 49offset 41055ch PC2/Zoom Scan (7x7x7)/Cube 0:** Measurement grid: dx=5mm, dy=5mm, dz=5mm
Reference Value = 1.259 V/m; Power Drift = 0.18 dB
Peak SAR (extrapolated) = 0.204 W/kg
**SAR(1 g) = 0.107 W/kg; SAR(10 g) = 0.056 W/kg**
Maximum value of SAR (measured) = 0.164 W/kg

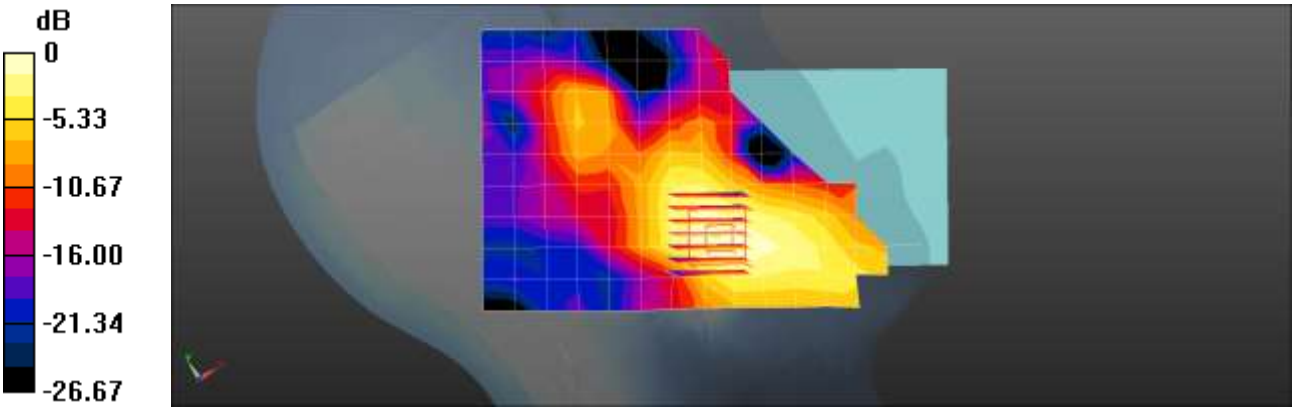


0 dB = 0.164 W/kg = -7.85 dBW/kg

Test Laboratory: HCT CO., LTD
EUT Type: Mobile Phone
Liquid Temperature: 20.7 ℃
Ambient Temperature: 20.8 ℃
Test Date: 09/05/2023
Plot No.: A15
Band: LTE FDD Band 66 Head – MAIN1(Ant A)

**DUT: SM-S926B/DS**

Communication System: UID 0, LTE Band66 (0); Frequency: 1720 MHz;Duty Cycle: 1:1
Medium parameters used: f = 1720 MHz; $\sigma$ = 1.335 S/m; $\varepsilon_r$ = 40.131; $\rho$ = 1000 kg/m$^3$
Phantom section: Left Section

DASY5 Configuration:

- Probe: EX3DV4 - SN7732; ConvF(9.01, 9.01, 9.01) @ 1720 MHz; Calibrated: 2023-06-20
- Sensor-Surface: 1.4mm (Mechanical Surface Detection)
- Electronics: DAE4 Sn1687; Calibrated: 2023-07-18
- Phantom: SAM with CRP v5.0(Front); Type: QD000P40CD; Serial: TP:xxxx
- Measurement SW: DASY52, Version 52.10 (4); SEMCAD X Version 14.6.14 (7483)

**LTE Band 66 Head Left Touch QPSK 20MHz 1RB 49offset 132072ch/Area Scan (8x13x1):** Measurement grid: dx=15mm, dy=15mm
Maximum value of SAR (measured) = 0.112 W/kg

**LTE Band 66 Head Left Touch QPSK 20MHz 1RB 49offset 132072ch/Zoom Scan (5x5x7)/Cube 0:** Measurement grid: dx=8mm, dy=8mm, dz=5mm
Reference Value = 2.656 V/m; Power Drift = 0.15 dB
Peak SAR (extrapolated) = 0.130 W/kg
**SAR(1 g) = 0.087 W/kg; SAR(10 g) = 0.056 W/kg**
Maximum value of SAR (measured) = 0.113 W/kg

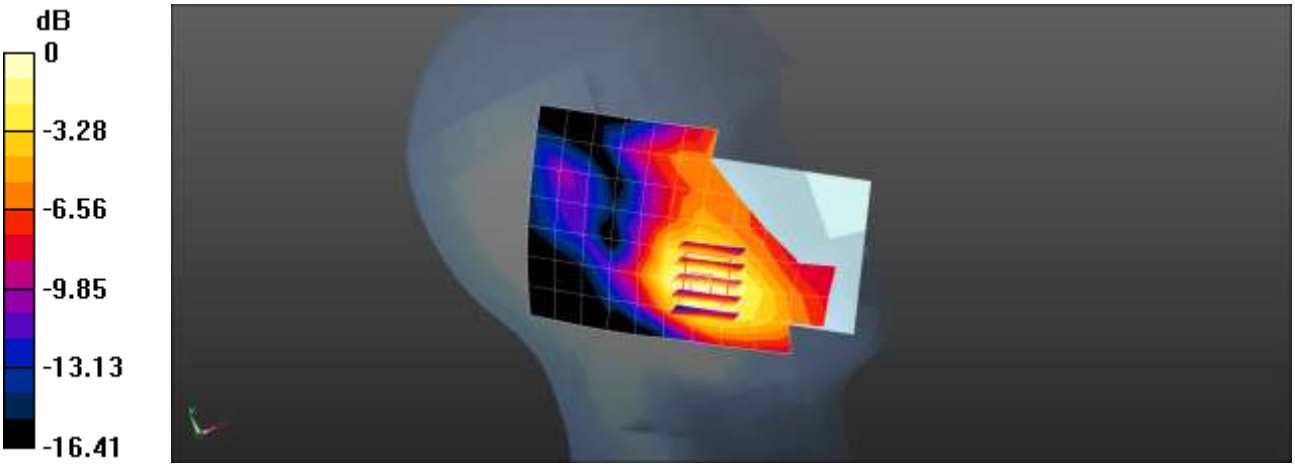


0 dB = 0.113 W/kg = -9.47 dBW/kg

| | |
|---|---|
| Test Laboratory: | HCT CO., LTD |
| EUT Type: | Mobile Phone |
| Liquid Temperature: | 21.4 ℃ |
| Ambient Temperature: | 21.5 ℃ |
| Test Date: | 09/16/2023 |
| Plot No.: | A16 |
| Band: | LTE FDD Band 66 Head – SUB2(Ant F) |

**DUT: SM-S926B/DS**

Communication System: UID 0, LTE Band 66 (0); Frequency: 1770 MHz;Duty Cycle: 1:1
Medium parameters used: f = 1770 MHz; σ = 1.368 S/m; $\varepsilon_r$ = 41.39; ρ = 1000 kg/m$^3$
Phantom section: Right Section

DASY5 Configuration:

- Probe: EX3DV4 - SN7309; ConvF(8.36, 7.55, 8.61) @ 1770 MHz; Calibrated: 2023-06-19
- Sensor-Surface: 1.4mm (Mechanical Surface Detection)
- Electronics: DAE4 Sn1464; Calibrated: 2023-06-16
- Phantom: SAM_Right_20170913; Type: QD000P40CC; Serial: 1070
- Measurement SW: DASY52, Version 52.10 (3); SEMCAD X Version 14.6.13 (7474)

**LTE Band 66 Head Right Tilt QPSK 20MHz 50RB 49offset 132572ch/Area Scan (8x14x1):** Measurement grid: dx=15mm, dy=15mm
Maximum value of SAR (measured) = 0.907 W/kg

**LTE Band 66 Head Right Tilt QPSK 20MHz 50RB 49offset 132572ch/Zoom Scan (5x5x7)/Cube 0:** Measurement grid: dx=8mm, dy=8mm, dz=5mm
Reference Value = 24.54 V/m; Power Drift = -0.07 dB
Peak SAR (extrapolated) = 1.67 W/kg
**SAR(1 g) = 0.791 W/kg; SAR(10 g) = 0.379 W/kg**
Maximum value of SAR (measured) = 1.25 W/kg

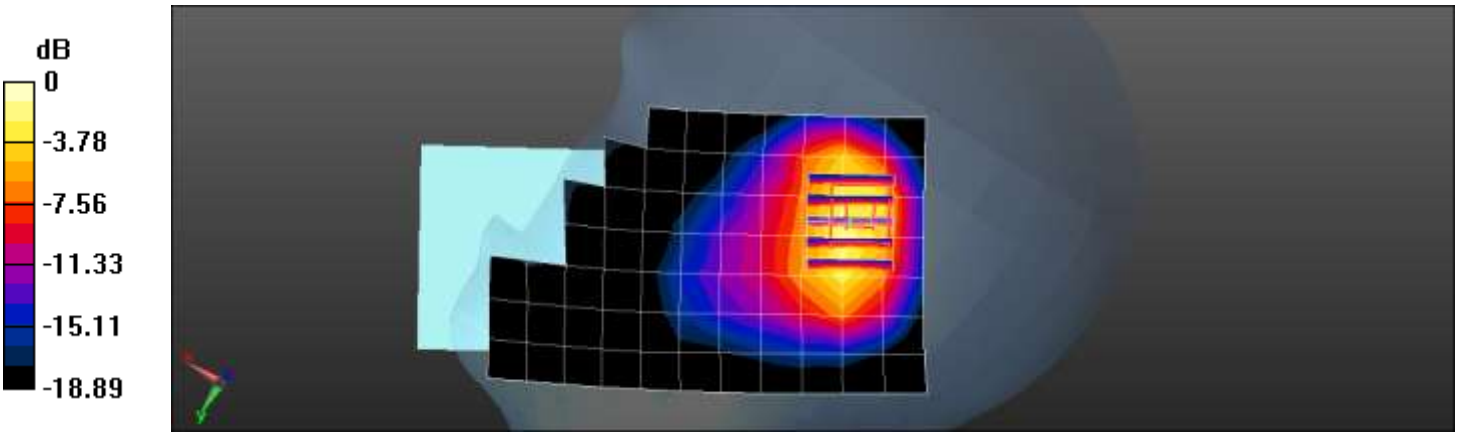


0 dB = 1.25 W/kg = 0.97 dBW/kg

Test Laboratory: HCT CO., LTD
EUT Type: Mobile Phone
Liquid Temperature: 21.2 ℃
Ambient Temperature: 21.3 ℃
Test Date: 09/06/2023
Plot No.: A17
Band: NR FDD Band n5 Head – MAIN1(Ant A)

**DUT: SM-S926B/DS**

Communication System: UID 0, NR Band 5 (0); Frequency: 836.5 MHz;Duty Cycle: 1:1
Medium parameters used (interpolated): f = 836.5 MHz; $\sigma$ = 0.925 S/m; $\varepsilon_r$ = 41.286; $\rho$ = 1000 kg/m$^3$
Phantom section: Right Section

DASY5 Configuration:

- Probe: EX3DV4 - SN7654; ConvF(9.83, 9.9, 10.74) @ 836.5 MHz; Calibrated: 2023-05-24
- Sensor-Surface: 1.4mm (Mechanical Surface Detection)
- Electronics: DAE4 Sn1686; Calibrated: 2023-05-23
- Phantom: Twin-SAM V5.0 (20deg probe tilt); Type: QD 000 P40 CD; Serial: xxxx
- Measurement SW: DASY52, Version 52.10 (4); SEMCAD X Version 14.6.14 (7501)

**NR Band n5 Head Right Touch DFT-s QPSK 20MHz 1RB 53offset 167300ch/Area Scan (8x14x1):** Measurement grid: dx=15mm, dy=15mm
Maximum value of SAR (measured) = 0.0638 W/kg

**NR Band n5 Head Right Touch DFT-s QPSK 20MHz 1RB 53offset 167300ch/Zoom Scan (5x5x7)/Cube 0:**
Measurement grid: dx=8mm, dy=8mm, dz=5mm
Reference Value = 4.702 V/m; Power Drift = -0.07 dB
Peak SAR (extrapolated) = 0.0650 W/kg
**SAR(1 g) = 0.055 W/kg; SAR(10 g) = 0.043 W/kg**
Maximum value of SAR (measured) = 0.0622 W/kg

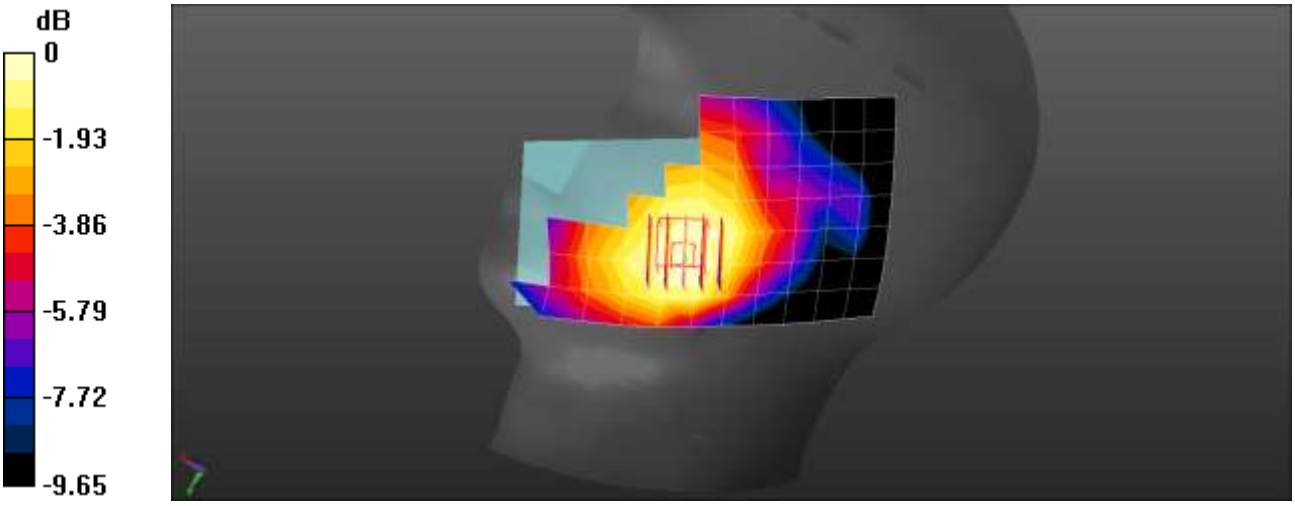


0 dB = 0.0622 W/kg = -12.06 dBW/kg

Test Laboratory: HCT CO., LTD
EUT Type: Mobile Phone
Liquid Temperature: 20.3 ℃
Ambient Temperature: 20.4 ℃
Test Date: 10/04/2023
Plot No.: A18
Band: NR FDD Band n5 Head – SUB1(Ant E)

**DUT: SM-S926B/DS**

Communication System: UID 0, NR Band 5 (0); Frequency: 836.5 MHz;Duty Cycle: 1:1
Medium parameters used (interpolated): f = 836.5 MHz; $\sigma$ = 0.928 S/m; $\varepsilon_r$ = 42.611; $\rho$ = 1000 kg/m$^3$
Phantom section: Left Section

DASY5 Configuration:

- Probe: EX3DV4 - SN7732; ConvF(10.1, 10.1, 10.1) @ 836.5 MHz; Calibrated: 2023-06-20
- Sensor-Surface: 1.4mm (Mechanical Surface Detection)
- Electronics: DAE4 Sn1687; Calibrated: 2023-07-18
- Phantom: SAM with CRP v5.0(Front); Type: QD000P40CD; Serial: TP:xxxx
- Measurement SW: DASY52, Version 52.10 (4); SEMCAD X Version 14.6.14 (7483)

**NR Band n5 Head Left Touch DFT-s QPSK 20MHz 50RB 0offset 167300ch/Area Scan (8x14x1):** Measurement grid: dx=15mm, dy=15mm
Maximum value of SAR (measured) = 1.14 W/kg

**NR Band n5 Head Left Touch DFT-s QPSK 20MHz 50RB 0offset 167300ch/Zoom Scan (5x5x7)/Cube 0:**
Measurement grid: dx=8mm, dy=8mm, dz=5mm
Reference Value = 22.13 V/m; Power Drift = 0.04 dB
Peak SAR (extrapolated) = 1.80 W/kg
**SAR(1 g) = 0.645 W/kg; SAR(10 g) = 0.334 W/kg**
Maximum value of SAR (measured) = 1.33 W/kg

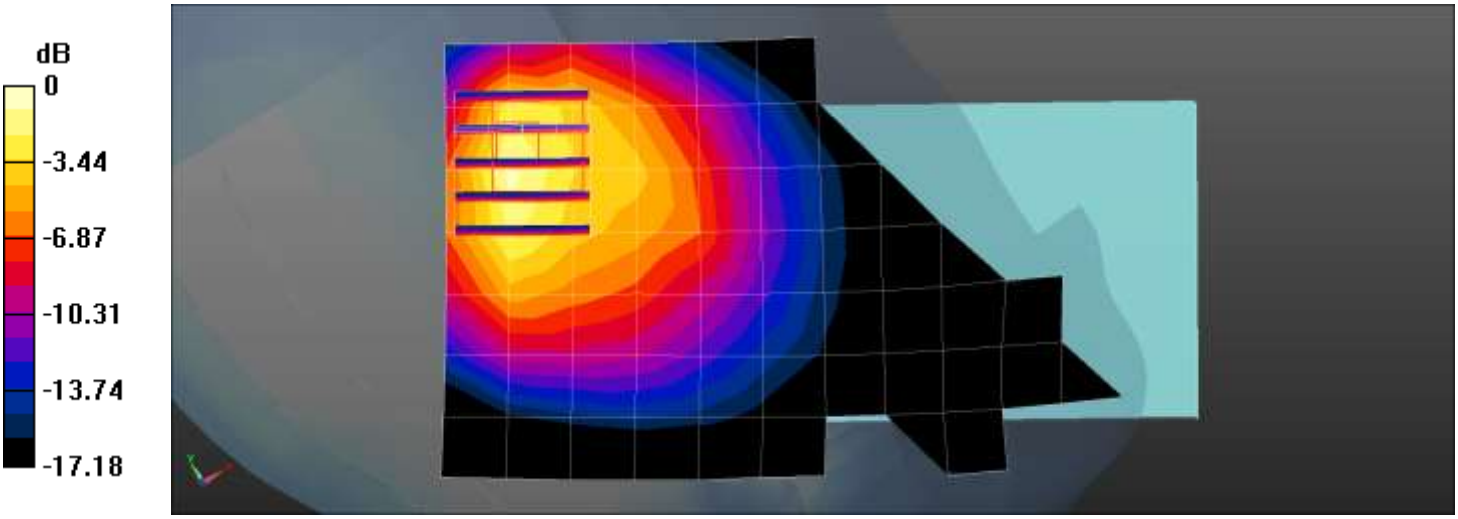


0 dB = 1.33 W/kg = 1.24 dBW/kg

Test Laboratory: HCT CO., LTD
EUT Type: Mobile Phone
Liquid Temperature: 21.9 ℃
Ambient Temperature: 22.0 ℃
Test Date: 09/25/2023
Plot No.: A19
Band: NR FDD Band n25 Head – MAIN1(Ant A)

**DUT: SM-S926B/DS**

Communication System: UID 0, n25 (0); Frequency: 1905 MHz;Duty Cycle: 1:1
Medium parameters used (interpolated): f = 1905 MHz; $\sigma$ = 1.415 S/m; $\varepsilon_r$ = 39.144; $\rho$ = 1000 kg/m$^3$
Phantom section: Left Section

DASY5 Configuration:

- Probe: EX3DV4 - SN3903; ConvF(8.41, 7.93, 8.06) @ 1905 MHz; Calibrated: 2023-07-19
- Sensor-Surface: 1.4mm (Mechanical Surface Detection)
- Electronics: DAE4 Sn466; Calibrated: 2023-04-25
- Phantom: Twin-SAM V4.0 (20deg probe tilt); Type: QD 000 P40 CC; Serial: xxxx
- Measurement SW: DASY52, Version 52.10 (4); SEMCAD X Version 14.6.14 (7483)

**NR Band n25 Head Left Touch DFT-s QPSK 20MHz 1RB 53offset 381000ch/Area Scan (8x14x1):** Measurement grid: dx=15mm, dy=15mm
Maximum value of SAR (measured) = 0.147 W/kg

**NR Band n25 Head Left Touch DFT-s QPSK 20MHz 1RB 53offset 381000ch/Zoom Scan (5x5x7)/Cube 0:**
Measurement grid: dx=8mm, dy=8mm, dz=5mm
Reference Value = 2.812 V/m; Power Drift = -0.11 dB
Peak SAR (extrapolated) = 0.173 W/kg
**SAR(1 g) = 0.107 W/kg; SAR(10 g) = 0.064 W/kg**
Maximum value of SAR (measured) = 0.148 W/kg

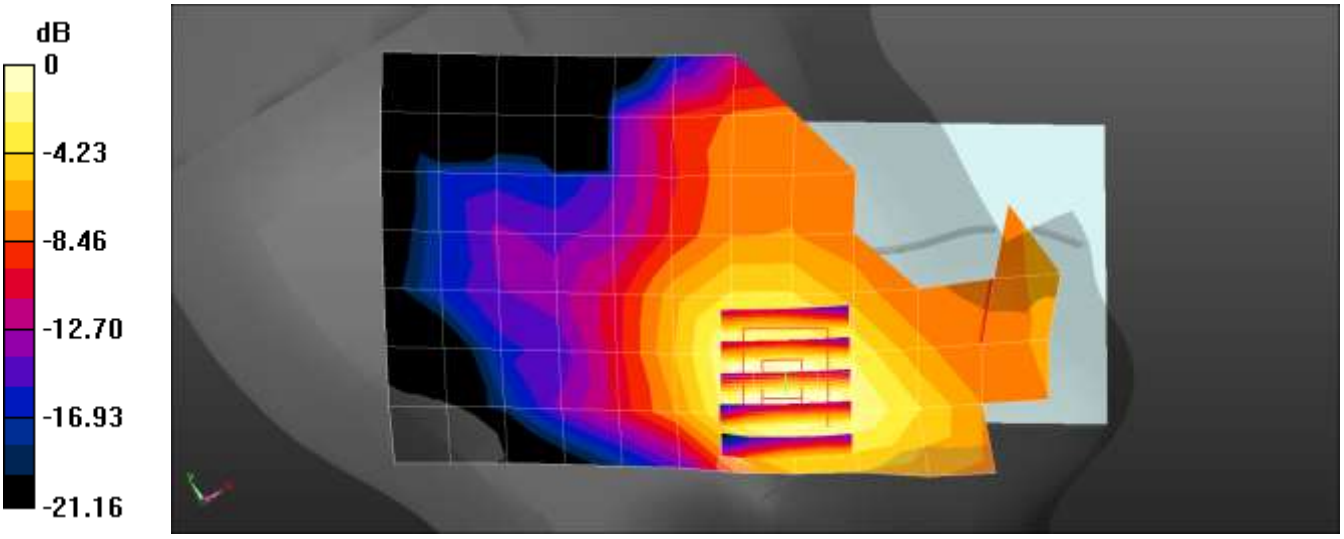


0 dB = 0.148 W/kg = -8.30 dBW/kg

| | |
|---|---|
| EUT Type: | Mobile Phone |
| Liquid Temperature: | 22.0 ℃ |
| Ambient Temperature: | 22.1 ℃ |
| Test Date: | 09/26/2023 |
| Plot No.: | A20 |
| Band: | NR FDD Band n25 Head – SUB2(Ant F) |

**DUT: SM-S926B/DS**

Communication System: UID 0, n25 (0); Frequency: 1860 MHz;Duty Cycle: 1:1
Medium parameters used: f = 1860 MHz; $\sigma$ = 1.372 S/m; $\varepsilon_r$ = 39.348; $\rho$ = 1000 kg/m$^3$
Phantom section: Right Section

DASY5 Configuration:

- Probe: EX3DV4 - SN3903; ConvF(8.41, 7.93, 8.06) @ 1860 MHz; Calibrated: 2023-07-19
- Sensor-Surface: 1.4mm (Mechanical Surface Detection)
- Electronics: DAE4 Sn466; Calibrated: 2023-04-25
- Phantom: Twin-SAM V4.0 (20deg probe tilt); Type: QD 000 P40 CC; Serial: xxxx
- Measurement SW: DASY52, Version 52.10 (4); SEMCAD X Version 14.6.14 (7483)

**NR Band n25 Head Right Tilt DFT-s QPSK 20MHz 1RB 53offset 372000ch/Area Scan (8x13x1):** Measurement grid: dx=15mm, dy=15mm
Maximum value of SAR (measured) = 1.11 W/kg

**NR Band n25 Head Right Tilt DFT-s QPSK 20MHz 1RB 53offset 372000ch/Zoom Scan (5x5x7)/Cube 0:**
Measurement grid: dx=8mm, dy=8mm, dz=5mm
Reference Value = 23.38 V/m; Power Drift = -0.13 dB
Peak SAR (extrapolated) = 1.81 W/kg
**SAR(1 g) = 0.762 W/kg; SAR(10 g) = 0.337 W/kg**
Maximum value of SAR (measured) = 1.42 W/kg

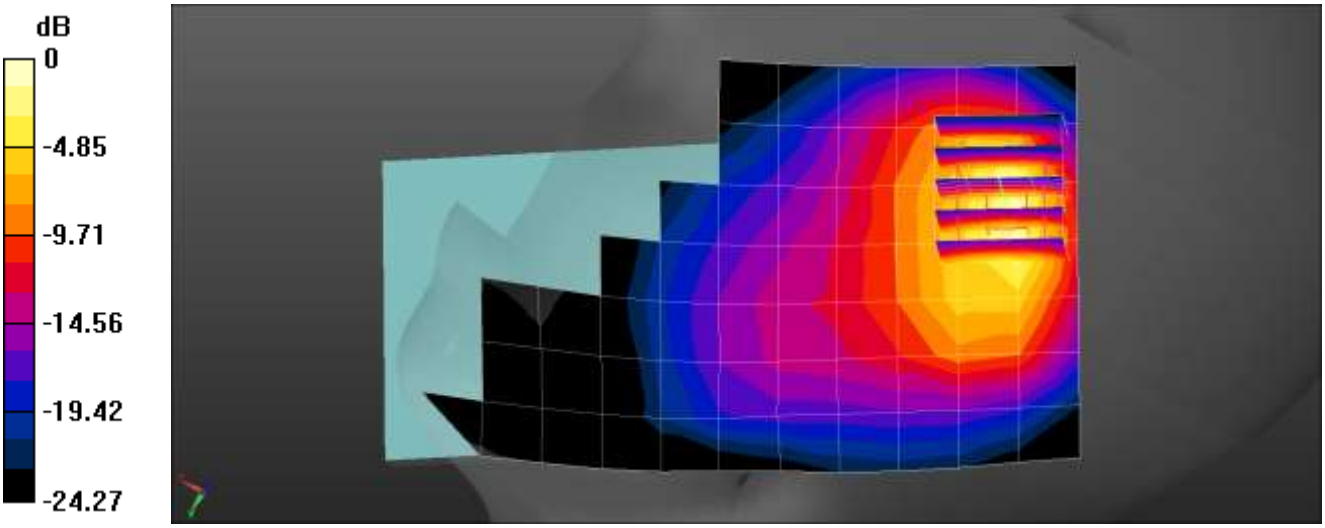


0 dB = 1.24 W/kg = 0.93 dBW/kg

| | |
|---|---|
| EUT Type: | Mobile Phone |
| Liquid Temperature: | 20.6 ℃ |
| Ambient Temperature: | 20.5 ℃ |
| Test Date: | 10/15/2023 |
| Plot No.: | A21 |
| Band: | NR TDD Band n41 Head – SUB2(Ant F) |

**DUT: SM-S926B/DS**
Communication System: UID 0, NR n41 Duty 100% (0); Frequency: 2592.99 MHz;Duty Cycle: 1:1
Medium parameters used (interpolated): f = 2592.99 MHz; σ = 2.023 S/m; $\varepsilon_r$ = 39.1; ρ = 1000 kg/m$^3$
Phantom section: Right Section

DASY5 Configuration:

- Probe: EX3DV4 - SN7370; ConvF(7.57, 7.57, 7.57) @ 2592.99 MHz; Calibrated: 2023-08-24
- Sensor-Surface: 1.4mm (Mechanical Surface Detection)
- Electronics: DAE4 Sn1225; Calibrated: 2023-03-06
- Phantom: Twin-SAM V4.0 (Left-Right); Type: QD 000 P40 CC; Serial: xxxx
- Measurement SW: DASY52, Version 52.10 (4); SEMCAD X Version 14.6.14 (7483)

**NR Band n41 Head Right Tilt DFT-s QPSK 100MHz 270RB 0offset 518598ch/Area Scan (10x17x1):** Measurement grid: dx=12mm, dy=12mm
Maximum value of SAR (measured) = 0.894 W/kg

**NR Band n41 Head Right Tilt DFT-s QPSK 100MHz 270RB 0offset 518598ch/Zoom Scan (7x7x7)/Cube 0:**
Measurement grid: dx=5mm, dy=5mm, dz=5mm
Reference Value = 11.68 V/m; Power Drift = 0.05 dB
Peak SAR (extrapolated) = 1.62 W/kg
**SAR(1 g) = 0.582 W/kg; SAR(10 g) = 0.218 W/kg**
Maximum value of SAR (measured) = 1.13 W/kg

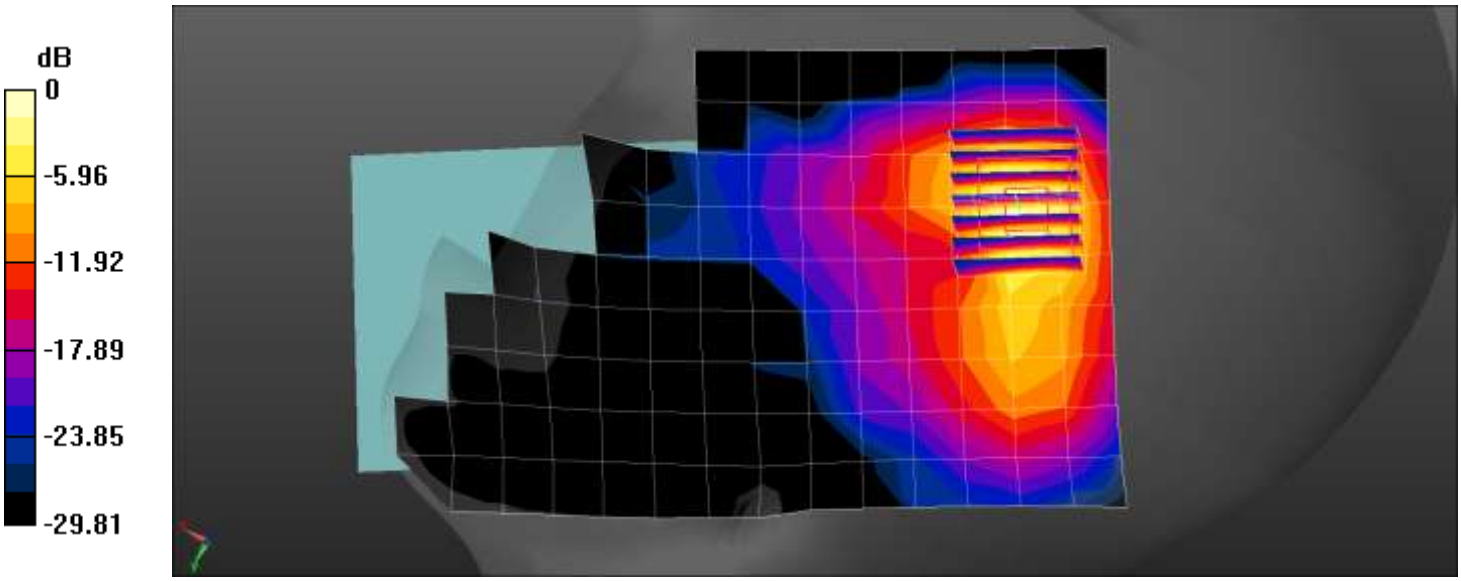


0 dB = 1.13 W/kg = 0.53 dBW/kg

| | |
|---|---|
| EUT Type: | Mobile Phone |
| Liquid Temperature: | 20.9 ℃ |
| Ambient Temperature: | 21.0 ℃ |
| Test Date: | 10/16/2023 |
| Plot No.: | A22 |
| Band: | NR TDD Band n41 SRS Head – SUB1(Ant E) |

**DUT: SM-S926B/DS**

Communication System: UID 0, NR n41 Duty 100% (0); Frequency: 2592.99 MHz;Duty Cycle: 1:1
Medium parameters used (interpolated): f = 2592.99 MHz; $\sigma$ = 2.022 S/m; $\varepsilon_r$ = 38.707; $\rho$ = 1000 kg/m$^3$
Phantom section: Left Section

DASY5 Configuration:

- Probe: EX3DV4 - SN7370; ConvF(7.57, 7.57, 7.57) @ 2592.99 MHz; Calibrated: 2023-08-24
- Sensor-Surface: 1.4mm (Mechanical Surface Detection)
- Electronics: DAE4 Sn1225; Calibrated: 2023-03-06
- Phantom: Twin-SAM V4.0 (Left-Right); Type: QD 000 P40 CC; Serial: xxxx
- Measurement SW: DASY52, Version 52.10 (4); SEMCAD X Version 14.6.14 (7483)

**NR Band n41 Head Left Tilt DFT-s QPSK 100MHz 1RB 136offset 518598ch/Area Scan (10x17x1):** Measurement grid: dx=12mm, dy=12mm
Maximum value of SAR (measured) = 0.498 W/kg

**NR Band n41 Head Left Tilt DFT-s QPSK 100MHz 1RB 136offset 518598ch/Zoom Scan (7x7x7)/Cube 0:**
Measurement grid: dx=5mm, dy=5mm, dz=5mm
Reference Value = 11.63 V/m; Power Drift = 0.16 dB
Peak SAR (extrapolated) = 0.810 W/kg
**SAR(1 g) = 0.304 W/kg; SAR(10 g) = 0.125 W/kg**
Maximum value of SAR (measured) = 0.588 W/kg

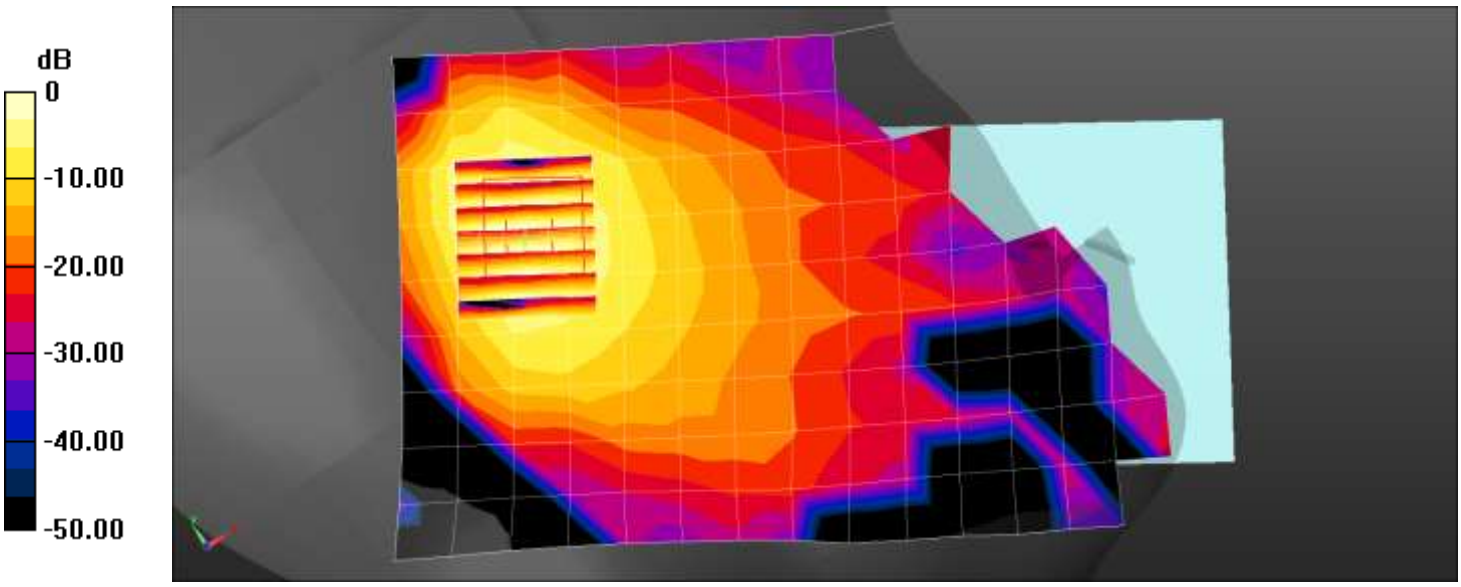


0 dB = 0.588 W/kg = -2.31 dBW/kg

Test Laboratory: HCT CO., LTD
EUT Type: Mobile Phone
Liquid Temperature: 21.8 ℃
Ambient Temperature: 21.9 ℃
Test Date: 09/27/2023
Plot No.: A23
Band: NR FDD Band n66 Head – MAIN1(Ant A)

**DUT: SM-S926B/DS**

Communication System: UID 0, n66 (0); Frequency: 1745 MHz;Duty Cycle: 1:1
Medium parameters used (interpolated): f = 1745 MHz; σ = 1.344 S/m; $\varepsilon_r$ = 39.559; ρ = 1000 kg/m$^3$
Phantom section: Left Section

DASY5 Configuration:

- Probe: EX3DV4 - SN3903; ConvF(8.93, 8.41, 8.5) @ 1745 MHz; Calibrated: 2023-07-19
- Sensor-Surface: 1.4mm (Mechanical Surface Detection)
- Electronics: DAE4 Sn466; Calibrated: 2023-04-25
- Phantom: Twin-SAM V4.0 (20deg probe tilt); Type: QD 000 P40 CC; Serial: xxxx
- Measurement SW: DASY52, Version 52.10 (4); SEMCAD X Version 14.6.14 (7483)

**NR Band n66 Head Left Touch DFT-s QPSK 20MHz 50RB 28offset 349000ch/Area Scan (8x14x1):** Measurement grid: dx=15mm, dy=15mm
Maximum value of SAR (measured) = 0.135 W/kg

**NR Band n66 Head Left Touch DFT-s QPSK 20MHz 50RB 28offset 349000ch/Zoom Scan (5x5x7)/Cube 0:**
Measurement grid: dx=8mm, dy=8mm, dz=5mm
Reference Value = 2.797 V/m; Power Drift = -0.17 dB
Peak SAR (extrapolated) = 0.175 W/kg
**SAR(1 g) = 0.110 W/kg; SAR(10 g) = 0.069 W/kg**
Maximum value of SAR (measured) = 0.151 W/kg

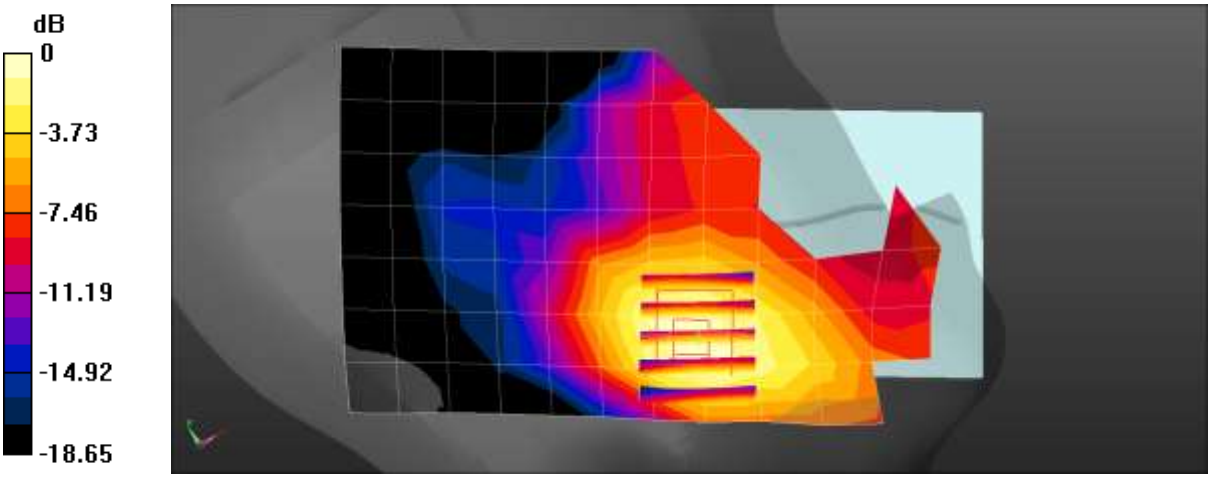


0 dB = 0.151 W/kg = -8.21 dBW/kg

Test Laboratory: HCT CO., LTD
EUT Type: Mobile Phone
Liquid Temperature: 22.1 ℃
Ambient Temperature: 22.2 ℃
Test Date: 09/28/2023
Plot No.: A24
Band: NR FDD Band n66 Head – SUB2(Ant F)

**DUT: SM-S926B/DS**

Communication System: UID 0, n66 (0); Frequency: 1770 MHz;Duty Cycle: 1:1
Medium parameters used: f = 1770 MHz; σ = 1.39 S/m; $\varepsilon_r$ = 39.357; ρ = 1000 kg/m$^3$
Phantom section: Right Section

DASY5 Configuration:

- Probe: EX3DV4 - SN3903; ConvF(8.93, 8.41, 8.5) @ 1770 MHz; Calibrated: 2023-07-19
- Sensor-Surface: 1.4mm (Mechanical Surface Detection)
- Electronics: DAE4 Sn466; Calibrated: 2023-04-25
- Phantom: Twin-SAM V4.0 (20deg probe tilt); Type: QD 000 P40 CC; Serial: xxxx
- Measurement SW: DASY52, Version 52.10 (4); SEMCAD X Version 14.6.14 (7483)

**NR Band n66 Head Right Tilt DFT-s QPSK 20MHz 1RB 53offset 354000ch/Area Scan (8x14x1):** Measurement grid: dx=15mm, dy=15mm
Maximum value of SAR (measured) = 1.38 W/kg

**NR Band n66 Head Right Tilt DFT-s QPSK 20MHz 1RB 53offset 354000ch/Zoom Scan (5x5x7)/Cube 0:**
Measurement grid: dx=8mm, dy=8mm, dz=5mm
Reference Value = 24.76 V/m; Power Drift = 0.01 dB
Peak SAR (extrapolated) = 1.96 W/kg
**SAR(1 g) = 0.814 W/kg; SAR(10 g) = 0.365 W/kg**
Maximum value of SAR (measured) = 1.49 W/kg

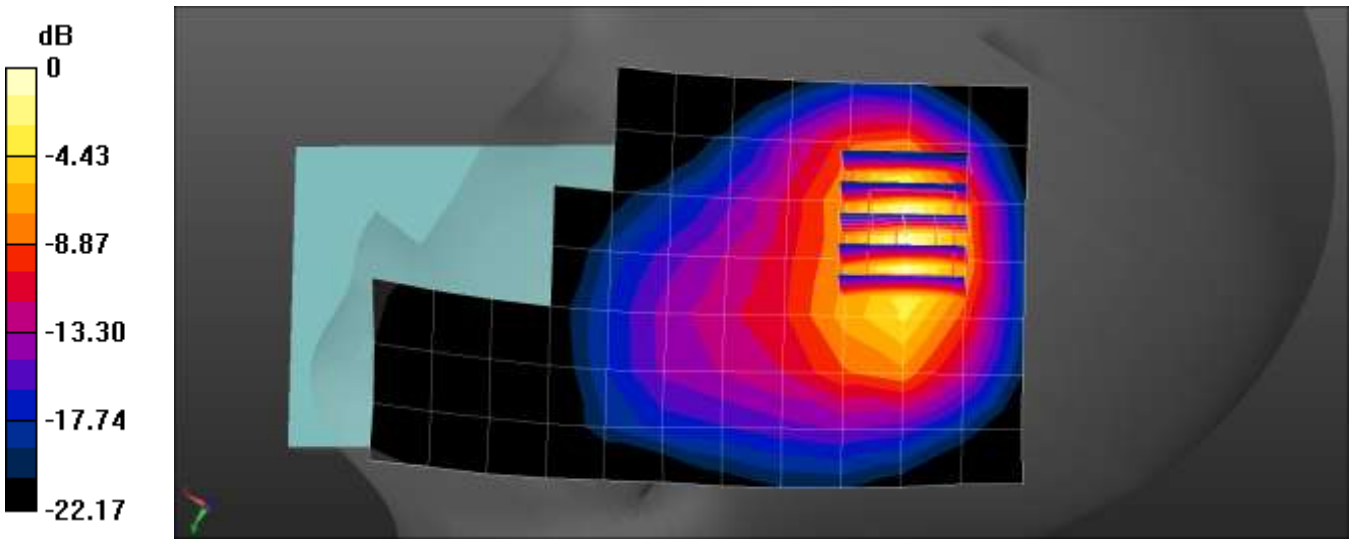


0 dB = 1.49 W/kg = 1.73 dBW/kg

| | |
|---|---|
| EUT Type: | Mobile Phone |
| Liquid Temperature: | 22.1 ℃ |
| Ambient Temperature: | 22.2 ℃ |
| Test Date: | 09/28/2023 |
| Plot No.: | A25 |
| Band: | NR TDD Band n77 Head – SUB2(Ant F) |

**DUT: SM-S926B/DS**

Communication System: UID 0, NR Band 77 (0); Frequency: 3750 MHz;Duty Cycle: 1:1
Medium parameters used: f = 3750 MHz; σ = 3.183 S/m; $\varepsilon_r$ = 38.998; ρ = 1000 kg/m$^3$
Phantom section: Right Section

DASY5 Configuration:

- Probe: EX3DV4 - SN7732; ConvF(7.44, 7.44, 7.44) @ 3750 MHz; Calibrated: 2023-06-20
- Sensor-Surface: 1.4mm (Mechanical Surface Detection)
- Electronics: DAE4 Sn1687; Calibrated: 2023-07-18
- Phantom: SAM with CRP v5.0(Front); Type: QD000P40CD; Serial: TP:xxxx
- Measurement SW: DASY52, Version 52.10 (4); SEMCAD X Version 14.6.14 (7483)

**NR Band n77 Head Right Tilt DFT-s QPSK 100MHz 270RB 0offset 650000ch/Area Scan (10x17x1):** Measurement grid: dx=12mm, dy=12mm
Maximum value of SAR (measured) = 0.735 W/kg

**NR Band n77 Head Right Tilt DFT-s QPSK 100MHz 270RB 0offset 650000ch/Zoom Scan (7x7x8)/Cube 0:**
Measurement grid: dx=5mm, dy=5mm, dz=4mm
Reference Value = 7.634 V/m; Power Drift = -0.17 dB
Peak SAR (extrapolated) = 1.19 W/kg
**SAR(1 g) = 0.349 W/kg; SAR(10 g) = 0.103 W/kg**
Maximum value of SAR (measured) = 0.777 W/kg

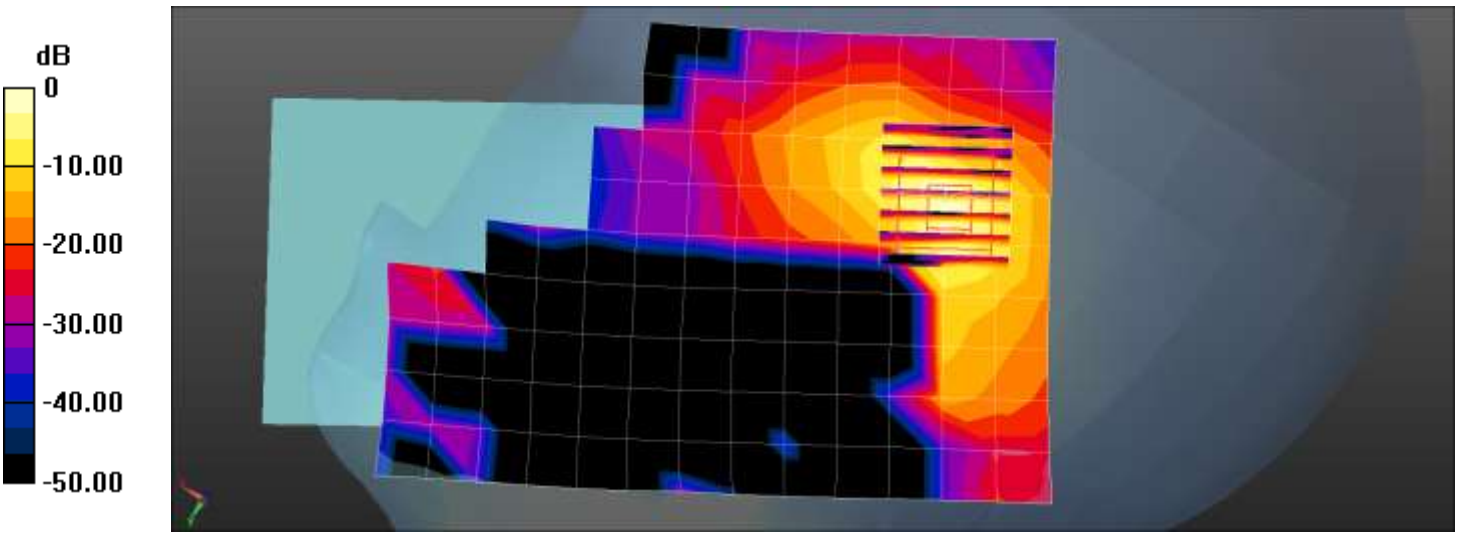


0 dB = 0.777 W/kg = -1.10 dBW/kg

| | |
|---|---|
| EUT Type: | Mobile Phone |
| Liquid Temperature: | 21.0 ℃ |
| Ambient Temperature: | 21.1 ℃ |
| Test Date: | 10/06/2023 |
| Plot No.: | A26 |
| Band: | NR TDD Band n77 SRS Head – SUB5(Ant I) |

**DUT: SM-S926B/DS**

Communication System: UID 0, NR Band 77 (0); Frequency: 3750 MHz;Duty Cycle: 1:1
Medium parameters used: f = 3750 MHz; $\sigma$ = 3.138 S/m; $\varepsilon_r$ = 38.033; $\rho$ = 1000 kg/m$^3$
Phantom section: Right Section

DASY5 Configuration:

- Probe: EX3DV4 - SN7732; ConvF(7.44, 7.44, 7.44) @ 3750 MHz; Calibrated: 2023-06-20
- Sensor-Surface: 1.4mm (Mechanical Surface Detection)
- Electronics: DAE4 Sn1687; Calibrated: 2023-07-18
- Phantom: SAM with CRP v5.0(Front); Type: QD000P40CD; Serial: TP:xxxx
- Measurement SW: DASY52, Version 52.10 (4); SEMCAD X Version 14.6.14 (7483)

**NR Band n77 Head Right Touch DFT-s QPSK 100MHz 1RB 136offset 650000ch/Area Scan (10x17x1):**
Measurement grid: dx=12mm, dy=12mm
Maximum value of SAR (measured) = 0.428 W/kg

**NR Band n77 Head Right Touch DFT-s QPSK 100MHz 1RB 136offset 650000ch/Zoom Scan (7x7x8)/Cube 0:**
Measurement grid: dx=5mm, dy=5mm, dz=4mm
Reference Value = 0.8260 V/m; Power Drift = -0.18 dB
Peak SAR (extrapolated) = 0.997 W/kg
**SAR(1 g) = 0.334 W/kg; SAR(10 g) = 0.105 W/kg**
Maximum value of SAR (measured) = 0.739 W/kg

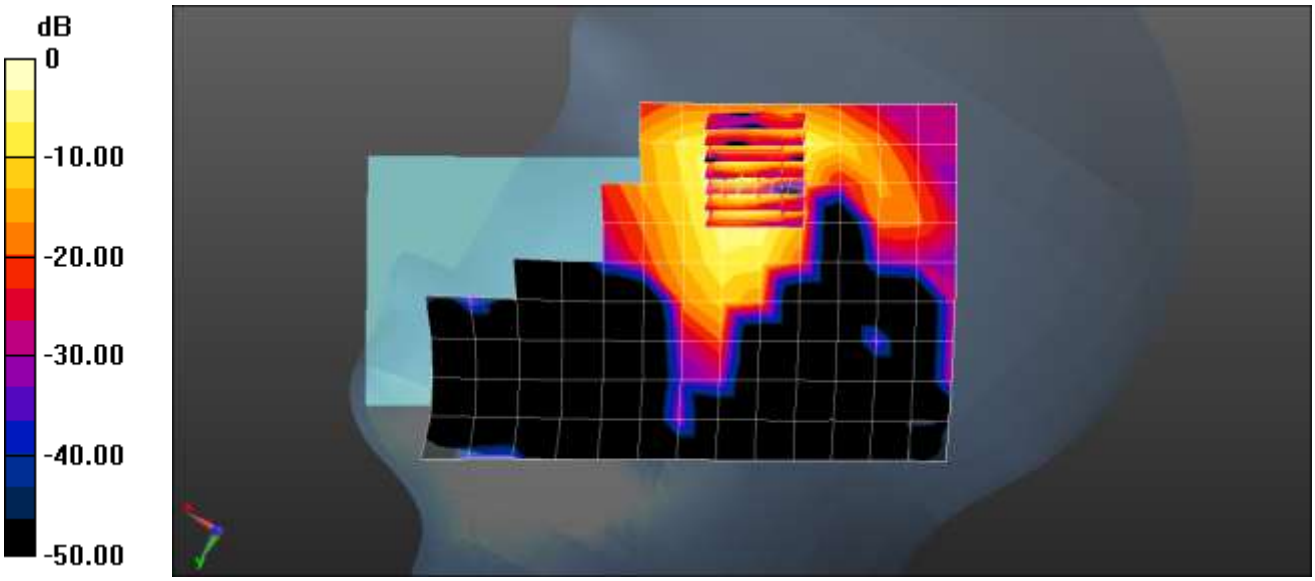


0 dB = 0.739 W/kg = -1.31 dBW/kg

| | |
|---|---|
| EUT Type: | Mobile Phone |
| Liquid Temperature: | 21.7 ℃ |
| Ambient Temperature: | 21.8 ℃ |
| Test Date: | 09/11/2023 |
| Plot No.: | A27 |
| Band: | WLAN 2.4 GHz Head |

**DUT: SM-S926B/DS**

Communication System: UID 0, 2450MHz FCC (0); Frequency: 2462 MHz;Duty Cycle: 1:1
Medium parameters used (interpolated): f = 2462 MHz; σ = 1.854 S/m; $\varepsilon_r$ = 38.595; ρ = 1000 kg/m$^3$
Phantom section: Left Section

DASY5 Configuration:

- Probe: EX3DV4 - SN7654; ConvF(7.94, 7.91, 8.56) @ 2462 MHz; Calibrated: 2023-05-24
- Sensor-Surface: 1.4mm (Mechanical Surface Detection)
- Electronics: DAE4 Sn1686; Calibrated: 2023-05-23
- Phantom: SAM with CRP v5.0(Front); Type: QD000P40CD; Serial: TP:xxxx
- Measurement SW: DASY52, Version 52.10 (4); SEMCAD X Version 14.6.14 (7501)

**802.11b Head Left Touch 1Mbps 11ch/Area Scan (91x161x1):** Interpolated grid: dx=1.200 mm, dy=1.200 mm
Maximum value of SAR (interpolated) = 0.668 W/kg

**802.11b Head Left Touch 1Mbps 11ch/Zoom Scan (7x7x7)/Cube 0:** Measurement grid: dx=5mm, dy=5mm, dz=5mm
Reference Value = 5.972 V/m; Power Drift = -0.18 dB
Peak SAR (extrapolated) = 1.01 W/kg
**SAR(1 g) = 0.500 W/kg; SAR(10 g) = 0.225 W/kg**
Maximum value of SAR (measured) = 0.788 W/kg




0 dB = 0.788 W/kg = -1.03 dBW/kg

| | |
|---|---|
| EUT Type: | Mobile Phone |
| Liquid Temperature: | 21.4 ℃ |
| Ambient Temperature: | 21.5 ℃ |
| Test Date: | 09/18/2023 |
| Plot No.: | A28 |
| Band: | WLAN 5 GHz Head |

**DUT: SM-S926B/DS**

Communication System: UID 0, WIFI 5GHz (0); Frequency: 5775 MHz;Duty Cycle: 1:1
Medium parameters used (interpolated): f = 5775 MHz; σ = 5.421 S/m; $\varepsilon_r$ = 34.957; ρ = 1000 kg/m$^3$
Phantom section: Right Section

DASY5 Configuration:

- Probe: EX3DV4 - SN3797; ConvF(4.53, 4.29, 4.52) @ 5775 MHz; Calibrated: 2023-01-24
- Sensor-Surface: 1.4mm (Mechanical Surface Detection)
- Electronics: DAE4 Sn504; Calibrated: 2023-01-10
- Phantom: Twin-SAM V8.0 (20deg probe tilt); Type: QD 000 P41 Ax; Serial: xxxx
- Measurement SW: DASY52, Version 52.10 (3); SEMCAD X Version 14.6.13 (7474)

**802.11ac80 Head Right Touch MCS0 155ch/Area Scan (12x19x1):** Measurement grid: dx=10mm, dy=10mm
Maximum value of SAR (measured) = 0.651 W/kg

**802.11ac80 Head Right Touch MCS0 155ch/Zoom Scan (7x7x7)/Cube 0:** Measurement grid: dx=4mm, dy=4mm, dz=1.4mm
Reference Value = 2.236 V/m; Power Drift = 0.14 dB
Peak SAR (extrapolated) = 2.36 W/kg
**SAR(1 g) = 0.306 W/kg; SAR(10 g) = 0.068 W/kg**
Maximum value of SAR (measured) = 0.873 W/kg

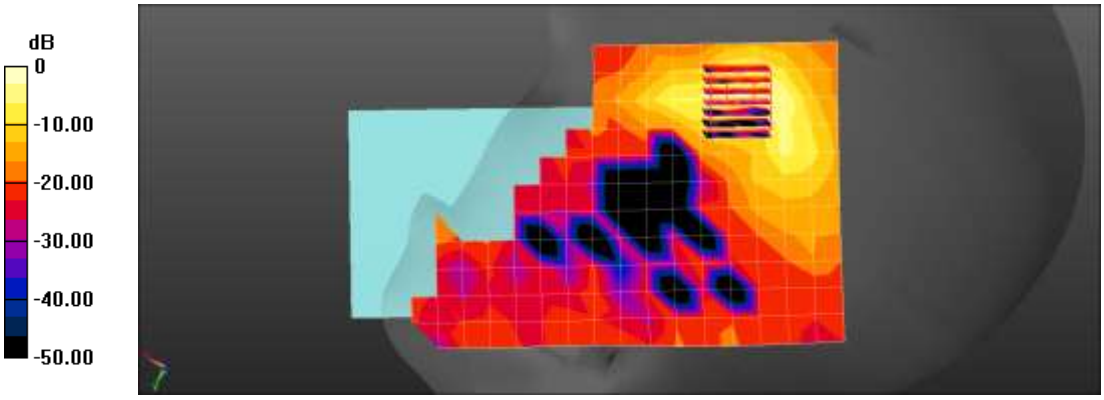


0 dB = 0.873 W/kg = -0.59 dBW/kg

| | |
|---|---|
| EUT Type: | Mobile Phone |
| Liquid Temperature: | 20.7 ℃ |
| Ambient Temperature: | 20.8 ℃ |
| Test Date: | 09/07/2023 |
| Plot No.: | A29 |
| Band: | Bluetooth Head |

**DUT: SM-S926B/DS**

Communication System: UID 0, Bluetooth (0); Frequency: 2480 MHz;Duty Cycle: 1:1
Medium parameters used: f = 2480 MHz; $\sigma$ = 1.888 S/m; $\varepsilon_r$ = 38.551; $\rho$ = 1000 kg/m$^3$
Phantom section: Right Section

DASY5 Configuration:

- Probe: EX3DV4 - SN7654; ConvF(7.94, 7.91, 8.56) @ 2480 MHz; Calibrated: 2023-05-24
- Sensor-Surface: 1.4mm (Mechanical Surface Detection)
- Electronics: DAE4 Sn1686; Calibrated: 2023-05-23
- Phantom: SAM with CRP v5.0(Front); Type: QD000P40CD; Serial: TP:xxxx
- Measurement SW: DASY52, Version 52.10 (4); SEMCAD X Version 14.6.14 (7501)

**Bluetooth Head Right Touch DH5 78ch/Area Scan (91x161x1):** Interpolated grid: dx=1.200 mm, dy=1.200 mm
Maximum value of SAR (interpolated) = 0.285 W/kg

**Bluetooth Head Right Touch DH5 78ch/Zoom Scan (7x7x7)/Cube 0:** Measurement grid: dx=5mm, dy=5mm, dz=5mm
Reference Value = 3.810 V/m; Power Drift = -0.146 dB
Peak SAR (extrapolated) = 0.349 W/kg
**SAR(1 g) = 0.144 W/kg; SAR(10 g) = 0.061 W/kg**
Maximum value of SAR (measured) = 0.270 W/kg

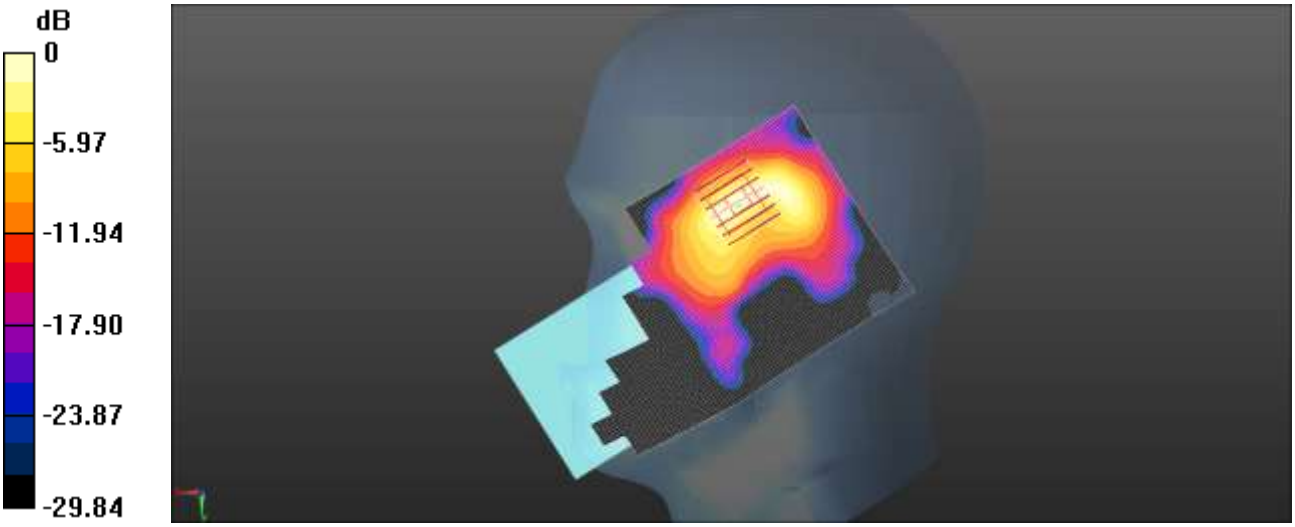


0 dB = 0.270 W/kg = -5.69 dBW/kg

| | |
|---|---|
| Test Laboratory: | HCT CO., LTD |
| EUT Type: | Mobile Phone |
| Liquid Temperature: | 22.0 ℃ |
| Ambient Temperature: | 22.1 ℃ |
| Test Date: | 09/01/2023 |
| Plot No.: | B1 |
| Band: | GSM 850 Body/ Hotspot – MAIN1(Ant A) |

**DUT: SM-S926B/DS**

Communication System: UID 0, GSM850 GPRS 3TX (0); Frequency: 836.6 MHz;Duty Cycle: 1:2.77013
Medium parameters used (interpolated): f = 836.6 MHz; $\sigma$ = 0.934 S/m; $\varepsilon_r$ = 42.411; $\rho$ = 1000 kg/m$^3$
Phantom section: Flat Section

DASY5 Configuration:

- Probe: EX3DV4 - SN7654; ConvF(9.83, 9.9, 10.74) @ 836.6 MHz; Calibrated: 2023-05-24
- Sensor-Surface: 1.4mm (Mechanical Surface Detection)
- Electronics: DAE4 Sn1686; Calibrated: 2023-05-23
- Phantom: Twin-SAM V5.0 (20deg probe tilt); Type: QD 000 P40 CD; Serial: xxxx
- Measurement SW: DASY52, Version 52.10 (4); SEMCAD X Version 14.6.14 (7501)

**GSM850 3Tx Body Rear 190ch/Area Scan (8x14x1):** Measurement grid: dx=15mm, dy=15mm
Maximum value of SAR (measured) = 0.325 W/kg

**GSM850 3Tx Body Rear 190ch/Zoom Scan (5x5x7)/Cube 0:** Measurement grid: dx=8mm, dy=8mm, dz=5mm
Reference Value = 10.05 V/m; Power Drift = -0.10 dB
Peak SAR (extrapolated) = 0.454 W/kg
**SAR(1 g) = 0.275 W/kg; SAR(10 g) = 0.165 W/kg**
Maximum value of SAR (measured) = 0.394 W/kg

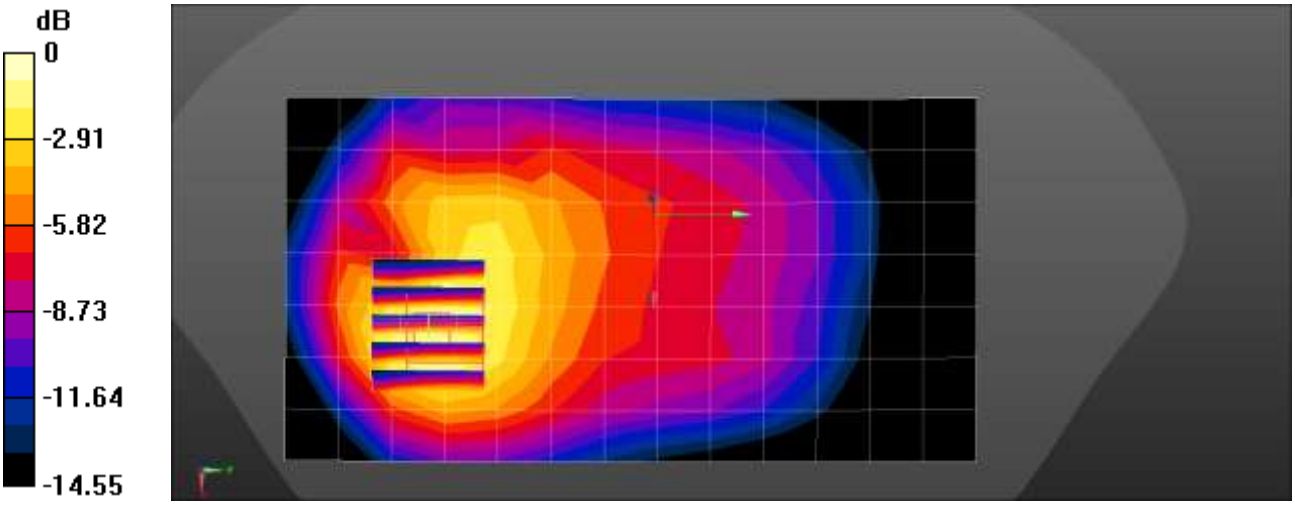


0 dB = 0.394 W/kg = -4.05 dBW/kg

| | |
|---|---|
| Test Laboratory: | HCT CO., LTD |
| EUT Type: | Mobile Phone |
| Liquid Temperature: | 22.2 ℃ |
| Ambient Temperature: | 22.3 ℃ |
| Test Date: | 10/08/2023 |
| Plot No.: | B2 |
| Band: | GSM 850 Body/ Hotspot – SUB1(Ant E) |

**DUT: SM-S926B/DS**

Communication System: UID 0, GSM850 GPRS 3TX (0); Frequency: 848.8 MHz;Duty Cycle: 1:2.77013
Medium parameters used (interpolated): f = 848.8 MHz; $\sigma$ = 0.954 S/m; $\varepsilon_r$ = 42.446; $\rho$ = 1000 kg/m$^3$
Phantom section: Flat Section

DASY5 Configuration:

- Probe: EX3DV4 - SN7654; ConvF(9.83, 9.9, 10.74) @ 848.8 MHz; Calibrated: 2023-05-24
- Sensor-Surface: 1.4mm (Mechanical Surface Detection)
- Electronics: DAE4 Sn1686; Calibrated: 2023-05-23
- Phantom: Twin-SAM V5.0 (20deg probe tilt); Type: QD 000 P40 CD; Serial: xxxx
- Measurement SW: DASY52, Version 52.10 (4); SEMCAD X Version 14.6.14 (7501)

**GSM850 3Tx Body Rear 251ch/Area Scan (8x14x1):** Measurement grid: dx=15mm, dy=15mm
Maximum value of SAR (measured) = 0.838 W/kg

**GSM850 3Tx Body Rear 251ch/Zoom Scan (5x5x7)/Cube 0:** Measurement grid: dx=8mm, dy=8mm, dz=5mm
Reference Value = 12.09 V/m; Power Drift = -0.17 dB
Peak SAR (extrapolated) = 1.17 W/kg
**SAR(1 g) = 0.697 W/kg; SAR(10 g) = 0.399 W/kg**
Maximum value of SAR (measured) = 1.00 W/kg

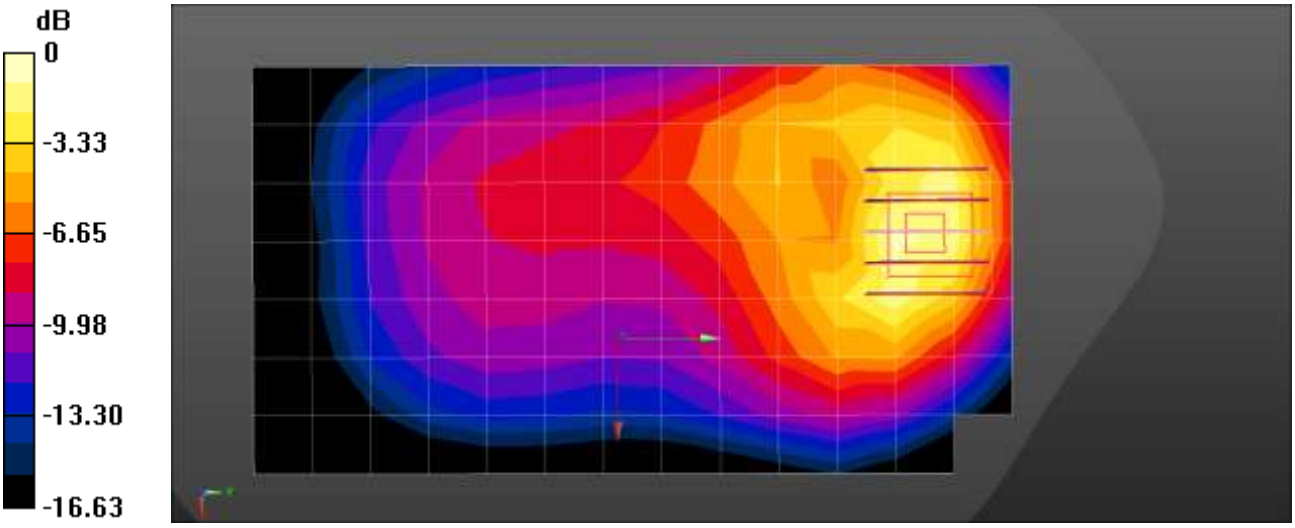


0 dB = 1.00 W/kg = 0.00 dBW/kg

| | |
|---|---|
| Test Laboratory: | HCT CO., LTD |
| EUT Type: | Mobile Phone |
| Liquid Temperature: | 22.2 ℃ |
| Ambient Temperature: | 22.3 ℃ |
| Test Date: | 09/07/2023 |
| Plot No.: | B3 |
| Band: | GSM 1900 Body/ Hotspot – MAIN1(Ant A) |

**DUT: SM-S926B/DS**

Communication System: UID 0, GSM 1900 (0); Frequency: 1850.2 MHz;Duty Cycle: 1:8.30042
Medium parameters used (interpolated): f = 1850.2 MHz; $\sigma$ = 1.338 S/m; $\varepsilon_r$ = 40.513; $\rho$ = 1000 kg/m$^3$
Phantom section: Flat Section

DASY5 Configuration:

- Probe: ES3DV3 - SN3076; ConvF(5.05, 5.05, 5.05) @ 1850.2 MHz; Calibrated: 2023-07-18
- Sensor-Surface: 3mm (Mechanical Surface Detection)
- Electronics: DAE4 Sn869; Calibrated: 2023-03-23
- Phantom: SAM_Right_20170913; Type: QD000P40CC; Serial: 1070
- Measurement SW: DASY52, Version 52.10 (3); SEMCAD X Version 14.6.13 (7474)

**GSM1900 Body Bottom 1Tx 512ch/Area Scan (6x9x1):** Measurement grid: dx=15mm, dy=15mm
Maximum value of SAR (measured) = 0.711 W/kg

**GSM1900 Body Bottom 1Tx 512ch/Zoom Scan (5x5x7)/Cube 0:** Measurement grid: dx=8mm, dy=8mm, dz=5mm
Reference Value = 28.14 V/m; Power Drift = -0.05 dB
Peak SAR (extrapolated) = 1.39 W/kg
**SAR(1 g) = 0.802 W/kg; SAR(10 g) = 0.425 W/kg**
Maximum value of SAR (measured) = 0.997 W/kg

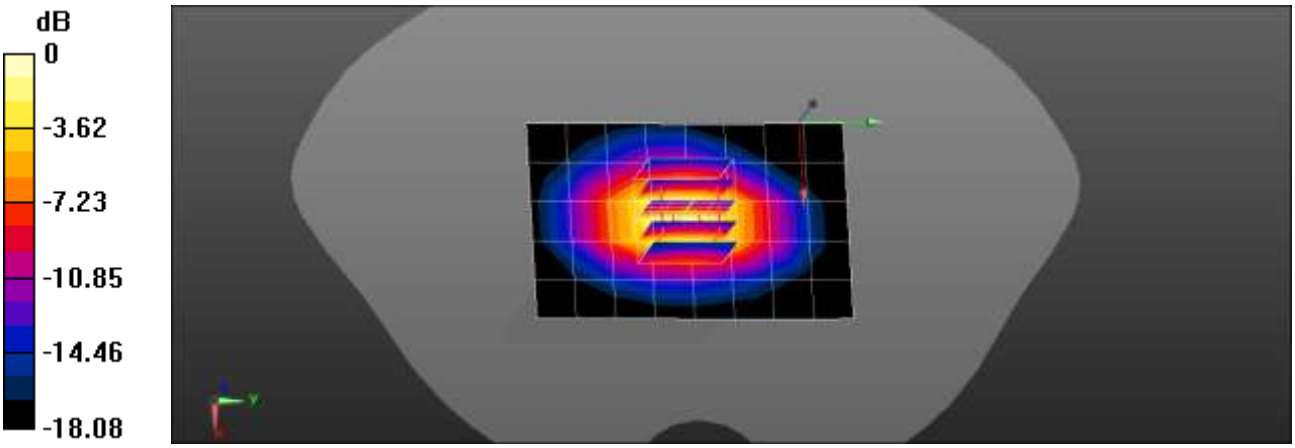


0 dB = 0.997 W/kg = -0.01 dBW/kg

Test Laboratory: HCT CO., LTD
EUT Type: Mobile Phone
Liquid Temperature: 21.1 ℃
Ambient Temperature: 21.2 ℃
Test Date: 09/04/2023
Plot No.: B4
Band: UMTS Band 5 Body/ Hotspot – MAIN1(Ant A)

**DUT: SM-S926B/DS**

Communication System: UID 0, WCDMA850 (0); Frequency: 836.6 MHz;Duty Cycle: 1:1
Medium parameters used (interpolated): f = 836.6 MHz; σ = 0.934 S/m; $\varepsilon_r$ = 42.427; ρ = 1000 kg/m$^3$
Phantom section: Flat Section

DASY5 Configuration:

- Probe: EX3DV4 - SN7654; ConvF(9.83, 9.9, 10.74) @ 836.6 MHz; Calibrated: 2023-05-24
- Sensor-Surface: 1.4mm (Mechanical Surface Detection)
- Electronics: DAE4 Sn1686; Calibrated: 2023-05-23
- Phantom: Twin-SAM V5.0 (20deg probe tilt); Type: QD 000 P40 CD; Serial: xxxx
- Measurement SW: DASY52, Version 52.10 (4); SEMCAD X Version 14.6.14 (7501)

**UMTS Band 5 Body Rear 4183ch/Area Scan (8x14x1):** Measurement grid: dx=15mm, dy=15mm
Maximum value of SAR (measured) = 0.334 W/kg

**UMTS Band 5 Body Rear 4183ch/Zoom Scan (5x5x7)/Cube 0:** Measurement grid: dx=8mm, dy=8mm, dz=5mm
Reference Value = 7.330 V/m; Power Drift = -0.19 dB
Peak SAR (extrapolated) = 0.557 W/kg
**SAR(1 g) = 0.310 W/kg; SAR(10 g) = 0.173 W/kg**
Maximum value of SAR (measured) = 0.471 W/kg

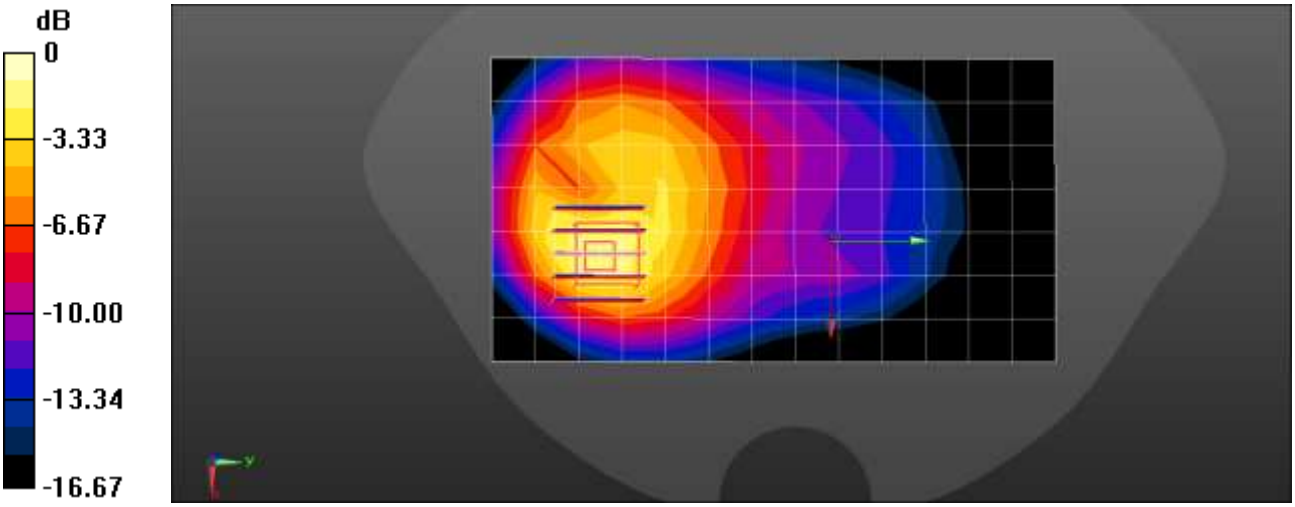


0 dB = 0.471 W/kg = -3.27 dBW/kg

Test Laboratory: HCT CO., LTD
EUT Type: Mobile Phone
Liquid Temperature: 22.6 ℃
Ambient Temperature: 22.7 ℃
Test Date: 10/07/2023
Plot No.: B5
Band: UMTS Band 5 Body/ Hotspot – SUB1(Ant E)

**DUT: SM-S926B/DS**

Communication System: UID 0, WCDMA850 (0); Frequency: 836.6 MHz;Duty Cycle: 1:1
Medium parameters used (interpolated): f = 836.6 MHz; $\sigma$ = 0.941 S/m; $\varepsilon_r$ = 42.603; $\rho$ = 1000 kg/m$^3$
Phantom section: Flat Section

DASY5 Configuration:

- Probe: EX3DV4 - SN7654; ConvF(9.83, 9.9, 10.74) @ 836.6 MHz; Calibrated: 2023-05-24
- Sensor-Surface: 1.4mm (Mechanical Surface Detection)
- Electronics: DAE4 Sn1686; Calibrated: 2023-05-23
- Phantom: Twin-SAM V5.0 (20deg probe tilt); Type: QD 000 P40 CD; Serial: xxxx
- Measurement SW: DASY52, Version 52.10 (4); SEMCAD X Version 14.6.14 (7501)

**UMTS Band 5 Body Rear 4183ch/Area Scan (8x14x1):** Measurement grid: dx=15mm, dy=15mm
Maximum value of SAR (measured) = 0.661 W/kg

**UMTS Band 5 Body Rear 4183ch/Zoom Scan (5x5x7)/Cube 0:** Measurement grid: dx=8mm, dy=8mm, dz=5mm
Reference Value = 14.54 V/m; Power Drift = -0.10 dB
Peak SAR (extrapolated) = 0.868 W/kg
**SAR(1 g) = 0.483 W/kg; SAR(10 g) = 0.271 W/kg**
Maximum value of SAR (measured) = 0.694 W/kg

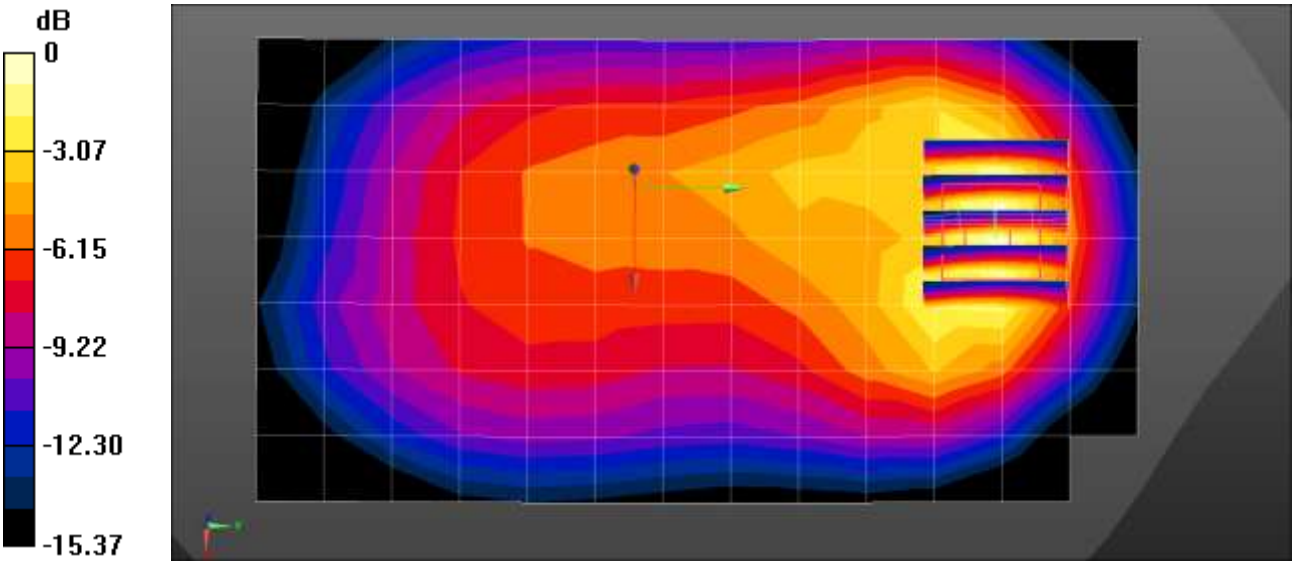


0 dB = 0.694 W/kg = -1.59 dBW/kg

| | |
|---|---|
| EUT Type: | Mobile Phone |
| Liquid Temperature: | 21.7 ℃ |
| Ambient Temperature: | 21.8 ℃ |
| Test Date: | 09/08/2023 |
| Plot No.: | B6 |
| Band: | UMTS Band 4 Body/ Hotspot – MAIN1(Ant A) |

**DUT: SM-S926B/DS**

Communication System: UID 0, WCDMA IV (0); Frequency: 1752.8 MHz;Duty Cycle: 1:1
Medium parameters used (interpolated): f = 1752.8 MHz; σ = 1.348 S/m; $\varepsilon_r$ = 41.46; ρ = 1000 kg/m$^3$
Phantom section: Flat Section

DASY5 Configuration:

- Probe: ES3DV3 - SN3076; ConvF(5.35, 5.35, 5.35) @ 1752.8 MHz; Calibrated: 2023-07-18
- Sensor-Surface: 3mm (Mechanical Surface Detection)
- Electronics: DAE4 Sn869; Calibrated: 2023-03-23
- Phantom: SAM_Right_20170913; Type: QD000P40CC; Serial: 1070
- Measurement SW: DASY52, Version 52.10 (3); SEMCAD X Version 14.6.13 (7474)

**UMTS Band 4 Body Bottom 1513ch/Area Scan (6x9x1):** Measurement grid: dx=15mm, dy=15mm
Maximum value of SAR (measured) = 0.707 W/kg

**UMTS Band 4 Body Bottom 1513ch/Zoom Scan (5x5x7)/Cube 0:** Measurement grid: dx=8mm, dy=8mm, dz=5mm
Reference Value = 27.94 V/m; Power Drift = -0.04 dB
Peak SAR (extrapolated) = 1.40 W/kg
**SAR(1 g) = 0.816 W/kg; SAR(10 g) = 0.441 W/kg**
Maximum value of SAR (measured) = 1.01 W/kg

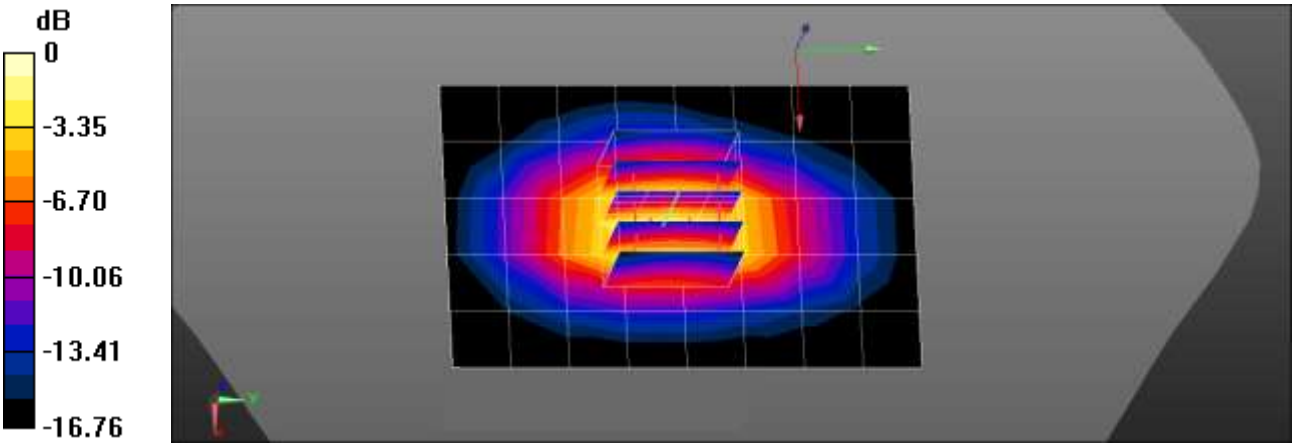


0 dB = 1.01 W/kg = 0.04 dBW/kg

| | |
|---|---|
| Test Laboratory: | HCT CO., LTD |
| EUT Type: | Mobile Phone |
| Liquid Temperature: | 20.7 ℃ |
| Ambient Temperature: | 20.8 ℃ |
| Test Date: | 09/06/2023 |
| Plot No.: | B7 |
| Band: | UMTS Band 2 Body/ Hotspot Head – MAIN1(Ant A) |

**DUT: SM-S926B/DS**

Communication System: UID 0, WCDMA1900 (0); Frequency: 1880 MHz;Duty Cycle: 1:1
Medium parameters used: f = 1880 MHz; $\sigma$ = 1.366 S/m; $\varepsilon_r$ = 39.275; $\rho$ = 1000 kg/m$^3$
Phantom section: Flat Section

DASY5 Configuration:

- Probe: ES3DV3 - SN3076; ConvF(5.05, 5.05, 5.05) @ 1880 MHz; Calibrated: 2023-07-18
- Sensor-Surface: 3mm (Mechanical Surface Detection)
- Electronics: DAE4 Sn869; Calibrated: 2023-03-23
- Phantom: SAM_Right_20170913; Type: QD000P40CC; Serial: 1070
- Measurement SW: DASY52, Version 52.10 (3); SEMCAD X Version 14.6.13 (7474)

**UMTS Band 2 Body Bottom 9400ch/Area Scan (6x9x1):** Measurement grid: dx=15mm, dy=15mm
Maximum value of SAR (measured) = 0.785 W/kg

**UMTS Band 2 Body Bottom 9400ch/Zoom Scan (5x5x7)/Cube 0:** Measurement grid: dx=8mm, dy=8mm, dz=5mm
Reference Value = 29.26 V/m; Power Drift = -0.03 dB
Peak SAR (extrapolated) = 1.59 W/kg
**SAR(1 g) = 0.906 W/kg; SAR(10 g) = 0.481 W/kg**
Maximum value of SAR (measured) = 1.13 W/kg

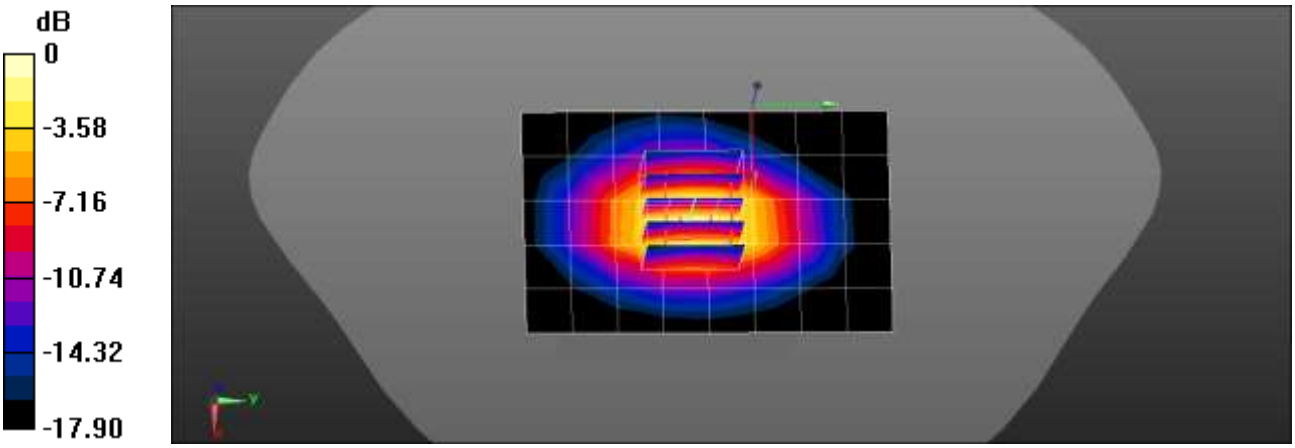


0 dB = 1.13 W/kg = 0.53 dBW/kg

| | |
|---|---|
| Test Laboratory: | HCT CO., LTD |
| EUT Type: | Mobile Phone |
| Liquid Temperature: | 21.0 ℃ |
| Ambient Temperature: | 21.1 ℃ |
| Test Date: | 09/08/2023 |
| Plot No.: | B8 |
| Band: | LTE FDD Band 2 Body/ Hotspot – SUB2(Ant F) |

**DUT: SM-S926B/DS**

Communication System: UID 0, LTE Band 2 (0); Frequency: 1900 MHz;Duty Cycle: 1:1
Medium parameters used: f = 1900 MHz; $\sigma$ = 1.383 S/m; $\varepsilon_r$ = 39.176; $\rho$ = 1000 kg/m$^3$
Phantom section: Flat Section

DASY5 Configuration:

- Probe: EX3DV4 - SN7732; ConvF(8.62, 8.62, 8.62) @ 1900 MHz; Calibrated: 2023-06-20
- Sensor-Surface: 1.4mm (Mechanical Surface Detection)
- Electronics: DAE4 Sn1687; Calibrated: 2023-07-18
- Phantom: SAM with CRP v5.0(Front); Type: QD000P40CD; Serial: TP:xxxx
- Measurement SW: DASY52, Version 52.10 (4); SEMCAD X Version 14.6.14 (7483)

**LTE Band 2 Body Top QPSK 20MHz 50RB 49offset 19100ch/Area Scan (6x10x1):** Measurement grid: dx=15mm, dy=15mm
Maximum value of SAR (measured) = 0.396 W/kg

**LTE Band 2 Body Top QPSK 20MHz 50RB 49offset 19100ch/Zoom Scan (5x5x7)/Cube 0:** Measurement grid: dx=8mm, dy=8mm, dz=5mm
Reference Value = 19.67 V/m; Power Drift = -0.09 dB
Peak SAR (extrapolated) = 0.607 W/kg
**SAR(1 g) = 0.334 W/kg; SAR(10 g) = 0.187 W/kg**
Maximum value of SAR (measured) = 0.505 W/kg

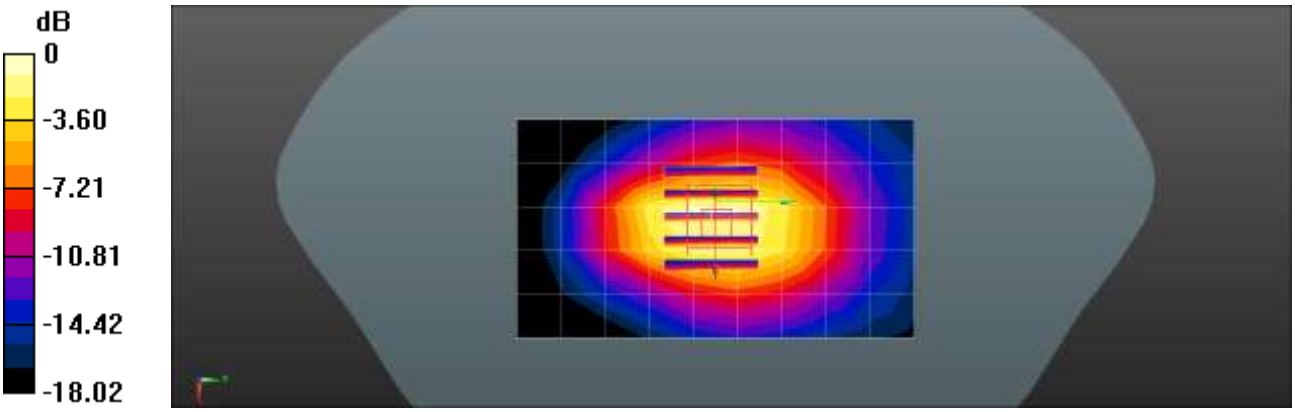


0 dB = 0.505 W/kg = -2.97 dBW/kg

Test Laboratory: HCT CO., LTD
EUT Type: Mobile Phone
Liquid Temperature: 22.0 ℃
Ambient Temperature: 22.1 ℃
Test Date: 08/31/2023
Plot No.: B9
Band: LTE FDD Band 12 Body/ Hotspot – MAIN1(Ant A)

**DUT: SM-S926B/DS**

Communication System: UID 0, LTE Band 12 (0); Frequency: 707.5 MHz;Duty Cycle: 1:1
Medium parameters used (interpolated): f = 707.5 MHz; σ = 0.87 S/m; $\varepsilon_r$ = 43.778; ρ = 1000 kg/m$^3$
Phantom section: Flat Section

DASY5 Configuration:

- Probe: ES3DV3 - SN3076; ConvF(6.37, 6.37, 6.37) @ 707.5 MHz; Calibrated: 2023-07-18
- Sensor-Surface: 3mm (Mechanical Surface Detection)
- Electronics: DAE4 Sn869; Calibrated: 2023-03-23
- Phantom: SAM_Left_20170913; Type: QD000P40CD; Serial: 1803
- Measurement SW: DASY52, Version 52.10 (3); SEMCAD X Version 14.6.13 (7474)

**LTE Band 12 Body Rear QPSK 10MHz 1RB 0offset 23095ch/Area Scan (8x14x1):** Measurement grid: dx=15mm, dy=15mm
Maximum value of SAR (measured) = 0.308 W/kg

**LTE Band 12 Body Rear QPSK 10MHz 1RB 0offset 23095ch/Zoom Scan (5x5x7)/Cube 0:** Measurement grid: dx=8mm, dy=8mm, dz=5mm
Reference Value = 13.05 V/m; Power Drift = -0.03 dB
Peak SAR (extrapolated) = 0.439 W/kg
**SAR(1 g) = 0.263 W/kg; SAR(10 g) = 0.159 W/kg**
Maximum value of SAR (measured) = 0.315 W/kg

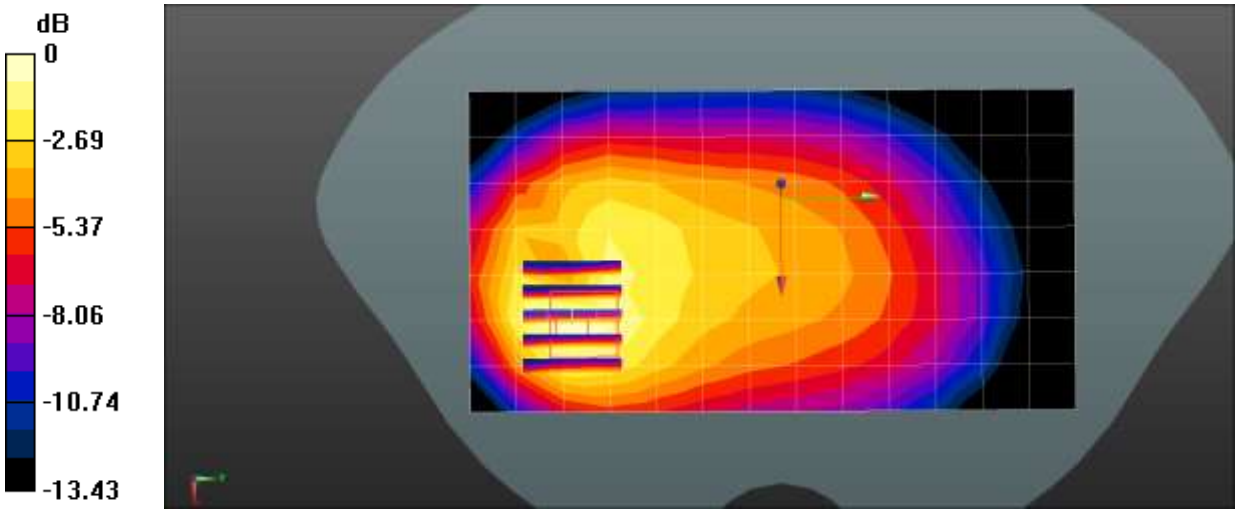


0 dB = 0.315 W/kg = -5.02 dBW/kg

Test Laboratory: HCT CO., LTD
EUT Type: Mobile Phone
Liquid Temperature: 21.4 ℃
Ambient Temperature: 21.5 ℃
Test Date: 09/01/2023
Plot No.: B10
Band: LTE FDD Band 13 Body/ Hotspot – MAIN1(Ant A)

**DUT: SM-S926B/DS**

Communication System: UID 0, LTE Band 13 (0); Frequency: 782 MHz;Duty Cycle: 1:1
Medium parameters used (interpolated): f = 782 MHz; σ = 0.925 S/m; $\varepsilon_r$ = 42.302; ρ = 1000 kg/m$^3$
Phantom section: Flat Section

DASY5 Configuration:

- Probe: ES3DV3 - SN3076; ConvF(6.37, 6.37, 6.37) @ 782 MHz; Calibrated: 2023-07-18
- Sensor-Surface: 3mm (Mechanical Surface Detection)
- Electronics: DAE4 Sn869; Calibrated: 2023-03-23
- Phantom: SAM_Left_20170913; Type: QD000P40CD; Serial: 1803
- Measurement SW: DASY52, Version 52.10 (3); SEMCAD X Version 14.6.13 (7474)

**LTE Band 13 Body Rear QPSK 10MHz 1RB 0offset 23230ch/Area Scan (8x14x1):** Measurement grid: dx=15mm, dy=15mm
Maximum value of SAR (measured) = 0.322 W/kg

**LTE Band 13 Body Rear QPSK 10MHz 1RB 0offset 23230ch/Zoom Scan (5x5x7)/Cube 0:** Measurement grid: dx=8mm, dy=8mm, dz=5mm
Reference Value = 10.06 V/m; Power Drift = 0.10 dB
Peak SAR (extrapolated) = 0.473 W/kg
**SAR(1 g) = 0.268 W/kg; SAR(10 g) = 0.154 W/kg**
Maximum value of SAR (measured) = 0.329 W/kg

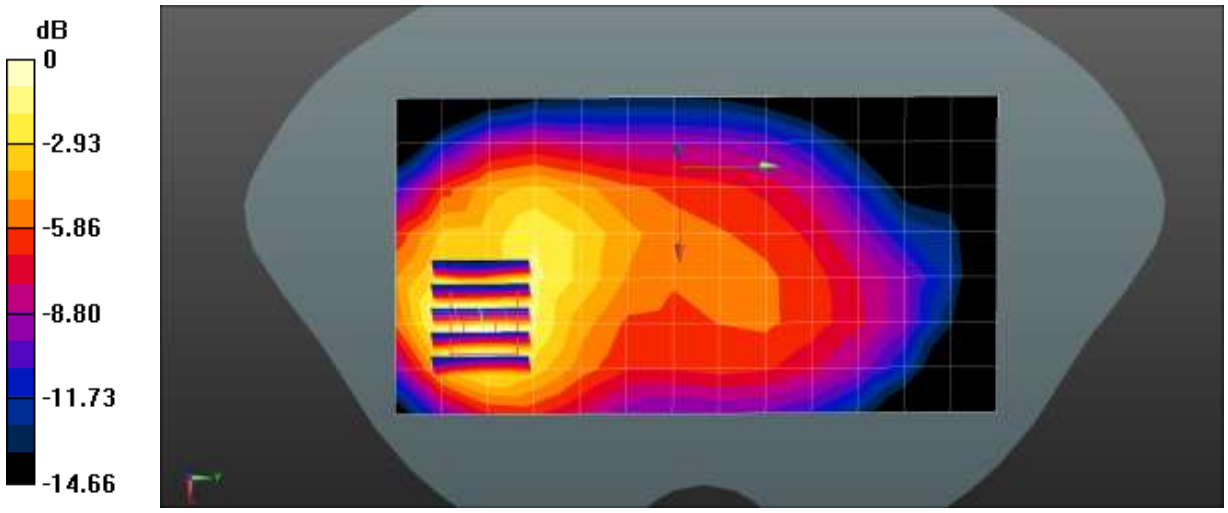


0 dB = 0.329 W/kg = -4.83 dBW/kg

| | |
|---|---|
| Test Laboratory: | HCT CO., LTD |
| EUT Type: | Mobile Phone |
| Liquid Temperature: | 22.6 ℃ |
| Ambient Temperature: | 22.7 ℃ |
| Test Date: | 10/13/2023 |
| Plot No.: | B11 |
| Band: | LTE FDD Band 25 Body/ Hotspot – MAIN1(Ant A) |

**DUT: SM-S926B/DS**

Communication System: UID 0, LTE Band 25 (0); Frequency: 1905 MHz;Duty Cycle: 1:1
Medium parameters used (interpolated): f = 1905 MHz; σ = 1.398 S/m; $\varepsilon_r$ = 40.818; ρ = 1000 kg/m$^3$
Phantom section: Flat Section

DASY5 Configuration:

- Probe: EX3DV4 - SN7309; ConvF(8.19, 7.47, 8.43) @ 1905 MHz; Calibrated: 2023-06-19
- Sensor-Surface: 1.4mm (Mechanical Surface Detection)
- Electronics: DAE4 Sn1464; Calibrated: 2023-06-16
- Phantom: SAM_Right_20170913; Type: QD000P40CC; Serial: 1070
- Measurement SW: DASY52, Version 52.10 (3); SEMCAD X Version 14.6.13 (7474)

**LTE Band 25 Body Bottom QPSK 20MHz 50RB 0offset 26590ch/Area Scan (6x9x1):** Measurement grid: dx=15mm, dy=15mm
Maximum value of SAR (measured) = 1.12 W/kg

**LTE Band 25 Body Bottom QPSK 20MHz 50RB 0offset 26590ch/Zoom Scan (5x5x7)/Cube 0:** Measurement grid: dx=8mm, dy=8mm, dz=5mm
Reference Value = 29.58 V/m; Power Drift = 0.11 dB
Peak SAR (extrapolated) = 1.44 W/kg
**SAR(1 g) = 0.803 W/kg; SAR(10 g) = 0.415 W/kg**
Maximum value of SAR (measured) = 1.22 W/kg

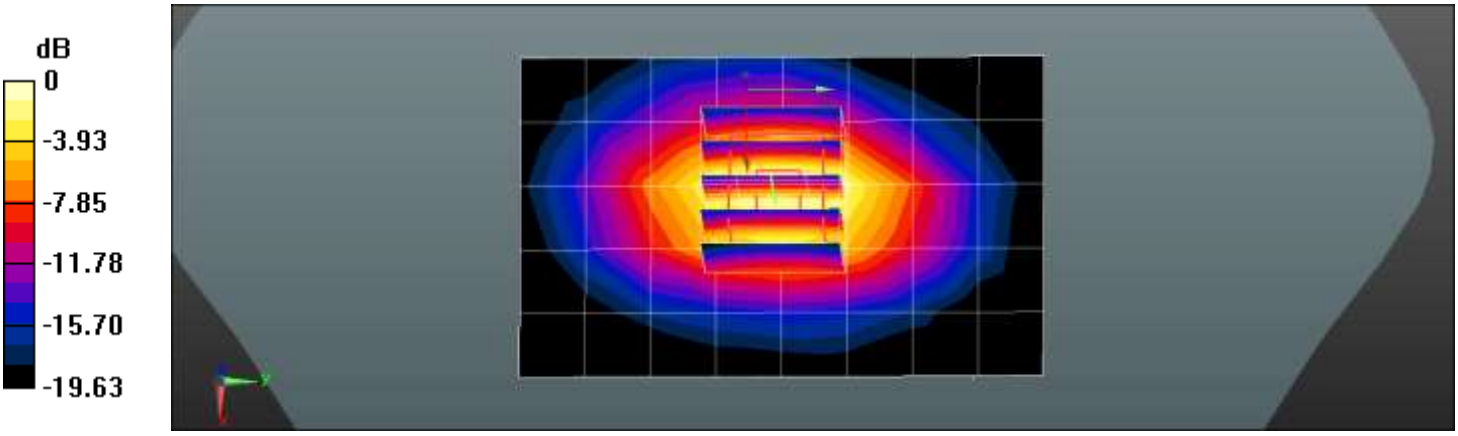


0 dB = 1.22 W/kg = 0.86 dBW/kg

| | |
|---|---|
| Test Laboratory: | HCT CO., LTD |
| EUT Type: | Mobile Phone |
| Liquid Temperature: | 20.4 ℃ |
| Ambient Temperature: | 20.5 ℃ |
| Test Date: | 09/04/2023 |
| Plot No.: | B12 |
| Band: | LTE FDD Band 26 Body/ Hotspot – MAIN1(Ant A) |

**DUT: SM-S926B/DS**

Communication System: UID 0, LTE Band 26 (0); Frequency: 831.5 MHz;Duty Cycle: 1:1
Medium parameters used (interpolated): f = 831.5 MHz; $\sigma$ = 0.925 S/m; $\varepsilon_r$ = 42.218; $\rho$ = 1000 kg/m$^3$
Phantom section: Flat Section

DASY5 Configuration:

- Probe: ES3DV3 - SN3076; ConvF(6.11, 6.11, 6.11) @ 831.5 MHz; Calibrated: 2023-07-18
- Sensor-Surface: 3mm (Mechanical Surface Detection)
- Electronics: DAE4 Sn869; Calibrated: 2023-03-23
- Phantom: SAM_Left_20170913; Type: QD000P40CD; Serial: 1803
- Measurement SW: DASY52, Version 52.10 (3); SEMCAD X Version 14.6.13 (7474)

**LTE Band 26 Body Rear QPSK 15MHz 1RB 0offset 26865ch/Area Scan (8x14x1):** Measurement grid: dx=15mm, dy=15mm
Maximum value of SAR (measured) = 0.522 W/kg

**LTE Band 26 Body Rear QPSK 15MHz 1RB 0offset 26865ch/Zoom Scan (5x5x7)/Cube 0:** Measurement grid: dx=8mm, dy=8mm, dz=5mm
Reference Value = 10.65 V/m; Power Drift = 0.00 dB
Peak SAR (extrapolated) = 0.779 W/kg
**SAR(1 g) = 0.438 W/kg; SAR(10 g) = 0.246 W/kg**
Maximum value of SAR (measured) = 0.536 W/kg

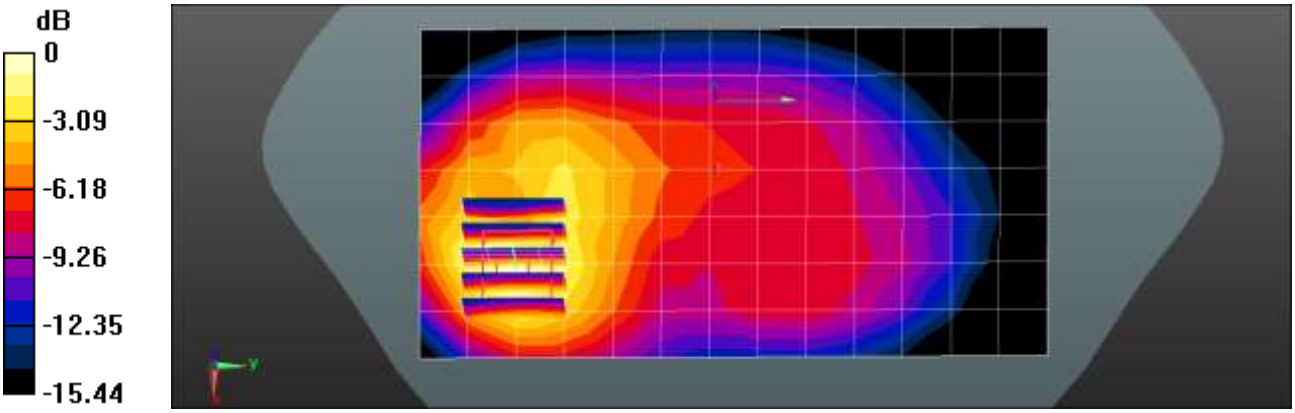


0 dB = 0.536 W/kg = -2.71 dBW/kg

Test Laboratory: HCT CO., LTD
EUT Type: Mobile Phone
Liquid Temperature: 21.8 ℃
Ambient Temperature: 21.9 ℃
Test Date: 09/22/2023
Plot No.: B13
Band: LTE FDD Band 26 Body/ Hotspot – SUB1(Ant E)

**DUT: SM-S926B/DS**

Communication System: UID 0, LTE Band 26 (0); Frequency: 831.5 MHz;Duty Cycle: 1:1
Medium parameters used (interpolated): f = 831.5 MHz; $\sigma$ = 0.918 S/m; $\varepsilon_r$ = 41.272; $\rho$ = 1000 kg/m$^3$
Phantom section: Flat Section

DASY5 Configuration:

- Probe: EX3DV4 - SN7309; ConvF(9.82, 8.7, 9.76) @ 831.5 MHz; Calibrated: 2023-06-19
- Sensor-Surface: 1.4mm (Mechanical Surface Detection)
- Electronics: DAE4 Sn1464; Calibrated: 2023-06-16
- Phantom: SAM_Left_20170913; Type: QD000P40CD; Serial: 1803
- Measurement SW: DASY52, Version 52.10 (3); SEMCAD X Version 14.6.13 (7474)

**LTE Band 26 Body Front QPSK 15MHz 1RB 0offset 26865ch/Area Scan (9x14x1):** Measurement grid: dx=15mm, dy=15mm
Maximum value of SAR (measured) = 0.551 W/kg

**LTE Band 26 Body Front QPSK 15MHz 1RB 0offset 26865ch/Zoom Scan (5x5x7)/Cube 0:** Measurement grid: dx=8mm, dy=8mm, dz=5mm
Reference Value = 16.64 V/m; Power Drift = -0.02 dB
Peak SAR (extrapolated) = 0.807 W/kg
**SAR(1 g) = 0.466 W/kg; SAR(10 g) = 0.266 W/kg**
Maximum value of SAR (measured) = 0.646 W/kg

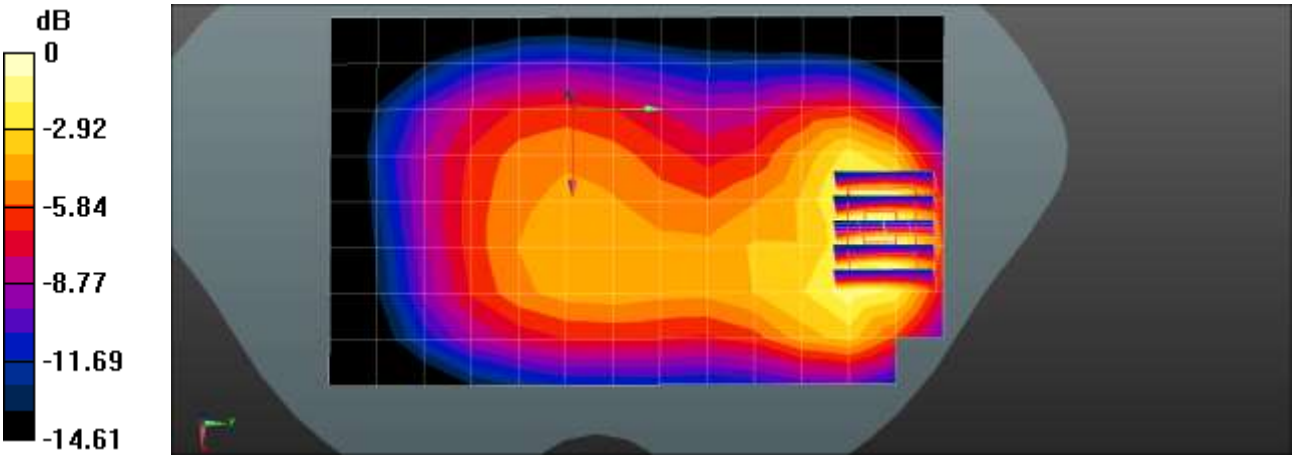


0 dB = 0.646 W/kg = -1.90 dBW/kg

Test Laboratory: HCT CO., LTD
EUT Type: Mobile Phone
Liquid Temperature: 20.0 ℃
Ambient Temperature: 20.1 ℃
Test Date: 09/06/2023
Plot No.: B14
Band: LTE TDD Band 41 Body/ Hotspot – MAIN2(Ant B)

**DUT: SM-S926B/DS**

Communication System: UID 0, LTE Band 41 (0); Frequency: 2636.5 MHz;Duty Cycle: 1:2.30728
Medium parameters used (interpolated): f = 2636.5 MHz; $\sigma$ = 2.076 S/m; $\varepsilon_r$ = 39.616; $\rho$ = 1000 kg/m$^3$
Phantom section: Flat Section

DASY5 Configuration:

- Probe: EX3DV4 - SN7732; ConvF(8.11, 8.11, 8.11) @ 2636.5 MHz; Calibrated: 2023-06-20
- Sensor-Surface: 1.4mm (Mechanical Surface Detection)
- Electronics: DAE4 Sn1687; Calibrated: 2023-07-18
- Phantom: SAM with CRP v5.0(Front); Type: QD000P40CD; Serial: TP:xxxx
- Measurement SW: DASY52, Version 52.10 (4); SEMCAD X Version 14.6.14 (7483)

**LTE Band 41 Body Left QPSK 20MHz 1RB 49offset 41055ch/Area Scan (7x17x1):** Measurement grid: dx=12mm, dy=12mm
Maximum value of SAR (measured) = 0.989 W/kg

**LTE Band 41 Body Left QPSK 20MHz 1RB 49offset 41055ch/Zoom Scan (7x7x7)/Cube 0:** Measurement grid: dx=5mm, dy=5mm, dz=5mm
Reference Value = 13.23 V/m; Power Drift = 0.03 dB
Peak SAR (extrapolated) = 1.33 W/kg
**SAR(1 g) = 0.603 W/kg; SAR(10 g) = 0.276 W/kg**
Maximum value of SAR (measured) = 1.03 W/kg

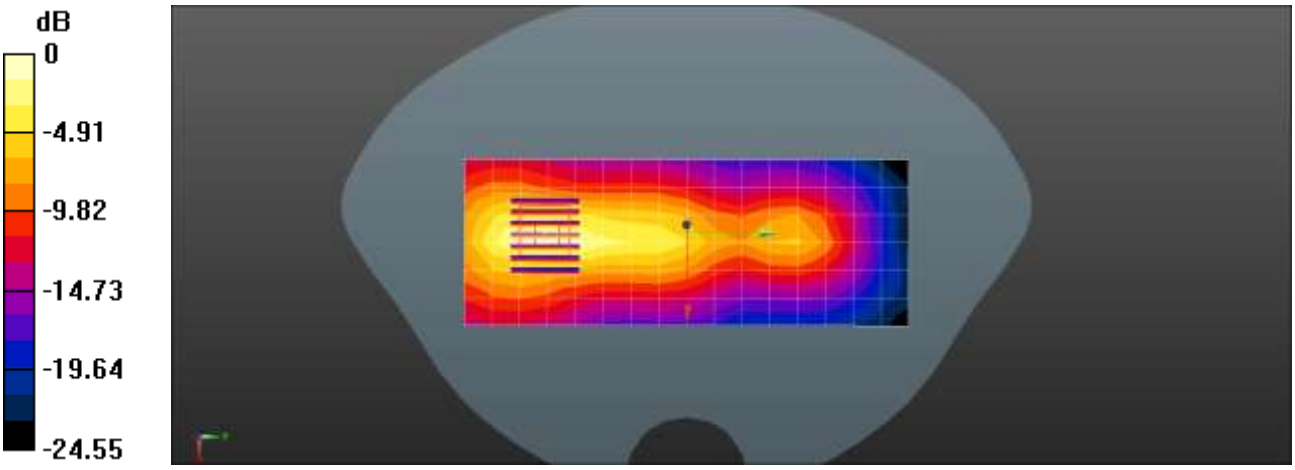


0 dB = 1.03 W/kg = 0.13 dBW/kg

Test Laboratory: HCT CO., LTD
EUT Type: Mobile Phone
Liquid Temperature: 20.5 ℃
Ambient Temperature: 20.6 ℃
Test Date: 09/26/2023
Plot No.: B15
Band: LTE FDD Band 66 Body/ Hotspot – MAIN1(Ant A)

**DUT: SM-S926B/DS**

Communication System: UID 0, LTE Band 66 (0); Frequency: 1720 MHz;Duty Cycle: 1:1
Medium parameters used: f = 1720 MHz; $\sigma$ = 1.301 S/m; $\varepsilon_r$ = 41.497; $\rho$ = 1000 kg/m$^3$
Phantom section: Flat Section

DASY5 Configuration:

- Probe: EX3DV4 - SN7309; ConvF(8.36, 7.55, 8.61) @ 1720 MHz; Calibrated: 2023-06-19
- Sensor-Surface: 1.4mm (Mechanical Surface Detection)
- Electronics: DAE4 Sn1464; Calibrated: 2023-06-16
- Phantom: SAM_Right_20170913; Type: QD000P40CC; Serial: 1070
- Measurement SW: DASY52, Version 52.10 (3); SEMCAD X Version 14.6.13 (7474)

**LTE Band 66 Body Bottom QPSK 20MHz 50RB 0offset 132072ch/Area Scan (6x9x1):** Measurement grid: dx=15mm, dy=15mm
Maximum value of SAR (measured) = 0.781 W/kg

**LTE Band 66 Body Bottom QPSK 20MHz 50RB 0offset 132072ch/Zoom Scan (5x5x7)/Cube 0:** Measurement grid: dx=8mm, dy=8mm, dz=5mm
Reference Value = 24.97 V/m; Power Drift = 0.16 dB
Peak SAR (extrapolated) = 0.984 W/kg
**SAR(1 g) = 0.569 W/kg; SAR(10 g) = 0.306 W/kg**
Maximum value of SAR (measured) = 0.836 W/kg

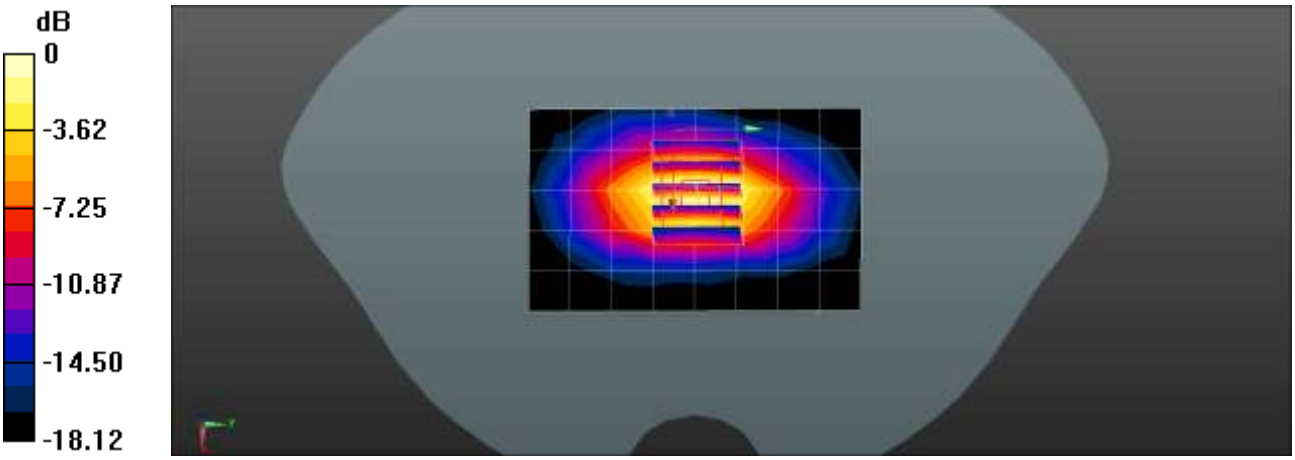


0 dB = 0.836 W/kg = -0.78 dBW/kg

| | |
|---|---|
| Test Laboratory: | HCT CO., LTD |
| EUT Type: | Mobile Phone |
| Liquid Temperature: | 21.4 ℃ |
| Ambient Temperature: | 21.5 ℃ |
| Test Date: | 09/16/2023 |
| Plot No.: | B16 |
| Band: | LTE FDD Band 66 Body/ Hotspot – SUB2(Ant F) |

**DUT: SM-S926B/DS**

Communication System: UID 0, LTE Band 66 (0); Frequency: 1720 MHz;Duty Cycle: 1:1
Medium parameters used: f = 1720 MHz; $\sigma$ = 1.312 S/m; $\varepsilon_r$ = 41.623; $\rho$ = 1000 kg/m$^3$
Phantom section: Flat Section

DASY5 Configuration:

- Probe: EX3DV4 - SN7309; ConvF(8.36, 7.55, 8.61) @ 1720 MHz; Calibrated: 2023-06-19
- Sensor-Surface: 1.4mm (Mechanical Surface Detection)
- Electronics: DAE4 Sn1464; Calibrated: 2023-06-16
- Phantom: SAM_Right_20170913; Type: QD000P40CC; Serial: 1070
- Measurement SW: DASY52, Version 52.10 (3); SEMCAD X Version 14.6.13 (7474)

**LTE Band 66 Body Top QPSK 20MHz 50RB 0offset 132072ch/Area Scan (7x9x1):** Measurement grid: dx=15mm, dy=15mm
Maximum value of SAR (measured) = 0.556 W/kg

**LTE Band 66 Body Top QPSK 20MHz 50RB 0offset 132072ch/Zoom Scan (5x5x7)/Cube 0:** Measurement grid: dx=8mm, dy=8mm, dz=5mm
Reference Value = 21.18 V/m; Power Drift = 0.11 dB
Peak SAR (extrapolated) = 0.891 W/kg
**SAR(1 g) = 0.504 W/kg; SAR(10 g) = 0.282 W/kg**
Maximum value of SAR (measured) = 0.748 W/kg

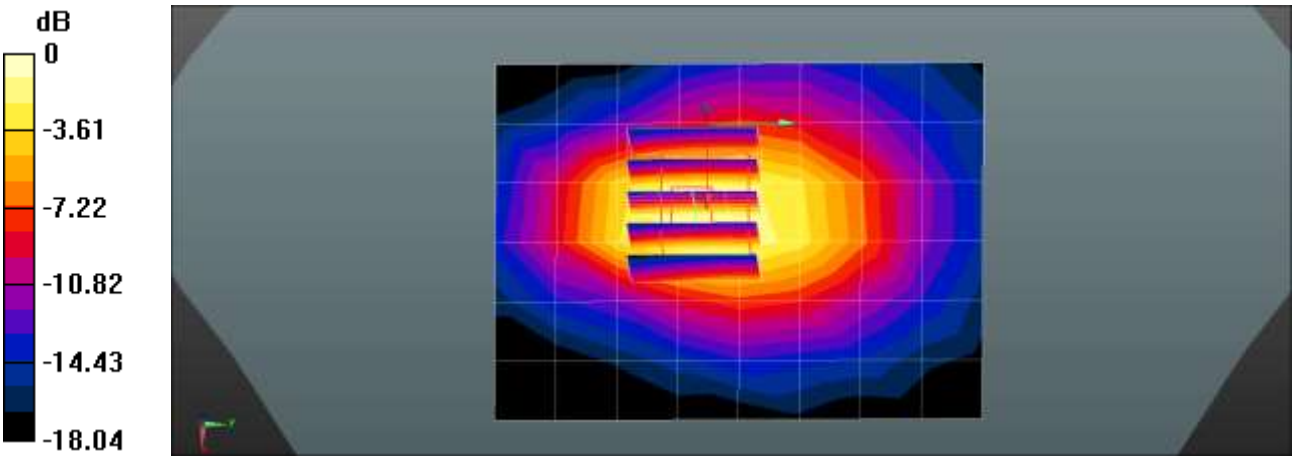


0 dB = 0.748 W/kg = -1.26 dBW/kg

Test Laboratory: HCT CO., LTD
EUT Type: Mobile Phone
Liquid Temperature: 21.2 ℃
Ambient Temperature: 21.3 ℃
Test Date: 09/06/2023
Plot No.: B17
Band: NR FDD Band n5 Body/ Hotspot – MAIN1(Ant A)

**DUT: SM-S926B/DS**

Communication System: UID 0, NR Band 5 (0); Frequency: 836.5 MHz;Duty Cycle: 1:1
Medium parameters used (interpolated): f = 836.5 MHz; $\sigma$ = 0.925 S/m; $\varepsilon_r$ = 41.286; $\rho$ = 1000 kg/m$^3$
Phantom section: Flat Section

DASY5 Configuration:

- Probe: EX3DV4 - SN7654; ConvF(9.83, 9.9, 10.74) @ 836.5 MHz; Calibrated: 2023-05-24
- Sensor-Surface: 1.4mm (Mechanical Surface Detection)
- Electronics: DAE4 Sn1686; Calibrated: 2023-05-23
- Phantom: Twin-SAM V5.0 (20deg probe tilt); Type: QD 000 P40 CD; Serial: xxxx
- Measurement SW: DASY52, Version 52.10 (4); SEMCAD X Version 14.6.14 (7501)

**NR Band n5 Body Rear DFT-s QPSK 20MHz 50RB 28offset 167300ch/Area Scan (8x14x1):** Measurement grid: dx=15mm, dy=15mm
Maximum value of SAR (measured) = 0.563 W/kg

**NR Band n5 Body Rear DFT-s QPSK 20MHz 50RB 28offset 167300ch/Zoom Scan (5x5x7)/Cube 0:** Measurement grid: dx=8mm, dy=8mm, dz=5mm
Reference Value = 10.86 V/m; Power Drift = -0.08 dB
Peak SAR (extrapolated) = 0.747 W/kg
**SAR(1 g) = 0.462 W/kg; SAR(10 g) = 0.282 W/kg**
Maximum value of SAR (measured) = 0.647 W/kg

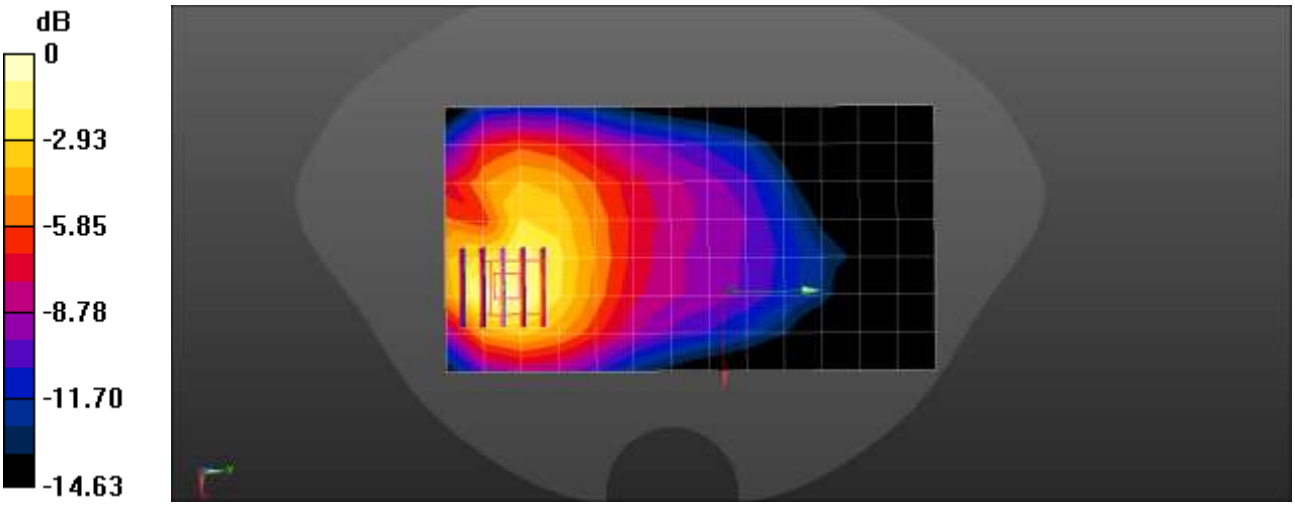


0 dB = 0.647 W/kg = -1.89 dBW/kg

Test Laboratory: HCT CO., LTD
EUT Type: Mobile Phone
Liquid Temperature: 20.3 ℃
Ambient Temperature: 20.4 ℃
Test Date: 10/04/2023
Plot No.: B18
Band: NR FDD Band n5 Body/ Hotspot – SUB1(Ant E)

**DUT: SM-S926B/DS**

Communication System: UID 0, NR Band 5 (0); Frequency: 836.5 MHz;Duty Cycle: 1:1
Medium parameters used (interpolated): f = 836.5 MHz; $\sigma$ = 0.928 S/m; $\varepsilon_r$ = 42.611; $\rho$ = 1000 kg/m$^3$
Phantom section: Flat Section

DASY5 Configuration:

- Probe: EX3DV4 - SN7732; ConvF(10.1, 10.1, 10.1) @ 836.5 MHz; Calibrated: 2023-06-20
- Sensor-Surface: 1.4mm (Mechanical Surface Detection)
- Electronics: DAE4 Sn1687; Calibrated: 2023-07-18
- Phantom: SAM with CRP v5.0(Front); Type: QD000P40CD; Serial: TP:xxxx
- Measurement SW: DASY52, Version 52.10 (4); SEMCAD X Version 14.6.14 (7483)

**NR Band n5 Body Top DFT-s QPSK 20MHz 50RB 28offset 167300ch/Area Scan (6x9x1):** Measurement grid: dx=15mm, dy=15mm
Maximum value of SAR (measured) = 0.643 W/kg

**NR Band n5 Body Top DFT-s QPSK 20MHz 50RB 28offset 167300ch/Zoom Scan (5x5x7)/Cube 0:** Measurement grid: dx=8mm, dy=8mm, dz=5mm
Reference Value = 23.74 V/m; Power Drift = 0.19 dB
Peak SAR (extrapolated) = 0.922 W/kg
**SAR(1 g) = 0.460 W/kg; SAR(10 g) = 0.229 W/kg**
Maximum value of SAR (measured) = 0.747 W/kg

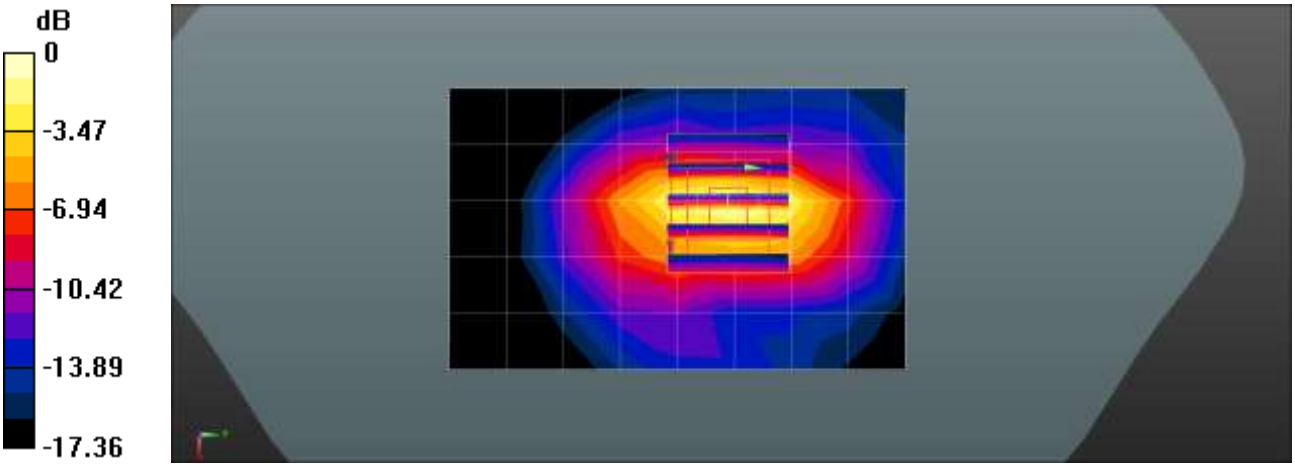


0 dB = 0.747 W/kg = -1.27 dBW/kg

Test Laboratory: HCT CO., LTD
EUT Type: Mobile Phone
Liquid Temperature: 21.9 ℃
Ambient Temperature: 22.0 ℃
Test Date: 09/25/2023
Plot No.: B19
Band: NR FDD Band n25 Body/ Hotspot – MAIN1(Ant A)

**DUT: SM-S926B/DS**

Communication System: UID 0, n25 (0); Frequency: 1905 MHz;Duty Cycle: 1:1
Medium parameters used (interpolated): f = 1905 MHz; σ = 1.415 S/m; $\varepsilon_r$ = 39.144; ρ = 1000 kg/m$^3$
Phantom section: Flat Section

DASY5 Configuration:

- Probe: EX3DV4 - SN3903; ConvF(8.41, 7.93, 8.06) @ 1905 MHz; Calibrated: 2023-07-19
- Sensor-Surface: 1.4mm (Mechanical Surface Detection)
- Electronics: DAE4 Sn466; Calibrated: 2023-04-25
- Phantom: Twin-SAM V4.0 (20deg probe tilt); Type: QD 000 P40 CC; Serial: xxxx
- Measurement SW: DASY52, Version 52.10 (4); SEMCAD X Version 14.6.14 (7483)

**NR Band n25 Body Bottom CP QPSK 20MHz 1RB 1offset 381000ch/Area Scan (7x10x1):** Measurement grid: dx=15mm, dy=15mm
Maximum value of SAR (measured) = 0.943 W/kg

**NR Band n25 Body Bottom CP QPSK 20MHz 1RB 1offset 381000ch/Zoom Scan (5x5x7)/Cube 0:** Measurement grid: dx=8mm, dy=8mm, dz=5mm
Reference Value = 26.16 V/m; Power Drift = 0.02 dB
Peak SAR (extrapolated) = 1.15 W/kg
**SAR(1 g) = 0.608 W/kg; SAR(10 g) = 0.310 W/kg**
Maximum value of SAR (measured) = 0.943 W/kg

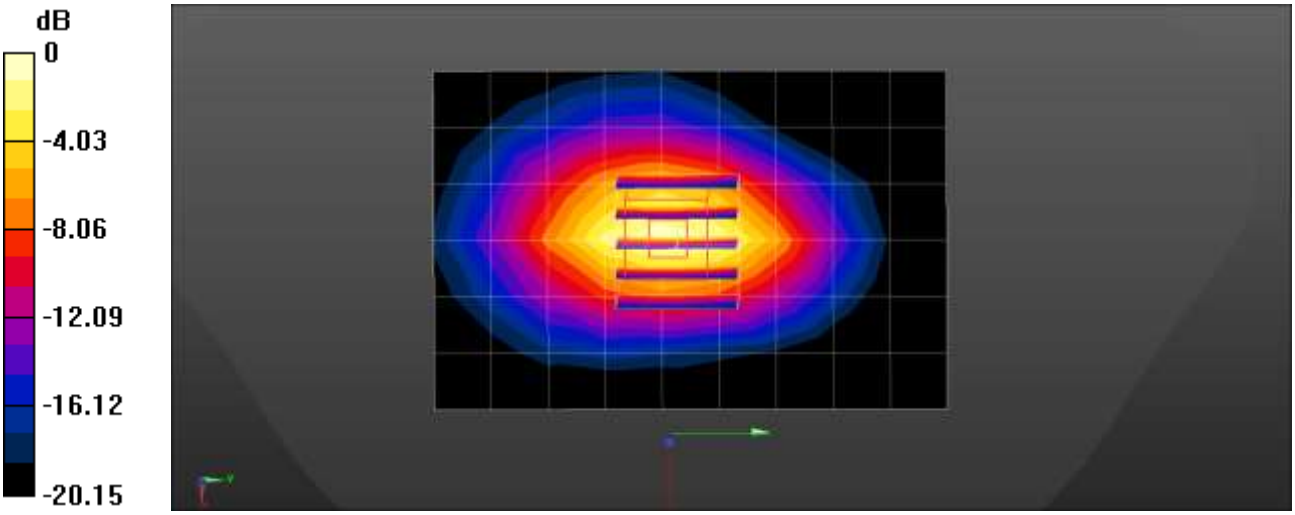


0 dB = 0.943 W/kg = -0.25 dBW/kg

| | |
|---|---|
| EUT Type: | Mobile Phone |
| Liquid Temperature: | 22.0 ℃ |
| Ambient Temperature: | 22.1 ℃ |
| Test Date: | 09/26/2023 |
| Plot No.: | B20 |
| Band: | NR FDD Band n25 Body/ Hotspot – SUB2(Ant F) |

**DUT: SM-S926B/DS**

Communication System: UID 0, n25 (0); Frequency: 1905 MHz;Duty Cycle: 1:1
Medium parameters used (interpolated): f = 1905 MHz; σ = 1.415 S/m; $\varepsilon_r$ = 39.156; ρ = 1000 kg/m$^3$
Phantom section: Flat Section

DASY5 Configuration:

- Probe: EX3DV4 - SN3903; ConvF(8.41, 7.93, 8.06) @ 1905 MHz; Calibrated: 2023-07-19
- Sensor-Surface: 1.4mm (Mechanical Surface Detection)
- Electronics: DAE4 Sn466; Calibrated: 2023-04-25
- Phantom: Twin-SAM V4.0 (20deg probe tilt); Type: QD 000 P40 CC; Serial: xxxx
- Measurement SW: DASY52, Version 52.10 (4); SEMCAD X Version 14.6.14 (7483)

**NR Band n25 Body Top CP QPSK 20MHz 1RB 1offset 381000ch/Area Scan (7x9x1):** Measurement grid: dx=15mm, dy=15mm
Maximum value of SAR (measured) = 0.615 W/kg

**NR Band n25 Body Top CP QPSK 20MHz 1RB 1offset 381000ch/Zoom Scan (5x5x7)/Cube 0:** Measurement grid: dx=8mm, dy=8mm, dz=5mm
Reference Value = 21.77 V/m; Power Drift = -0.15 dB
Peak SAR (extrapolated) = 0.811 W/kg
**SAR(1 g) = 0.436 W/kg; SAR(10 g) = 0.238 W/kg**
Maximum value of SAR (measured) = 0.663 W/kg

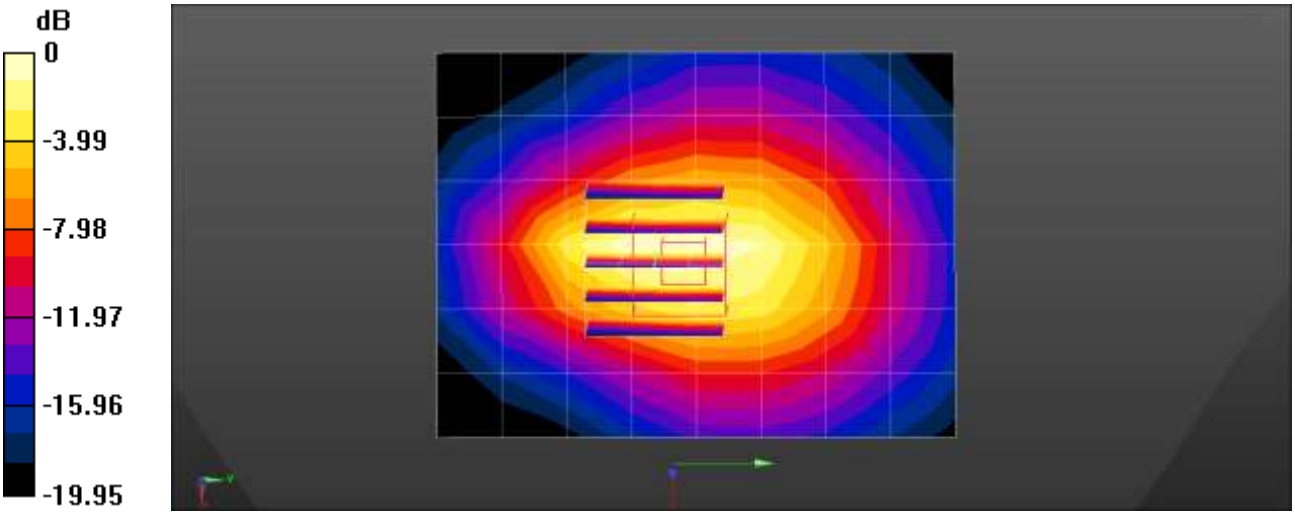


0 dB = 0.663 W/kg = -1.78 dBW/kg

| | |
|---|---|
| EUT Type: | Mobile Phone |
| Liquid Temperature: | 20.6 ℃ |
| Ambient Temperature: | 20.5 ℃ |
| Test Date: | 10/15/2023 |
| Plot No.: | B21 |
| Band: | NR TDD Band n41 Body/ Hotspot – SUB2(Ant F) |

**DUT: SM-S926B/DS**

Communication System: UID 0, NR n41 Duty 100% (0); Frequency: 2592.99 MHz;Duty Cycle: 1:1
Medium parameters used (interpolated): f = 2592.99 MHz; σ = 2.023 S/m; $\varepsilon_r$ = 39.1; ρ = 1000 kg/m$^3$
Phantom section: Flat Section

DASY5 Configuration:

- Probe: EX3DV4 - SN7370; ConvF(7.57, 7.57, 7.57) @ 2592.99 MHz; Calibrated: 2023-08-24
- Sensor-Surface: 1.4mm (Mechanical Surface Detection)
- Electronics: DAE4 Sn1225; Calibrated: 2023-03-06
- Phantom: Twin-SAM V4.0 (Left-Right); Type: QD 000 P40 CC; Serial: xxxx
- Measurement SW: DASY52, Version 52.10 (4); SEMCAD X Version 14.6.14 (7483)

**NR Band n41 Body Top DFT-s QPSK 100MHz 135RB 69offset 518598ch/Area Scan (6x11x1):** Measurement grid: dx=12mm, dy=12mm
Maximum value of SAR (measured) = 0.527 W/kg
**NR Band n41 Body Top DFT-s QPSK 100MHz 135RB 69offset 518598ch/Zoom Scan (7x7x7)/Cube 0:** Measurement grid: dx=5mm, dy=5mm, dz=5mm
Reference Value = 13.05 V/m; Power Drift = 0.03 dB
Peak SAR (extrapolated) = 0.711 W/kg
**SAR(1 g) = 0.330 W/kg; SAR(10 g) = 0.157 W/kg**
Maximum value of SAR (measured) = 0.557 W/kg
**NR Band n41 Body Top DFT-s QPSK 100MHz 135RB 69offset 518598ch/Zoom Scan (7x7x7)/Cube 1:** Measurement grid: dx=5mm, dy=5mm, dz=5mm
Reference Value = 13.05 V/m; Power Drift = 0.03 dB
Peak SAR (extrapolated) = 0.642 W/kg
**SAR(1 g) = 0.275 W/kg; SAR(10 g) = 0.128 W/kg**
Maximum value of SAR (measured) = 0.486 W/kg

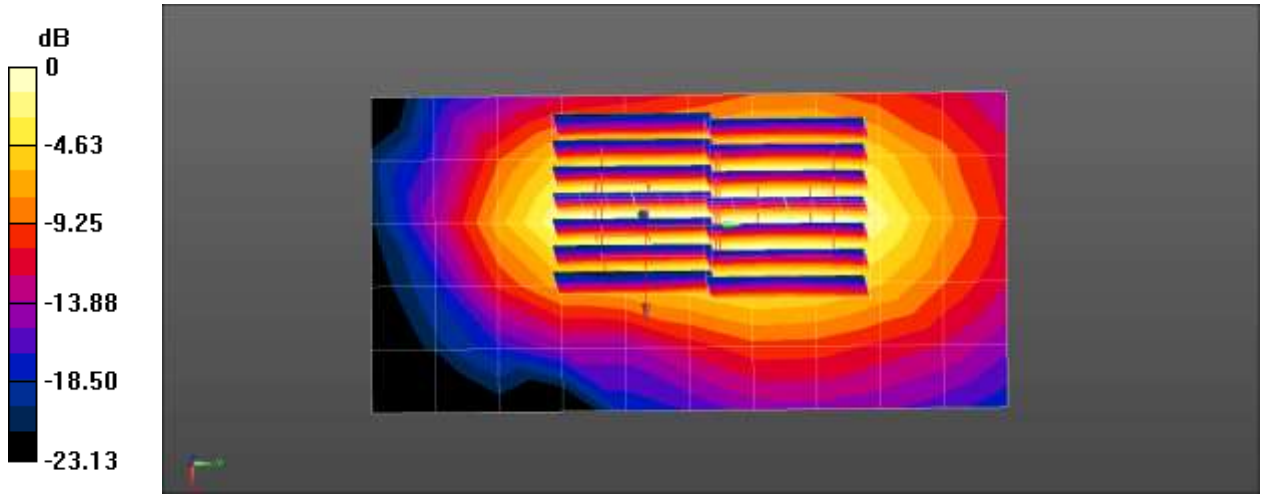


0 dB = 0.486 W/kg = -3.13 dBW/kg

| | |
|---|---|
| EUT Type: | Mobile Phone |
| Liquid Temperature: | 20.9 ℃ |
| Ambient Temperature: | 21.0 ℃ |
| Test Date: | 10/16/2023 |
| Plot No.: | B22 |
| Band: | NR TDD Band n41 SRS Body/ Hotspot – SUB1(Ant E) |

**DUT: SM-S926B/DS**

Communication System: UID 0, NR n41 Duty 100% (0); Frequency: 2592.99 MHz;Duty Cycle: 1:1
Medium parameters used (interpolated): f = 2592.99 MHz; $\sigma$ = 2.022 S/m; $\varepsilon_r$ = 38.707; $\rho$ = 1000 kg/m$^3$
Phantom section: Flat Section

DASY5 Configuration:

- Probe: EX3DV4 - SN7370; ConvF(7.57, 7.57, 7.57) @ 2592.99 MHz; Calibrated: 2023-08-24
- Sensor-Surface: 1.4mm (Mechanical Surface Detection)
- Electronics: DAE4 Sn1225; Calibrated: 2023-03-06
- Phantom: Twin-SAM V4.0 (Left-Right); Type: QD 000 P40 CC; Serial: xxxx
- Measurement SW: DASY52, Version 52.10 (4); SEMCAD X Version 14.6.14 (7483)

**NR Band n41 Body Rear DFT-s QPSK 100MHz 1RB 136offset 518598ch/Area Scan (10x17x1):** Measurement grid: dx=12mm, dy=12mm
Maximum value of SAR (measured) = 0.208 W/kg

**NR Band n41 Body Rear DFT-s QPSK 100MHz 1RB 136offset 518598ch/Zoom Scan (7x7x7)/Cube 0:** Measurement grid: dx=5mm, dy=5mm, dz=5mm
Reference Value = 0 V/m; Power Drift = 0.00 dB
Peak SAR (extrapolated) = 0.263 W/kg
**SAR(1 g) = 0.118 W/kg; SAR(10 g) = 0.053 W/kg**
Maximum value of SAR (measured) = 0.206 W/kg

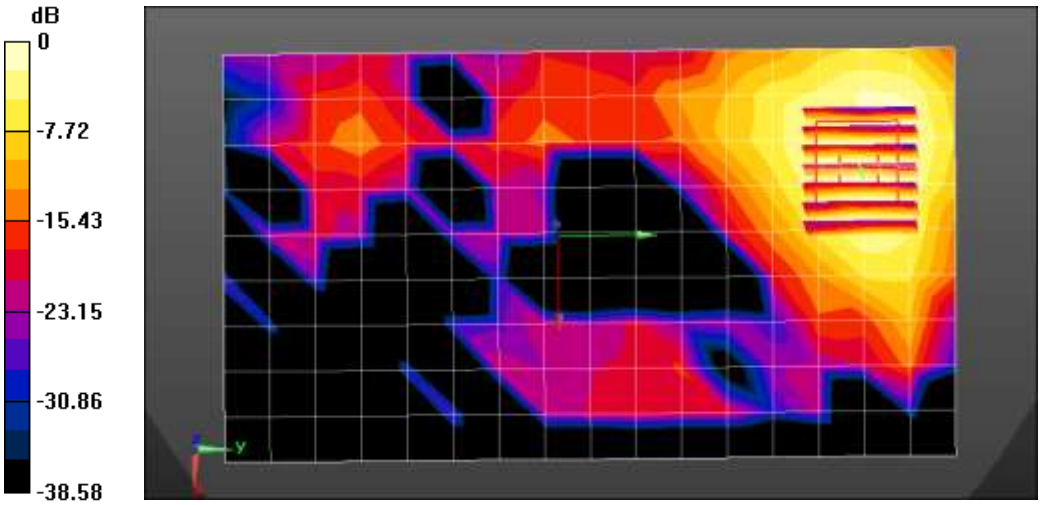


0 dB = 0.206 W/kg = -6.86 dBW/kg

| | |
|---|---|
| Test Laboratory: | HCT CO., LTD |
| EUT Type: | Mobile Phone |
| Liquid Temperature: | 21.8 ℃ |
| Ambient Temperature: | 21.9 ℃ |
| Test Date: | 09/27/2023 |
| Plot No.: | B23 |
| Band: | NR FDD Band n66 Body/ Hotspot – MAIN1(Ant A) |

**DUT: SM-S926B/DS**

Communication System: UID 0, n66 (0); Frequency: 1745 MHz;Duty Cycle: 1:1
Medium parameters used (interpolated): f = 1745 MHz; σ = 1.344 S/m; $\varepsilon_r$ = 39.559; ρ = 1000 kg/m$^3$
Phantom section: Flat Section

DASY5 Configuration:

- Probe: EX3DV4 - SN3903; ConvF(8.93, 8.41, 8.5) @ 1745 MHz; Calibrated: 2023-07-19
- Sensor-Surface: 1.4mm (Mechanical Surface Detection)
- Electronics: DAE4 Sn466; Calibrated: 2023-04-25
- Phantom: Twin-SAM V4.0 (20deg probe tilt); Type: QD 000 P40 CC; Serial: xxxx
- Measurement SW: DASY52, Version 52.10 (4); SEMCAD X Version 14.6.14 (7483)

**NR Band n66 Body Bottom DFT-s QPSK 20MHz 1RB 53offset 349000ch/Area Scan (7x10x1):** Measurement grid: dx=15mm, dy=15mm
Maximum value of SAR (measured) = 0.866 W/kg

**NR Band n66 Body Bottom DFT-s QPSK 20MHz 1RB 53offset 349000ch/Zoom Scan (5x5x7)/Cube 0:** Measurement grid: dx=8mm, dy=8mm, dz=5mm
Reference Value = 26.57 V/m; Power Drift = -0.01 dB
Peak SAR (extrapolated) = 1.07 W/kg
**SAR(1 g) = 0.580 W/kg; SAR(10 g) = 0.301 W/kg**
Maximum value of SAR (measured) = 0.886 W/kg

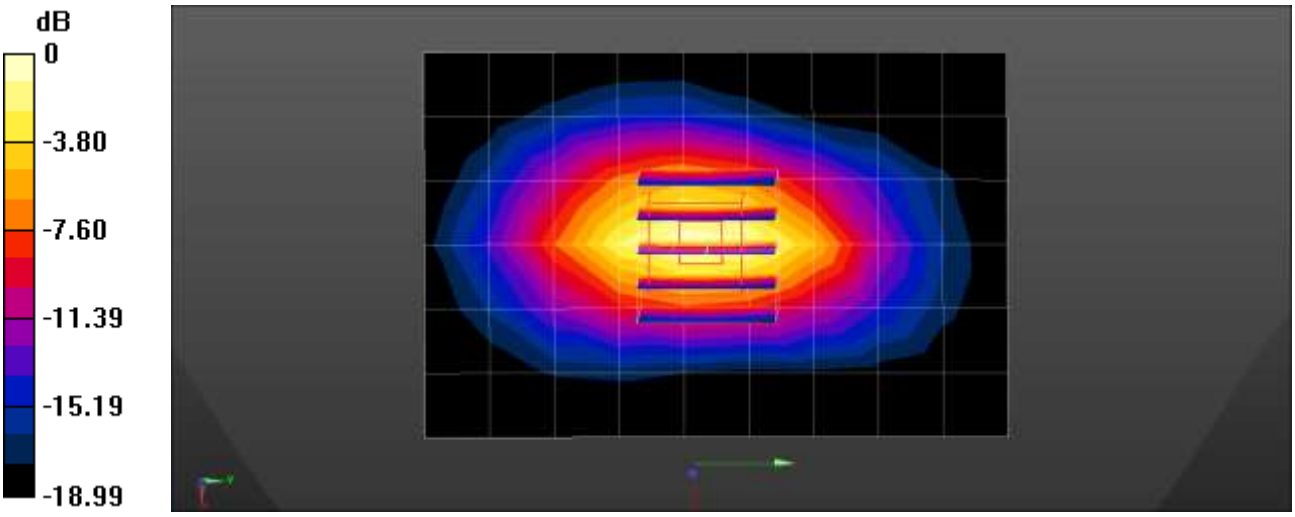


0 dB = 0.886 W/kg = -0.53 dBW/kg

| | |
|---|---|
| Test Laboratory: | HCT CO., LTD |
| EUT Type: | Mobile Phone |
| Liquid Temperature: | 22.1 ℃ |
| Ambient Temperature: | 22.2 ℃ |
| Test Date: | 09/28/2023 |
| Plot No.: | B24 |
| Band: | NR FDD Band n66 Body/ Hotspot – SUB2(Ant F) |

**DUT: SM-S926B/DS**

Communication System: UID 0, n66 (0); Frequency: 1720 MHz;Duty Cycle: 1:1
Medium parameters used: f = 1720 MHz; $\sigma$ = 1.336 S/m; $\varepsilon_r$ = 39.548; $\rho$ = 1000 kg/m$^3$
Phantom section: Flat Section

DASY5 Configuration:

- Probe: EX3DV4 - SN3903; ConvF(8.93, 8.41, 8.5) @ 1720 MHz; Calibrated: 2023-07-19
- Sensor-Surface: 1.4mm (Mechanical Surface Detection)
- Electronics: DAE4 Sn466; Calibrated: 2023-04-25
- Phantom: Twin-SAM V4.0 (20deg probe tilt); Type: QD 000 P40 CC; Serial: xxxx
- Measurement SW: DASY52, Version 52.10 (4); SEMCAD X Version 14.6.14 (7483)

**NR Band n66 Body Top CP QPSK 20MHz 1RB 1offset 344000ch/Area Scan (7x10x1):** Measurement grid: dx=15mm, dy=15mm
Maximum value of SAR (measured) = 0.480 W/kg

**NR Band n66 Body Top CP QPSK 20MHz 1RB 1offset 344000ch/Zoom Scan (5x5x7)/Cube 0:** Measurement grid: dx=8mm, dy=8mm, dz=5mm
Reference Value = 18.62 V/m; Power Drift = -0.18 dB
Peak SAR (extrapolated) = 0.647 W/kg
**SAR(1 g) = 0.347 W/kg; SAR(10 g) = 0.187 W/kg**
Maximum value of SAR (measured) = 0.516 W/kg

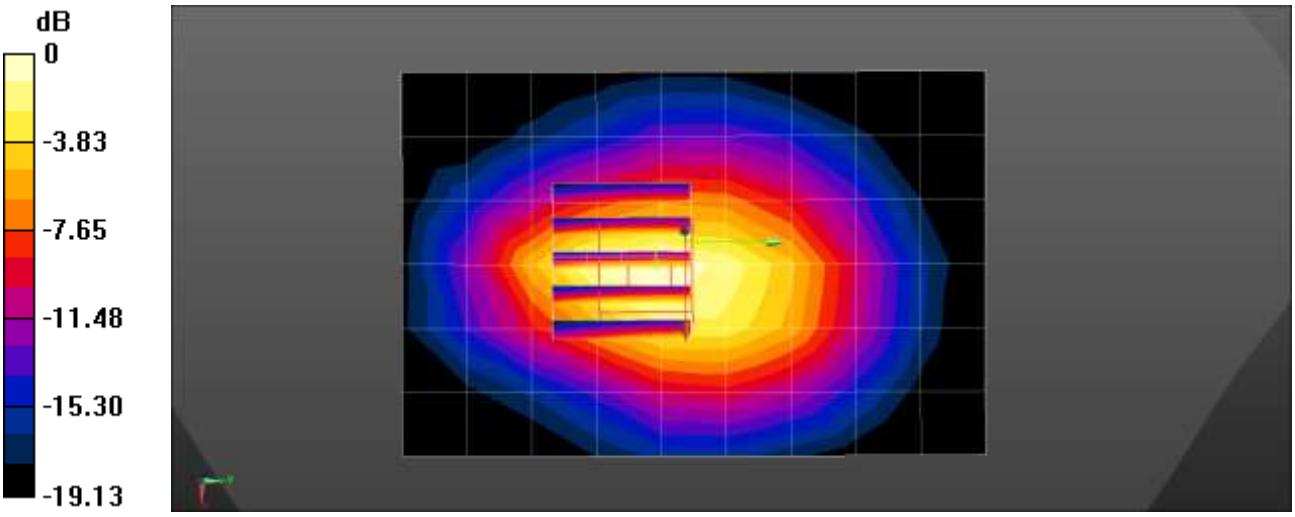


0 dB = 0.516 W/kg = -2.87 dBW/kg

EUT Type: Mobile Phone
Liquid Temperature: 22.1 ℃
Ambient Temperature: 22.2 ℃
Test Date: 09/28/2023
Plot No.: B25
Band: NR TDD Band n77 Body/ Hotspot – SUB2(Ant F)

**DUT: SM-S926B/DS**

Communication System: UID 0, NR Band 77 (0); Frequency: 3750 MHz;Duty Cycle: 1:1
Medium parameters used: f = 3750 MHz; σ = 3.183 S/m; $\varepsilon_r$ = 38.998; ρ = 1000 kg/m$^3$
Phantom section: Flat Section

DASY5 Configuration:

- Probe: EX3DV4 - SN7732; ConvF(7.44, 7.44, 7.44) @ 3750 MHz; Calibrated: 2023-06-20
- Sensor-Surface: 1.4mm (Mechanical Surface Detection)
- Electronics: DAE4 Sn1687; Calibrated: 2023-07-18
- Phantom: SAM with CRP v5.0(Front); Type: QD000P40CD; Serial: TP:xxxx
- Measurement SW: DASY52, Version 52.10 (4); SEMCAD X Version 14.6.14 (7483)

**NR Band n77 Body Rear DFT-s QPSK 100MHz 135RB 138offset 650000ch/Area Scan (10x17x1):** Measurement grid: dx=12mm, dy=12mm
Maximum value of SAR (measured) = 0.518 W/kg

**NR Band n77 Body Rear DFT-s QPSK 100MHz 135RB 138offset 650000ch/Zoom Scan (7x7x8)/Cube 0:**
Measurement grid: dx=5mm, dy=5mm, dz=4mm
Reference Value = 0.6960 V/m; Power Drift = -0.14 dB
Peak SAR (extrapolated) = 0.697 W/kg
**SAR(1 g) = 0.276 W/kg; SAR(10 g) = 0.105 W/kg**
Maximum value of SAR (measured) = 0.522 W/kg

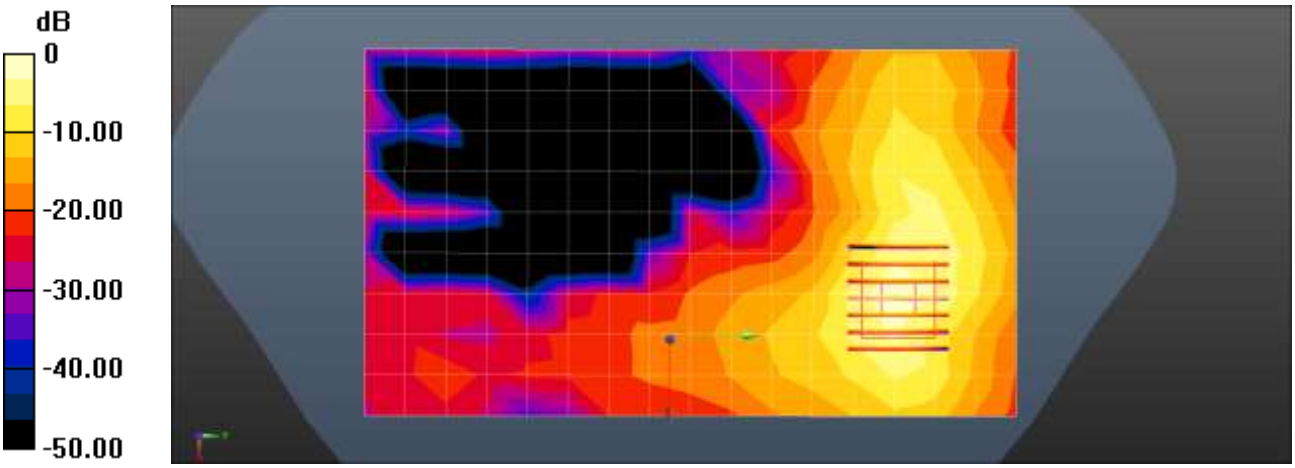


0 dB = 0.522 W/kg = -2.82 dBW/kg

| | |
|---|---|
| EUT Type: | Mobile Phone |
| Liquid Temperature: | 21.2 ℃ |
| Ambient Temperature: | 21.3 ℃ |
| Test Date: | 10/05/2023 |
| Plot No.: | B26 |
| Band: | NR TDD Band n77 SRS Body/ Hotspot –MAIN3(Ant CI) |

**DUT: SM-S926B/DS**

Communication System: UID 0, NR Band 77 (0); Frequency: 3500.01 MHz;Duty Cycle: 1:1
Medium parameters used (interpolated): f = 3500.01 MHz; σ = 2.926 S/m; $\varepsilon_r$ = 38.284; ρ = 1000 kg/m$^3$
Phantom section: Flat Section

DASY5 Configuration:

- Probe: EX3DV4 - SN7732; ConvF(7.54, 7.54, 7.54) @ 3500.01 MHz; Calibrated: 2023-06-20
- Sensor-Surface: 1.4mm (Mechanical Surface Detection)
- Electronics: DAE4 Sn1687; Calibrated: 2023-07-18
- Phantom: SAM with CRP v5.0(Front); Type: QD000P40CD; Serial: TP:xxxx
- Measurement SW: DASY52, Version 52.10 (4); SEMCAD X Version 14.6.14 (7483)

**NR Band n77 Body Left DFT-s QPSK 100MHz 1RB 136offset 633334ch/Area Scan (8x17x1):** Measurement grid: dx=12mm, dy=12mm
Maximum value of SAR (measured) = 0.517 W/kg

**NR Band n77 Body Left DFT-s QPSK 100MHz 1RB 136offset 633334ch/Zoom Scan (7x7x8)/Cube 0:** Measurement grid: dx=5mm, dy=5mm, dz=4mm
Reference Value = 7.388 V/m; Power Drift = 0.08 dB
Peak SAR (extrapolated) = 0.831 W/kg
**SAR(1 g) = 0.324 W/kg; SAR(10 g) = 0.130 W/kg**
Maximum value of SAR (measured) = 0.620 W/kg

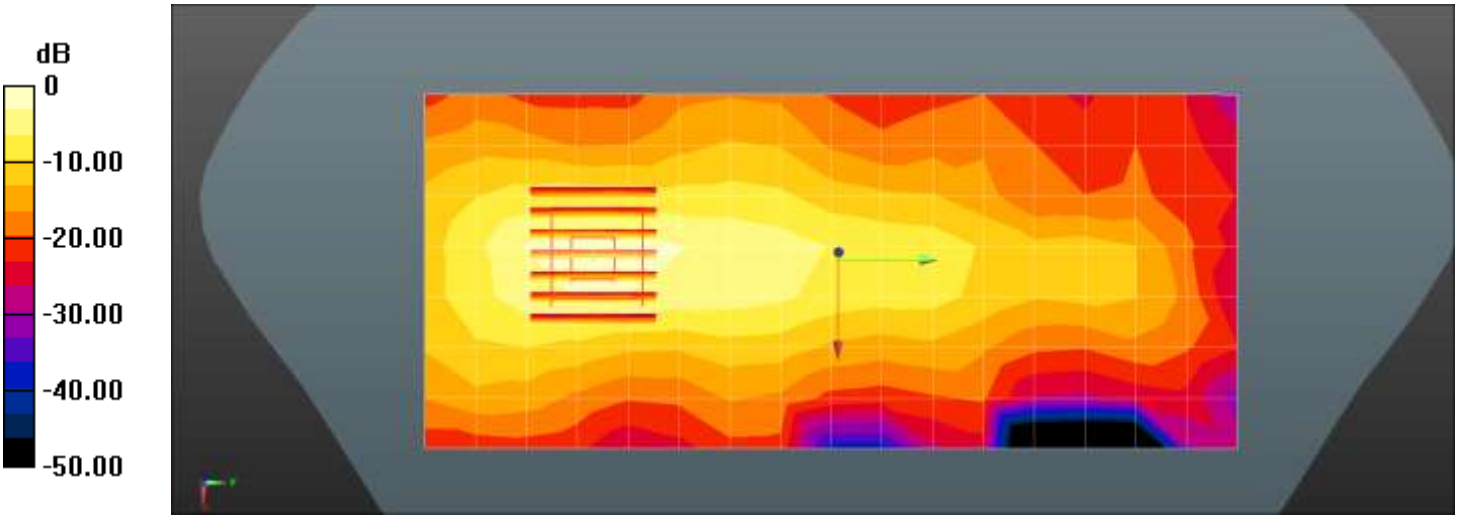


0 dB = 0.620 W/kg = -2.08 dBW/kg

| | |
|---|---|
| EUT Type: | Mobile Phone |
| Liquid Temperature: | 20.7 ℃ |
| Ambient Temperature: | 20.8 ℃ |
| Test Date: | 09/12/2023 |
| Plot No.: | B27 |
| Band: | WLAN 2.4 GHz Body/ Hotspot |

**DUT: SM-S926B/DS**

Communication System: UID 0, 2450MHz FCC (0); Frequency: 2462 MHz;Duty Cycle: 1:1
Medium parameters used (interpolated): f = 2462 MHz; σ = 1.874 S/m; $\varepsilon_r$ = 38.045; ρ = 1000 kg/m$^3$
Phantom section: Flat Section

DASY5 Configuration:

- Probe: EX3DV4 - SN7654; ConvF(7.94, 7.91, 8.56) @ 2462 MHz; Calibrated: 2023-05-24
- Sensor-Surface: 1.4mm (Mechanical Surface Detection)
- Electronics: DAE4 Sn1686; Calibrated: 2023-05-23
- Phantom: SAM with CRP v5.0(Front); Type: QD000P40CD; Serial: TP:xxxx
- Measurement SW: DASY52, Version 52.10 (4); SEMCAD X Version 14.6.14 (7501)

**802.11b Body Left 1Mbps 11ch/Area Scan (51x161x1):** Interpolated grid: dx=1.200 mm, dy=1.200 mm
Maximum value of SAR (interpolated) = 0.663 W/kg

**802.11b Body Left 1Mbps 11ch/Zoom Scan (7x7x7)/Cube 0:** Measurement grid: dx=5mm, dy=5mm, dz=5mm
Reference Value = 12.05 V/m; Power Drift = 0.16 dB
Peak SAR (extrapolated) = 0.813 W/kg
**SAR(1 g) = 0.401 W/kg; SAR(10 g) = 0.191 W/kg**
Maximum value of SAR (measured) = 0.661 W/kg

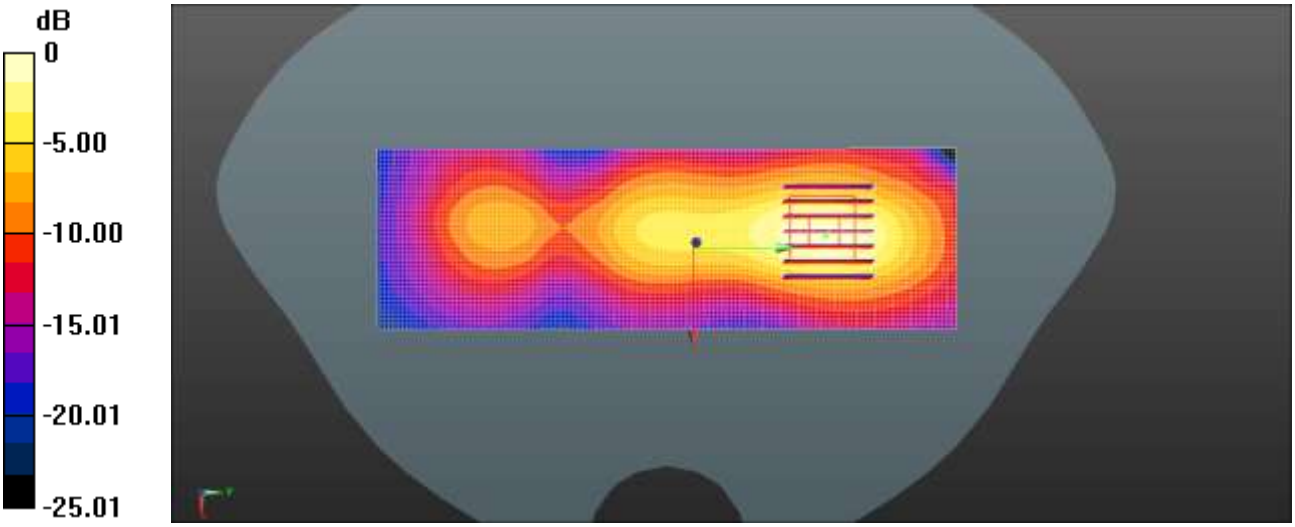


0 dB = 0.661 W/kg = -1.80 dBW/kg

| | |
|---|---|
| EUT Type: | Mobile Phone |
| Liquid Temperature: | 21.4 ℃ |
| Ambient Temperature: | 21.5 ℃ |
| Test Date: | 09/18/2023 |
| Plot No.: | B28 |
| Band: | WLAN 5 GHz Body/ Hotspot |

**DUT: SM-S926B/DS**

Communication System: UID 0, WIFI 5GHz (0); Frequency: 5825 MHz;Duty Cycle: 1:1
Medium parameters used (interpolated): f = 5825 MHz; σ = 5.385 S/m; $\varepsilon_r$ = 34.986; ρ = 1000 kg/m$^3$
Phantom section: Flat Section

DASY5 Configuration:

- Probe: EX3DV4 - SN3797; ConvF(4.52, 4.22, 4.46) @ 5825 MHz; Calibrated: 2023-01-24
- Sensor-Surface: 1.4mm (Mechanical Surface Detection)
- Electronics: DAE4 Sn504; Calibrated: 2023-01-10
- Phantom: Twin-SAM V8.0 (20deg probe tilt); Type: QD 000 P41 Ax; Serial: xxxx
- Measurement SW: DASY52, Version 52.10 (3); SEMCAD X Version 14.6.13 (7474)

**802.11a Body Left 6Mbps 165ch/Area Scan (61x181x1):** Interpolated grid: dx=1.000 mm, dy=1.000 mm
Maximum value of SAR (interpolated) = 0.825 W/kg

**802.11a Body Left 6Mbps 165ch/Zoom Scan (7x7x7)/Cube 0:** Measurement grid: dx=4mm, dy=4mm, dz=1.4mm
Reference Value = 5.949 V/m; Power Drift = -0.14 dB
Peak SAR (extrapolated) = 1.42 W/kg
**SAR(1 g) = 0.330 W/kg; SAR(10 g) = 0.114 W/kg**
Maximum value of SAR (measured) = 0.792 W/kg

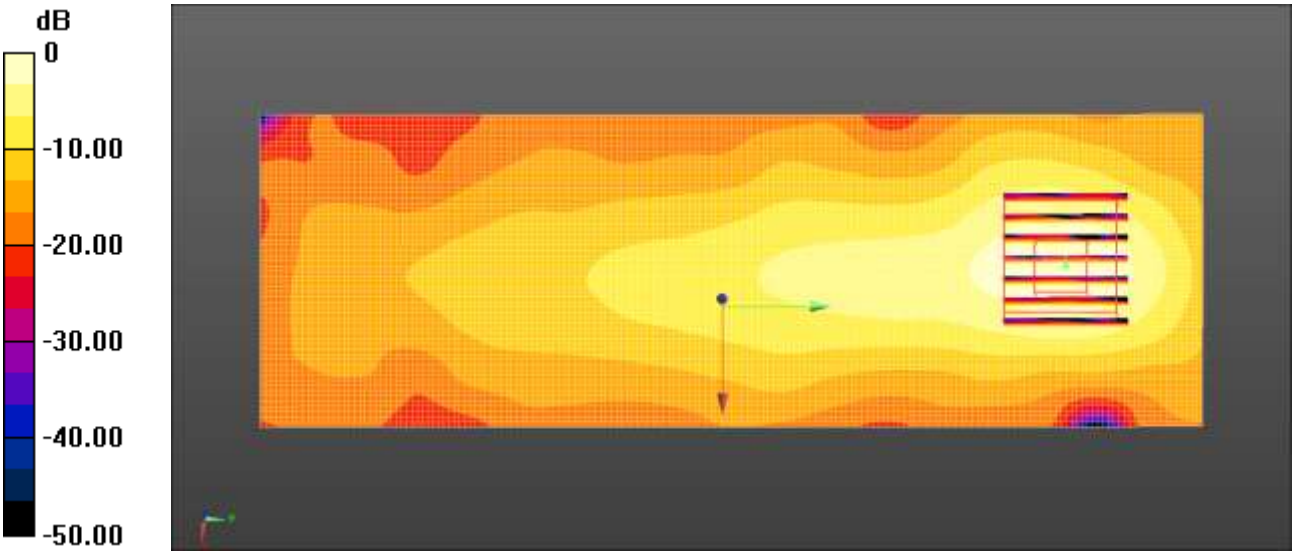


0 dB = 0.792 W/kg = -1.01 dBW/kg

| | |
|---|---|
| EUT Type: | Mobile Phone |
| Liquid Temperature: | 20.7 ℃ |
| Ambient Temperature: | 20.8 ℃ |
| Test Date: | 09/07/2023 |
| Plot No.: | B29 |
| Band: | Bluetooth Body/ Hotspot |

**DUT: SM-S926B/DS**

Communication System: UID 0, Bluetooth (0); Frequency: 2480 MHz;Duty Cycle: 1:1
Medium parameters used: f = 2480 MHz; $\sigma$ = 1.888 S/m; $\varepsilon_r$ = 38.551; $\rho$ = 1000 kg/m$^3$
Phantom section: Flat Section

DASY5 Configuration:

- Probe: EX3DV4 - SN7654; ConvF(7.94, 7.91, 8.56) @ 2480 MHz; Calibrated: 2023-05-24
- Sensor-Surface: 1.4mm (Mechanical Surface Detection)
- Electronics: DAE4 Sn1686; Calibrated: 2023-05-23
- Phantom: SAM with CRP v5.0(Front)
- Measurement SW: DASY52, Version 52.10 (4)

**Bluetooth Body Rear DH5 78ch/Area Scan (11x16x1):** Measurement grid: dx=12mm, dy=12mm
Maximum value of SAR (measured) = 0.378 W/kg

**Bluetooth Body Rear DH5 78ch/Zoom Scan (7x7x7)/Cube 0:** Measurement grid: dx=5mm, dy=5mm, dz=5mm
Reference Value = 2.514 V/m; Power Drift = -0.10 dB
Peak SAR (extrapolated) = 0.605 W/kg
**SAR(1 g) = 0.298 W/kg; SAR(10 g) = 0.132 W/kg**
Ratio of SAR at M2 to SAR at M1 = 50.4%

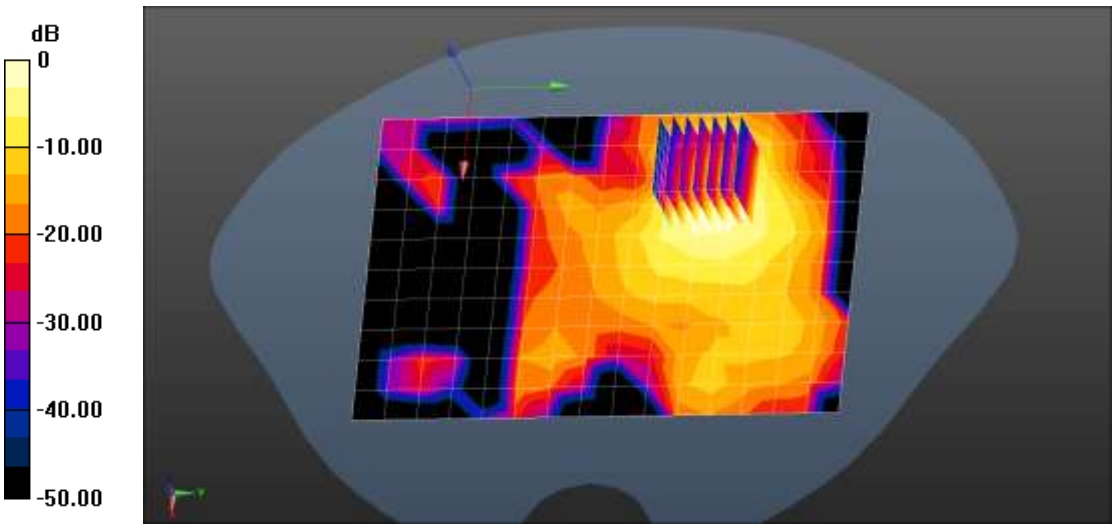


0 dB = 0.378 W/kg = -4.23 dBW/kg

| | |
|---|---|
| EUT Type: | Mobile Phone |
| Liquid Temperature: | 21.8 ℃ |
| Ambient Temperature: | 21.9 ℃ |
| Test Date: | 09/06/2023 |
| Plot No.: | C1 |
| Band: | WLAN 5 GHz Phablet |

**DUT: SM-S926B/DS**

Communication System: UID 0, WIFI 5GHz (0); Frequency: 5885 MHz;Duty Cycle: 1:1
Medium parameters used (interpolated): f = 5885 MHz; $\sigma$ = 5.131 S/m; $\varepsilon_r$ = 36.017; $\rho$ = 1000 kg/m$^3$
Phantom section: Flat Section

DASY5 Configuration:

- Probe: EX3DV4 - SN3797; ConvF(4.52, 4.22, 4.46) @ 5885 MHz; Calibrated: 2023-01-24
- Sensor-Surface: 1.4mm (Mechanical Surface Detection)
- Electronics: DAE4 Sn504; Calibrated: 2023-01-10
- Phantom: Twin-SAM V8.0 (20deg probe tilt); Type: QD 000 P41 Ax; Serial: xxxx
- Measurement SW: DASY52, Version 52.10 (3); SEMCAD X Version 14.6.13 (7474)

**802.11a Body Left 6Mbps 177ch/Area Scan (61x181x1):** Interpolated grid: dx=1.000 mm, dy=1.000 mm
Maximum value of SAR (interpolated) = 19.9 W/kg

**802.11a Body Left 6Mbps 177ch/Zoom Scan (7x7x7)/Cube 0:** Measurement grid: dx=4mm, dy=4mm, dz=1.4mm
Reference Value = 3.750 V/m; Power Drift = 0.13 dB
Peak SAR (extrapolated) = 68.5 W/kg
**SAR(1 g) = 8.29 W/kg; SAR(10 g) = 1.8 W/kg**
Maximum value of SAR (measured) = 26.1 W/kg

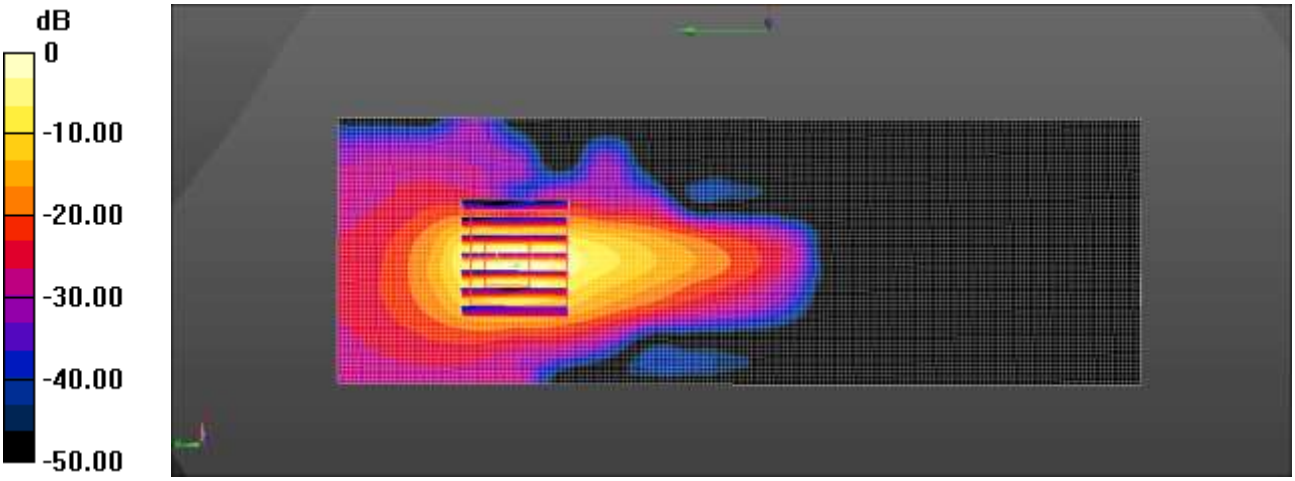


0 dB = 26.1 W/kg = 14.17 dBW/kg

| | |
|---|---|
| EUT Type: | Mobile Phone |
| Liquid Temperature: | 21.3 ℃ |
| Ambient Temperature: | 21.4 ℃ |
| Test Date: | 09/14/2023 |
| Plot No.: | C2 |
| Band: | NFC Phablet |

Communication System: UID 0, NFC (0); Frequency: 13.56 MHz;Duty Cycle: 1:1
Medium parameters used: f = 14 MHz; $\sigma$ = 0.756 S/m; $\varepsilon_r$ = 54.305; $\rho$ = 1000 kg/m$^3$
Phantom section: Flat Section

DASY5 Configuration:

- Probe: ES3DV3 - SN3076; ConvF(5.8, 5.8, 5.8) @ 13.56 MHz; Calibrated: 2023-07-18
- Sensor-Surface: 3mm (Mechanical Surface Detection)
- Electronics: DAE4 Sn869; Calibrated: 2023-03-23
- Phantom: ELI v5.0 Left; Type: QDOVA002AA; Serial: TP:xxxx
- Measurement SW: DASY52, Version 52.10 (4); SEMCAD X Version 14.6.14 (7501)

**NFC Phablet Rear Type B 106kbps/Area Scan (13x21x1):** Measurement grid: dx=10mm, dy=10mm
Maximum value of SAR (measured) = 0.0962 W/kg

**NFC Phablet Rear Type B 106kbps/Zoom Scan (9x9x8)/Cube 0:** Measurement grid: dx=4mm, dy=4mm, dz=1.4mm
Reference Value = 0.9540 V/m; Power Drift = 0.16 dB
Peak SAR (extrapolated) = 0.369 W/kg
**SAR(1 g) = 0.077 W/kg; SAR(10 g) = 0.030 W/kg**
Maximum value of SAR (measured) = 0.104 W/kg




0 dB = 0.104 W/kg = -9.83 dBW/kg

# Appendix C. – Dipole Verification Plots

## ■ Verification Data (750 MHz Head)

| | |
|---|---|
| Test Laboratory: | HCT CO., LTD |
| Input Power | 0.05 W |
| Liquid Temp: | 22.0 ℃ |
| Test Date: | 08/31/2023 |
| Band: | LTE FDD Band 12 - MAIN1(Ant A) |

**DUT: Dipole 750 MHz D750V3; Type: D750V3; Serial: D750V3 - SN:1014**

Communication System: UID 0, CW (0); Frequency: 750 MHz;Duty Cycle: 1:1
Medium parameters used: f = 750 MHz; $\sigma$ = 0.915 S/m; $\varepsilon_r$ = 43.18; $\rho$ = 1000 kg/m$^3$
Phantom section: Flat Section

DASY5 Configuration:

- Probe: ES3DV3 - SN3076; ConvF(6.37, 6.37, 6.37) @ 750 MHz; Calibrated: 2023-07-18
- Sensor-Surface: 3mm (Mechanical Surface Detection)
- Electronics: DAE4 Sn869; Calibrated: 2023-03-23
- Phantom: SAM_Left_20170913; Type: QD000P40CD; Serial: 1803
- Measurement SW: DASY52, Version 52.10 (3); SEMCAD X Version 14.6.13 (7474)

**Dipole/750MHz Head Verification/Area Scan (6x14x1):** Measurement grid: dx=15mm, dy=15mm
Maximum value of SAR (measured) = 0.437 W/kg

**Dipole/750MHz Head Verification/Zoom Scan (5x5x7)/Cube 0:** Measurement grid: dx=8mm, dy=8mm, dz=5mm
Reference Value = 23.01 V/m; Power Drift = -0.08 dB
Peak SAR (extrapolated) = 0.578 W/kg
**SAR(1 g) = 0.401 W/kg; SAR(10 g) = 0.270 W/kg**
Maximum value of SAR (measured) = 0.466 W/kg

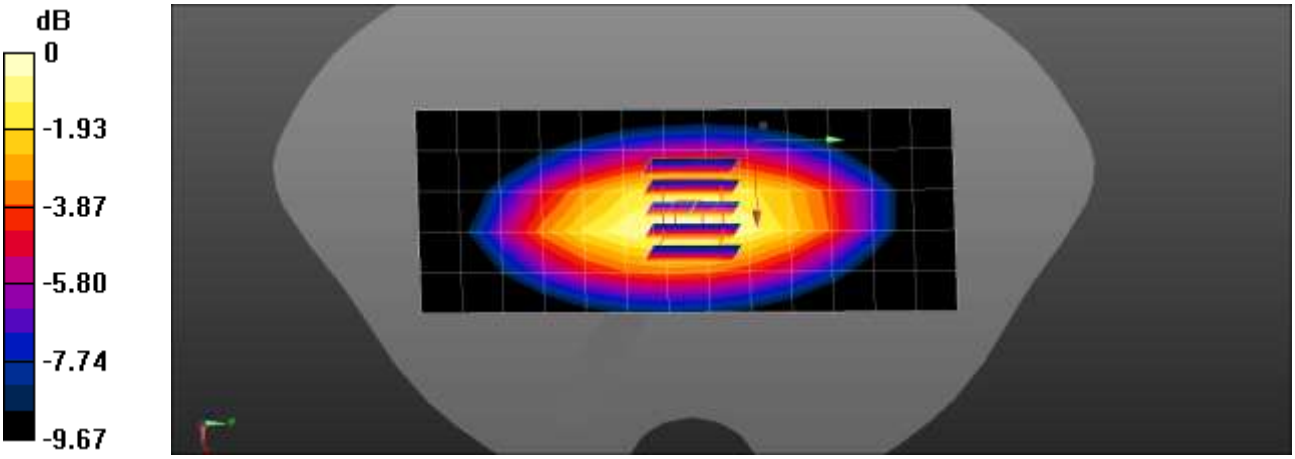


0 dB = 0.466 W/kg = -3.32 dBW/kg

## ■ Verification Data (750 MHz Head)

| | |
|---|---|
| Test Laboratory: | HCT CO., LTD |
| Input Power | 0.05 W |
| Liquid Temp: | 21.4 ℃ |
| Test Date: | 09/01/2023 |
| Band: | LTE FDD Band 13 - MAIN1(Ant A) |

**DUT: Dipole 750 MHz D750V3; Type: D750V3; Serial: D750V3 - SN:1014**

Communication System: UID 0, CW (0); Frequency: 750 MHz;Duty Cycle: 1:1
Medium parameters used: f = 750 MHz; $\sigma$ = 0.911 S/m; $\varepsilon_r$ = 42.77; $\rho$ = 1000 kg/m$^3$
Phantom section: Flat Section

DASY5 Configuration:

- Probe: ES3DV3 - SN3076; ConvF(6.37, 6.37, 6.37) @ 750 MHz; Calibrated: 2023-07-18
- Sensor-Surface: 3mm (Mechanical Surface Detection)
- Electronics: DAE4 Sn869; Calibrated: 2023-03-23
- Phantom: SAM_Left_20170913; Type: QD000P40CD; Serial: 1803
- Measurement SW: DASY52, Version 52.10 (3); SEMCAD X Version 14.6.13 (7474)

**Dipole/750MHz Head Verification/Area Scan (6x14x1):** Measurement grid: dx=15mm, dy=15mm
Maximum value of SAR (measured) = 0.434 W/kg

**Dipole/750MHz Head Verification/Zoom Scan (5x5x7)/Cube 0:** Measurement grid: dx=8mm, dy=8mm, dz=5mm
Reference Value = 22.98 V/m; Power Drift = -0.09 dB
Peak SAR (extrapolated) = 0.576 W/kg
**SAR(1 g) = 0.400 W/kg; SAR(10 g) = 0.268 W/kg**
Maximum value of SAR (measured) = 0.464 W/kg

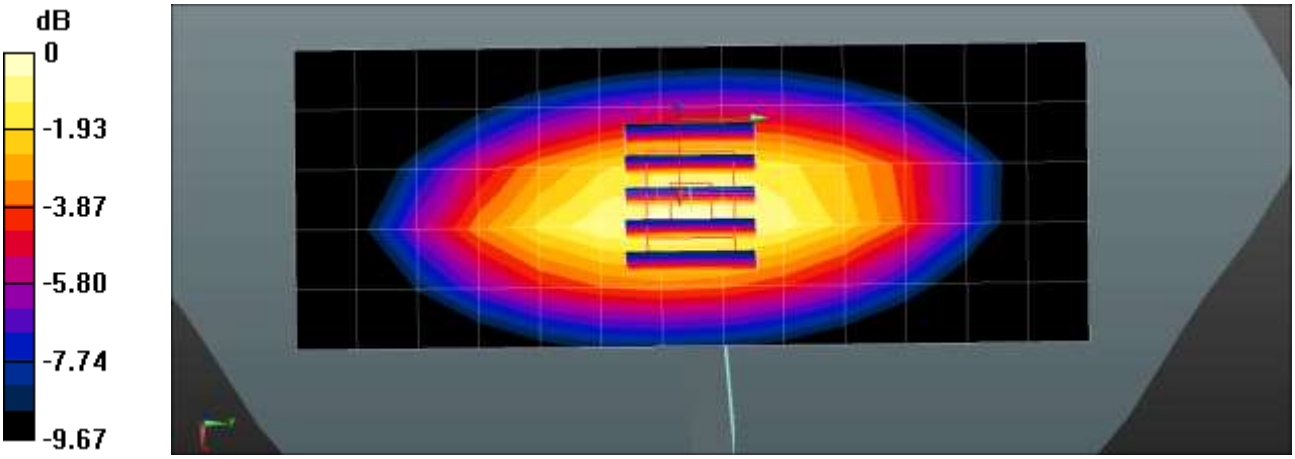


0 dB = 0.464 W/kg = -3.33 dBW/kg

## ■ Verification Data (835 MHz Head)

| | |
|---|---|
| Test Laboratory: | HCT CO., LTD |
| Input Power | 0.05 W |
| Liquid Temp: | 22.0 ℃ |
| Test Date: | 09/01/2023 |
| Band: | GSM850 - MAIN1(Ant A) |

**DUT: Dipole 835 MHz D835V2; Type: D835V2; Serial: D835V2 - SN:4d165**

Communication System: UID 0, CW (0); Frequency: 835 MHz;Duty Cycle: 1:1
Medium parameters used (interpolated): f = 835 MHz; σ = 0.932 S/m; $\varepsilon_r$ = 42.433; ρ = 1000 kg/m$^3$
Phantom section: Flat Section

DASY5 Configuration:

- Probe: EX3DV4 - SN7654; ConvF(9.83, 9.9, 10.74) @ 835 MHz; Calibrated: 2023-05-24
- Sensor-Surface: 1.4mm (Mechanical Surface Detection)
- Electronics: DAE4 Sn1686; Calibrated: 2023-05-23
- Phantom: Twin-SAM V5.0 (20deg probe tilt); Type: QD 000 P40 CD; Serial: xxxx
- Measurement SW: DASY52, Version 52.10 (4); SEMCAD X Version 14.6.14 (7501)

**Dipole/835MHz Head Verification/Area Scan (6x14x1):** Measurement grid: dx=15mm, dy=15mm
Maximum value of SAR (measured) = 0.585 W/kg

**Dipole/835MHz Head Verification/Zoom Scan (5x5x7)/Cube 0:** Measurement grid: dx=8mm, dy=8mm, dz=5mm
Reference Value = 27.93 V/m; Power Drift = -0.03 dB
Peak SAR (extrapolated) = 0.725 W/kg
**SAR(1 g) = 0.500 W/kg; SAR(10 g) = 0.332 W/kg**
Maximum value of SAR (measured) = 0.658 W/kg

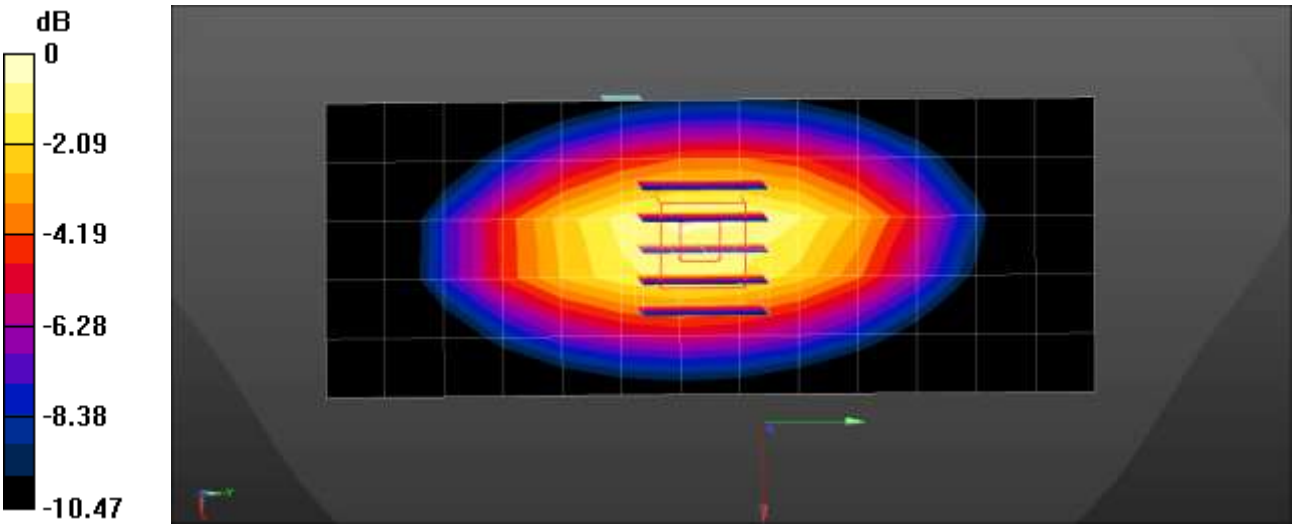


0 dB = 0.658 W/kg = -1.82 dBW/kg

## ■ Verification Data (835 MHz Head)

| | |
|---|---|
| Test Laboratory: | HCT CO., LTD |
| Input Power | 0.05 W |
| Liquid Temp: | 22.2 ℃ |
| Test Date: | 10/08/2023 |
| Band: | GSM850 - SUB1(Ant E) |

**DUT: Dipole 835 MHz D835V2; Type: D835V2; Serial: D835V2 - SN:4d165**

Communication System: UID 0, CW (0); Frequency: 835 MHz;Duty Cycle: 1:1
Medium parameters used (interpolated): f = 835 MHz; σ = 0.94 S/m; $\varepsilon_r$ = 42.633; ρ = 1000 kg/m$^3$
Phantom section: Flat Section

DASY5 Configuration:

- Probe: EX3DV4 - SN7654; ConvF(9.83, 9.9, 10.74) @ 835 MHz; Calibrated: 2023-05-24
- Sensor-Surface: 1.4mm (Mechanical Surface Detection)
- Electronics: DAE4 Sn1686; Calibrated: 2023-05-23
- Phantom: Twin-SAM V5.0 (20deg probe tilt); Type: QD 000 P40 CD; Serial: xxxx
- Measurement SW: DASY52, Version 52.10 (4); SEMCAD X Version 14.6.14 (7501)

**Dipole/835MHz Head Verification/Area Scan (6x14x1):** Measurement grid: dx=15mm, dy=15mm
Maximum value of SAR (measured) = 0.562 W/kg

**Dipole/835MHz Head Verification/Zoom Scan (5x5x7)/Cube 0:** Measurement grid: dx=8mm, dy=8mm, dz=5mm
Reference Value = 28.05 V/m; Power Drift = 0.03 dB
Peak SAR (extrapolated) = 0.705 W/kg
**SAR(1 g) = 0.503 W/kg; SAR(10 g) = 0.338 W/kg**
Maximum value of SAR (measured) = 0.644 W/kg

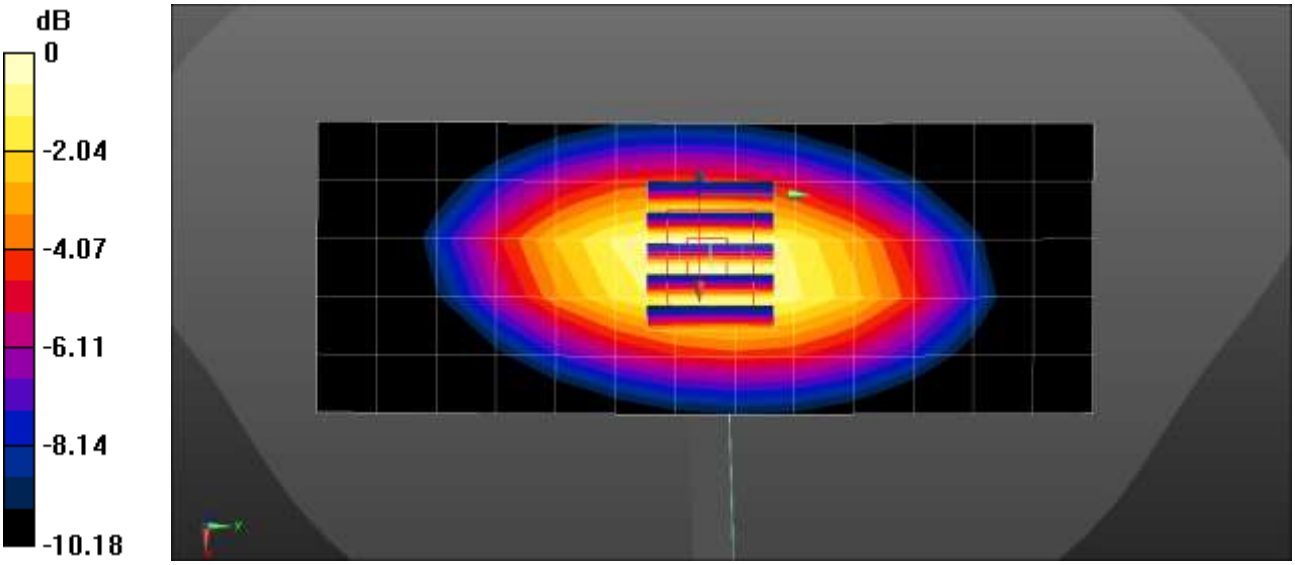


0 dB = 0.644 W/kg = -1.91 dBW/kg

## ■ Verification Data (835 MHz Head)

| | |
|---|---|
| Test Laboratory: | HCT CO., LTD |
| Input Power | 0.05 W |
| Liquid Temp: | 21.1 ℃ |
| Test Date: | 09/04/2023 |
| Band: | UMTS Band 5 - MAIN1(Ant A) |

**DUT: Dipole 835 MHz D835V2; Type: D835V2; Serial: D835V2 - SN:4d165**

Communication System: UID 0, CW (0); Frequency: 835 MHz;Duty Cycle: 1:1
Medium parameters used (interpolated): f = 835 MHz; $\sigma$ = 0.932 S/m; $\varepsilon_r$ = 42.448; $\rho$ = 1000 kg/m$^3$
Phantom section: Flat Section

DASY5 Configuration:

- Probe: EX3DV4 - SN7654; ConvF(9.83, 9.9, 10.74) @ 835 MHz; Calibrated: 2023-05-24
- Sensor-Surface: 1.4mm (Mechanical Surface Detection)
- Electronics: DAE4 Sn1686; Calibrated: 2023-05-23
- Phantom: Twin-SAM V5.0 (20deg probe tilt); Type: QD 000 P40 CD; Serial: xxxx
- Measurement SW: DASY52, Version 52.10 (4); SEMCAD X Version 14.6.14 (7501)

**Dipole/835MHz Head Verification/Area Scan (6x14x1):** Measurement grid: dx=15mm, dy=15mm
Maximum value of SAR (measured) = 0.588 W/kg

**Dipole/835MHz Head Verification/Zoom Scan (5x5x7)/Cube 0:** Measurement grid: dx=8mm, dy=8mm, dz=5mm
Reference Value = 27.93 V/m; Power Drift = -0.06 dB
Peak SAR (extrapolated) = 0.723 W/kg
**SAR(1 g) = 0.500 W/kg; SAR(10 g) = 0.332 W/kg**
Maximum value of SAR (measured) = 0.656 W/kg

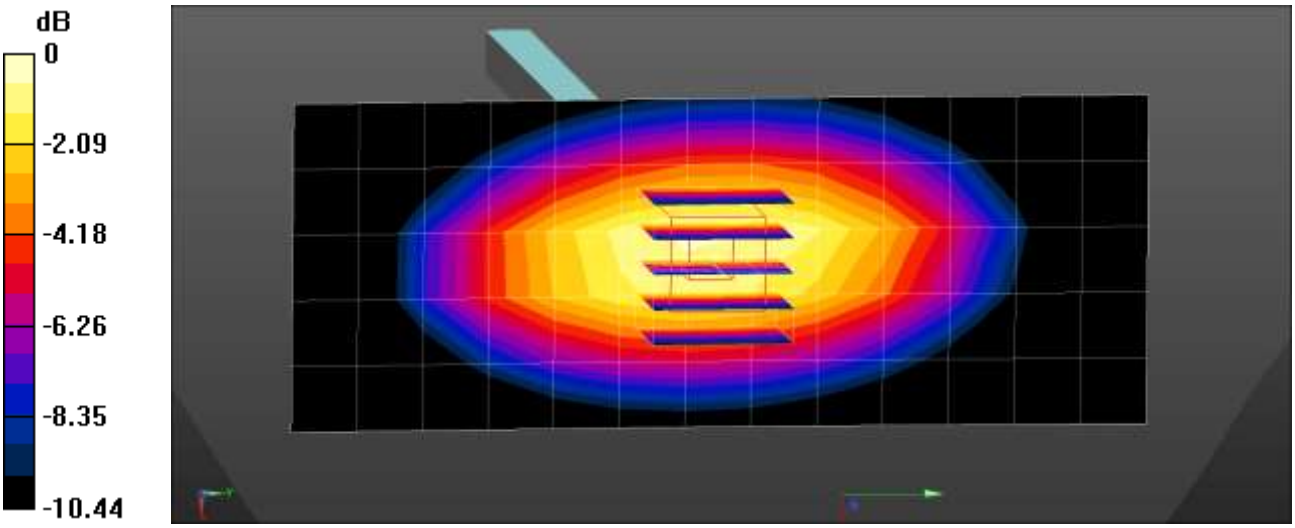


0 dB = 0.656 W/kg = -1.83 dBW/kg

## ■ Verification Data (835 MHz Head)

| | |
|---|---|
| Test Laboratory: | HCT CO., LTD |
| Input Power | 0.05 W |
| Liquid Temp: | 22.6 ℃ |
| Test Date: | 10/07/2023 |
| Band: | UMTS Band 5 - SUB1(Ant E) |

**DUT: Dipole 835 MHz D835V2; Type: D835V2; Serial: D835V2 - SN:4d165**

Communication System: UID 0, CW (0); Frequency: 835 MHz;Duty Cycle: 1:1
Medium parameters used (interpolated): f = 835 MHz; σ = 0.939 S/m; $\varepsilon_r$ = 42.625; ρ = 1000 kg/m$^3$
Phantom section: Flat Section

DASY5 Configuration:

- Probe: EX3DV4 - SN7654; ConvF(9.83, 9.9, 10.74) @ 835 MHz; Calibrated: 2023-05-24
- Sensor-Surface: 1.4mm (Mechanical Surface Detection)
- Electronics: DAE4 Sn1686; Calibrated: 2023-05-23
- Phantom: Twin-SAM V5.0 (20deg probe tilt); Type: QD 000 P40 CD; Serial: xxxx
- Measurement SW: DASY52, Version 52.10 (4); SEMCAD X Version 14.6.14 (7501)

**Dipole/835MHz Head Verification/Area Scan (6x14x1):** Measurement grid: dx=15mm, dy=15mm
Maximum value of SAR (measured) = 0.598 W/kg

**Dipole/835MHz Head Verification/Zoom Scan (5x5x7)/Cube 0:** Measurement grid: dx=8mm, dy=8mm, dz=5mm
Reference Value = 27.53 V/m; Power Drift = 0.09 dB
Peak SAR (extrapolated) = 0.700 W/kg
**SAR(1 g) = 0.500 W/kg; SAR(10 g) = 0.336 W/kg**
Maximum value of SAR (measured) = 0.641 W/kg

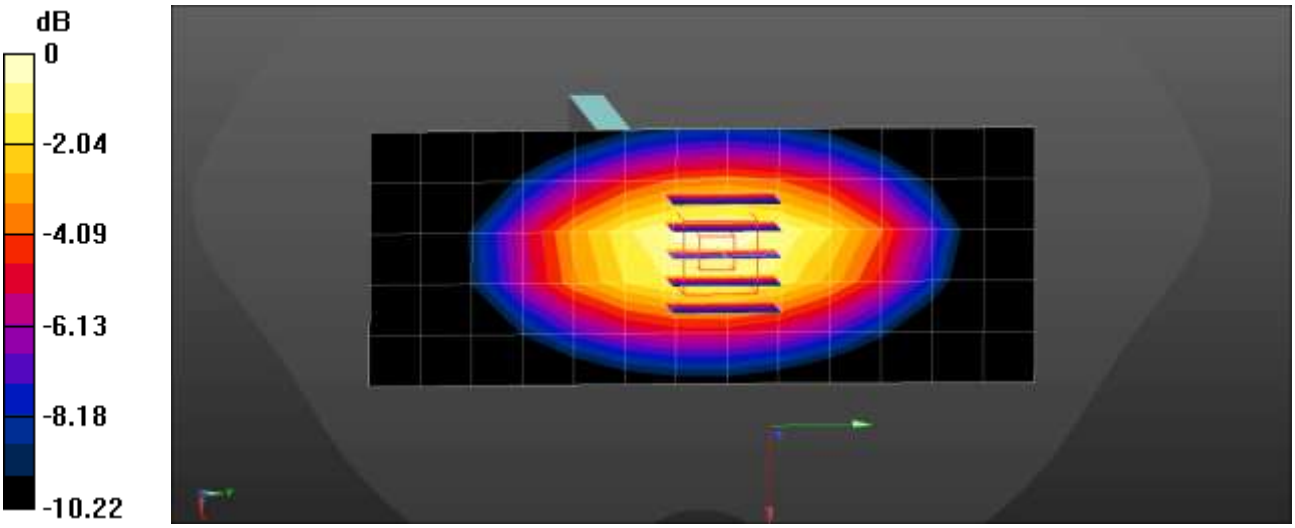


0 dB = 0.641 W/kg = -1.93 dBW/kg

## ■ Verification Data (835 MHz Head)

| | |
|---|---|
| Test Laboratory: | HCT CO., LTD |
| Input Power | 0.05 W |
| Liquid Temp: | 20.4 ℃ |
| Test Date: | 09/04/2023 |
| Band: | LTE FDD Band 26 - MAIN1(Ant A) |

**DUT: D835V2 - SN4d165; Type: D835V2; Serial: SN4d165**

Communication System: UID 0, CW (0); Frequency: 835 MHz;Duty Cycle: 1:1
Medium parameters used (interpolated): f = 835 MHz; $\sigma$ = 0.929 S/m; $\varepsilon_r$ = 42.17; $\rho$ = 1000 kg/m$^3$
Phantom section: Flat Section

DASY5 Configuration:

- Probe: ES3DV3 - SN3076; ConvF(6.11, 6.11, 6.11) @ 835 MHz; Calibrated: 2023-07-18
- Sensor-Surface: 3mm (Mechanical Surface Detection)
- Electronics: DAE4 Sn869; Calibrated: 2023-03-23
- Phantom: SAM_Left_20170913; Type: QD000P40CD; Serial: 1803
- Measurement SW: DASY52, Version 52.10 (3); SEMCAD X Version 14.6.13 (7474)

**Dipole/835MHz Head Verification/Area Scan (6x14x1):** Measurement grid: dx=15mm, dy=15mm
Maximum value of SAR (measured) = 0.580 W/kg

**Dipole/835MHz Head Verification/Zoom Scan (5x5x7)/Cube 0:** Measurement grid: dx=8mm, dy=8mm, dz=5mm
Reference Value = 25.50 V/m; Power Drift = -0.13 dB
Peak SAR (extrapolated) = 0.747 W/kg
**SAR(1 g) = 0.506 W/kg; SAR(10 g) = 0.333 W/kg**
Maximum value of SAR (measured) = 0.591 W/kg

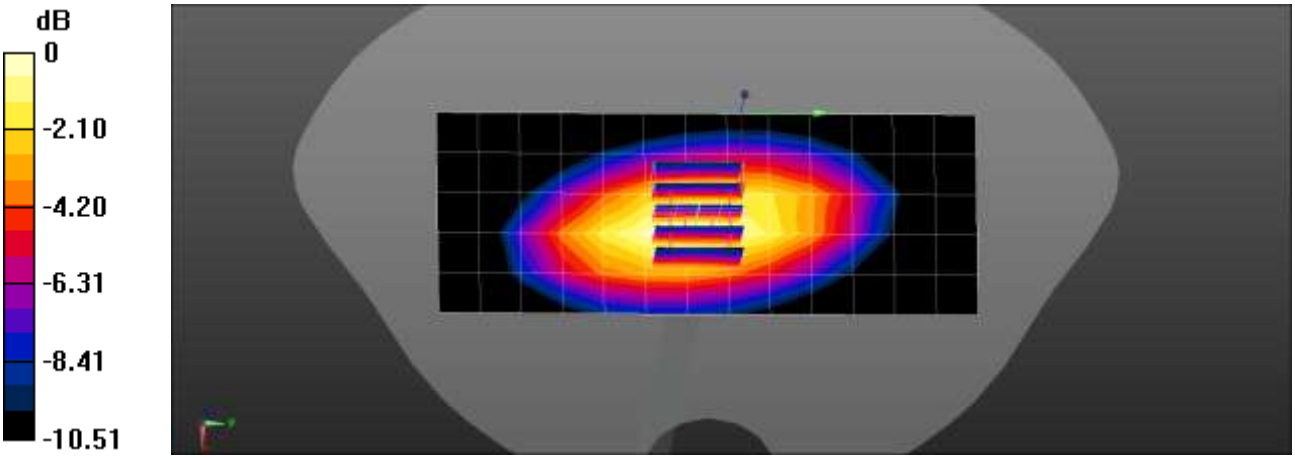


0 dB = 0.591 W/kg = -2.28 dBW/kg

## ■ Verification Data (835 MHz Head)

| | |
|---|---|
| Test Laboratory: | HCT CO., LTD |
| Input Power | 0.05 W |
| Liquid Temp: | 21.8 ℃ |
| Test Date: | 09/22/2023 |
| Band: | LTE FDD Band 26 - SUB1(Ant E) |

**DUT: D835V2 - SN4d165; Type: D835V2; Serial: SN4d165**

Communication System: UID 0, CW (0); Frequency: 835 MHz;Duty Cycle: 1:1
Medium parameters used (interpolated): f = 835 MHz; $\sigma$ = 0.922 S/m; $\varepsilon_r$ = 41.218; $\rho$ = 1000 kg/m$^3$
Phantom section: Flat Section

DASY5 Configuration:

- Probe: EX3DV4 - SN7309; ConvF(9.82, 8.7, 9.76) @ 835 MHz; Calibrated: 2023-06-19
- Sensor-Surface: 1.4mm (Mechanical Surface Detection)
- Electronics: DAE4 Sn1464; Calibrated: 2023-06-16
- Phantom: SAM_Left_20170913; Type: QD000P40CD; Serial: 1803
- Measurement SW: DASY52, Version 52.10 (3); SEMCAD X Version 14.6.13 (7474)

**Dipole/835MHz Head Verification/Area Scan (6x14x1):** Measurement grid: dx=15mm, dy=15mm
Maximum value of SAR (measured) = 0.596 W/kg

**Dipole/835MHz Head Verification/Zoom Scan (5x5x7)/Cube 0:** Measurement grid: dx=8mm, dy=8mm, dz=5mm
Reference Value = 28.35 V/m; Power Drift = 0.04 dB
Peak SAR (extrapolated) = 0.719 W/kg
**SAR(1 g) = 0.507 W/kg; SAR(10 g) = 0.338 W/kg**
Maximum value of SAR (measured) = 0.656 W/kg

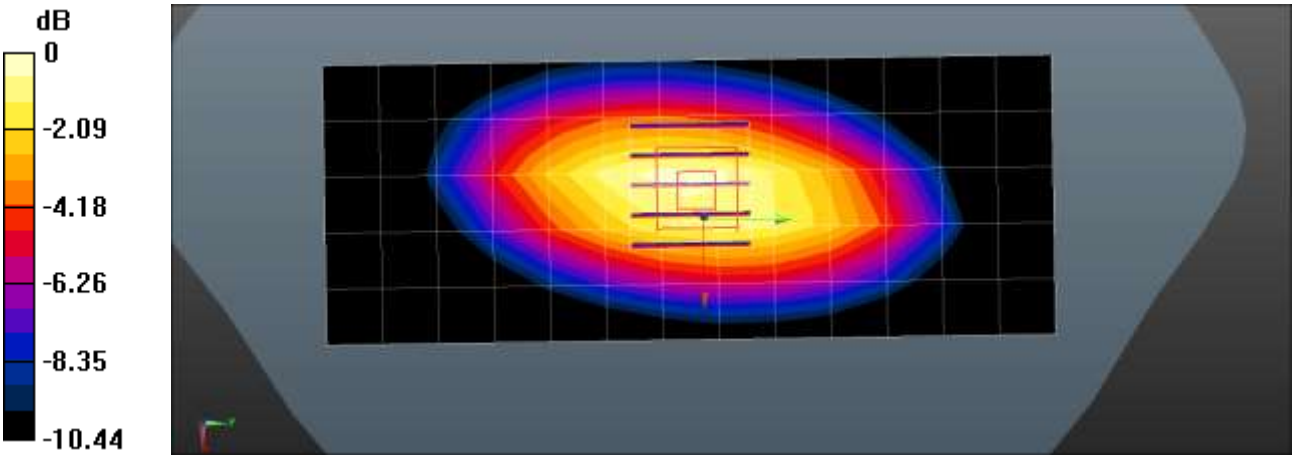


0 dB = 0.656 W/kg = -1.83 dBW/kg

## ■ Verification Data (1 800 ㎒ Head)

| | |
|---|---|
| Test Laboratory: | HCT CO., LTD |
| Input Power | 0.05 W |
| Liquid Temp: | 21.7 ℃ |
| Test Date: | 09/08/2023 |
| Band: | UMTS Band 4 - MAIN1(Ant A) |

**DUT: Dipole 1800 MHz D1800V2; Type: D1800V2; Serial: D1800V2 - SN:2d015**

Communication System: UID 0, CW (0); Frequency: 1800 MHz;Duty Cycle: 1:1
Medium parameters used: f = 1800 MHz; σ = 1.4 S/m; $\varepsilon_r$ = 41.227; ρ = 1000 kg/m$^3$
Phantom section: Flat Section

DASY5 Configuration:

- Probe: ES3DV3 - SN3076; ConvF(5.35, 5.35, 5.35) @ 1800 MHz; Calibrated: 2023-07-18
- Sensor-Surface: 3mm (Mechanical Surface Detection)
- Electronics: DAE4 Sn869; Calibrated: 2023-03-23
- Phantom: SAM_Right_20170913; Type: QD000P40CC; Serial: 1070
- Measurement SW: DASY52, Version 52.10 (3); SEMCAD X Version 14.6.13 (7474)

**Dipole/1800MHz Head Verification/Area Scan (7x7x1):** Measurement grid: dx=15mm, dy=15mm
Maximum value of SAR (measured) = 2.11 W/kg

**Dipole/1800MHz Head Verification/Zoom Scan (5x5x7)/Cube 0:** Measurement grid: dx=8mm, dy=8mm, dz=5mm
Reference Value = 39.76 V/m; Power Drift = 0.10 dB
Peak SAR (extrapolated) = 3.47 W/kg
**SAR(1 g) = 1.92 W/kg; SAR(10 g) = 1.02 W/kg**
Maximum value of SAR (measured) = 2.42 W/kg

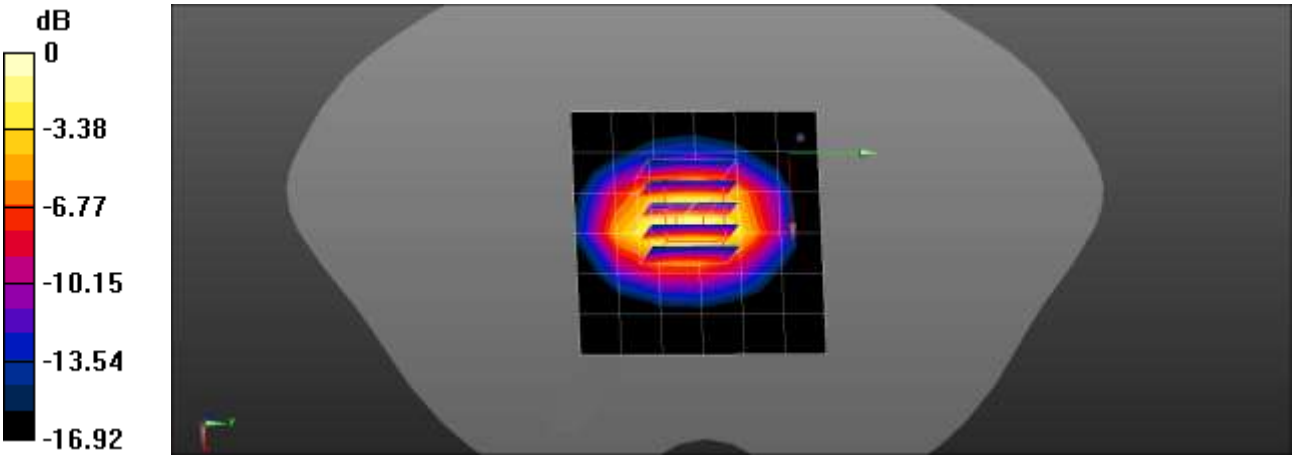


0 dB = 2.42 W/kg = 3.84 dBW/kg

## ■ Verification Data (1 800 MHz Head)

| | |
|---|---|
| Test Laboratory: | HCT CO., LTD |
| Input Power | 0.05 W |
| Liquid Temp: | 20.7 ℃ |
| Test Date: | 09/05/2023 |
| Band: | LTE FDD Band 66 Head - MAIN1(Ant A) |

**DUT: D1800V2 - SN2d007; Type: D1800V2; Serial: SN:2d015**

Communication System: UID 0, CW (0); Frequency: 1800 MHz;Duty Cycle: 1:1
Medium parameters used: f = 1800 MHz; σ = 1.422 S/m; $\varepsilon_r$ = 39.78; ρ = 1000 kg/m$^3$
Phantom section: Flat Section

DASY5 Configuration:

- Probe: EX3DV4 - SN7732; ConvF(9.01, 9.01, 9.01) @ 1800 MHz; Calibrated: 2023-06-20
- Sensor-Surface: 1.4mm (Mechanical Surface Detection)
- Electronics: DAE4 Sn1687; Calibrated: 2023-07-18
- Phantom: SAM with CRP v5.0(Front); Type: QD000P40CD; Serial: TP:xxxx
- Measurement SW: DASY52, Version 52.10 (4); SEMCAD X Version 14.6.14 (7483)

**Dipole/1800MHz Head Verification/Area Scan (7x7x1):** Measurement grid: dx=12mm, dy=12mm
Maximum value of SAR (measured) = 2.69 W/kg

**Dipole/1800MHz Head Verification/Zoom Scan (5x5x7)/Cube 0:** Measurement grid: dx=8mm, dy=8mm, dz=5mm
Reference Value = 44.78 V/m; Power Drift = 0.07 dB
Peak SAR (extrapolated) = 3.30 W/kg
**SAR(1 g) = 1.77 W/kg; SAR(10 g) = 0.926 W/kg**
Maximum value of SAR (measured) = 2.74 W/kg

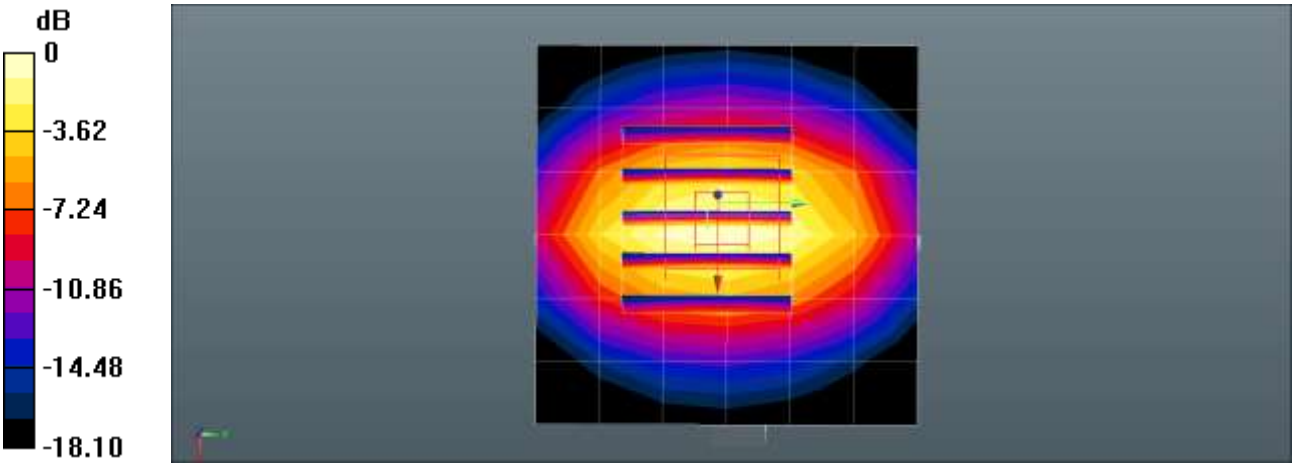


0 dB = 2.74 W/kg = 4.38 dBW/kg

## ■ Verification Data (1 800 MHz Head)

| | |
|---|---|
| Test Laboratory: | HCT CO., LTD |
| Input Power | 0.05 W |
| Liquid Temp: | 20.5 ℃ |
| Test Date: | 09/26/2023 |
| Band: | LTE FDD Band 66 Body - MAIN1(Ant A) |

**DUT: D1800V2 - SN2d015; Type: D1800V2; Serial: SN2d015**

Communication System: UID 0, CW (0); Frequency: 1800 MHz;Duty Cycle: 1:1
Medium parameters used: f = 1800 MHz; $\sigma$ = 1.376 S/m; $\varepsilon_r$ = 41.185; $\rho$ = 1000 kg/m$^3$
Phantom section: Flat Section

DASY5 Configuration:

- Probe: EX3DV4 - SN7309; ConvF(8.36, 7.55, 8.61) @ 1800 MHz; Calibrated: 2023-06-19
- Sensor-Surface: 1.4mm (Mechanical Surface Detection)
- Electronics: DAE4 Sn1464; Calibrated: 2023-06-16
- Phantom: SAM_Right_20170913; Type: QD000P40CC; Serial: 1070
- Measurement SW: DASY52, Version 52.10 (3); SEMCAD X Version 14.6.13 (7474)

**Dipole/1800MHz Head Verification/Area Scan (7x9x1):** Measurement grid: dx=15mm, dy=15mm
Maximum value of SAR (measured) = 2.91 W/kg

**Dipole/1800MHz Head Verification/Zoom Scan (5x5x7)/Cube 0:** Measurement grid: dx=8mm, dy=8mm, dz=5mm
Reference Value = 47.94 V/m; Power Drift = 0.09 dB
Peak SAR (extrapolated) = 3.64 W/kg
**SAR(1 g) = 2.01 W/kg; SAR(10 g) = 1.07 W/kg**
Maximum value of SAR (measured) = 3.05 W/kg

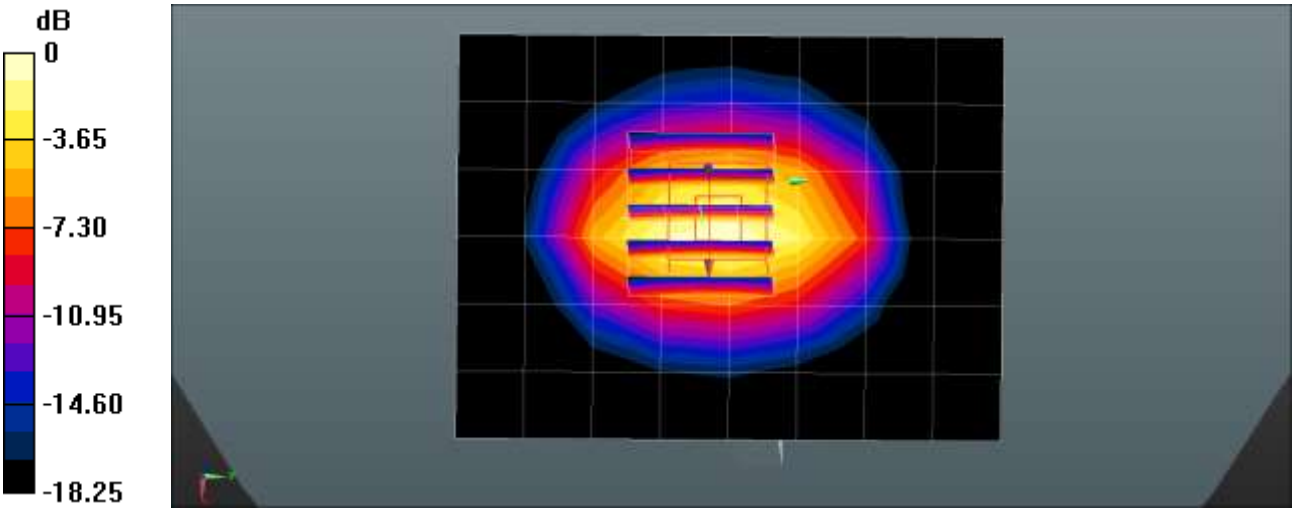


0 dB = 3.05 W/kg = 4.84 dBW/kg

## ■ Verification Data (1 800 ㎒ Head)

| | |
|---|---|
| Test Laboratory: | HCT CO., LTD |
| Input Power | 0.05 W |
| Liquid Temp: | 21.4 ℃ |
| Test Date: | 09/16/2023 |
| Band: | LTE FDD Band 66 - SUB2(Ant F) |

**DUT: D1800V2 - SN2d015; Type: D1800V2; Serial: SN2d015**

Communication System: UID 0, CW (0); Frequency: 1800 MHz;Duty Cycle: 1:1
Medium parameters used: f = 1800 MHz; $\sigma$ = 1.401 S/m; $\varepsilon_r$ = 41.234; $\rho$ = 1000 kg/m$^3$
Phantom section: Flat Section

DASY5 Configuration:

- Probe: EX3DV4 - SN7309; ConvF(8.36, 7.55, 8.61) @ 1800 MHz; Calibrated: 2023-06-19
- Sensor-Surface: 1.4mm (Mechanical Surface Detection)
- Electronics: DAE4 Sn1464; Calibrated: 2023-06-16
- Phantom: SAM_Right_20170913; Type: QD000P40CC; Serial: 1070
- Measurement SW: DASY52, Version 52.10 (3); SEMCAD X Version 14.6.13 (7474)

**Dipole/1800MHz Head Verification/Area Scan (7x9x1):** Measurement grid: dx=15mm, dy=15mm
Maximum value of SAR (measured) = 2.86 W/kg

**Dipole/1800MHz Head Verification/Zoom Scan (5x5x7)/Cube 0:** Measurement grid: dx=8mm, dy=8mm, dz=5mm
Reference Value = 47.26 V/m; Power Drift = 0.05 dB
Peak SAR (extrapolated) = 3.74 W/kg
**SAR(1 g) = 2.05 W/kg; SAR(10 g) = 1.09 W/kg**
Maximum value of SAR (measured) = 3.12 W/kg

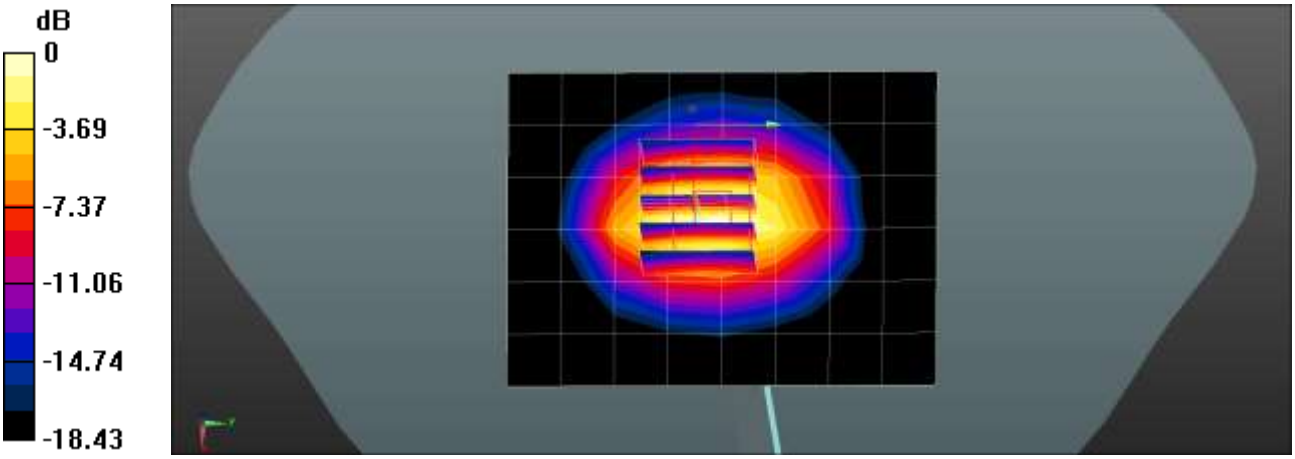


0 dB = 3.12 W/kg = 4.94 dBW/kg

## ■ Verification Data (1 900 ㎒ Head)

| | |
|---|---|
| Test Laboratory: | HCT CO., LTD |
| Input Power | 0.05 W |
| Liquid Temp: | 22.2 ℃ |
| Test Date: | 09/07/2023 |
| Band: | GSM 1900 - MAIN1(Ant A) |

**DUT: Dipole 1900 MHz D1900V2; Type: D1900V2; Serial: D1900V2 - SN:5d061**

Communication System: UID 0, CW (0); Frequency: 1900 MHz;Duty Cycle: 1:1
Medium parameters used: f = 1900 MHz; $\sigma$ = 1.383 S/m; $\varepsilon_r$ = 40.283; $\rho$ = 1000 kg/m$^3$
Phantom section: Flat Section

DASY5 Configuration:

- Probe: ES3DV3 - SN3076; ConvF(5.05, 5.05, 5.05) @ 1900 MHz; Calibrated: 2023-07-18
- Sensor-Surface: 3mm (Mechanical Surface Detection)
- Electronics: DAE4 Sn869; Calibrated: 2023-03-23
- Phantom: SAM_Right_20170913; Type: QD000P40CC; Serial: 1070
- Measurement SW: DASY52, Version 52.10 (3); SEMCAD X Version 14.6.13 (7474)

**Dipole/1900MHz Head Verification/Area Scan (7x7x1):** Measurement grid: dx=15mm, dy=15mm
Maximum value of SAR (measured) = 2.54 W/kg

**Dipole/1900MHz Head Verification/Zoom Scan (5x5x7)/Cube 0:** Measurement grid: dx=8mm, dy=8mm, dz=5mm
Reference Value = 44.27 V/m; Power Drift = -0.13 dB
Peak SAR (extrapolated) = 3.72 W/kg
**SAR(1 g) = 2.05 W/kg; SAR(10 g) = 1.08 W/kg**
Maximum value of SAR (measured) = 2.58 W/kg

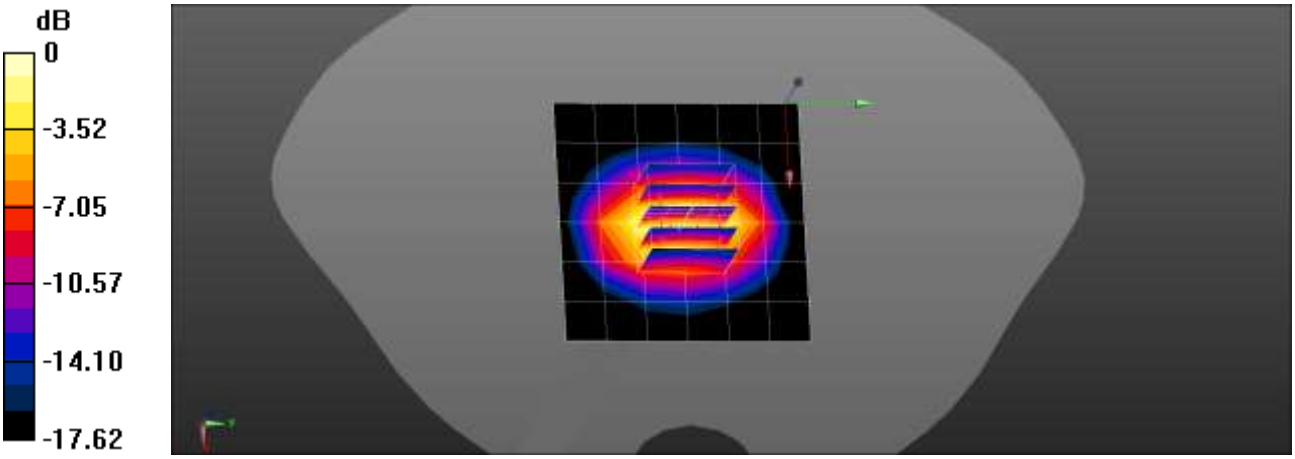


0 dB = 2.58 W/kg = 4.12 dBW/kg

## ■ Verification Data (1 900 ㎒ Head)

| | |
|---|---|
| Test Laboratory: | HCT CO., LTD |
| Input Power | 0.05 W |
| Liquid Temp: | 20.7 ℃ |
| Test Date: | 09/06/2023 |
| Band: | UMTS Band 2 - MAIN1(Ant A) |

**DUT: Dipole 1900 MHz D1900V2; Type: D1900V2; Serial: D1900V2 - SN:5d061**

Communication System: UID 0, CW (0); Frequency: 1900 MHz;Duty Cycle: 1:1
Medium parameters used: f = 1900 MHz; σ = 1.383 S/m; $\varepsilon_r$ = 39.176; ρ = 1000 kg/m$^3$
Phantom section: Flat Section

DASY5 Configuration:

- Probe: ES3DV3 - SN3076; ConvF(5.05, 5.05, 5.05) @ 1900 MHz; Calibrated: 2023-07-18
- Sensor-Surface: 3mm (Mechanical Surface Detection)
- Electronics: DAE4 Sn869; Calibrated: 2023-03-23
- Phantom: SAM_Right_20170913; Type: QD000P40CC; Serial: 1070
- Measurement SW: DASY52, Version 52.10 (3); SEMCAD X Version 14.6.13 (7474)

**Dipole/1900MHz Head Verification/Area Scan (7x7x1):** Measurement grid: dx=15mm, dy=15mm
Maximum value of SAR (measured) = 2.55 W/kg

**Dipole/1900MHz Head Verification/Zoom Scan (5x5x7)/Cube 0:** Measurement grid: dx=8mm, dy=8mm, dz=5mm
Reference Value = 44.16 V/m; Power Drift = -0.09 dB
Peak SAR (extrapolated) = 3.71 W/kg
**SAR(1 g) = 2.05 W/kg; SAR(10 g) = 1.08 W/kg**
Maximum value of SAR (measured) = 2.57 W/kg




0 dB = 2.57 W/kg = 4.10 dBW/kg

## ■ Verification Data (1 900 ㎒ Head)

| | |
|---|---|
| Test Laboratory: | HCT CO., LTD |
| Input Power | 0.05 W |
| Liquid Temp: | 21.0 ℃ |
| Test Date: | 09/08/2023 |
| Band: | LTE FDD Band 2 - SUB2(Ant F) |

**DUT: D1900V2 - SN5d032; Type: D1900V2; Serial: SN:5d061**

Communication System: UID 0, CW (0); Frequency: 1900 MHz;Duty Cycle: 1:1
Medium parameters used: f = 1900 MHz; σ = 1.383 S/m; $\varepsilon_r$ = 39.176; ρ = 1000 kg/m$^3$
Phantom section: Flat Section

DASY5 Configuration:

- Probe: EX3DV4 - SN7732; ConvF(8.62, 8.62, 8.62) @ 1900 MHz; Calibrated: 2023-06-20
- Sensor-Surface: 1.4mm (Mechanical Surface Detection)
- Electronics: DAE4 Sn1687; Calibrated: 2023-07-18
- Phantom: SAM with CRP v5.0(Front); Type: QD000P40CD; Serial: TP:xxxx
- Measurement SW: DASY52, Version 52.10 (4); SEMCAD X Version 14.6.14 (7483)

**Dipole/1900MHz Head Verification/Area Scan (7x8x1):** Measurement grid: dx=15mm, dy=15mm
Maximum value of SAR (measured) = 2.78 W/kg

**Dipole/1900MHz Head Verification/Zoom Scan (5x5x7)/Cube 0:** Measurement grid: dx=8mm, dy=8mm, dz=5mm
Reference Value = 47.36 V/m; Power Drift = 0.08 dB
Peak SAR (extrapolated) = 3.76 W/kg
**SAR(1 g) = 1.95 W/kg; SAR(10 g) = 1.01 W/kg**
Maximum value of SAR (measured) = 3.10 W/kg

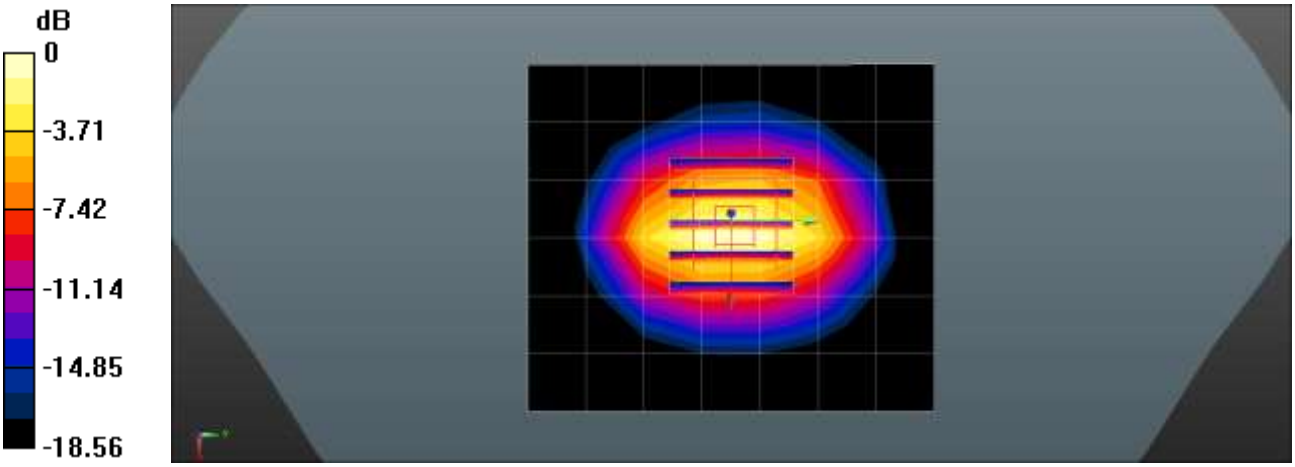


0 dB = 3.10 W/kg = 4.91 dBW/kg

## ■ Verification Data (1 900 MHz Head)

| | |
|---|---|
| Test Laboratory: | HCT CO., LTD |
| Input Power | 0.05 W |
| Liquid Temp: | 20.1 ℃ |
| Test Date: | 09/04/2023 |
| Band: | LTE FDD Band 25 Head - MAIN1(Ant A) |

**DUT: D1900V2 - SN5d032; Type: D1900V2; Serial: SN:5d061**

Communication System: UID 0, CW (0); Frequency: 1900 MHz;Duty Cycle: 1:1
Medium parameters used: f = 1900 MHz; $\sigma$ = 1.383 S/m; $\varepsilon_r$ = 39.78; $\rho$ = 1000 kg/m$^3$
Phantom section: Flat Section

DASY5 Configuration:

- Probe: EX3DV4 - SN7732; ConvF(8.62, 8.62, 8.62) @ 1900 MHz; Calibrated: 2023-06-20
- Sensor-Surface: 1.4mm (Mechanical Surface Detection)
- Electronics: DAE4 Sn1687; Calibrated: 2023-07-18
- Phantom: SAM with CRP v5.0(Front); Type: QD000P40CD; Serial: TP:xxxx
- Measurement SW: DASY52, Version 52.10 (4); SEMCAD X Version 14.6.14 (7483)

**Dipole/1900MHz Head Verification/Area Scan (7x8x1):** Measurement grid: dx=15mm, dy=15mm
Maximum value of SAR (measured) = 2.77 W/kg

**Dipole/1900MHz Head Verification/Zoom Scan (5x5x7)/Cube 0:** Measurement grid: dx=8mm, dy=8mm, dz=5mm
Reference Value = 47.57 V/m; Power Drift = 0.08 dB
Peak SAR (extrapolated) = 3.77 W/kg
**SAR(1 g) = 1.96 W/kg; SAR(10 g) = 1.01 W/kg**
Maximum value of SAR (measured) = 3.11 W/kg

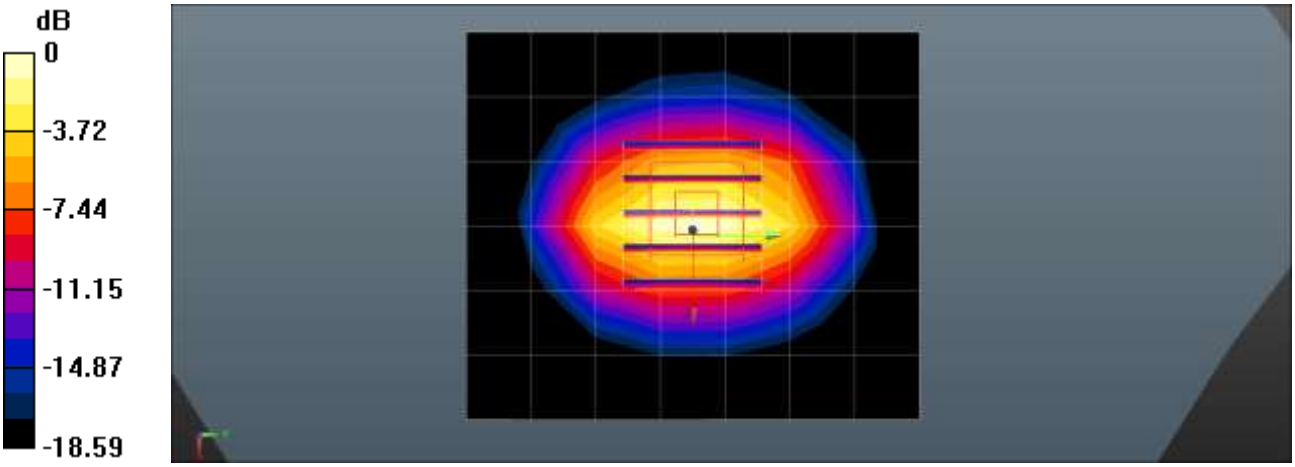


0 dB = 3.11 W/kg = 4.93 dBW/kg

## ■ Verification Data (1 900 ㎒ Head)

| | |
|---|---|
| Test Laboratory: | HCT CO., LTD |
| Input Power | 0.05 W |
| Liquid Temp: | 22.6℃ |
| Test Date: | 10/13/2023 |
| Band: | LTE FDD Band 25 Body - MAIN1(Ant A) |

**DUT: Dipole 1900 MHz D1900V2; Type: D1900V2; Serial: D1900V2 - SN:5d061**

Communication System: UID 0, CW (0); Frequency: 1900 MHz;Duty Cycle: 1:1
Medium parameters used: f = 1900 MHz; σ = 1.392 S/m; $\varepsilon_r$ = 40.83; ρ = 1000 kg/m$^3$
Phantom section: Flat Section

DASY5 Configuration:

- Probe: EX3DV4 - SN7309; ConvF(8.19, 7.47, 8.43) @ 1900 MHz; Calibrated: 2023-06-19
- Sensor-Surface: 1.4mm (Mechanical Surface Detection)
- Electronics: DAE4 Sn1464; Calibrated: 2023-06-16
- Phantom: SAM_Right_20170913; Type: QD000P40CC; Serial: 1070
- Measurement SW: DASY52, Version 52.10 (3); SEMCAD X Version 14.6.13 (7474)

**Dipole/1900MHz Head Verification/Area Scan (7x7x1):** Measurement grid: dx=15mm, dy=15mm
Maximum value of SAR (measured) = 3.10 W/kg

**Dipole/1900MHz Head Verification/Zoom Scan (5x5x7)/Cube 0:** Measurement grid: dx=8mm, dy=8mm, dz=5mm
Reference Value = 49.20 V/m; Power Drift = -0.08 dB
Peak SAR (extrapolated) = 3.78 W/kg
**SAR(1 g) = 2.04 W/kg; SAR(10 g) = 1.07 W/kg**
Maximum value of SAR (measured) = 3.17 W/kg

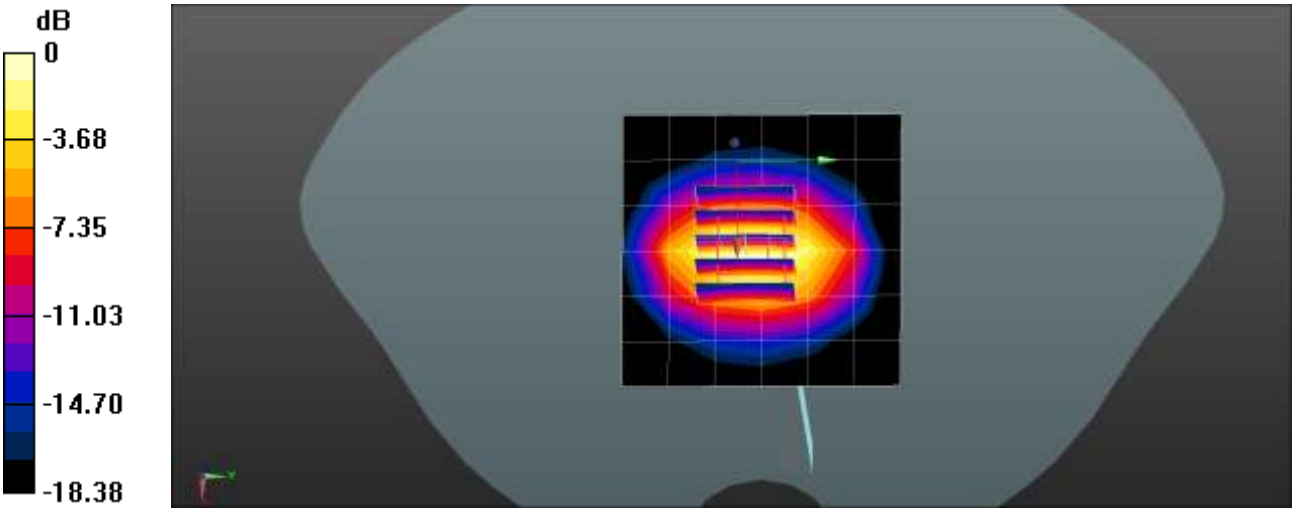


0 dB = 3.17 W/kg = 5.01 dBW/kg

## ■ Verification Data (2 450 ㎒ Head)

| | |
|---|---|
| Test Laboratory: | HCT CO., LTD |
| Input Power | 0.05 W |
| Liquid Temp: | 20.7 ℃ |
| Test Date: | 09/12/2023 |
| Band: | 2.4 ㎓ WLAN - Ant 1 |

**DUT: Dipole 2450 MHz D2450V2; Type: D2450V2; Serial: D2450V2 - SN:1049**

Communication System: UID 0, CW (0); Frequency: 2450 MHz;Duty Cycle: 1:1
Medium parameters used: f = 2450 MHz; $\sigma$ = 1.86 S/m; $\varepsilon_r$ = 38.097; $\rho$ = 1000 kg/m$^3$
Phantom section: Flat Section

DASY5 Configuration:

- Probe: EX3DV4 - SN7654; ConvF(7.94, 7.91, 8.56) @ 2450 MHz; Calibrated: 2023-05-24
- Sensor-Surface: 1.4mm (Mechanical Surface Detection)
- Electronics: DAE4 Sn1686; Calibrated: 2023-05-23
- Phantom: SAM with CRP v5.0(Front); Type: QD000P40CD; Serial: TP:xxxx
- Measurement SW: DASY52, Version 52.10 (4); SEMCAD X Version 14.6.14 (7501)

**Dipole/2450MHz Head Verification/Area Scan (7x9x1):** Measurement grid: dx=12mm, dy=12mm
Maximum value of SAR (measured) = 4.04 W/kg

**Dipole/2450MHz Head Verification/Zoom Scan (7x7x7)/Cube 0:** Measurement grid: dx=5mm, dy=5mm, dz=5mm
Reference Value = 48.73 V/m; Power Drift = 0.19 dB
Peak SAR (extrapolated) = 5.29 W/kg
**SAR(1 g) = 2.56 W/kg; SAR(10 g) = 1.18 W/kg**
Maximum value of SAR (measured) = 4.27 W/kg

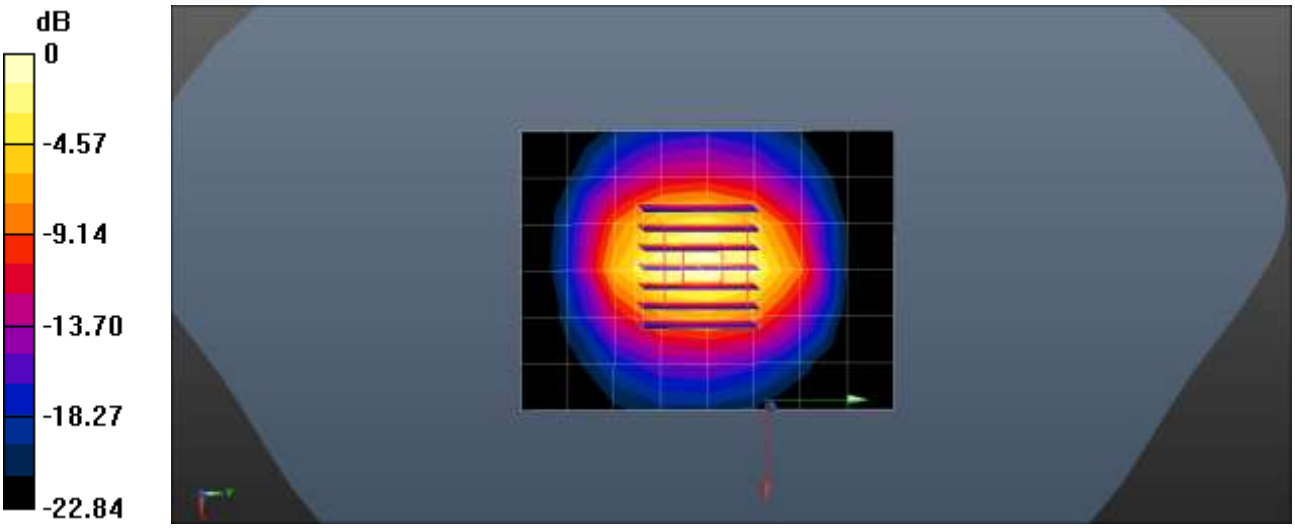


0 dB = 4.27 W/kg = 6.30 dBW/kg

## ■ Verification Data (2 450 ㎒ Head)

| | |
|---|---|
| Test Laboratory: | HCT CO., LTD |
| Input Power | 0.05 W |
| Liquid Temp: | 21.7 ℃ |
| Test Date: | 09/11/2023 |
| Band: | 2.4 ㎓ WLAN – Ant 2, MIMO |

**DUT: Dipole 2450 MHz D2450V2; Type: D2450V2; Serial: D2450V2 - SN:1049**

Communication System: UID 0, CW (0); Frequency: 2450 MHz;Duty Cycle: 1:1
Medium parameters used: f = 2450 MHz; $\sigma$ = 1.84 S/m; $\varepsilon_r$ = 38.639; $\rho$ = 1000 kg/m$^3$
Phantom section: Flat Section

DASY5 Configuration:

- Probe: EX3DV4 - SN7654; ConvF(7.94, 7.91, 8.56) @ 2450 MHz; Calibrated: 2023-05-24
- Sensor-Surface: 1.4mm (Mechanical Surface Detection)
- Electronics: DAE4 Sn1686; Calibrated: 2023-05-23
- Phantom: SAM with CRP v5.0(Front); Type: QD000P40CD; Serial: TP:xxxx
- Measurement SW: DASY52, Version 52.10 (4); SEMCAD X Version 14.6.14 (7501)

**Dipole/2450MHz Head Verification/Area Scan (7x9x1):** Measurement grid: dx=12mm, dy=12mm
Maximum value of SAR (measured) = 3.64 W/kg

**Dipole/2450MHz Head Verification/Zoom Scan (7x7x7)/Cube 0:** Measurement grid: dx=5mm, dy=5mm, dz=5mm
Reference Value = 46.96 V/m; Power Drift = 0.06 dB
Peak SAR (extrapolated) = 5.17 W/kg
**SAR(1 g) = 2.53 W/kg; SAR(10 g) = 1.18 W/kg**
Maximum value of SAR (measured) = 4.18 W/kg

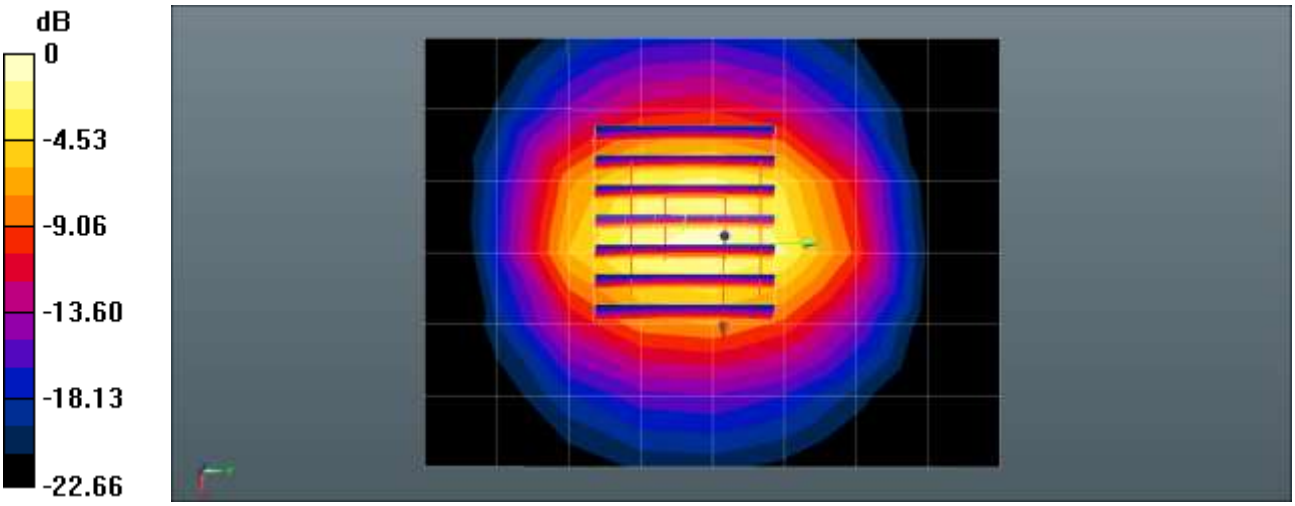


0 dB = 4.18 W/kg = 6.21 dBW/kg

## ■ Verification Data (2 450 MHz Head)

| | |
|---|---|
| Test Laboratory: | HCT CO., LTD |
| Input Power | 0.05 W |
| Liquid Temp: | 20.7 ℃ |
| Test Date: | 09/07/2023 |
| Band: | Bluetooth Legacy |

**DUT: Dipole 2450 MHz D2450V2; Type: D2450V2; Serial: D2450V2 - SN:1049**

Communication System: UID 0, CW (0); Frequency: 2450 MHz;Duty Cycle: 1:1
Medium parameters used: f = 2450 MHz; $\sigma$ = 1.852 S/m; $\varepsilon_r$ = 38.66; $\rho$ = 1000 kg/m$^3$
Phantom section: Flat Section

DASY5 Configuration:

- Probe: EX3DV4 - SN7654; ConvF(7.94, 7.91, 8.56) @ 2450 MHz; Calibrated: 2023-05-24
- Sensor-Surface: 1.4mm (Mechanical Surface Detection)
- Electronics: DAE4 Sn1686; Calibrated: 2023-05-23
- Phantom: SAM with CRP v5.0(Front); Type: QD000P40CD; Serial: TP:xxxx
- Measurement SW: DASY52, Version 52.10 (4); SEMCAD X Version 14.6.14 (7501)

**Dipole/2450MHz Head Verification/Area Scan (7x9x1):** Measurement grid: dx=12mm, dy=12mm
Maximum value of SAR (measured) = 3.67 W/kg

**Dipole/2450MHz Head Verification/Zoom Scan (7x7x7)/Cube 0:** Measurement grid: dx=5mm, dy=5mm, dz=5mm
Reference Value = 46.55 V/m; Power Drift = 0.15 dB
Peak SAR (extrapolated) = 5.20 W/kg
**SAR(1 g) = 2.56 W/kg; SAR(10 g) = 1.2 W/kg**
Maximum value of SAR (measured) = 4.20 W/kg

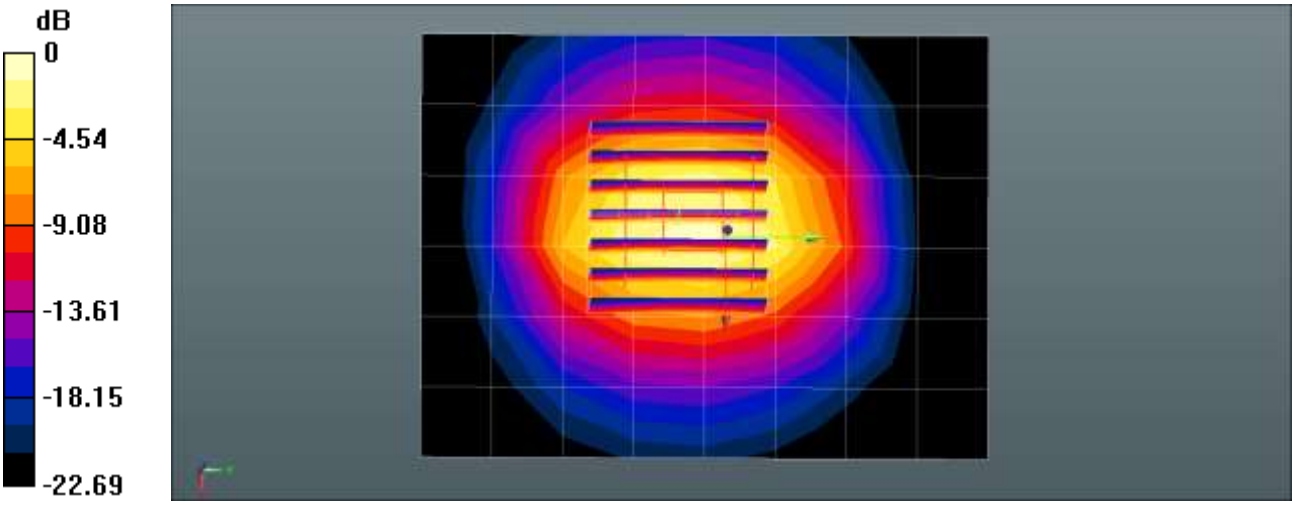


0 dB = 4.20 W/kg = 6.23 dBW/kg

## ■ Verification Data (2 450 MHz Head)

| | |
|---|---|
| Test Laboratory: | HCT CO., LTD |
| Input Power | 0.05 W |
| Liquid Temp: | 21.3 ℃ |
| Test Date: | 09/05/2023 |
| Band: | Bluetooth Dual |

**DUT: Dipole 2450 MHz D2450V2; Type: D2450V2; Serial: D2450V2 - SN:1049**

Communication System: UID 0, CW (0); Frequency: 2450 MHz;Duty Cycle: 1:1
Medium parameters used: f = 2450 MHz; $\sigma$ = 1.78 S/m; $\varepsilon_r$ = 39.008; $\rho$ = 1000 kg/m$^3$
Phantom section: Flat Section

DASY5 Configuration:

- Probe: EX3DV4 - SN7654; ConvF(7.94, 7.91, 8.56) @ 2450 MHz; Calibrated: 2023-05-24
- Sensor-Surface: 1.4mm (Mechanical Surface Detection)
- Electronics: DAE4 Sn1686; Calibrated: 2023-05-23
- Phantom: SAM with CRP v5.0(Front); Type: QD000P40CD; Serial: TP:xxxx
- Measurement SW: DASY52, Version 52.10 (4); SEMCAD X Version 14.6.14 (7501)

**Dipole/2450MHz Head Verification/Area Scan (7x9x1):** Measurement grid: dx=12mm, dy=12mm
Maximum value of SAR (measured) = 3.52 W/kg

**Dipole/2450MHz Head Verification/Zoom Scan (7x7x7)/Cube 0:** Measurement grid: dx=5mm, dy=5mm, dz=5mm
Reference Value = 46.66 V/m; Power Drift = 0.05 dB
Peak SAR (extrapolated) = 5.00 W/kg
**SAR(1 g) = 2.45 W/kg; SAR(10 g) = 1.14 W/kg**
Maximum value of SAR (measured) = 4.04 W/kg

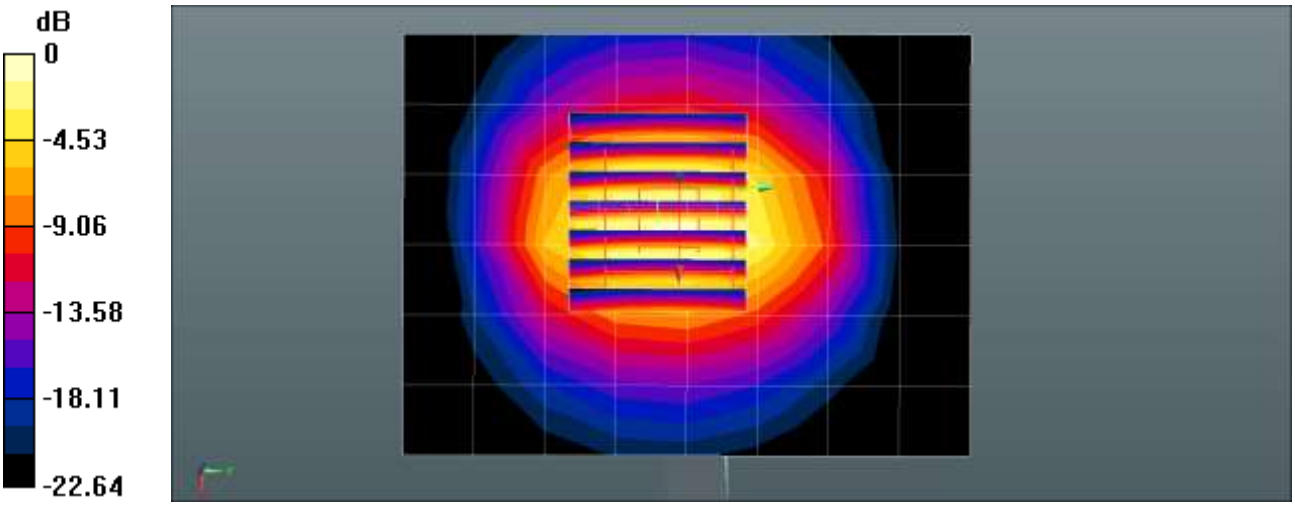


0 dB = 4.04 W/kg = 6.06 dBW/kg

## ■ Verification Data (2 600 ㎒ Head)

| | |
|---|---|
| Test Laboratory: | HCT CO., LTD |
| Input Power | 0.05 W |
| Liquid Temp: | 20.0 ℃ |
| Test Date: | 09/06/2023 |
| Band: | LTE TDD Band 41 - MAIN2(Ant B) |

**DUT: D2600V2 - SN1015; Type: D2600V2; Serial: SN1106**

Communication System: UID 0, CW (0); Frequency: 2600 MHz;Duty Cycle: 1:1
Medium parameters used: f = 2600 MHz; $\sigma$ = 2.032 S/m; $\varepsilon_r$ = 39.767; $\rho$ = 1000 kg/m$^3$
Phantom section: Flat Section

DASY5 Configuration:

- Probe: EX3DV4 - SN7732; ConvF(8.11, 8.11, 8.11) @ 2600 MHz; Calibrated: 2023-06-20
- Sensor-Surface: 1.4mm (Mechanical Surface Detection)
- Electronics: DAE4 Sn1687; Calibrated: 2023-07-18
- Phantom: SAM with CRP v5.0(Front); Type: QD000P40CD; Serial: TP:xxxx
- Measurement SW: DASY52, Version 52.10 (4); SEMCAD X Version 14.6.14 (7483)

**Dipole/2600MHz Head Verification/Area Scan (7x7x1):** Measurement grid: dx=12mm, dy=12mm
Maximum value of SAR (measured) = 4.66 W/kg

**Dipole/2600MHz Head Verification/Zoom Scan (7x7x7)/Cube 0:** Measurement grid: dx=5mm, dy=5mm, dz=5mm
Reference Value = 48.89 V/m; Power Drift = 0.01 dB
Peak SAR (extrapolated) = 5.98 W/kg
**SAR(1 g) = 2.79 W/kg; SAR(10 g) = 1.29 W/kg**
Maximum value of SAR (measured) = 4.73 W/kg

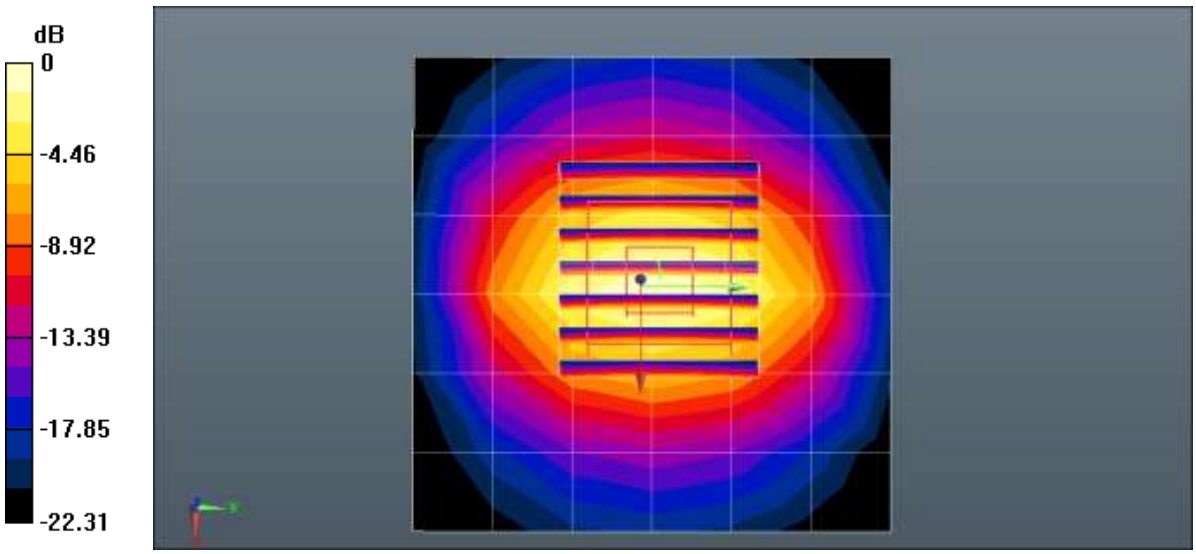


0 dB = 4.73 W/kg = 6.75 dBW/kg

## ■ Verification Data (5 250 MHz Head)

| | |
|---|---|
| Test Laboratory: | HCT CO., LTD |
| Input Power | 0.05 W |
| Liquid Temp: | 21.4 ℃ |
| Test Date: | 09/18/2023 |
| Band: | 5 GHz WLAN SISO |

**DUT: Dipole D5GHzV2; Type: D5GHzV2; Serial: D5GHzV2 - SN:1317**

Communication System: UID 0, CW (0); Frequency: 5250 MHz;Duty Cycle: 1:1
Medium parameters used: f = 5250 MHz; σ = 4.739 S/m; $\varepsilon_r$ = 36.495; ρ = 1000 kg/m$^3$
Phantom section: Flat Section

DASY5 Configuration:

- Probe: EX3DV4 - SN7702; ConvF(5.59, 5.59, 5.59) @ 5250 MHz; Calibrated: 2023-01-26
- Sensor-Surface: 1.4mm (Mechanical Surface Detection)
- Electronics: DAE4 Sn652; Calibrated: 2023-01-20
- Phantom: Twin-SAM V4.0 (20deg probe tilt)_Left-Right; Type: QD 000 P40 CC; Serial: xxxx
- Measurement SW: DASY52, Version 52.10 (4); SEMCAD X Version 14.6.14 (7483)

**Dipole/5250MHz Head Verification/Area Scan (7x7x1):** Measurement grid: dx=10mm, dy=10mm
Maximum value of SAR (measured) = 9.19 W/kg

**Dipole/5250MHz Head Verification/Zoom Scan (7x7x7)/Cube 0:** Measurement grid: dx=4mm, dy=4mm, dz=1.4mm
Reference Value = 48.85 V/m; Power Drift = 0.09 dB
Peak SAR (extrapolated) = 15.1 W/kg
**SAR(1 g) = 3.81 W/kg; SAR(10 g) = 1.09 W/kg**
Maximum value of SAR (measured) = 9.47 W/kg

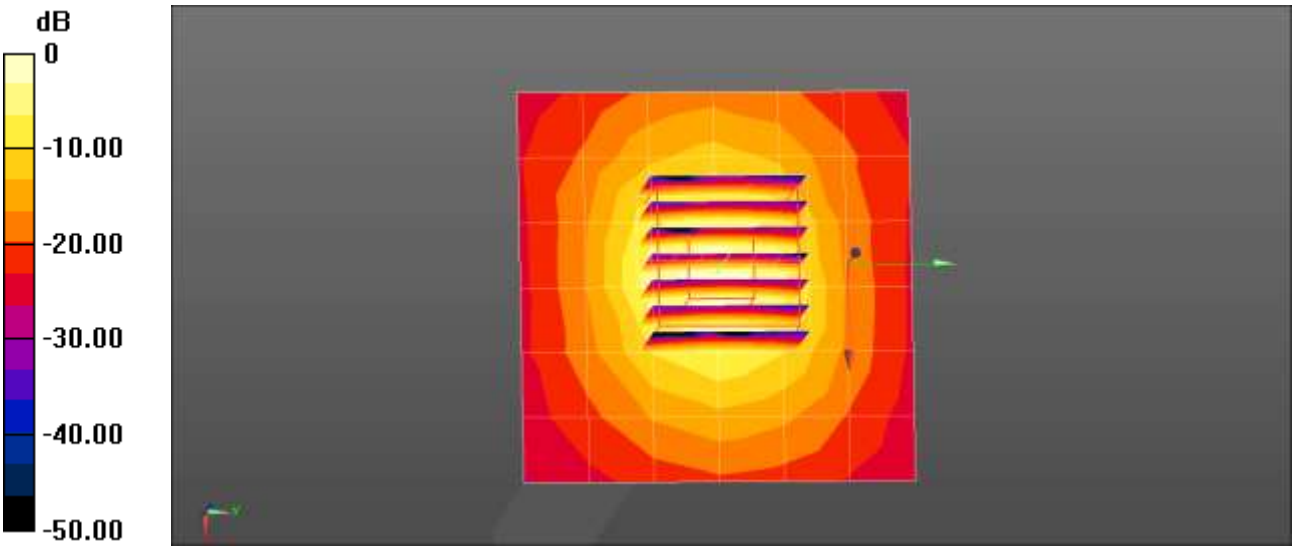


0 dB = 9.47 W/kg = 9.76 dBW/kg

## ■ Verification Data (5 600 ㎒ Head)

| | |
|---|---|
| Test Laboratory: | HCT CO., LTD |
| Input Power | 0.05 W |
| Liquid Temp: | 21.3 ℃ |
| Test Date: | 09/19/2023 |
| Band: | 5 ㎓ WLAN SISO |

**DUT: Dipole D5GHzV2; Type: D5GHzV2; Serial: D5GHzV2 - SN:1317**

Communication System: UID 0, CW (0); Frequency: 5600 MHz;Duty Cycle: 1:1
Medium parameters used: f = 5600 MHz; σ = 5.044 S/m; $\varepsilon_r$ = 35.901; ρ = 1000 kg/m$^3$
Phantom section: Flat Section

DASY5 Configuration:

- Probe: EX3DV4 - SN7702; ConvF(4.84, 4.84, 4.84) @ 5600 MHz; Calibrated: 2023-01-26
- Sensor-Surface: 1.4mm (Mechanical Surface Detection)
- Electronics: DAE4 Sn652; Calibrated: 2023-01-20
- Phantom: Twin-SAM V4.0 (20deg probe tilt)_Left-Right; Type: QD 000 P40 CC; Serial: xxxx
- Measurement SW: DASY52, Version 52.10 (4); SEMCAD X Version 14.6.14 (7483)

**Dipole/5600MHz Head Verification/Area Scan (7x7x1):** Measurement grid: dx=10mm, dy=10mm
Maximum value of SAR (measured) = 9.71 W/kg

**Dipole/5600MHz Head Verification/Zoom Scan (7x7x7)/Cube 0:** Measurement grid: dx=4mm, dy=4mm, dz=1.4mm
Reference Value = 48.52 V/m; Power Drift = 0.08 dB
Peak SAR (extrapolated) = 17.2 W/kg
**SAR(1 g) = 3.9 W/kg; SAR(10 g) = 1.1 W/kg**
Maximum value of SAR (measured) = 10.0 W/kg

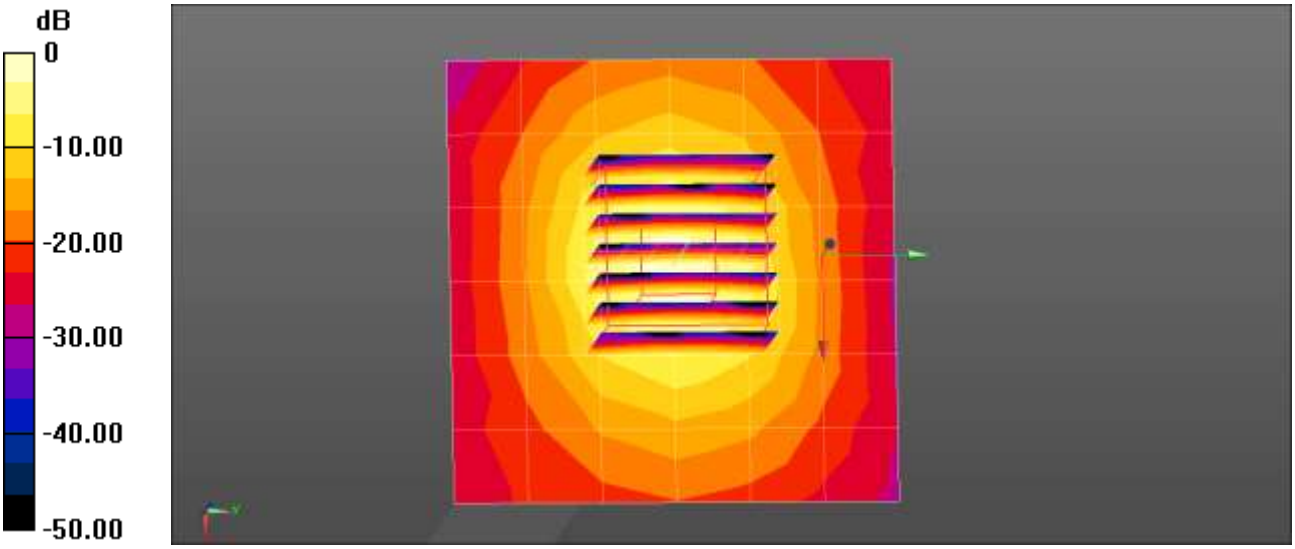


0 dB = 10.0 W/kg = 10.00 dBW/kg

## ■ Verification Data (5 750 ㎒ Head)

| | |
|---|---|
| Test Laboratory: | HCT CO., LTD |
| Input Power | 0.05 W |
| Liquid Temp: | 21.4 ℃ |
| Test Date: | 09/18/2023 |
| Band: | 5 ㎓ WLAN SISO |

**DUT: D5GHzV2 - SN1253; Type: D5GHzV2; Serial: SN:1317**

Communication System: UID 0, CW (0); Frequency: 5750 MHz;Duty Cycle: 1:1
Medium parameters used: f = 5750 MHz; σ = 5.423 S/m; $\varepsilon_r$ = 34.949; ρ = 1000 kg/m$^3$
Phantom section: Flat Section

DASY5 Configuration:

- Probe: EX3DV4 - SN3797; ConvF(4.53, 4.29, 4.52) @ 5750 MHz; Calibrated: 2023-01-24
- Sensor-Surface: 1.4mm (Mechanical Surface Detection)
- Electronics: DAE4 Sn504; Calibrated: 2023-01-10
- Phantom: Twin-SAM V8.0 (20deg probe tilt); Type: QD 000 P41 Ax; Serial: xxxx
- Measurement SW: DASY52, Version 52.10 (3); SEMCAD X Version 14.6.13 (7474)

**Dipole/5750MHz Head Verification/Area Scan (8x8x1):** Measurement grid: dx=10mm, dy=10mm
Maximum value of SAR (measured) = 9.12 W/kg

**Dipole/5750MHz Head Verification/Zoom Scan (7x7x7)/Cube 0:** Measurement grid: dx=4mm, dy=4mm, dz=1.4mm
Reference Value = 42.77 V/m; Power Drift = 0.15 dB
Peak SAR (extrapolated) = 18.1 W/kg
**SAR(1 g) = 3.87 W/kg; SAR(10 g) = 1.1 W/kg**
Maximum value of SAR (measured) = 10.1 W/kg

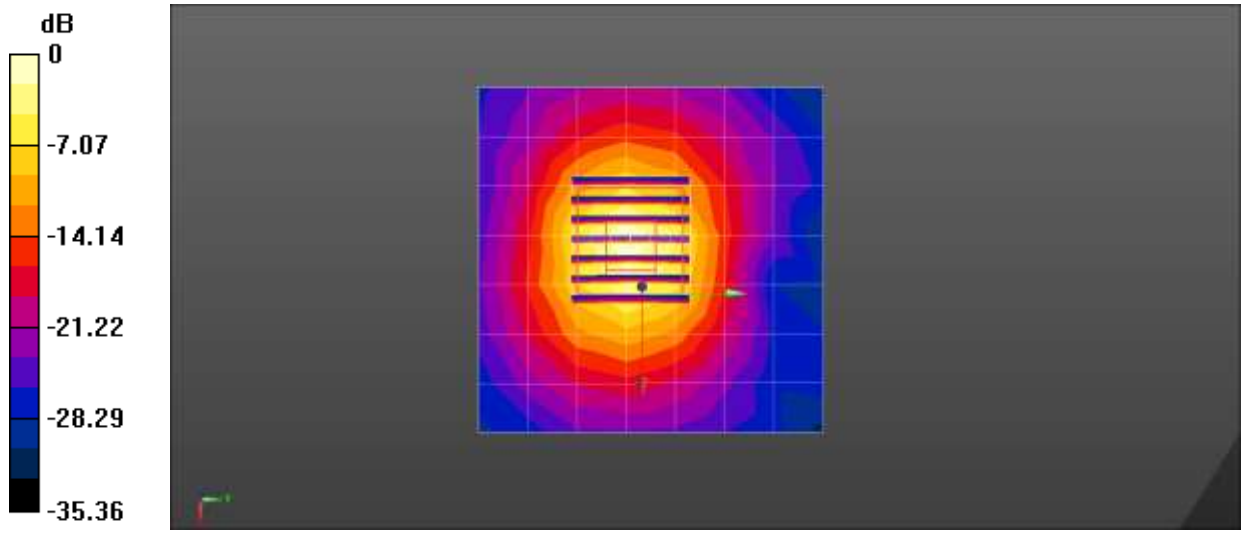


0 dB = 10.1 W/kg = 10.04 dBW/kg

## ■ Verification Data (5 800 ㎒ Head)

| | |
|---|---|
| Test Laboratory: | HCT CO., LTD |
| Input Power | 0.05 W |
| Liquid Temp: | 21.0 ℃ |
| Test Date: | 09/19/2023 |
| Band: | 5 ㎓ WLAN SISO |

**DUT: D5GHzV2 - SN1253; Type: D5GHzV2; Serial: SN:1317**

Communication System: UID 0, CW (0); Frequency: 5800 MHz;Duty Cycle: 1:1
Medium parameters used: f = 5800 MHz; σ = 5.307 S/m; $\varepsilon_r$ = 35.116; ρ = 1000 kg/m$^3$
Phantom section: Flat Section

DASY5 Configuration:

- Probe: EX3DV4 - SN3797; ConvF(4.52, 4.22, 4.46) @ 5800 MHz; Calibrated: 2023-01-24
- Sensor-Surface: 1.4mm (Mechanical Surface Detection)
- Electronics: DAE4 Sn504; Calibrated: 2023-01-10
- Phantom: Twin-SAM V8.0 (20deg probe tilt); Type: QD 000 P41 Ax; Serial: xxxx
- Measurement SW: DASY52, Version 52.10 (3); SEMCAD X Version 14.6.13 (7474)

**Dipole/5800MHz Head Verification/Area Scan (8x8x1):** Measurement grid: dx=10mm, dy=10mm
Maximum value of SAR (measured) = 9.89 W/kg

**Dipole/5800MHz Head Verification/Zoom Scan (7x7x7)/Cube 0:** Measurement grid: dx=4mm, dy=4mm, dz=1.4mm
Reference Value = 31.59 V/m; Power Drift = 0.10 dB
Peak SAR (extrapolated) = 17.7 W/kg
**SAR(1 g) = 3.88 W/kg; SAR(10 g) = 1.09 W/kg**
Maximum value of SAR (measured) = 10.3 W/kg

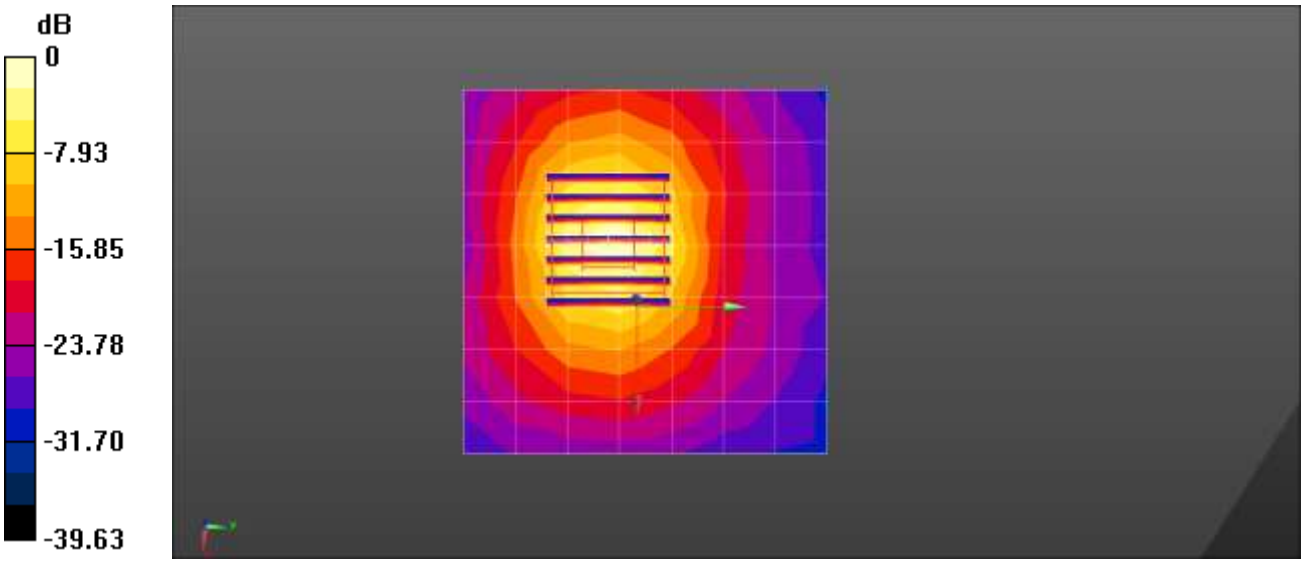


0 dB = 10.3 W/kg = 10.13 dBW/kg

## ■ Verification Data (5 250 MHz Head)

| | |
|---|---|
| Test Laboratory: | HCT CO., LTD |
| Input Power | 0.05 W |
| Liquid Temp: | 22.2 ℃ |
| Test Date: | 09/05/2023 |
| Band: | 5 GHz WLAN MIMO |

**DUT: D5GHzV2 - SN1253; Type: D5GHzV2; Serial: SN:1317**

Communication System: UID 0, CW (0); Frequency: 5250 MHz;Duty Cycle: 1:1
Medium parameters used: f = 5250 MHz; σ = 4.631 S/m; $\varepsilon_r$ = 36.773; ρ = 1000 kg/m$^3$
Phantom section: Flat Section

DASY5 Configuration:

- Probe: EX3DV4 - SN3797; ConvF(5.08, 4.78, 5.04) @ 5250 MHz; Calibrated: 2023-01-24
- Sensor-Surface: 1.4mm (Mechanical Surface Detection)
- Electronics: DAE4 Sn504; Calibrated: 2023-01-10
- Phantom: Twin-SAM V8.0 (20deg probe tilt); Type: QD 000 P41 Ax; Serial: xxxx
- Measurement SW: DASY52, Version 52.10 (3); SEMCAD X Version 14.6.13 (7474)

**Dipole/5250MHz Head Verification/Area Scan (8x8x1):** Measurement grid: dx=10mm, dy=10mm
Maximum value of SAR (measured) = 8.13 W/kg

**Dipole/5250MHz Head Verification/Zoom Scan (7x7x7)/Cube 0:** Measurement grid: dx=4mm, dy=4mm, dz=1.4mm
Reference Value = 47.52 V/m; Power Drift = 0.02 dB
Peak SAR (extrapolated) = 18.4 W/kg
**SAR(1 g) = 4.03 W/kg; SAR(10 g) = 1.15 W/kg**
Maximum value of SAR (measured) = 10.3 W/kg

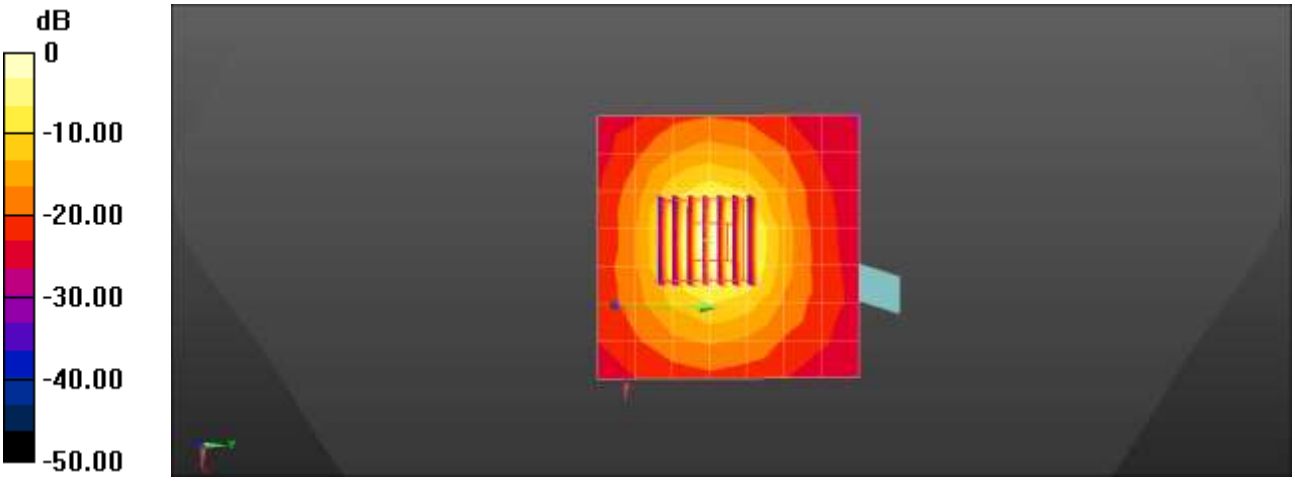


0 dB = 10.3 W/kg = 10.13 dBW/kg

## ■ Verification Data (5 600 MHz Head)

| | |
|---|---|
| Test Laboratory: | HCT CO., LTD |
| Input Power | 0.05 W |
| Liquid Temp: | 22.2 ℃ |
| Test Date: | 09/05/2023 |
| Band: | 5 GHz WLAN MIMO |

**DUT: D5GHzV2 - SN1253; Type: D5GHzV2; Serial: SN:1317**

Communication System: UID 0, CW (0); Frequency: 5600 MHz;Duty Cycle: 1:1
Medium parameters used: f = 5600 MHz; $\sigma$ = 4.931 S/m; $\varepsilon_r$ = 36.491; $\rho$ = 1000 kg/m$^3$
Phantom section: Flat Section

DASY5 Configuration:

- Probe: EX3DV4 - SN3797; ConvF(4.37, 4.3, 4.48) @ 5600 MHz; Calibrated: 2023-01-24
- Sensor-Surface: 1.4mm (Mechanical Surface Detection)
- Electronics: DAE4 Sn504; Calibrated: 2023-01-10
- Phantom: Twin-SAM V8.0 (20deg probe tilt); Type: QD 000 P41 Ax; Serial: xxxx
- Measurement SW: DASY52, Version 52.10 (3); SEMCAD X Version 14.6.13 (7474)

**Dipole/5600MHz Head Verification/Area Scan (8x8x1):** Measurement grid: dx=10mm, dy=10mm
Maximum value of SAR (measured) = 8.35 W/kg

**Dipole/5600MHz Head Verification/Zoom Scan (7x7x7)/Cube 0:** Measurement grid: dx=4mm, dy=4mm, dz=1.4mm
Reference Value = 47.48 V/m; Power Drift = 0.07 dB
Peak SAR (extrapolated) = 19.7 W/kg
**SAR(1 g) = 4.08 W/kg; SAR(10 g) = 1.16 W/kg**
Maximum value of SAR (measured) = 10.7 W/kg

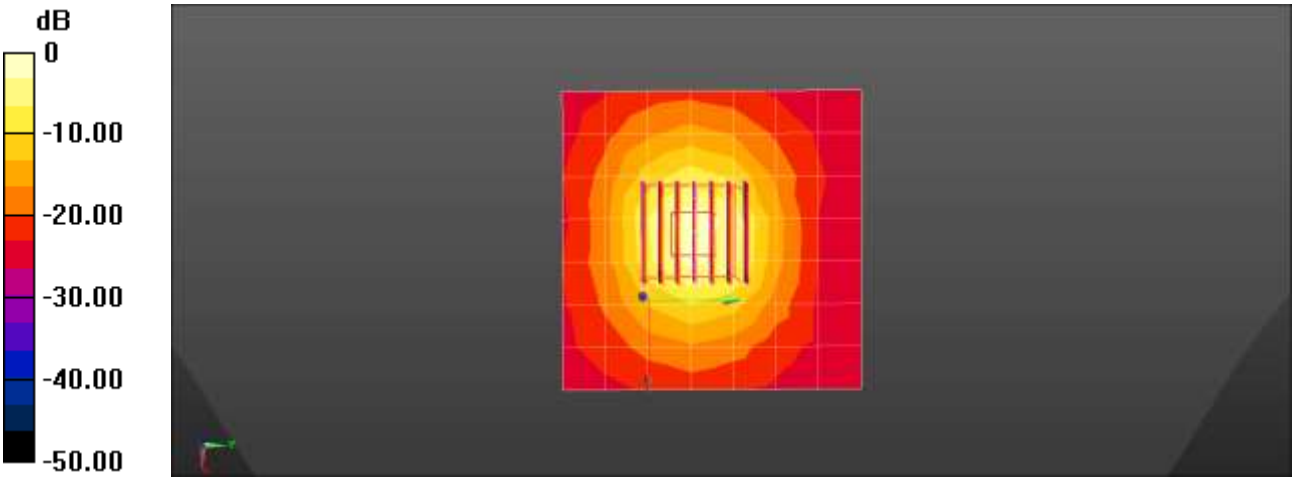


0 dB = 10.7 W/kg = 10.29 dBW/kg

## ■ Verification Data (5 750 MHz Head)

| | |
|---|---|
| Test Laboratory: | HCT CO., LTD |
| Input Power | 0.05 W |
| Liquid Temp: | 21.8 ℃ |
| Test Date: | 09/06/2023 |
| Band: | 5 GHz WLAN MIMO |

**DUT: D5GHzV2 - SN1253; Type: D5GHzV2; Serial: SN:1317**

Communication System: UID 0, CW (0); Frequency: 5750 MHz;Duty Cycle: 1:1
Medium parameters used: f = 5750 MHz; $\sigma$ = 5.126 S/m; $\varepsilon_r$ = 36.279; $\rho$ = 1000 kg/m$^3$
Phantom section: Flat Section

DASY5 Configuration:

- Probe: EX3DV4 - SN3797; ConvF(4.53, 4.29, 4.52) @ 5750 MHz; Calibrated: 2023-01-24
- Sensor-Surface: 1.4mm (Mechanical Surface Detection)
- Electronics: DAE4 Sn504; Calibrated: 2023-01-10
- Phantom: Twin-SAM V8.0 (20deg probe tilt); Type: QD 000 P41 Ax; Serial: xxxx
- Measurement SW: DASY52, Version 52.10 (3); SEMCAD X Version 14.6.13 (7474)

**Dipole/5750MHz Head Verification/Area Scan (71x71x1):** Interpolated grid: dx=1.000 mm, dy=1.000 mm
Maximum value of SAR (interpolated) = 9.46 W/kg

**Dipole/5750MHz Head Verification/Zoom Scan (7x7x7)/Cube 0:** Measurement grid: dx=4mm, dy=4mm, dz=1.4mm
Reference Value = 44.42 V/m; Power Drift = 0.18 dB
Peak SAR (extrapolated) = 17.6 W/kg
**SAR(1 g) = 3.62 W/kg; SAR(10 g) = 1.03 W/kg**
Maximum value of SAR (measured) = 9.49 W/kg

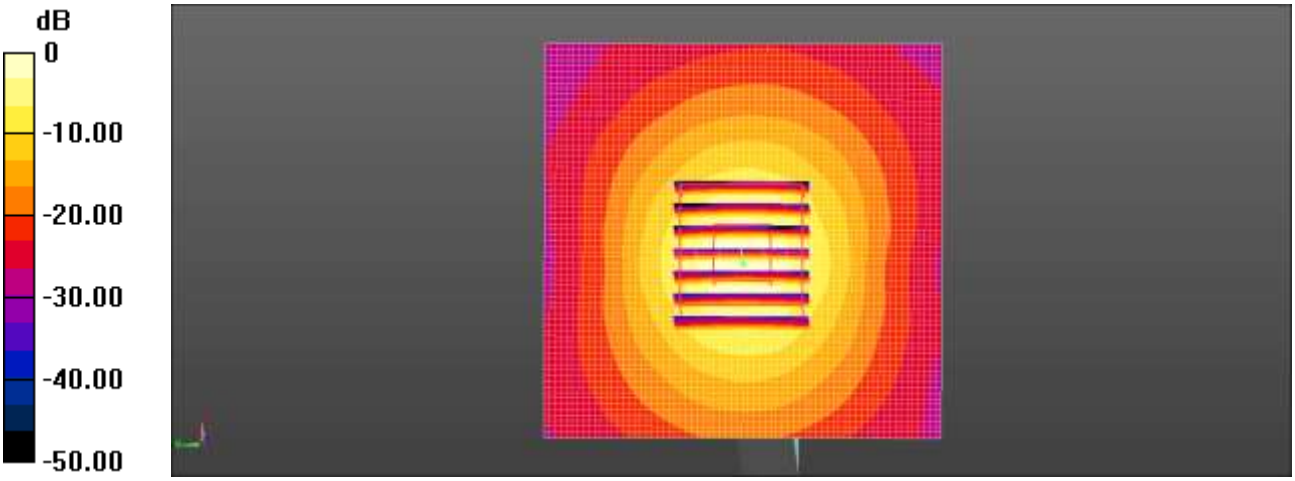


0 dB = 9.49 W/kg = 9.77 dBW/kg

## ■ Verification Data (5 800 ㎒ Head)

| | |
|---|---|
| Test Laboratory: | HCT CO., LTD |
| Input Power | 0.05 W |
| Liquid Temp: | 21.8 ℃ |
| Test Date: | 09/06/2023 |
| Band: | 5 ㎓ WLAN MIMO |

**DUT: D5GHzV2 - SN1253; Type: D5GHzV2; Serial: SN:1317**

Communication System: UID 0, CW (0); Frequency: 5800 MHz;Duty Cycle: 1:1
Medium parameters used: f = 5800 MHz; $\sigma$ = 5.091 S/m; $\varepsilon_r$ = 36.282; $\rho$ = 1000 kg/m$^3$
Phantom section: Flat Section

DASY5 Configuration:

- Probe: EX3DV4 - SN3797; ConvF(4.52, 4.22, 4.46) @ 5800 MHz; Calibrated: 2023-01-24
- Sensor-Surface: 1.4mm (Mechanical Surface Detection)
- Electronics: DAE4 Sn504; Calibrated: 2023-01-10
- Phantom: Twin-SAM V8.0 (20deg probe tilt); Type: QD 000 P41 Ax; Serial: xxxx
- Measurement SW: DASY52, Version 52.10 (3); SEMCAD X Version 14.6.13 (7474)

**Dipole/5800MHz Head Verification/Area Scan (8x8x1):** Measurement grid: dx=10mm, dy=10mm
Maximum value of SAR (measured) = 9.55 W/kg

**Dipole/5800MHz Head Verification/Zoom Scan (7x7x7)/Cube 0:** Measurement grid: dx=4mm, dy=4mm, dz=1.4mm
Reference Value = 31.82 V/m; Power Drift = 0.12 dB
Peak SAR (extrapolated) = 16.9 W/kg
**SAR(1 g) = 3.72 W/kg; SAR(10 g) = 1.05 W/kg**
Maximum value of SAR (measured) = 9.79 W/kg

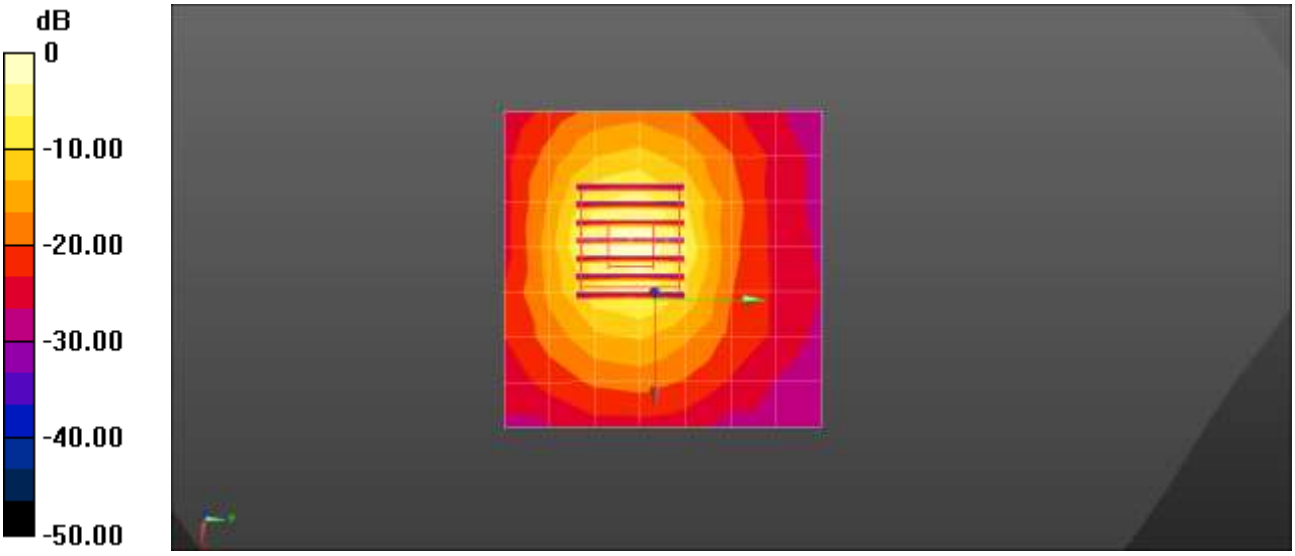


0 dB = 9.79 W/kg = 9.91 dBW/kg

**- 5G NR SUB 6**

■ **Verification Data (835 MHz Head)**

| | |
|---|---|
| Test Laboratory: | HCT CO., LTD |
| Input Power | 0.05 W |
| Liquid Temp: | 21.2 ℃ |
| Test Date: | 09/06/2023 |
| Band: | NR FDD Band n5 - MAIN1(Ant A) |

**DUT: Dipole 835 MHz D835V2; Type: D835V2; Serial: D835V2 - SN:4d165**

Communication System: UID 0, CW (0); Frequency: 835 MHz;Duty Cycle: 1:1
Medium parameters used (interpolated): f = 835 MHz; σ = 0.923 S/m; $\varepsilon_r$ = 41.31; ρ = 1000 kg/m$^3$
Phantom section: Flat Section

DASY5 Configuration:

- Probe: EX3DV4 - SN7654; ConvF(9.83, 9.9, 10.74) @ 835 MHz; Calibrated: 2023-05-24
- Sensor-Surface: 1.4mm (Mechanical Surface Detection)
- Electronics: DAE4 Sn1686; Calibrated: 2023-05-23
- Phantom: Twin-SAM V5.0 (20deg probe tilt); Type: QD 000 P40 CD; Serial: xxxx
- Measurement SW: DASY52, Version 52.10 (4); SEMCAD X Version 14.6.14 (7501)

**Dipole/835MHz Head Verification/Area Scan (6x14x1):** Measurement grid: dx=15mm, dy=15mm
Maximum value of SAR (measured) = 0.569 W/kg

**Dipole/835MHz Head Verification/Zoom Scan (5x5x7)/Cube 0:** Measurement grid: dx=8mm, dy=8mm, dz=5mm
Reference Value = 28.94 V/m; Power Drift = -0.09 dB
Peak SAR (extrapolated) = 0.762 W/kg
**SAR(1 g) = 0.525 W/kg; SAR(10 g) = 0.347 W/kg**
Maximum value of SAR (measured) = 0.691 W/kg

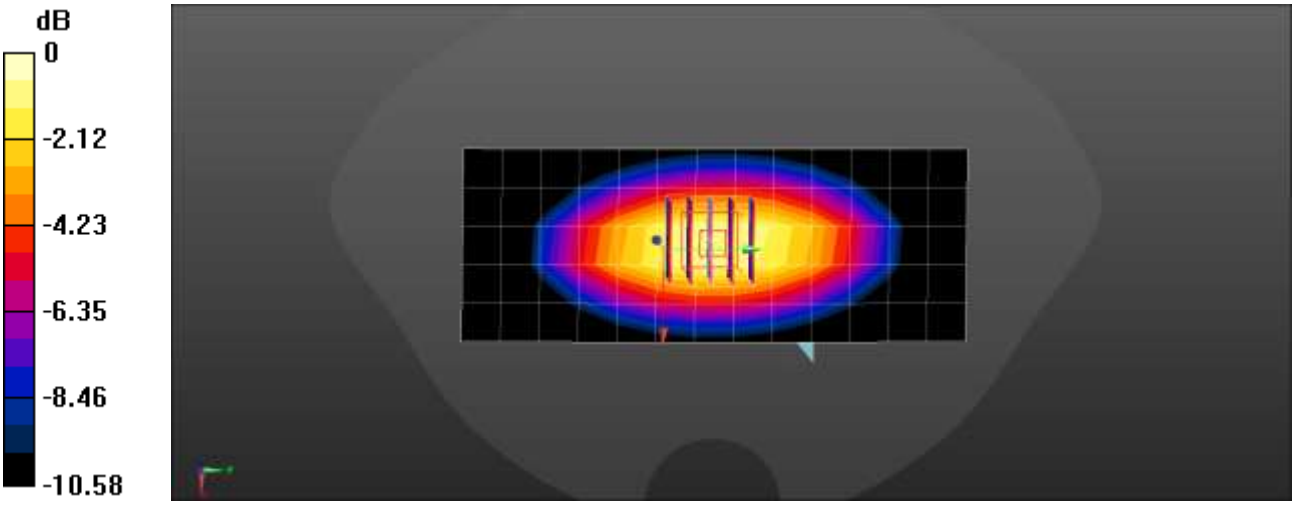


0 dB = 0.691 W/kg = -1.61 dBW/kg

## ■ Verification Data (835 MHz Head)

| | |
|---|---|
| Test Laboratory: | HCT CO., LTD |
| Input Power | 0.05 W |
| Liquid Temp: | 20.3 ℃ |
| Test Date: | 10/04/2023 |
| Band: | NR FDD Band n5 - SUB1(Ant E) |

**DUT: D835V2 - SN441; Type: D835V2; Serial: SN:4d165**

Communication System: UID 0, CW (0); Frequency: 835 MHz;Duty Cycle: 1:1
Medium parameters used (interpolated): f = 835 MHz; $\sigma$ = 0.926 S/m; $\varepsilon_r$ = 42.634; $\rho$ = 1000 kg/m$^3$
Phantom section: Flat Section

DASY5 Configuration:

- Probe: EX3DV4 - SN7732; ConvF(10.1, 10.1, 10.1) @ 835 MHz; Calibrated: 2023-06-20
- Sensor-Surface: 1.4mm (Mechanical Surface Detection)
- Electronics: DAE4 Sn1687; Calibrated: 2023-07-18
- Phantom: SAM with CRP v5.0(Front); Type: QD000P40CD; Serial: TP:xxxx
- Measurement SW: DASY52, Version 52.10 (4); SEMCAD X Version 14.6.14 (7483)

**Dipole/835MHz Head Verification/Area Scan (7x13x1):** Measurement grid: dx=15mm, dy=15mm
Maximum value of SAR (measured) = 0.661 W/kg

**Dipole/835MHz Head Verification/Zoom Scan (5x5x7)/Cube 0:** Measurement grid: dx=8mm, dy=8mm, dz=5mm
Reference Value = 27.74 V/m; Power Drift = -0.00 dB
Peak SAR (extrapolated) = 0.764 W/kg
**SAR(1 g) = 0.491 W/kg; SAR(10 g) = 0.317 W/kg**
Maximum value of SAR (measured) = 0.671 W/kg

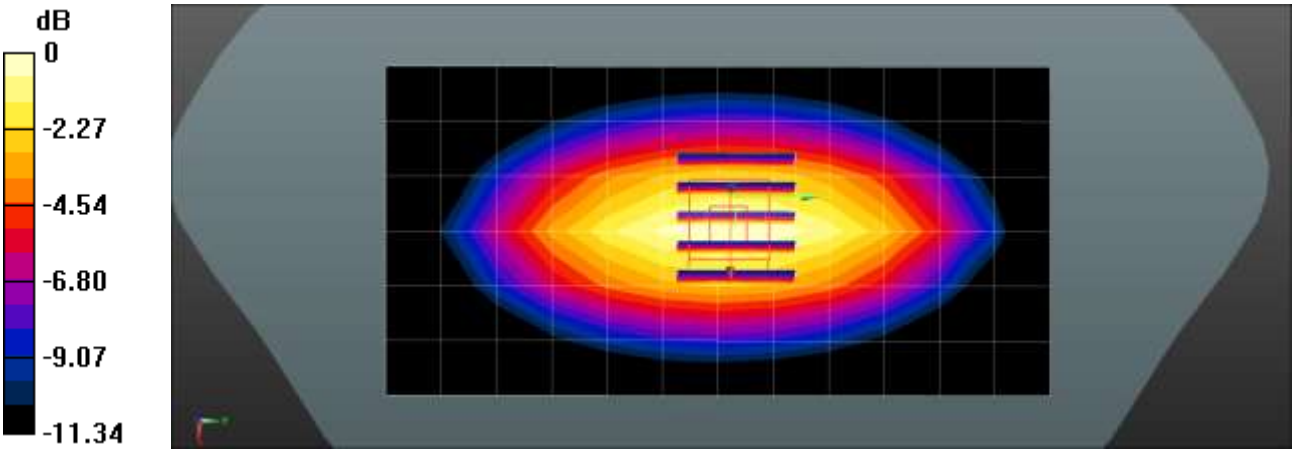


0 dB = 0.671 W/kg = -1.73 dBW/kg

## ■ Verification Data (1 800 ㎒ Head)

| | |
|---|---|
| Test Laboratory: | HCT CO., LTD |
| Input Power | 0.05 W |
| Liquid Temp: | 21.8 ℃ |
| Test Date: | 09/27/2023 |
| Band: | NR FDD Band n66 - MAIN1(Ant A) |

**DUT: Dipole 1800 MHz D1800V2; Type: D1800V2; Serial: D1800V2 - SN:2d015**

Communication System: UID 0, CW (0); Frequency: 1800 MHz;Duty Cycle: 1:1
Medium parameters used: f = 1800 MHz; σ = 1.402 S/m; $\varepsilon_r$ = 39.305; ρ = 1000 kg/m$^3$
Phantom section: Flat Section

DASY5 Configuration:

- Probe: EX3DV4 - SN3903; ConvF(8.93, 8.41, 8.5) @ 1800 MHz; Calibrated: 2023-07-19
- Sensor-Surface: 1.4mm (Mechanical Surface Detection)
- Electronics: DAE4 Sn466; Calibrated: 2023-04-25
- Phantom: Twin-SAM V4.0 (20deg probe tilt); Type: QD 000 P40 CC; Serial: xxxx
- Measurement SW: DASY52, Version 52.10 (4); SEMCAD X Version 14.6.14 (7483)

**Dipole/1800MHz Head Verification/Area Scan (7x8x1):** Measurement grid: dx=15mm, dy=15mm
Maximum value of SAR (measured) = 2.96 W/kg

**Dipole/1800MHz Head Verification/Zoom Scan (5x5x7)/Cube 0:** Measurement grid: dx=8mm, dy=8mm, dz=5mm
Reference Value = 46.30 V/m; Power Drift = -0.00 dB
Peak SAR (extrapolated) = 3.57 W/kg
**SAR(1 g) = 1.9 W/kg; SAR(10 g) = 0.990 W/kg**
Maximum value of SAR (measured) = 2.94 W/kg

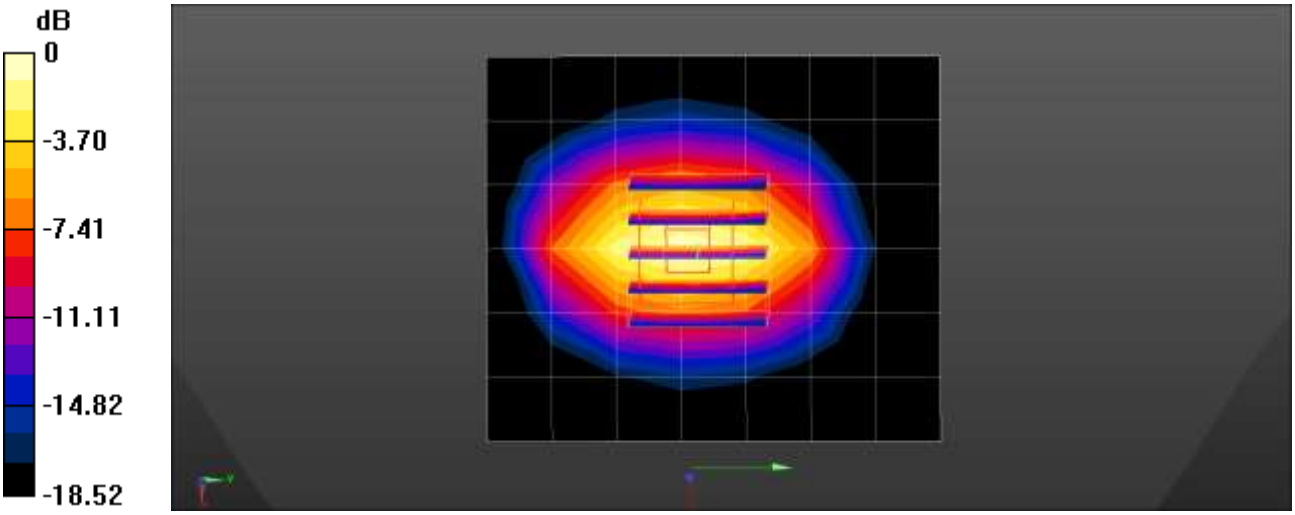


0 dB = 2.94 W/kg = 4.68 dBW/kg

## ■ Verification Data (1 800 ㎒ Head)

| | |
|---|---|
| Test Laboratory: | HCT CO., LTD |
| Input Power | 0.05 W |
| Liquid Temp: | 22.1 ℃ |
| Test Date: | 09/28/2023 |
| Band: | NR FDD Band n66 - SUB2(Ant F) |

**DUT: Dipole 1800 MHz D1800V2; Type: D1800V2; Serial: D1800V2 - SN:2d015**
Communication System: UID 0, CW (0); Frequency: 1800 MHz;Duty Cycle: 1:1
Medium parameters used: f = 1800 MHz; σ = 1.423 S/m; $\varepsilon_r$ = 39.206; ρ = 1000 kg/m$^3$
Phantom section: Flat Section

DASY5 Configuration:

- Probe: EX3DV4 - SN3903; ConvF(8.93, 8.41, 8.5) @ 1800 MHz; Calibrated: 2023-07-19
- Sensor-Surface: 1.4mm (Mechanical Surface Detection)
- Electronics: DAE4 Sn466; Calibrated: 2023-04-25
- Phantom: Twin-SAM V4.0 (20deg probe tilt); Type: QD 000 P40 CC; Serial: xxxx
- Measurement SW: DASY52, Version 52.10 (4); SEMCAD X Version 14.6.14 (7483)

**Dipole/1800MHz Head Verification/Area Scan (7x8x1):** Measurement grid: dx=15mm, dy=15mm
Maximum value of SAR (measured) = 2.69 W/kg

**Dipole/1800MHz Head Verification/Zoom Scan (5x5x7)/Cube 0:** Measurement grid: dx=8mm, dy=8mm, dz=5mm
Reference Value = 45.89 V/m; Power Drift = -0.19 dB
Peak SAR (extrapolated) = 3.64 W/kg
**SAR(1 g) = 1.89 W/kg; SAR(10 g) = 0.978 W/kg**
Maximum value of SAR (measured) = 3.01 W/kg

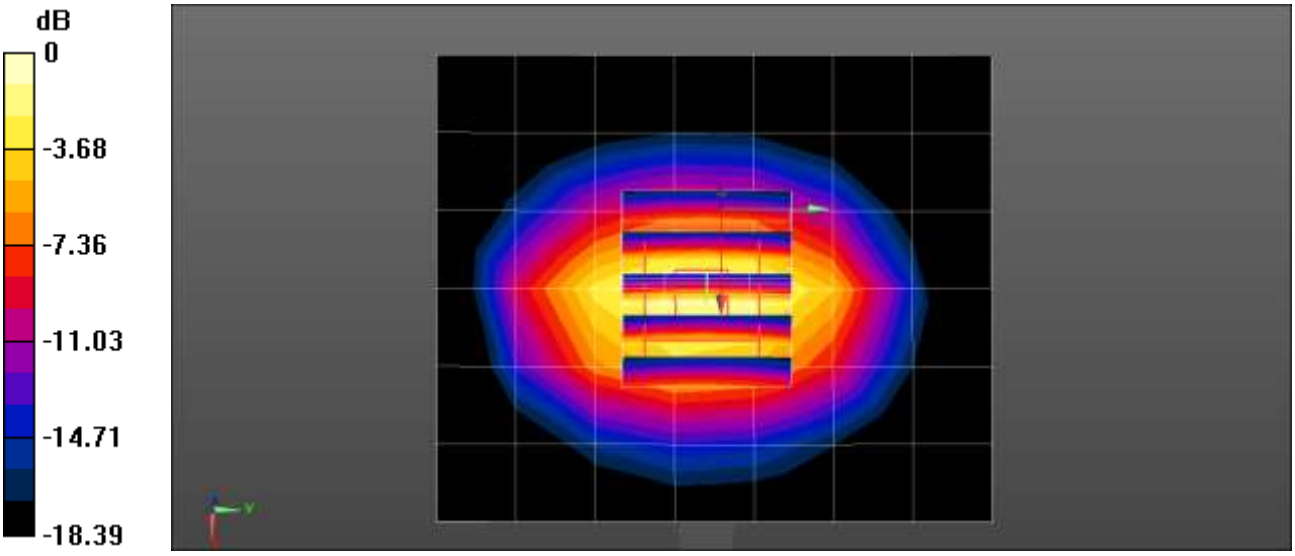


0 dB = 3.01 W/kg = 4.79 dBW/kg

## ■ Verification Data (1 900 ㎒ Head)

| | |
|---|---|
| Test Laboratory: | HCT CO., LTD |
| Input Power | 0.05 W |
| Liquid Temp: | 21.9 ℃ |
| Test Date: | 09/25/2023 |
| Band: | NR FDD Band n25 - MAIN1(Ant A) |

**DUT: D1900V2 - SN5d061; Type: D1900V2; Serial: SN5d061**

Communication System: UID 0, CW (0); Frequency: 1900 MHz;Duty Cycle: 1:1
Medium parameters used: f = 1900 MHz; $\sigma$ = 1.41 S/m; $\varepsilon_r$ = 39.166; $\rho$ = 1000 kg/m$^3$
Phantom section: Flat Section

DASY5 Configuration:

- Probe: EX3DV4 - SN3903; ConvF(8.41, 7.93, 8.06) @ 1900 MHz; Calibrated: 2023-07-19
- Sensor-Surface: 1.4mm (Mechanical Surface Detection)
- Electronics: DAE4 Sn466; Calibrated: 2023-04-25
- Phantom: Twin-SAM V4.0 (20deg probe tilt); Type: QD 000 P40 CC; Serial: xxxx
- Measurement SW: DASY52, Version 52.10 (4); SEMCAD X Version 14.6.14 (7483)

**Dipole/1900MHz Head Verification/Area Scan (7x8x1):** Measurement grid: dx=15mm, dy=15mm
Maximum value of SAR (measured) = 3.13 W/kg

**Dipole/1900MHz Head Verification/Zoom Scan (5x5x7)/Cube 0:** Measurement grid: dx=8mm, dy=8mm, dz=5mm
Reference Value = 47.24 V/m; Power Drift = 0.03 dB
Peak SAR (extrapolated) = 3.79 W/kg
**SAR(1 g) = 1.99 W/kg; SAR(10 g) = 1.02 W/kg**
Maximum value of SAR (measured) = 3.07 W/kg

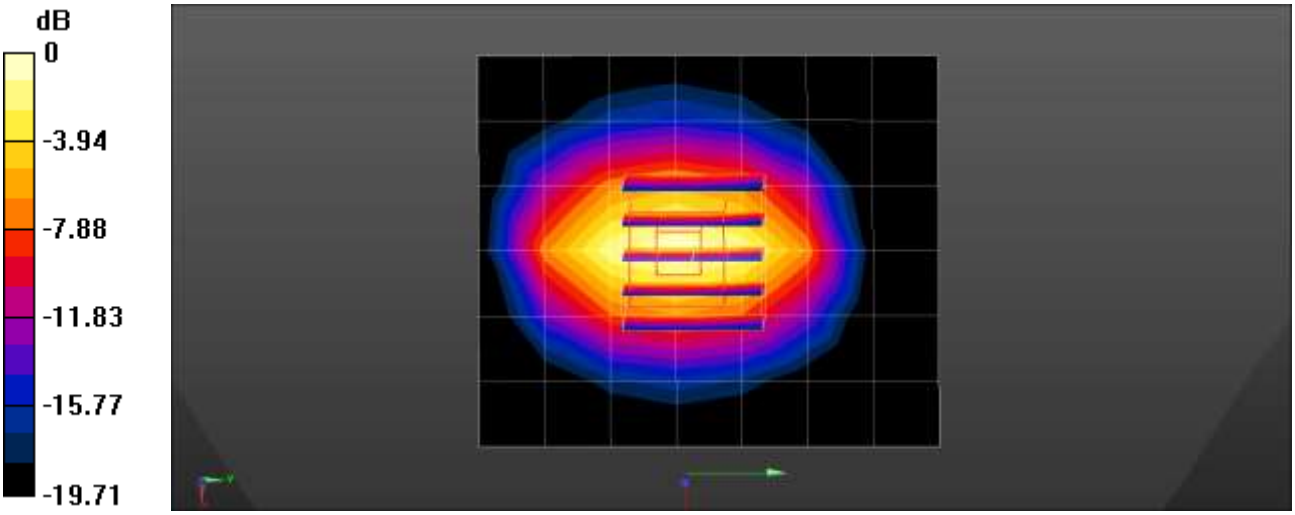


0 dB = 3.07 W/kg = 4.87 dBW/kg

## ■ Verification Data (1 900 ㎒ Head)

| | |
|---|---|
| Test Laboratory: | HCT CO., LTD |
| Input Power | 0.05 W |
| Liquid Temp: | 22.0 ℃ |
| Test Date: | 09/26/2023 |
| Band: | NR FDD Band n25 - SUB2(Ant F) |

**DUT: D1900V2 - SN5d061; Type: D1900V2; Serial: SN5d061**

Communication System: UID 0, CW (0); Frequency: 1900 MHz;Duty Cycle: 1:1
Medium parameters used: f = 1900 MHz; $\sigma$ = 1.411 S/m; $\varepsilon_r$ = 39.179; $\rho$ = 1000 kg/m$^3$
Phantom section: Flat Section

DASY5 Configuration:

- Probe: EX3DV4 - SN3903; ConvF(8.41, 7.93, 8.06) @ 1900 MHz; Calibrated: 2023-07-19
- Sensor-Surface: 1.4mm (Mechanical Surface Detection)
- Electronics: DAE4 Sn466; Calibrated: 2023-04-25
- Phantom: Twin-SAM V4.0 (20deg probe tilt); Type: QD 000 P40 CC; Serial: xxxx
- Measurement SW: DASY52, Version 52.10 (4); SEMCAD X Version 14.6.14 (7483)

**Dipole/1900MHz Head Verification/Area Scan (7x8x1):** Measurement grid: dx=15mm, dy=15mm
Maximum value of SAR (measured) = 2.86 W/kg

**Dipole/1900MHz Head Verification/Zoom Scan (5x5x7)/Cube 0:** Measurement grid: dx=8mm, dy=8mm, dz=5mm
Reference Value = 47.76 V/m; Power Drift = -0.16 dB
Peak SAR (extrapolated) = 3.91 W/kg
**SAR(1 g) = 2.03 W/kg; SAR(10 g) = 1.03 W/kg**
Maximum value of SAR (measured) = 3.22 W/kg

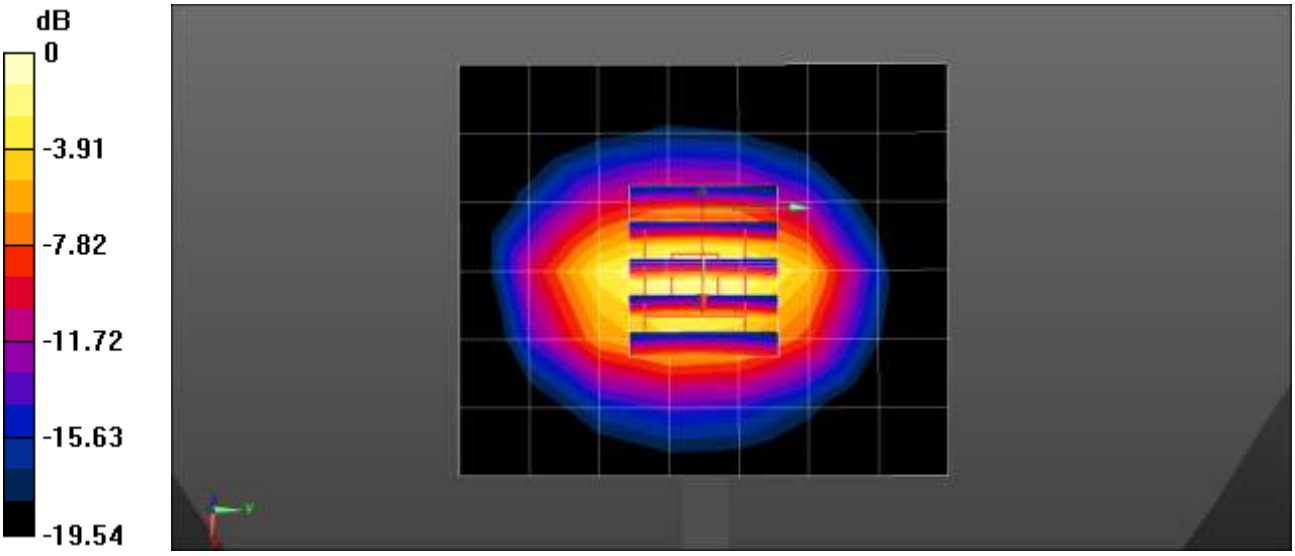


0 dB = 3.22 W/kg = 5.08 dBW/kg

## ■ Verification Data (2 600 MHz Head)

| | |
|---|---|
| Test Laboratory: | HCT CO., LTD |
| Input Power | 0.05 W |
| Liquid Temp: | 20.5 ℃ |
| Test Date: | 10/15/2023 |
| Band: | NR TDD Band n41- SUB2(Ant F) |

**DUT: Dipole 2600 MHz D2600V2; Type: D2600V2; Serial: D2600V2 - SN:1106**

Communication System: UID 0, CW (0); Frequency: 2600 MHz;Duty Cycle: 1:1
Medium parameters used: f = 2600 MHz; σ = 2.031 S/m; $\varepsilon_r$ = 39.071; ρ = 1000 kg/m$^3$
Phantom section: Flat Section

DASY5 Configuration:

- Probe: EX3DV4 - SN7370; ConvF(7.57, 7.57, 7.57) @ 2600 MHz; Calibrated: 2023-08-24
- Sensor-Surface: 1.4mm (Mechanical Surface Detection)
- Electronics: DAE4 Sn1225; Calibrated: 2023-03-06
- Phantom: Twin-SAM V4.0 (Left-Right); Type: QD 000 P40 CC; Serial: xxxx
- Measurement SW: DASY52, Version 52.10 (4); SEMCAD X Version 14.6.14 (7483)

**Dipole/2600MHz Head Verification/Area Scan (7x9x1):** Measurement grid: dx=12mm, dy=12mm
Maximum value of SAR (measured) = 4.15 W/kg

**Dipole/2600MHz Head Verification/Zoom Scan (7x7x7)/Cube 0:** Measurement grid: dx=5mm, dy=5mm, dz=5mm
Reference Value = 46.75 V/m; Power Drift = 0.02 dB
Peak SAR (extrapolated) = 6.18 W/kg
**SAR(1 g) = 2.72 W/kg; SAR(10 g) = 1.2 W/kg**
Maximum value of SAR (measured) = 4.76 W/kg

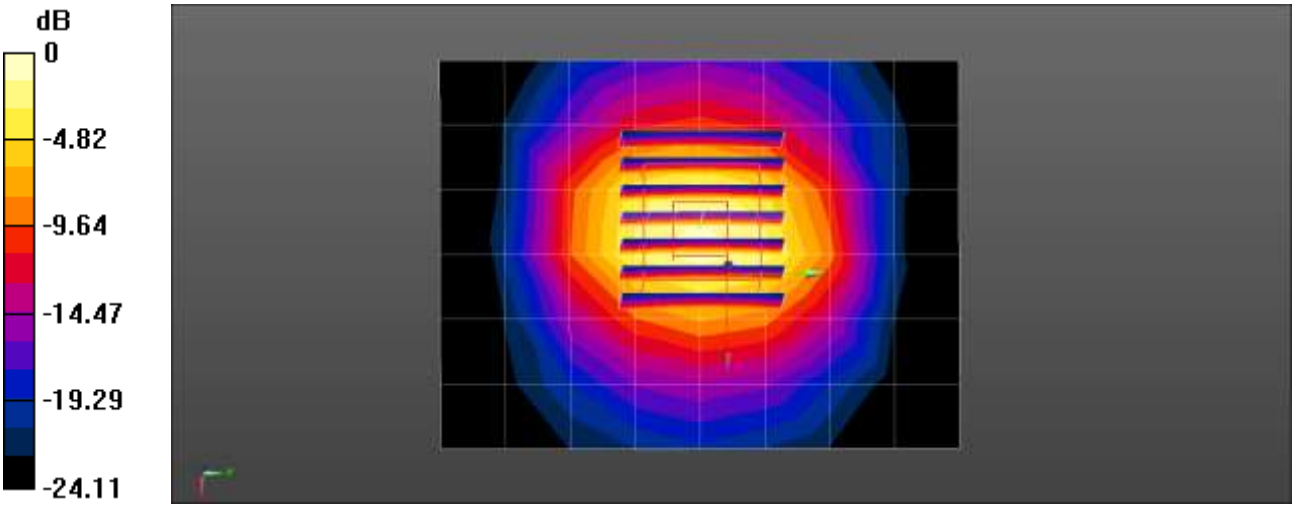


0 dB = 4.76 W/kg = 6.78 dBW/kg

## ■ Verification Data (2 600 MHz Head)

| | |
|---|---|
| Test Laboratory: | HCT CO., LTD |
| Input Power | 0.05 W |
| Liquid Temp: | 20.9 ℃ |
| Test Date: | 10/16/2023 |
| Band: | NR TDD Band n41 - SRS #1 MAIN2(Ant B) |

**DUT: Dipole 2600 MHz D2600V2; Type: D2600V2; Serial: D2600V2 - SN:1106**

Communication System: UID 0, CW (0); Frequency: 2600 MHz;Duty Cycle: 1:1
Medium parameters used: f = 2600 MHz; $\sigma$ = 2.031 S/m; $\varepsilon_r$ = 38.189; $\rho$ = 1000 kg/m$^3$
Phantom section: Flat Section

DASY5 Configuration:

- Probe: EX3DV4 - SN7370; ConvF(7.57, 7.57, 7.57) @ 2600 MHz; Calibrated: 2023-08-24
- Sensor-Surface: 1.4mm (Mechanical Surface Detection)
- Electronics: DAE4 Sn1225; Calibrated: 2023-03-06
- Phantom: Twin-SAM V4.0 (Left-Right); Type: QD 000 P40 CC; Serial: xxxx
- Measurement SW: DASY52, Version 52.10 (4); SEMCAD X Version 14.6.14 (7483)

**Dipole/2600MHz Head Verification/Area Scan (7x9x1):** Measurement grid: dx=12mm, dy=12mm
Maximum value of SAR (measured) = 4.59 W/kg

**Dipole/2600MHz Head Verification/Zoom Scan (7x7x7)/Cube 0:** Measurement grid: dx=5mm, dy=5mm, dz=5mm
Reference Value = 48.99 V/m; Power Drift = 0.09 dB
Peak SAR (extrapolated) = 6.48 W/kg
**SAR(1 g) = 2.72 W/kg; SAR(10 g) = 1.21 W/kg**
Maximum value of SAR (measured) = 4.89 W/kg

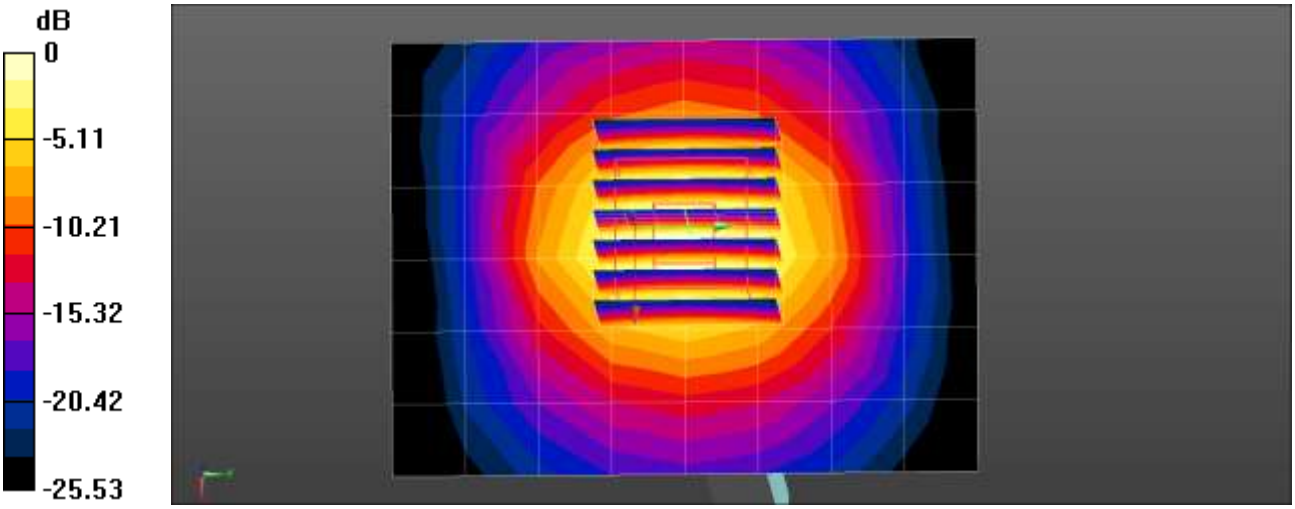


0 dB = 4.89 W/kg = 6.89 dBW/kg

## ■ Verification Data (2 600 MHz Head)

| | |
|---|---|
| Test Laboratory: | HCT CO., LTD |
| Input Power | 0.05 W |
| Liquid Temp: | 20.9 ℃ |
| Test Date: | 10/16/2023 |
| Band: | NR TDD Band n41 - SRS #2 SUB1(Ant E) |

**DUT: Dipole 2600 MHz D2600V2; Type: D2600V2; Serial: D2600V2 - SN:1106**

Communication System: UID 0, CW (0); Frequency: 2600 MHz;Duty Cycle: 1:1
Medium parameters used: f = 2600 MHz; $\sigma$ = 2.03 S/m; $\varepsilon_r$ = 38.677; $\rho$ = 1000 kg/m$^3$
Phantom section: Flat Section

DASY5 Configuration:

- Probe: EX3DV4 - SN7370; ConvF(7.57, 7.57, 7.57) @ 2600 MHz; Calibrated: 2023-08-24
- Sensor-Surface: 1.4mm (Mechanical Surface Detection)
- Electronics: DAE4 Sn1225; Calibrated: 2023-03-06
- Phantom: Twin-SAM V4.0 (Left-Right); Type: QD 000 P40 CC; Serial: xxxx
- Measurement SW: DASY52, Version 52.10 (4); SEMCAD X Version 14.6.14 (7483)

**Dipole/2600MHz Head Verification/Area Scan (7x9x1):** Measurement grid: dx=12mm, dy=12mm
Maximum value of SAR (measured) = 4.64 W/kg

**Dipole/2600MHz Head Verification/Zoom Scan (7x7x7)/Cube 0:** Measurement grid: dx=5mm, dy=5mm, dz=5mm
Reference Value = 48.76 V/m; Power Drift = 0.09 dB
Peak SAR (extrapolated) = 6.49 W/kg
**SAR(1 g) = 2.72 W/kg; SAR(10 g) = 1.21 W/kg**
Maximum value of SAR (measured) = 4.90 W/kg

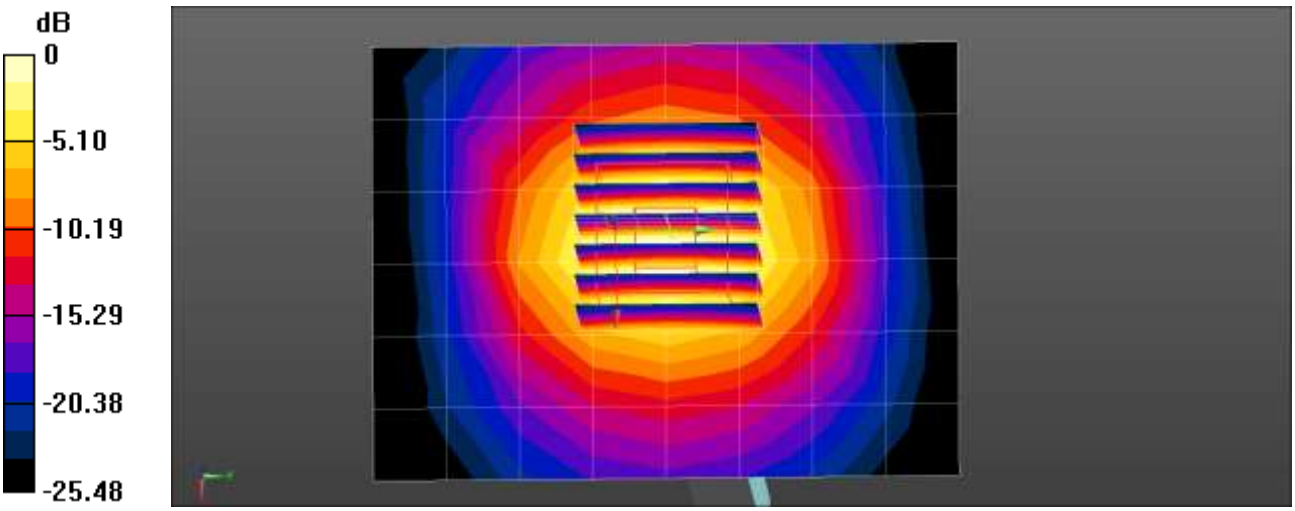


0 dB = 4.90 W/kg = 6.90 dBW/kg

## ■ Verification Data (2 600 MHz Head)

| | |
|---|---|
| Test Laboratory: | HCT CO., LTD |
| Input Power | 0.05 W |
| Liquid Temp: | 20.9 ℃ |
| Test Date: | 10/16/2023 |
| Band: | NR TDD Band n41 - SRS #3 MAIN4(Ant D) |

**DUT: Dipole 2600 MHz D2600V2; Type: D2600V2; Serial: D2600V2 - SN:1106**

Communication System: UID 0, CW (0); Frequency: 2600 MHz;Duty Cycle: 1:1
Medium parameters used: f = 2600 MHz; $\sigma$ = 2.031 S/m; $\varepsilon_r$ = 39.019; $\rho$ = 1000 kg/m$^3$
Phantom section: Flat Section

DASY5 Configuration:

- Probe: EX3DV4 - SN7370; ConvF(7.57, 7.57, 7.57) @ 2600 MHz; Calibrated: 2023-08-24
- Sensor-Surface: 1.4mm (Mechanical Surface Detection)
- Electronics: DAE4 Sn1225; Calibrated: 2023-03-06
- Phantom: Twin-SAM V4.0 (Left-Right); Type: QD 000 P40 CC; Serial: xxxx
- Measurement SW: DASY52, Version 52.10 (4); SEMCAD X Version 14.6.14 (7483)

**Dipole/2600MHz Head Verification/Area Scan (7x9x1):** Measurement grid: dx=12mm, dy=12mm
Maximum value of SAR (measured) = 4.62 W/kg

**Dipole/2600MHz Head Verification/Zoom Scan (7x7x7)/Cube 0:** Measurement grid: dx=5mm, dy=5mm, dz=5mm
Reference Value = 49.08 V/m; Power Drift = 0.09 dB
Peak SAR (extrapolated) = 6.42 W/kg
**SAR(1 g) = 2.71 W/kg; SAR(10 g) = 1.21 W/kg**
Maximum value of SAR (measured) = 4.85 W/kg

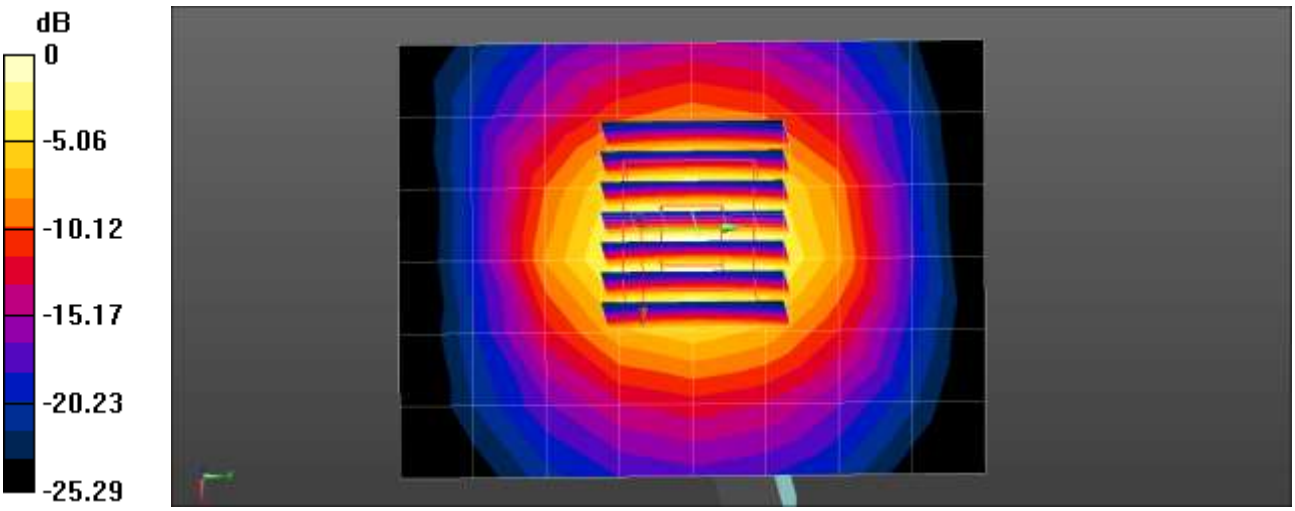


0 dB = 4.85 W/kg = 6.86 dBW/kg

## ■ Verification Data (3 500 ㎒ Head)

| | |
|---|---|
| Test Laboratory: | HCT CO., LTD |
| Input Power | 0.05 W |
| Liquid Temp: | 22.1 ℃ |
| Test Date: | 09/28/2023 |
| Band: | NR TDD Band n77 DoD - SUB2(Ant F) |

**DUT: Dipole 3500 MHz D3500V2; Type: D3500V2; Serial: D3500V2 - SN:1040**

Communication System: UID 0, CW (0); Frequency: 3500 MHz;Duty Cycle: 1:1
Medium parameters used: f = 3500 MHz; $\sigma$ = 2.958 S/m; $\varepsilon_r$ = 39.251; $\rho$ = 1000 kg/m$^3$
Phantom section: Flat Section

DASY5 Configuration:

- Probe: EX3DV4 - SN7732; ConvF(7.54, 7.54, 7.54) @ 3500 MHz; Calibrated: 2023-06-20
- Sensor-Surface: 1.4mm (Mechanical Surface Detection)
- Electronics: DAE4 Sn1687; Calibrated: 2023-07-18
- Phantom: SAM with CRP v5.0(Front); Type: QD000P40CD; Serial: TP:xxxx
- Measurement SW: DASY52, Version 52.10 (4); SEMCAD X Version 14.6.14 (7483)

**Dipole/3500MHz Head Verification/Area Scan (6x6x1):** Measurement grid: dx=12mm, dy=12mm
Maximum value of SAR (measured) = 5.22 W/kg

**Dipole/3500MHz Head Verification/Zoom Scan (7x7x8)/Cube 0:** Measurement grid: dx=5mm, dy=5mm, dz=4mm
Reference Value = 48.79 V/m; Power Drift = 0.10 dB
Peak SAR (extrapolated) = 8.94 W/kg
**SAR(1 g) = 3.5 W/kg; SAR(10 g) = 1.34 W/kg**
Maximum value of SAR (measured) = 6.75 W/kg

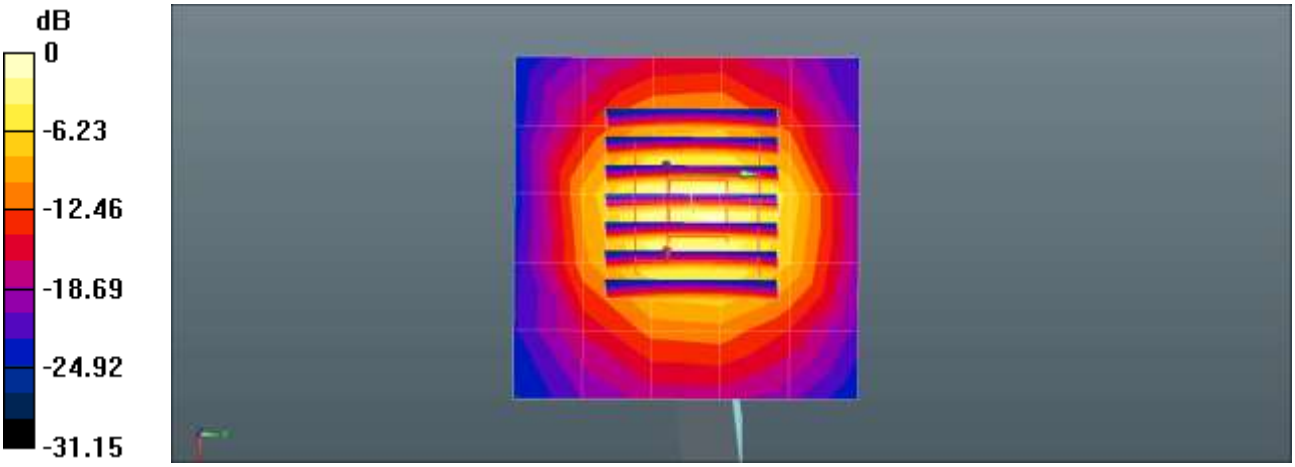


0 dB = 6.75 W/kg = 8.29 dBW/kg

## ■ Verification Data (3 500 MHz Head)

| | |
|---|---|
| Test Laboratory: | HCT CO., LTD |
| Input Power | 0.05 W |
| Liquid Temp: | 21.2 ℃ |
| Test Date: | 10/05/2023 |
| Band: | NR TDD Band n77 - SRS #1 MAIN3(Ant C) |

**DUT: Dipole 3500 MHz D3500V2; Type: D3500V2; Serial: D3500V2 - SN:1040**

Communication System: UID 0, CW (0); Frequency: 3500 MHz;Duty Cycle: 1:1
Medium parameters used: f = 3500 MHz; $\sigma$ = 2.926 S/m; $\varepsilon_r$ = 38.284; $\rho$ = 1000 kg/m$^3$
Phantom section: Flat Section

DASY5 Configuration:

- Probe: EX3DV4 - SN7732; ConvF(7.54, 7.54, 7.54) @ 3500 MHz; Calibrated: 2023-06-20
- Sensor-Surface: 1.4mm (Mechanical Surface Detection)
- Electronics: DAE4 Sn1687; Calibrated: 2023-07-18
- Phantom: SAM with CRP v5.0(Front); Type: QD000P40CD; Serial: TP:xxxx
- Measurement SW: DASY52, Version 52.10 (4); SEMCAD X Version 14.6.14 (7483)

**Dipole/3500MHz Head Verification/Area Scan (6x6x1):** Measurement grid: dx=12mm, dy=12mm
Maximum value of SAR (measured) = 4.24 W/kg

**Dipole/3500MHz Head Verification/Zoom Scan (7x7x8)/Cube 0:** Measurement grid: dx=5mm, dy=5mm, dz=4mm
Reference Value = 50.31 V/m; Power Drift = -0.07 dB
Peak SAR (extrapolated) = 8.88 W/kg
**SAR(1 g) = 3.44 W/kg; SAR(10 g) = 1.33 W/kg**
Maximum value of SAR (measured) = 6.67 W/kg

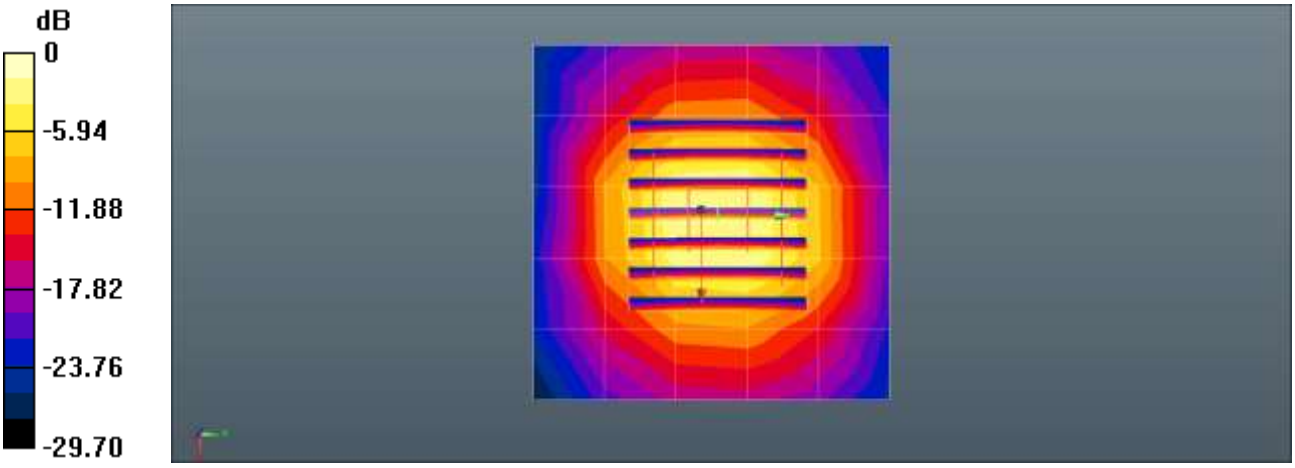


0 dB = 6.67 W/kg = 8.24 dBW/kg

## ■ Verification Data (3 500 ㎒ Head)

| | |
|---|---|
| Test Laboratory: | HCT CO., LTD |
| Input Power | 0.05 W |
| Liquid Temp: | 21.0 ℃ |
| Test Date: | 10/06/2023 |
| Band: | NR TDD Band n77 DoD - SRS #2 SUB5(Ant I) |

**DUT: Dipole 3500 MHz D3500V2; Type: D3500V2; Serial: D3500V2 - SN:1040**

Communication System: UID 0, CW (0); Frequency: 3500 MHz;Duty Cycle: 1:1
Medium parameters used: f = 3500 MHz; $\sigma$ = 2.926 S/m; $\varepsilon_r$ = 38.282; $\rho$ = 1000 kg/m$^3$
Phantom section: Flat Section

DASY5 Configuration:

- Probe: EX3DV4 - SN7732; ConvF(7.54, 7.54, 7.54) @ 3500 MHz; Calibrated: 2023-06-20
- Sensor-Surface: 1.4mm (Mechanical Surface Detection)
- Electronics: DAE4 Sn1687; Calibrated: 2023-07-18
- Phantom: SAM with CRP v5.0(Front); Type: QD000P40CD; Serial: TP:xxxx
- Measurement SW: DASY52, Version 52.10 (4); SEMCAD X Version 14.6.14 (7483)

**Dipole/3500MHz Head Verification/Area Scan (6x6x1):** Measurement grid: dx=12mm, dy=12mm
Maximum value of SAR (measured) = 4.20 W/kg

**Dipole/3500MHz Head Verification/Zoom Scan (7x7x8)/Cube 0:** Measurement grid: dx=5mm, dy=5mm, dz=4mm
Reference Value = 50.17 V/m; Power Drift = 0.02 dB
Peak SAR (extrapolated) = 8.86 W/kg
**SAR(1 g) = 3.44 W/kg; SAR(10 g) = 1.32 W/kg**
Maximum value of SAR (measured) = 6.66 W/kg

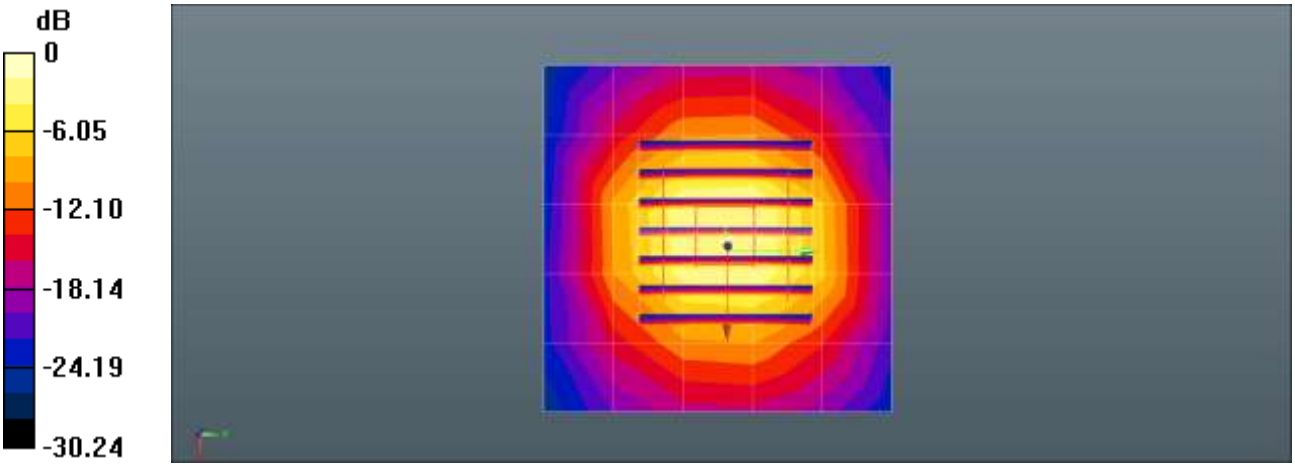


0 dB = 6.66 W/kg = 8.23 dBW/kg

## ■ Verification Data (3 500 ㎒ Head)

| | |
|---|---|
| Test Laboratory: | HCT CO., LTD |
| Input Power | 0.05 W |
| Liquid Temp: | 23.4 ℃ |
| Test Date: | 10/10/2023 |
| Band: | NR TDD Band n77 DoD - SRS #3 MAIN4(Ant D) |

**DUT: Dipole 3500 MHz D3500V2; Type: D3500V2; Serial: D3500V2 - SN:1040**
Communication System: UID 0, CW (0); Frequency: 3500 MHz;Duty Cycle: 1:1
Medium parameters used: f = 3500 MHz; σ = 2.926 S/m; $\varepsilon_r$ = 38.281; ρ = 1000 kg/m$^3$
Phantom section: Flat Section

DASY5 Configuration:

- Probe: EX3DV4 - SN7732; ConvF(7.54, 7.54, 7.54) @ 3500 MHz; Calibrated: 2023-06-20
- Sensor-Surface: 1.4mm (Mechanical Surface Detection)
- Electronics: DAE4 Sn1687; Calibrated: 2023-07-18
- Phantom: SAM with CRP v5.0(Front); Type: QD000P40CD; Serial: TP:xxxx
- Measurement SW: DASY52, Version 52.10 (4); SEMCAD X Version 14.6.14 (7483)

**Dipole/3500MHz Head Verification/Area Scan (6x6x1):** Measurement grid: dx=12mm, dy=12mm
Maximum value of SAR (measured) = 4.15 W/kg

**Dipole/3500MHz Head Verification/Zoom Scan (7x7x8)/Cube 0:** Measurement grid: dx=5mm, dy=5mm, dz=4mm
Reference Value = 49.84 V/m; Power Drift = 0.01 dB
Peak SAR (extrapolated) = 8.86 W/kg
**SAR(1 g) = 3.44 W/kg; SAR(10 g) = 1.32 W/kg**
Maximum value of SAR (measured) = 6.65 W/kg

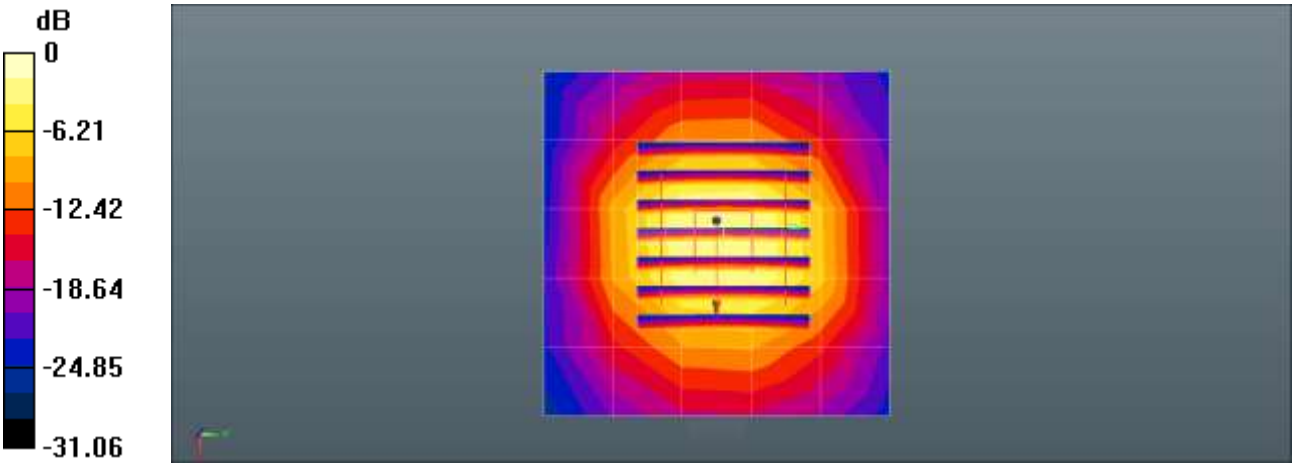


0 dB = 6.65 W/kg = 8.23 dBW/kg

## ■ Verification Data (3 700 ㎒ Head)

| | |
|---|---|
| Test Laboratory: | HCT CO., LTD |
| Input Power | 0.05 W |
| Liquid Temp: | 22.1 ℃ |
| Test Date: | 09/28/2023 |
| Band: | NR TDD Band n77 |

**DUT: D3700V2 - SN1066; Type: D3700V2; Serial: SN1066**

Communication System: UID 0, CW (0); Frequency: 3700 MHz;Duty Cycle: 1:1
Medium parameters used: f = 3700 MHz; σ = 3.144 S/m; $\varepsilon_r$ = 39.016; ρ = 1000 kg/m$^3$
Phantom section: Flat Section

DASY5 Configuration:

- Probe: EX3DV4 - SN7732; ConvF(7.44, 7.44, 7.44) @ 3700 MHz; Calibrated: 2023-06-20
- Sensor-Surface: 1.4mm (Mechanical Surface Detection)
- Electronics: DAE4 Sn1687; Calibrated: 2023-07-18
- Phantom: SAM with CRP v5.0(Front); Type: QD000P40CD; Serial: TP:xxxx
- Measurement SW: DASY52, Version 52.10 (4); SEMCAD X Version 14.6.14 (7483)

**Dipole/3700MHz Head Verification/Area Scan (6x6x1):** Measurement grid: dx=12mm, dy=12mm
Maximum value of SAR (measured) = 5.79 W/kg

**Dipole/3700MHz Head Verification/Zoom Scan (7x7x8)/Cube 0:** Measurement grid: dx=5mm, dy=5mm, dz=4mm
Reference Value = 50.53 V/m; Power Drift = -0.12 dB
Peak SAR (extrapolated) = 9.68 W/kg
**SAR(1 g) = 3.62 W/kg; SAR(10 g) = 1.35 W/kg**
Maximum value of SAR (measured) = 7.19 W/kg

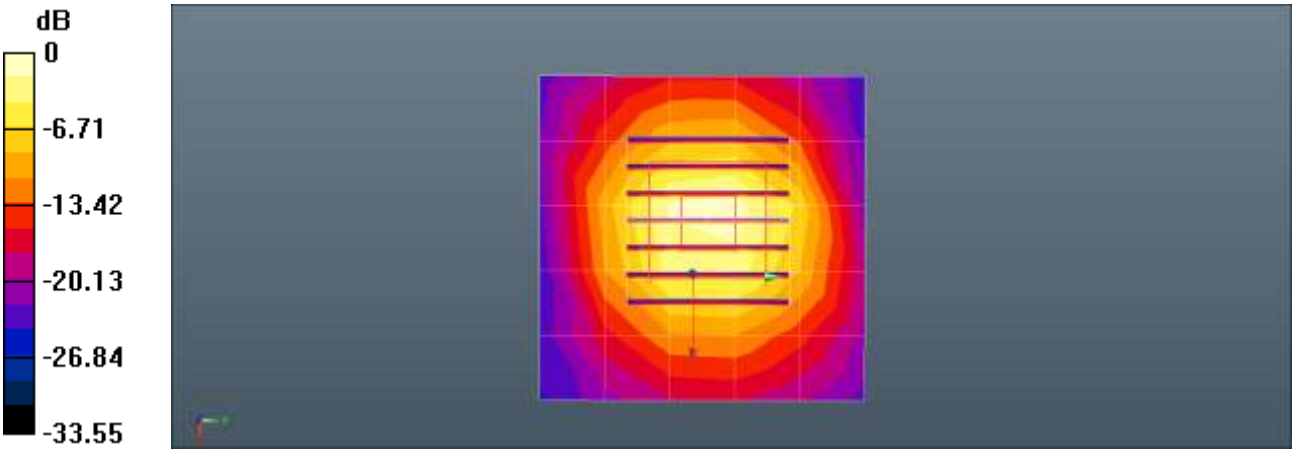


0 dB = 7.19 W/kg = 8.57 dBW/kg

## ■ Verification Data (3 700 ㎒ Head)

| | |
|---|---|
| Test Laboratory: | HCT CO., LTD |
| Input Power | 0.05 W |
| Liquid Temp: | 21.2 ℃ |
| Test Date: | 10/05/2023 |
| Band: | NR TDD Band n77 - SRS #1 MAIN3(Ant C) |

**DUT: D3700V2 - SN1066; Type: D3700V2; Serial: SN1066**

Communication System: UID 0, CW (0); Frequency: 3700 MHz;Duty Cycle: 1:1
Medium parameters used: f = 3700 MHz; $\sigma$ = 3.098 S/m; $\varepsilon_r$ = 38.055; $\rho$ = 1000 kg/m$^3$
Phantom section: Flat Section

DASY5 Configuration:

- Probe: EX3DV4 - SN7732; ConvF(7.44, 7.44, 7.44) @ 3700 MHz; Calibrated: 2023-06-20
- Sensor-Surface: 1.4mm (Mechanical Surface Detection)
- Electronics: DAE4 Sn1687; Calibrated: 2023-07-18
- Phantom: SAM with CRP v5.0(Front); Type: QD000P40CD; Serial: TP:xxxx
- Measurement SW: DASY52, Version 52.10 (4); SEMCAD X Version 14.6.14 (7483)

**Dipole/3700MHz Head Verification/Area Scan (6x6x1):** Measurement grid: dx=12mm, dy=12mm
Maximum value of SAR (measured) = 5.19 W/kg

**Dipole/3700MHz Head Verification/Zoom Scan (7x7x8)/Cube 0:** Measurement grid: dx=5mm, dy=5mm, dz=4mm
Reference Value = 47.78 V/m; Power Drift = 0.16 dB
Peak SAR (extrapolated) = 9.47 W/kg
**SAR(1 g) = 3.48 W/kg; SAR(10 g) = 1.29 W/kg**
Maximum value of SAR (measured) = 6.96 W/kg

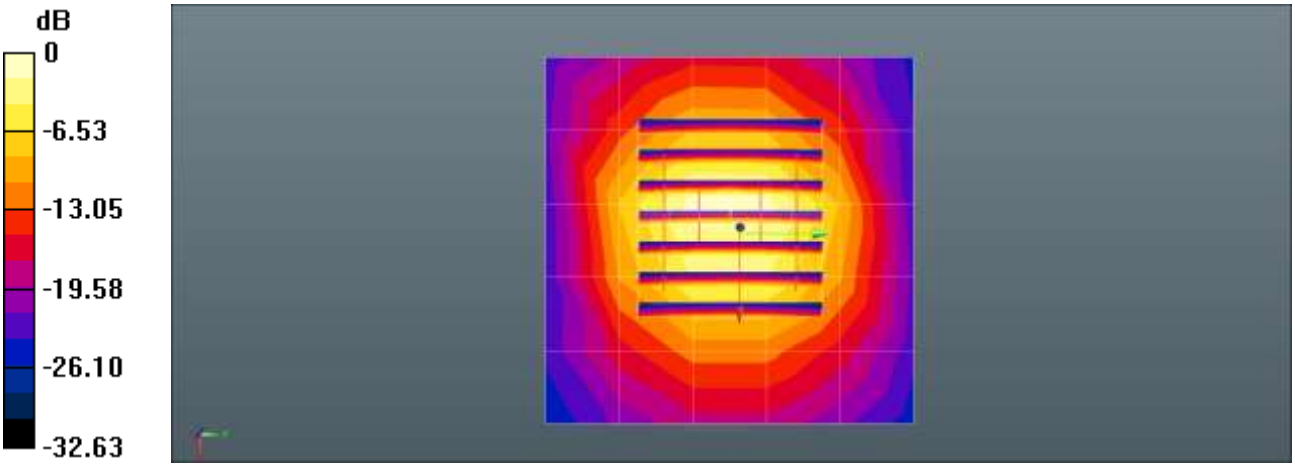


0 dB = 6.96 W/kg = 8.43 dBW/kg

## ■ Verification Data (3 700 ㎒ Head)

| | |
|---|---|
| Test Laboratory: | HCT CO., LTD |
| Input Power | 0.05 W |
| Liquid Temp: | 21.0 ℃ |
| Test Date: | 10/06/2023 |
| Band: | NR TDD Band n77 - SRS #2 SUB5(Ant I) |

**DUT: D3700V2 - SN1066; Type: D3700V2; Serial: SN1066**

Communication System: UID 0, CW (0); Frequency: 3700 MHz;Duty Cycle: 1:1
Medium parameters used: f = 3700 MHz; σ = 3.098 S/m; $\varepsilon_r$ = 38.055; ρ = 1000 kg/m$^3$
Phantom section: Flat Section

DASY5 Configuration:

- Probe: EX3DV4 - SN7732; ConvF(7.44, 7.44, 7.44) @ 3700 MHz; Calibrated: 2023-06-20
- Sensor-Surface: 1.4mm (Mechanical Surface Detection)
- Electronics: DAE4 Sn1687; Calibrated: 2023-07-18
- Phantom: SAM with CRP v5.0(Front); Type: QD000P40CD; Serial: TP:xxxx
- Measurement SW: DASY52, Version 52.10 (4); SEMCAD X Version 14.6.14 (7483)

**Dipole/3700MHz Head Verification/Area Scan (6x6x1):** Measurement grid: dx=12mm, dy=12mm
Maximum value of SAR (measured) = 5.22 W/kg

**Dipole/3700MHz Head Verification/Zoom Scan (7x7x8)/Cube 0:** Measurement grid: dx=5mm, dy=5mm, dz=4mm
Reference Value = 47.80 V/m; Power Drift = 0.17 dB
Peak SAR (extrapolated) = 9.38 W/kg
**SAR(1 g) = 3.48 W/kg; SAR(10 g) = 1.29 W/kg**
Maximum value of SAR (measured) = 6.92 W/kg

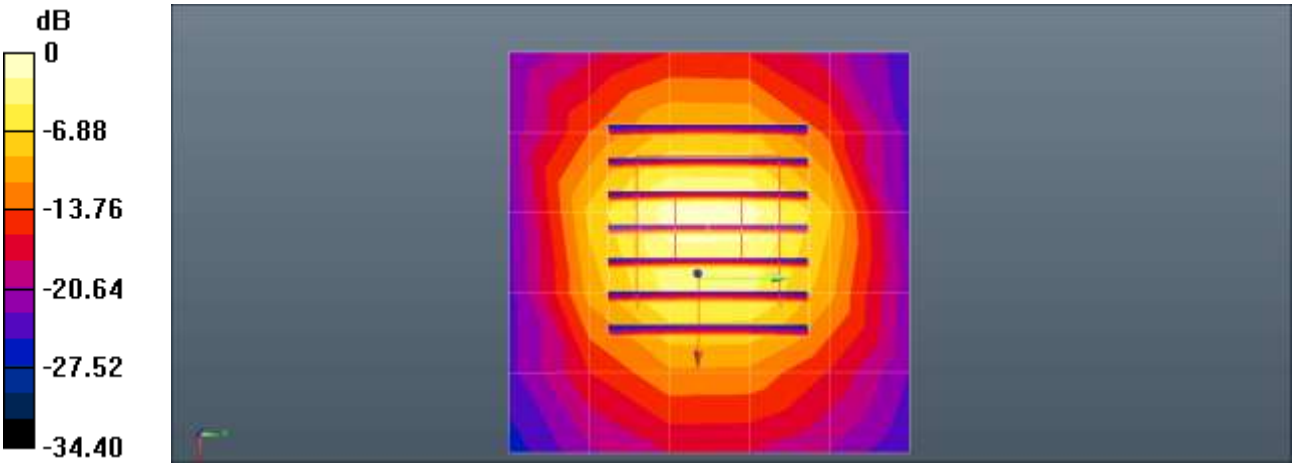


0 dB = 6.92 W/kg = 8.40 dBW/kg

## ■ Verification Data (3 700 ㎒ Head)

| | |
|---|---|
| Test Laboratory: | HCT CO., LTD |
| Input Power | 0.05 W |
| Liquid Temp: | 23.4 ℃ |
| Test Date: | 10/10/2023 |
| Band: | NR TDD Band n77 - SRS #3 MAIN4(Ant D) |

**DUT: D3700V2 - SN1066; Type: D3700V2; Serial: SN1066**

Communication System: UID 0, CW (0); Frequency: 3700 MHz;Duty Cycle: 1:1
Medium parameters used: f = 3700 MHz; σ = 3.098 S/m; $\varepsilon_r$ = 38.052; ρ = 1000 kg/m$^3$
Phantom section: Flat Section

DASY5 Configuration:

- Probe: EX3DV4 - SN7732; ConvF(7.44, 7.44, 7.44) @ 3700 MHz; Calibrated: 2023-06-20
- Sensor-Surface: 1.4mm (Mechanical Surface Detection)
- Electronics: DAE4 Sn1687; Calibrated: 2023-07-18
- Phantom: SAM with CRP v5.0(Front); Type: QD000P40CD; Serial: TP:xxxx
- Measurement SW: DASY52, Version 52.10 (4); SEMCAD X Version 14.6.14 (7483)

**Dipole/3700MHz Head Verification/Area Scan (6x6x1):** Measurement grid: dx=12mm, dy=12mm
Maximum value of SAR (measured) = 5.27 W/kg

**Dipole/3700MHz Head Verification/Zoom Scan (7x7x8)/Cube 0:** Measurement grid: dx=5mm, dy=5mm, dz=4mm
Reference Value = 47.80 V/m; Power Drift = 0.12 dB
Peak SAR (extrapolated) = 9.39 W/kg
**SAR(1 g) = 3.47 W/kg; SAR(10 g) = 1.29 W/kg**
Maximum value of SAR (measured) = 6.92 W/kg

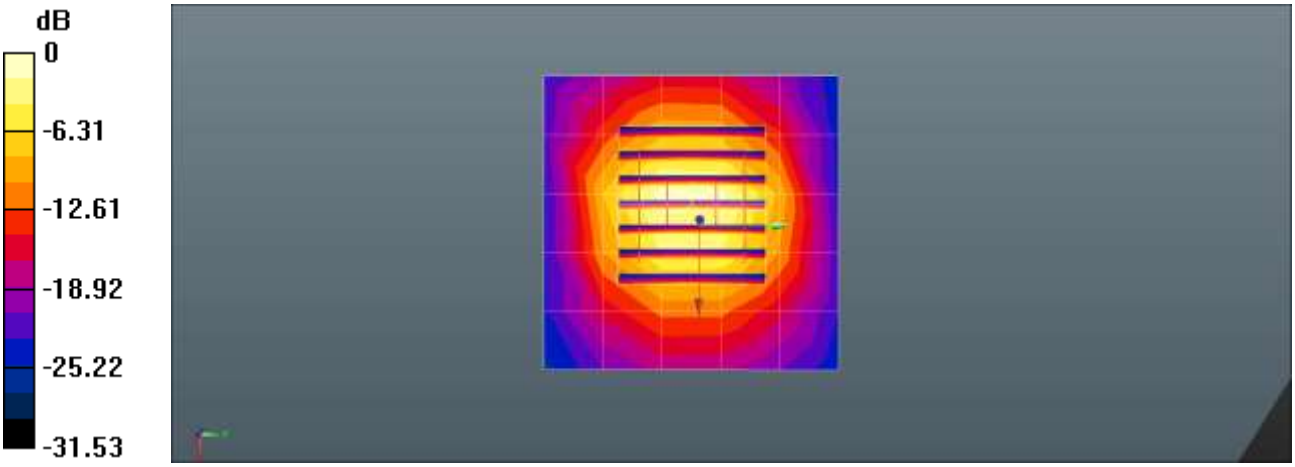


0 dB = 6.92 W/kg = 8.40 dBW/kg

## ■ Verification Data (3 900 MHz Head)

| | |
|---|---|
| Test Laboratory: | HCT CO., LTD |
| Input Power | 0.05 W |
| Liquid Temp: | 22.1 ℃ |
| Test Date: | 09/28/2023 |
| Band: | NR TDD Band n77 |

**DUT: D3900V2 - SN1019; Type: D3900V2; Serial: SN1019**

Communication System: UID 0, CW (0); Frequency: 3900 MHz;Duty Cycle: 1:1
Medium parameters used: f = 3900 MHz; $\sigma$ = 3.287 S/m; $\varepsilon_r$ = 38.78; $\rho$ = 1000 kg/m$^3$
Phantom section: Flat Section

DASY5 Configuration:

- Probe: EX3DV4 - SN7732; ConvF(7, 7, 7) @ 3900 MHz; Calibrated: 2023-06-20
- Sensor-Surface: 1.4mm (Mechanical Surface Detection)
- Electronics: DAE4 Sn1687; Calibrated: 2023-07-18
- Phantom: SAM with CRP v5.0(Front); Type: QD000P40CD; Serial: TP:xxxx
- Measurement SW: DASY52, Version 52.10 (4); SEMCAD X Version 14.6.14 (7483)

**Dipole/3900MHz Head Verification/Area Scan (6x6x1):** Measurement grid: dx=12mm, dy=12mm
Maximum value of SAR (measured) = 5.14 W/kg

**Dipole/3900MHz Head Verification/Zoom Scan (7x7x8)/Cube 0:** Measurement grid: dx=5mm, dy=5mm, dz=4mm
Reference Value = 47.68 V/m; Power Drift = 0.18 dB
Peak SAR (extrapolated) = 9.10 W/kg
**SAR(1 g) = 3.41 W/kg; SAR(10 g) = 1.22 W/kg**
Maximum value of SAR (measured) = 6.78 W/kg

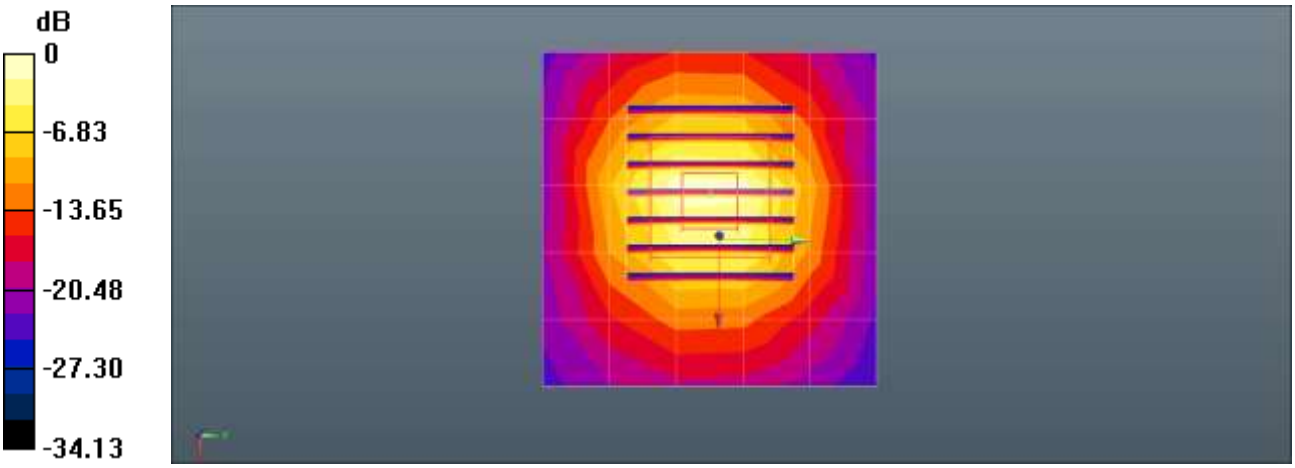


0 dB = 6.78 W/kg = 8.31 dBW/kg

## ■ Verification Data (3 900 MHz Head)

| | |
|---|---|
| Test Laboratory: | HCT CO., LTD |
| Input Power | 0.05 W |
| Liquid Temp: | 21.2 ℃ |
| Test Date: | 10/05/2023 |
| Band: | NR TDD Band n77 - SRS #1 MAIN3(Ant C) |

**DUT: D3900V2 - SN1019; Type: D3900V2; Serial: SN1019**

Communication System: UID 0, CW (0); Frequency: 3900 MHz;Duty Cycle: 1:1
Medium parameters used: f = 3900 MHz; $\sigma$ = 3.243 S/m; $\varepsilon_r$ = 37.836; $\rho$ = 1000 kg/m$^3$
Phantom section: Flat Section

DASY5 Configuration:

- Probe: EX3DV4 - SN7732; ConvF(7, 7, 7) @ 3900 MHz; Calibrated: 2023-06-20
- Sensor-Surface: 1.4mm (Mechanical Surface Detection)
- Electronics: DAE4 Sn1687; Calibrated: 2023-07-18
- Phantom: SAM with CRP v5.0(Front); Type: QD000P40CD; Serial: TP:xxxx
- Measurement SW: DASY52, Version 52.10 (4); SEMCAD X Version 14.6.14 (7483)

**Dipole/3900MHz Head Verification/Area Scan (6x6x1):** Measurement grid: dx=12mm, dy=12mm
Maximum value of SAR (measured) = 5.16 W/kg

**Dipole/3900MHz Head Verification/Zoom Scan (7x7x8)/Cube 0:** Measurement grid: dx=5mm, dy=5mm, dz=4mm
Reference Value = 47.09 V/m; Power Drift = 0.17 dB
Peak SAR (extrapolated) = 8.92 W/kg
**SAR(1 g) = 3.3 W/kg; SAR(10 g) = 1.18 W/kg**
Maximum value of SAR (measured) = 6.67 W/kg

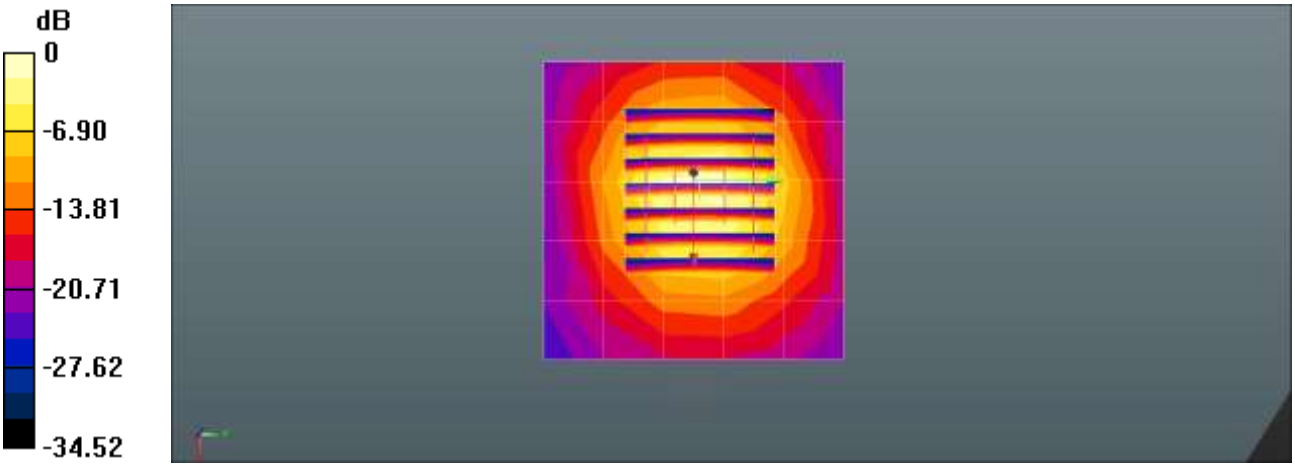


0 dB = 6.67 W/kg = 8.24 dBW/kg

## ■ Verification Data (3 900 ㎒ Head)

| | |
|---|---|
| Test Laboratory: | HCT CO., LTD |
| Input Power | 0.05 W |
| Liquid Temp: | 21.0 ℃ |
| Test Date: | 10/06/2023 |
| Band: | NR TDD Band n77 - SRS #2 SUB5(Ant I) |

**DUT: D3900V2 - SN1019; Type: D3900V2; Serial: SN1019**

Communication System: UID 0, CW (0); Frequency: 3900 MHz;Duty Cycle: 1:1
Medium parameters used: f = 3900 MHz; σ = 3.243 S/m; $\varepsilon_r$ = 37.831; ρ = 1000 kg/m$^3$
Phantom section: Flat Section

DASY5 Configuration:

- Probe: EX3DV4 - SN7732; ConvF(7, 7, 7) @ 3900 MHz; Calibrated: 2023-06-20
- Sensor-Surface: 1.4mm (Mechanical Surface Detection)
- Electronics: DAE4 Sn1687; Calibrated: 2023-07-18
- Phantom: SAM with CRP v5.0(Front); Type: QD000P40CD; Serial: TP:xxxx
- Measurement SW: DASY52, Version 52.10 (4); SEMCAD X Version 14.6.14 (7483)

**Dipole/3900MHz Head Verification/Area Scan (6x6x1):** Measurement grid: dx=12mm, dy=12mm
Maximum value of SAR (measured) = 5.17 W/kg

**Dipole/3900MHz Head Verification/Zoom Scan (7x7x8)/Cube 0:** Measurement grid: dx=5mm, dy=5mm, dz=4mm
Reference Value = 47.14 V/m; Power Drift = 0.15 dB
Peak SAR (extrapolated) = 8.93 W/kg
**SAR(1 g) = 3.29 W/kg; SAR(10 g) = 1.18 W/kg**
Maximum value of SAR (measured) = 6.68 W/kg

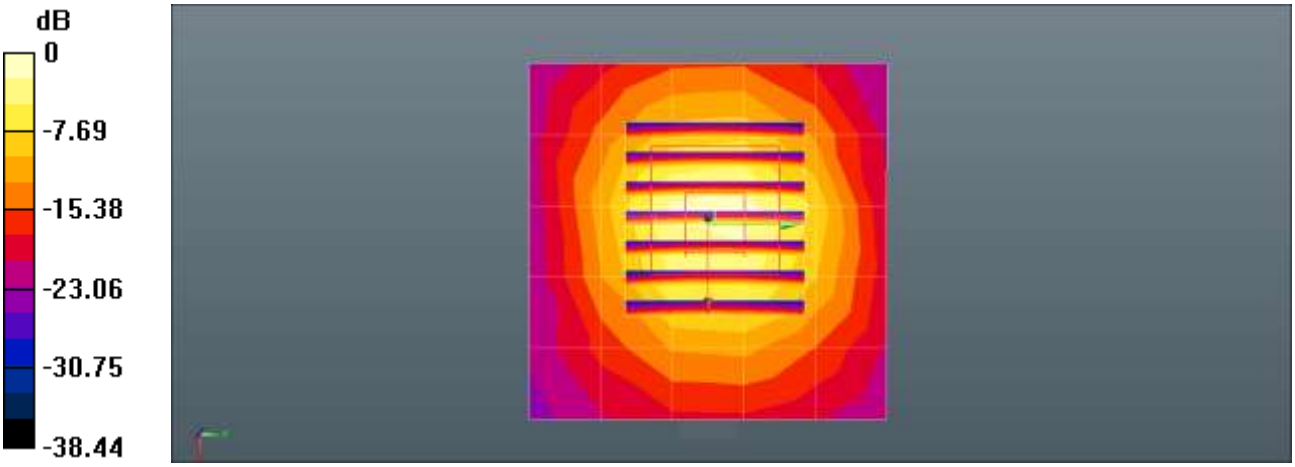


0 dB = 6.68 W/kg = 8.25 dBW/kg

## ■ Verification Data (3 900 ㎒ Head)

| | |
|---|---|
| Test Laboratory: | HCT CO., LTD |
| Input Power | 0.05 W |
| Liquid Temp: | 23.4 ℃ |
| Test Date: | 10/10/2023 |
| Band: | NR TDD Band n77 - SRS #3 MAIN4(Ant D) |

**DUT: D3900V2 - SN1019; Type: D3900V2; Serial: SN1019**

Communication System: UID 0, CW (0); Frequency: 3900 MHz;Duty Cycle: 1:1
Medium parameters used: f = 3900 MHz; σ = 3.244 S/m; $\varepsilon_r$ = 37.828; ρ = 1000 kg/m$^3$
Phantom section: Flat Section

DASY5 Configuration:

- Probe: EX3DV4 - SN7732; ConvF(7, 7, 7) @ 3900 MHz; Calibrated: 2023-06-20
- Sensor-Surface: 1.4mm (Mechanical Surface Detection)
- Electronics: DAE4 Sn1687; Calibrated: 2023-07-18
- Phantom: SAM with CRP v5.0(Front); Type: QD000P40CD; Serial: TP:xxxx
- Measurement SW: DASY52, Version 52.10 (4); SEMCAD X Version 14.6.14 (7483)

**Dipole/3900MHz Head Verification/Area Scan (6x6x1):** Measurement grid: dx=12mm, dy=12mm
Maximum value of SAR (measured) = 5.16 W/kg

**Dipole/3900MHz Head Verification/Zoom Scan (7x7x8)/Cube 0:** Measurement grid: dx=5mm, dy=5mm, dz=4mm
Reference Value = 47.31 V/m; Power Drift = 0.12 dB
Peak SAR (extrapolated) = 8.99 W/kg
**SAR(1 g) = 3.31 W/kg; SAR(10 g) = 1.18 W/kg**
Maximum value of SAR (measured) = 6.73 W/kg

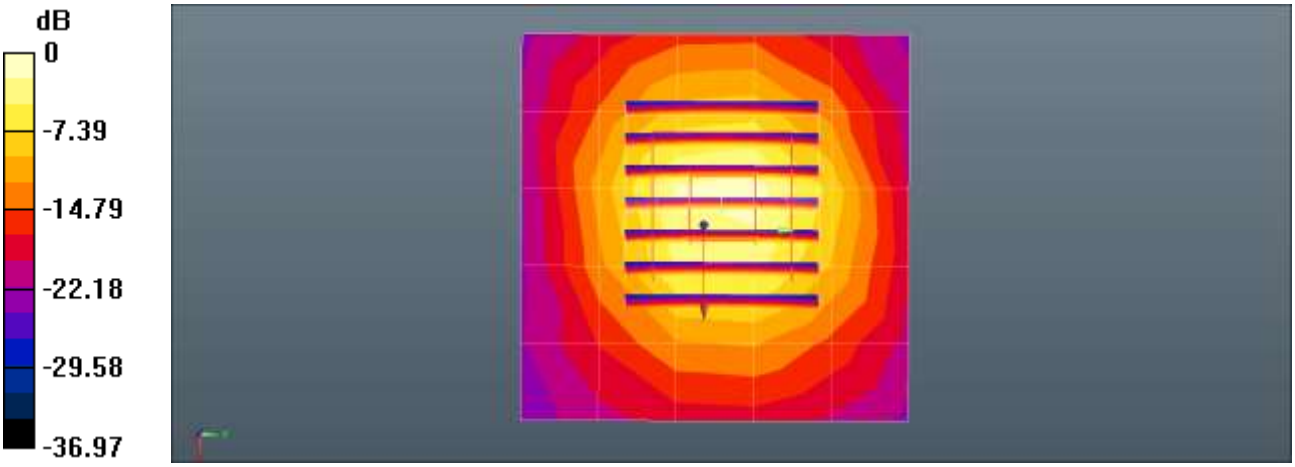


0 dB = 6.73 W/kg = 8.28 dBW/kg

**– Extremity SAR**

■ **Verification Data (13 MHz Head)**

| | |
|---|---|
| Test Laboratory: | HCT CO., LTD |
| Input Power | 0.05 W |
| Liquid Temp: | 21.3 ℃ |
| Test Date: | 09/142023 |
| Band: | NFC |

**DUT: CLA-13; Type: CLA-13; Serial: 1016**

Communication System: UID 0, NFC (0); Frequency: 13 MHz;Duty Cycle: 1:1
Medium parameters used: f = 13 MHz; σ = 0.724 S/m; $\varepsilon_r$ = 54.404; ρ = 1000 kg/m$^3$
Phantom section: Flat Section

DASY5 Configuration:

- Probe: ES3DV3 - SN3076; ConvF(5.8, 5.8, 5.8) @ 13 MHz; Calibrated: 2023-07-18
- Sensor-Surface: 3mm (Mechanical Surface Detection)
- Electronics: DAE4 Sn869; Calibrated: 2023-03-23
- Phantom: ELI v5.0 Left; Type: QDOVA002AA; Serial: TP:xxxx
- Measurement SW: DASY52, Version 52.10 (4); SEMCAD X Version 14.6.14 (7501)

**CLA-13/13MHz Head Verification/Area Scan (26x26x1):** Measurement grid: dx=10mm, dy=10mm
Maximum value of SAR (measured) = 0.0286 W/kg

**CLA-13/13MHz Head Verification/Zoom Scan (9x9x8)/Cube 0:** Measurement grid: dx=4mm, dy=4mm, dz=1.4mm
Reference Value = 6.593 V/m; Power Drift = 0.13 dB
Peak SAR (extrapolated) = 0.0580 W/kg
**SAR(1 g) = 0.028 W/kg; SAR(10 g) = 0.018 W/kg**
Maximum value of SAR (measured) = 0.0334 W/kg

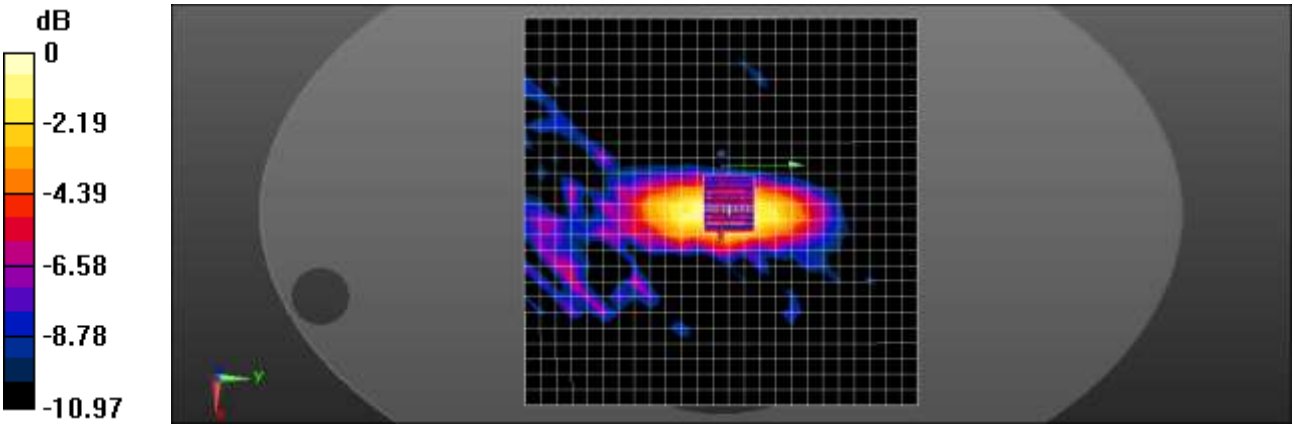


0 dB = 0.0334 W/kg = -14.76 dBW/kg

# Appendix D. – SAR Tissue Characterization

The brain and muscle mixtures consist of a viscous gel using hydrox-ethyl cellulose (HEC) gelling agent and saline solution (see Table 3.1). Preservation with a bacteriacide is added and visual inspection is made to make sure air bubbles are not trapped during the mixing process. The mixture is calibrated to obtain proper dielectric constant (permittivity) and conductivity of the desired tissue. The mixture characterizations used for the brain and muscle tissue simulating liquids are according to the data by C. Gabriel and G. Harts grove.

| Ingredients (% by weight) | Frequency (MHz) | | | | | | | | | | | |
|---|---|---|---|---|---|---|---|---|---|---|---|---|
| | 750 | | 835 | | 1 750 | | 1 900 | | 2 450 – 2 700 | | 3500 - 5 800 | |
| Tissue Type | Head | Body | Head | Body | Head | Body | Head | Body | Head | Body | Head | Body |
| Water | 41.1 | 51.7 | 40.45 | 53.06 | 52.6 | 68.8 | 54.9 | 70.17 | 71.88 | 73.2 | 65.52 | 78.66 |
| Salt (NaCl) | 1.4 | 0.9 | 1.45 | 0.94 | 0.4 | 0.2 | 0.18 | 0.39 | 0.16 | 0.1 | 0.0 | 0.0 |
| Sugar | 57.0 | 47.2 | 57.0 | 44.9 | 0.0 | 0.0 | 0.0 | 0 | 0.0 | 0.0 | 0.0 | 0.0 |
| HEC | 0.2 | 0 | 1.0 | 1.0 | 0.0 | 0.0 | 0.0 | 0 | 0.0 | 0.0 | 0.0 | 0.0 |
| Bactericide | 0.2 | 0.1 | 0.1 | 0.1 | 0.0 | 0.0 | 0.0 | 0 | 0.0 | 0.0 | 0.0 | 0.0 |
| Triton X-100 | 0.0 | 0.0 | 0.0 | 0.0 | 0.0 | 0.0 | 0.0 | 0.0 | 19.97 | 0.0 | 17.24 | 10.67 |
| DGBE | 0.0 | 0.0 | 0.0 | 0.0 | 47 | 31 | 44.92 | 29.44 | 7.99 | 26.7 | 0.0 | 0.0 |
| Diethylene glycol hexyl ether | - | - | - | - | - | - | - | - | - | - | - | - |

| | | | |
|---|---|---|---|
| Salt: | 99 % Pure Sodium Chloride | Sugar: | 98 % Pure Sucrose |
| Water: | De-ionized, 16M resistivity | HEC: | Hydroxyethyl Cellulose |
| DGBE: | 99 % Di(ethylene glycol) butyl ether,[2-(2-butoxyethoxy) ethanol] | | |
| Triton X-100(ultra-pure): | Polyethylene glycol mono[4-(1,1,3,3-tetramethylbutyl)phenyl] ether | | |

Composition of the Tissue Equivalent Matter

# Appendix E. – SAR System Validation

Per FCC KCB 865664 D02v01r02, SAR system validation status should be document to confirm measurement accuracy. The SAR systems (including SAR probes, system components and software versions) used for this device were validated against its performance specifications prior to the SAR measurements. Reference dipoles were used with the required tissue- equivalent media for system validation, according to the procedures outlined in IEEE 1528-2013 and FCC KDB 865664 D01v01r04. Since SAR probe calibrations are frequency dependent, each probe calibration point was validated at a frequency within the valid frequency range of the probe calibration point, using the system that normally operates with the probe for routine SAR measurements and according to the required tissue-equivalent media.
A tabulated summary of the system validation status including the validation date(s), measurement frequencies, SAR probes and tissue dielectric parameters has been included.

| SAR System No. | Probe | Probe Type | Probe Calibration Point | | Dipole | Date | Dielectric Parameters | | CW Validation | | | Modulation Validation | | |
|---|---|---|---|---|---|---|---|---|---|---|---|---|---|---|
| | | | | | | | Measured Permittivity | Measured Conductivity | Sensitivity | Probe Linearity | Probe Isotropy | MOD. Type | Duty Factor | PAR |
| 10 | 3076 | ES3DV3 | Head | 750 | 1014 | 2023-08-30 | 41.9 | 0.89 | PASS | PASS | PASS | N/A | N/A | N/A |
| 8 | 7654 | EX3DV4 | Head | 835 | 4d165 | 2023-05-25 | 41.5 | 0.90 | PASS | PASS | PASS | GMSK | PASS | N/A |
| 10 | 3076 | ES3DV3 | Head | 835 | 4d165 | 2023-08-30 | 41.5 | 0.90 | PASS | PASS | PASS | N/A | N/A | N/A |
| 9 | 7309 | EX3DV4 | Head | 835 | 4d165 | 2023-06-23 | 41.5 | 0.90 | PASS | PASS | PASS | N/A | N/A | N/A |
| 20 | 7732 | EX3DV4 | Head | 835 | 4d165 | 2023-06-21 | 41.5 | 0.90 | PASS | PASS | PASS | N/A | N/A | N/A |
| 10 | 3076 | EX3DV4 | Head | 1750 | 2d015 | 2023-08-30 | 40.1 | 1.37 | PASS | PASS | PASS | GMSK | PASS | N/A |
| 20 | 7732 | EX3DV4 | Head | 1750 | 2d015 | 2023-06-21 | 40.1 | 1.37 | PASS | PASS | PASS | N/A | N/A | N/A |
| 9 | 7309 | EX3DV4 | Head | 1750 | 2d015 | 2023-06-23 | 40.1 | 1.37 | PASS | PASS | PASS | N/A | N/A | N/A |
| 3 | 3903 | EX3DV4 | Head | 1750 | 2d015 | 2023-07-25 | 40.1 | 1.37 | PASS | PASS | PASS | N/A | N/A | N/A |
| 10 | 3076 | ES3DV3 | Head | 1900 | 5d061 | 2023-08-30 | 40.0 | 1.40 | PASS | PASS | PASS | GMSK | PASS | N/A |
| 20 | 7732 | EX3DV4 | Head | 1900 | 5d061 | 2023-02-22 | 40.0 | 1.40 | PASS | PASS | PASS | N/A | N/A | N/A |
| 9 | 7309 | EX3DV4 | Head | 1900 | 5d061 | 2023-06-22 | 40.0 | 1.40 | PASS | PASS | PASS | N/A | N/A | N/A |
| 3 | 3903 | EX3DV4 | Head | 1900 | 5d061 | 2023-07-22 | 40.0 | 1.40 | PASS | PASS | PASS | N/A | N/A | N/A |
| 8 | 7654 | EX3DV4 | Head | 2450 | 1049 | 2023-05-30 | 39.2 | 1.80 | PASS | PASS | PASS | OFDM | N/A | PASS |
| 20 | 7732 | EX3DV4 | Head | 2600 | 1106 | 2023-06-21 | 39.0 | 1.96 | PASS | PASS | PASS | TDD | PASS | NA |
| 6 | 7370 | EX3DV4 | Head | 2600 | 1106 | 2023-09-22 | 39.0 | 1.96 | PASS | PASS | PASS | TDD | PASS | NA |
| 20 | 7732 | EX3DV4 | Head | 3500 | 1040 | 2023-06-21 | 37.9 | 2.91 | PASS | PASS | PASS | TDD | PASS | NA |
| 20 | 7732 | EX3DV4 | Head | 3700 | 1066 | 2023-06-22 | 37.7 | 3.12 | PASS | PASS | PASS | TDD | PASS | NA |
| 20 | 7732 | EX3DV4 | Head | 3900 | 1019 | 2023-06-23 | 37.5 | 3.32 | PASS | PASS | PASS | TDD | PASS | NA |
| 20 | 7702 | EX3DV4 | Head | 5250 | 1317 | 2023-06-23 | 35.9 | 4.71 | PASS | PASS | PASS | OFDM | N/A | PASS |
| 2 | 3797 | EX3DV4 | Head | 5250 | 1317 | 2023-05-19 | 35.9 | 4.71 | PASS | PASS | PASS | OFDM | N/A | PASS |
| 20 | 7702 | EX3DV4 | Head | 5600 | 1317 | 2023-06-23 | 35.5 | 5.07 | PASS | PASS | PASS | OFDM | N/A | PASS |
| 2 | 3797 | EX3DV4 | Head | 5600 | 1317 | 2023-05-19 | 35.5 | 5.07 | PASS | PASS | PASS | OFDM | N/A | PASS |
| 2 | 3797 | EX3DV4 | Head | 5750 | 1317 | 2023-05-19 | 35.4 | 5.22 | PASS | PASS | PASS | OFDM | N/A | PASS |
| 2 | 3797 | EX3DV4 | Head | 5800 | 1317 | 2023-05-19 | 35.3 | 5.22 | PASS | PASS | PASS | OFDM | N/A | PASS |

SAR System Validation Summary 1g

| SAR System No. | Probe | Probe Type | Probe Calibration Point | | Dipole | Date | Dielectric Parameters | | CW Validation | | | Modulation Validation | | |
|---|---|---|---|---|---|---|---|---|---|---|---|---|---|---|
| | | | | | | | Measured Permittivity | Measured Conductivity | Sensitivity | Probe Linearity | Probe Isotropy | MOD. Type | Duty Factor | PAR |
| 10 | 3076 | ES3DV3 | Head | 13 | 1016 | 2023-09-22 | 54.5 | 0.73 | PASS | PASS | PASS | N/A | N/A | N/A |
| 20 | 7702 | EX3DV4 | Head | 5250 | 1317 | 2023-06-23 | 35.9 | 4.71 | PASS | PASS | PASS | OFDM | N/A | PASS |
| 2 | 3797 | EX3DV4 | Head | 5250 | 1317 | 2023-05-19 | 35.9 | 4.71 | PASS | PASS | PASS | OFDM | N/A | PASS |
| 20 | 7702 | EX3DV4 | Head | 5600 | 1317 | 2023-06-23 | 35.5 | 5.07 | PASS | PASS | PASS | OFDM | N/A | PASS |
| 2 | 3797 | EX3DV4 | Head | 5600 | 1317 | 2023-05-19 | 35.5 | 5.07 | PASS | PASS | PASS | OFDM | N/A | PASS |
| 2 | 3797 | EX3DV4 | Head | 5800 | 1317 | 2023-05-19 | 35.3 | 5.22 | PASS | PASS | PASS | OFDM | N/A | PASS |

SAR System Validation Summary – Extremity SAR Considerations

**Note;**
All measurement were performed using probes calibrated for CW signal only. Modulations in the table above represent test configurations for which the measurement system has been validated per FCC KDB Publication 865664 D01v01r04. SAR system were validated for modulated signals with a periodic duty cycle, such as GMSK, or with a high peak to average ratio (>5 dB), such as OFDM according to KDB 865664 D01v01r04.