APPENDIX B: SAR DIPOLE VERIFICATION PLOTS

ELEMENT

DUT: Dipole 13.0 MHz; Type: CLA-13 - SN1002

Communication System: UID: 0, CW; Frequency: 13.0 MHz
Medium: 30 Head; Medium parameters used:
f = 13.0 MHz; cond = 0.725 S/m; perm = 53.2; density = 1000 kg/m3
Phantom Section: Flat; Space: 0 mm

Test Date: 10/14/2023; Ambient Temp: 22.5°C; Tissue Temp: 22.5°C

Probe: EX3DV4 - SN7417; ConvF:(18.67,18.67,18.67); 2023-02-08
Sensor-Surface: 1.4mm (VMS + 6p)
Electronics: DAE4 Sn665; 2023-02-15
Phantom: ELI V8.0 (20deg probe tilt); Serial: 2077
Measurement SW: DASY Module SAR V16.2.0.1425

13.0 MHz System Verification at 30.0 dBm (1000 mW)

Area Scan (40.0 x 90.0): Measurement grid: dx=10.0 mm, dy=15.0 mm
Zoom Scan (30.0 x 30.0 x 30.0): Measurement grid: dx=6.0 mm, dy=6.0 mm, dz=1.5 mm; Graded Ratio: 1.5
Peak SAR (extrapolated) = 1.04 W/kg
SAR(1 g) = 0.508 W/kg; SAR(10 g) = 0.314 W/kg
Deviation (1 g) = -2.87%; Deviation (10 g) = -3.98%



ELEMENT

DUT: D750V3 - SN1003; Type: D750V3; Serial: SN1003

Communication System: UID 0, CW; Frequency: 750 MHz; Duty Cycle: 1:1
Medium: 750 Head Medium parameters used:
f = 750 MHz; σ = 0.877 S/m; ε_r = 43.09; ρ = 1000 kg/m^3
Phantom section: Flat Section; Space: 1.5 cm

Test Date: 09/20/2023; Ambient Temp: 19.8°C; Tissue Temp: 20.5°C

Probe: EX3DV4 - SN7402; ConvF(10.21, 10.21, 10.21) @ 750 MHz; Calibrated: 5/10/2023
Sensor-Surface: 1.4mm (Mechanical Surface Detection)
Electronics: DAE4 Sn1502; Calibrated: 6/27/2023
Phantom: Twin-SAM V5.0; Type: QD 000 P40 CD; Serial: 1626
Measurement SW: DASY52, Version 52.10 (4);SEMCAD X Version 14.6.14 (7501)

750 MHz System Verification at 23.0 dBm (200 mW)

Area Scan (7x15x1): Measurement grid: dx=15mm, dy=15mm
Zoom Scan (5x5x7)/Cube 0: Measurement grid: dx=8mm, dy=8mm, dz=5mm
Peak SAR (extrapolated) = 2.45 W/kg
SAR(1 g) = 1.65 W/kg; SAR(10 g) = 1.1 W/kg
Deviation(1 g) = -2.71%; Deviation(10 g) = -1.08%

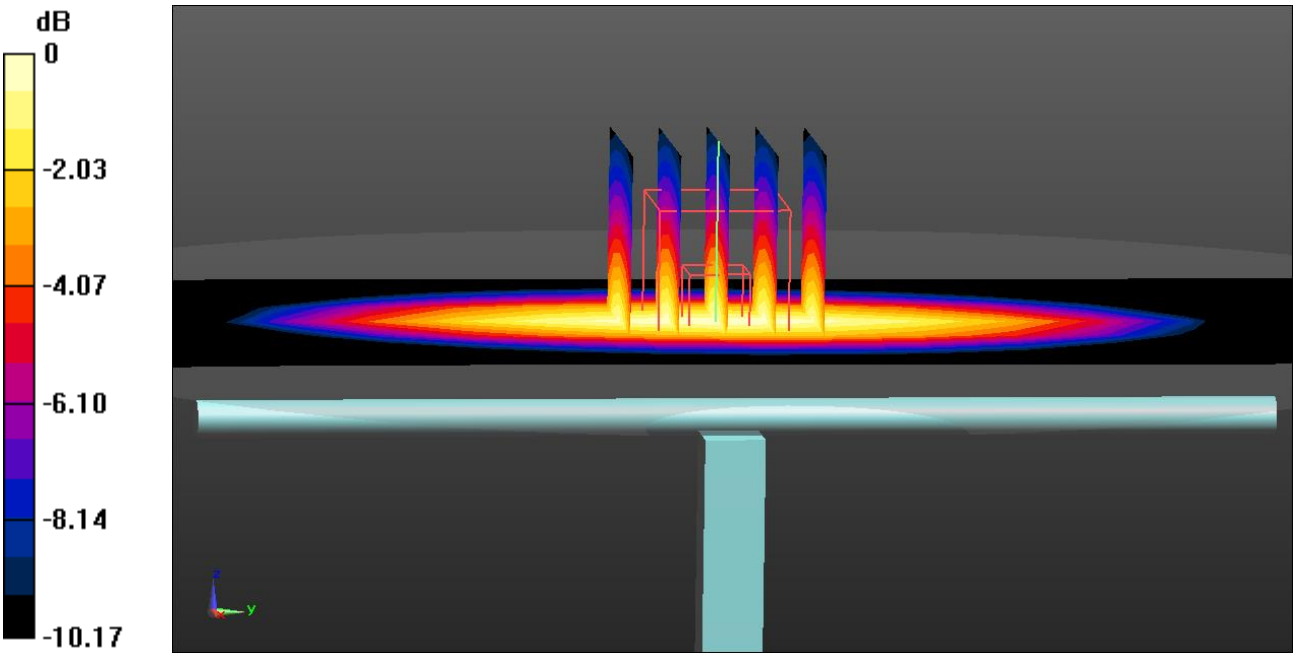

0 dB = 2.18 W/kg = 3.38 dBW/kg

ELEMENT

DUT: D750V3 - SN1003; Type: D750V3; Serial: SN1003

Communication System: UID 0, CW; Frequency: 750 MHz; Duty Cycle: 1:1
Medium: 750 Head Medium parameters used:
f = 750 MHz; σ = 0.887 S/m; ε_r = 41.823; ρ = 1000 kg/m^3
Phantom section: Flat Section; Space: 1.5 cm

Test Date: 09/21/2023; Ambient Temp: 21.0°C; Tissue Temp: 20.3°C

Probe: EX3DV4 - SN7402; ConvF(10.21, 10.21, 10.21) @ 750 MHz; Calibrated: 5/10/2023
Sensor-Surface: 1.4mm (Mechanical Surface Detection)
Electronics: DAE4 Sn1502; Calibrated: 6/27/2023
Phantom: Twin-SAM V5.0; Type: QD 000 P40 CD; Serial: 1626
Measurement SW: DASY52, Version 52.10 (4);SEMCAD X Version 14.6.14 (7501)

750 MHz System Verification at 23.0 dBm (200 mW)

Area Scan (7x15x1): Measurement grid: dx=15mm, dy=15mm
Zoom Scan (5x5x7)/Cube 0: Measurement grid: dx=8mm, dy=8mm, dz=5mm
Peak SAR (extrapolated) = 2.33 W/kg
SAR(1 g) = 1.57 W/kg; SAR(10 g) = 1.04 W/kg
Deviation(1 g) = -7.43%; Deviation(10 g) = -6.47%

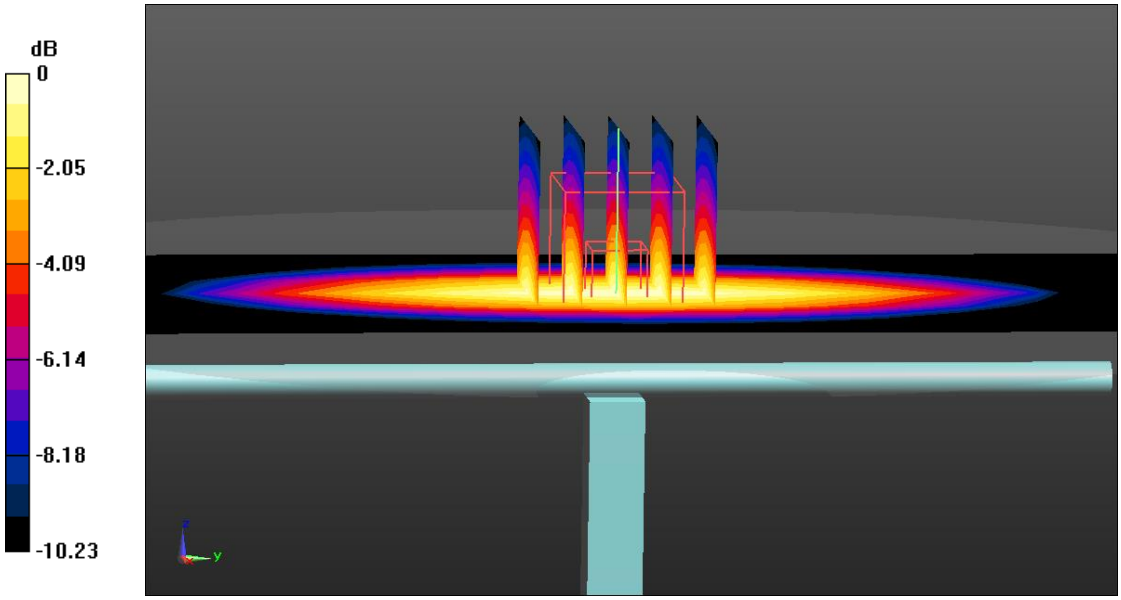

0 dB = 2.08 W/kg = 3.18 dBW/kg

ELEMENT

DUT: Dipole 750.0 MHz; Type: D750V3 - SN1046

Communication System: UID: 0, CW; Frequency: 750.0 MHz
Medium: 750 Head; Medium parameters used:
f = 750.0 MHz; cond = 0.904 S/m; perm = 40.5; density = 1000 kg/m3
Phantom Section: Flat; Space: 15 mm

Test Date: 10/05/2023; Ambient Temp: 21.4°C; Tissue Temp: 21.1°C

Probe: EX3DV4 - SN7640; ConvF:(10.91,10.91,10.91); 2023-02-10
Sensor-Surface: 1.4mm (All points)
Electronics: DAE4 Sn1645; 2023-02-16
Phantom: Twin-SAM V5.0 (30deg probe tilt); Serial: 1868
Measurement SW: DASY Module SAR V16.2.0.1425

750.0 MHz System Verification at 23.0 dBm (200 mW)

Area Scan (40.0 x 90.0): Measurement grid: dx=10.0 mm, dy=15.0 mm
Zoom Scan (30.0 x 30.0 x 30.0): Measurement grid: dx=6.0 mm, dy=6.0 mm, dz=1.5 mm; Graded Ratio: 1.5
Peak SAR (extrapolated) = 2.67 W/kg
SAR(1 g) = 1.70 W/kg; SAR(10 g) = 1.12 W/kg
Deviation (1 g) = -2.19%; Deviation (10 g) = -1.75%

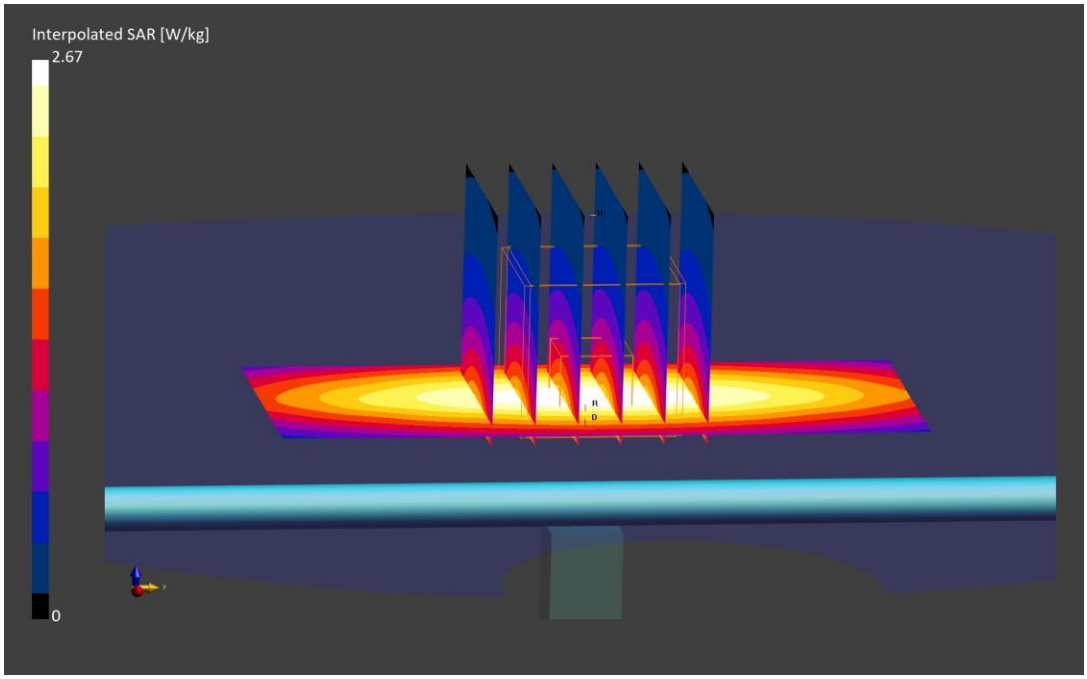

ELEMENT

DUT: Dipole 750.0 MHz; Type: D750V3 - SN1046

Communication System: UID: 0, CW; Frequency: 750.0 MHz
Medium: 750 Head; Medium parameters used:
f = 750.0 MHz; cond = 0.900 S/m; perm = 40.2; density = 1000 kg/m3
Phantom Section: Flat; Space: 15 mm

Test Date: 10/09/2023; Ambient Temp: 22.4°C; Tissue Temp: 20.3°C

Probe: EX3DV4 - SN7640; ConvF:(10.91,10.91,10.91); 2023-02-10
Sensor-Surface: 1.4mm (VMS + 6p)
Electronics: DAE4 Sn1645; 2023-02-16
Phantom: Twin-SAM V5.0 (30deg probe tilt); Serial: 1868
Measurement SW: DASY Module SAR V16.2.0.1425

750.0 MHz System Verification at 23.0 dBm (200 mW)

Area Scan (40.0 x 90.0): Measurement grid: dx=10.0 mm, dy=15.0 mm
Zoom Scan (30.0 x 30.0 x 30.0): Measurement grid: dx=6.0 mm, dy=6.0 mm, dz=1.5 mm; Graded Ratio: 1.5
Peak SAR (extrapolated) = 2.67 W/kg
SAR(1 g) = 1.69 W/kg; SAR(10 g) = 1.10 W/kg
Deviation (1 g) = -2.76%; Deviation (10 g) = -3.51%

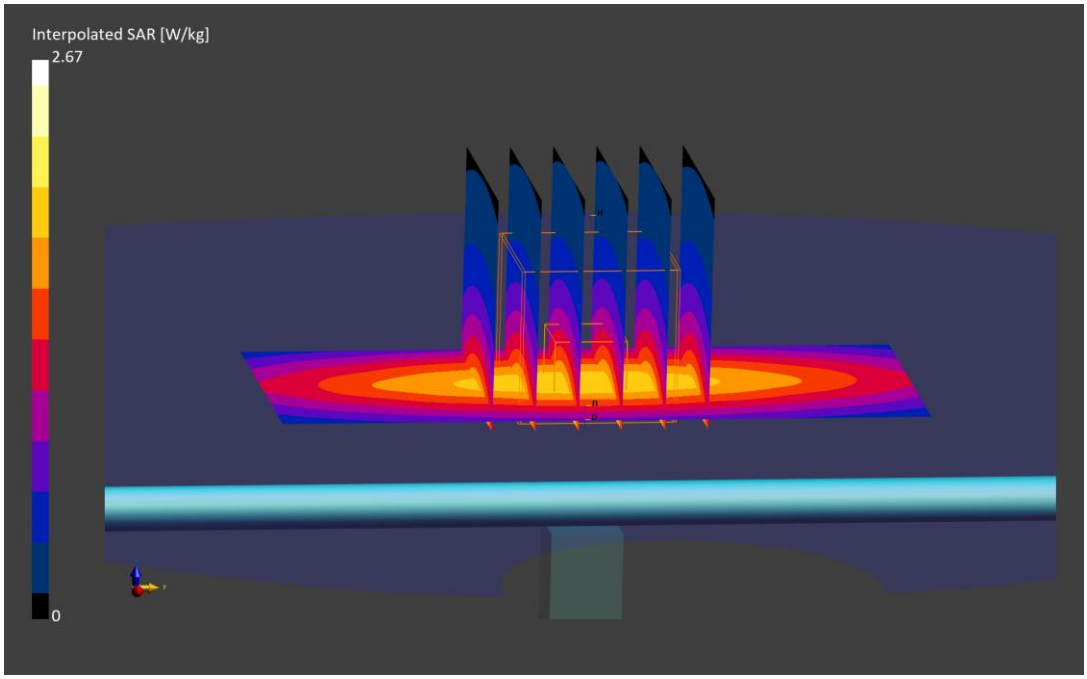

ELEMENT

DUT: Diploe 835 MHz; Type: D835V2; Serial: SN4d119

Communication System: UID 0, CW; Frequency: 835 MHz; Duty Cycle: 1:1
Medium: 835 Head Medium parameters used:
f = 835 MHz; σ = 0.878 S/m; ε_r = 41.612; ρ = 1000 kg/m^3
Phantom section: Flat Section; Space: 1.5 cm

Test Date: 09/06/2023; Ambient Temp: 22.2°C; Tissue Temp: 21.1°C

Probe: EX3DV4 - SN7637; ConvF(10.23, 10.23, 10.23) @ 835 MHz; Calibrated: 3/16/2023
Sensor-Surface: 1.4mm (Mechanical Surface Detection)
Electronics: DAE4 Sn1652; Calibrated: 3/16/2023
Phantom: Twin-SAM V4.0; Type: QD 000 P40 CC; Serial: 1596
Measurement SW: DASY52, Version 52.10 (4);SEMCAD X Version 14.6.14 (7501)

835 MHz System Verification at 23.0 dBm (200 mW)

Area Scan (7x14x1): Measurement grid: dx=15mm, dy=15mm
Zoom Scan (5x5x7)/Cube 0: Measurement grid: dx=8mm, dy=8mm, dz=5mm
Peak SAR (extrapolated) = 2.67 W/kg
SAR(1 g) = 1.8 W/kg; SAR(10 g) = 1.18 W/kg
Deviation(1 g) = -7.41%; Deviation(10 g) = -7.52%

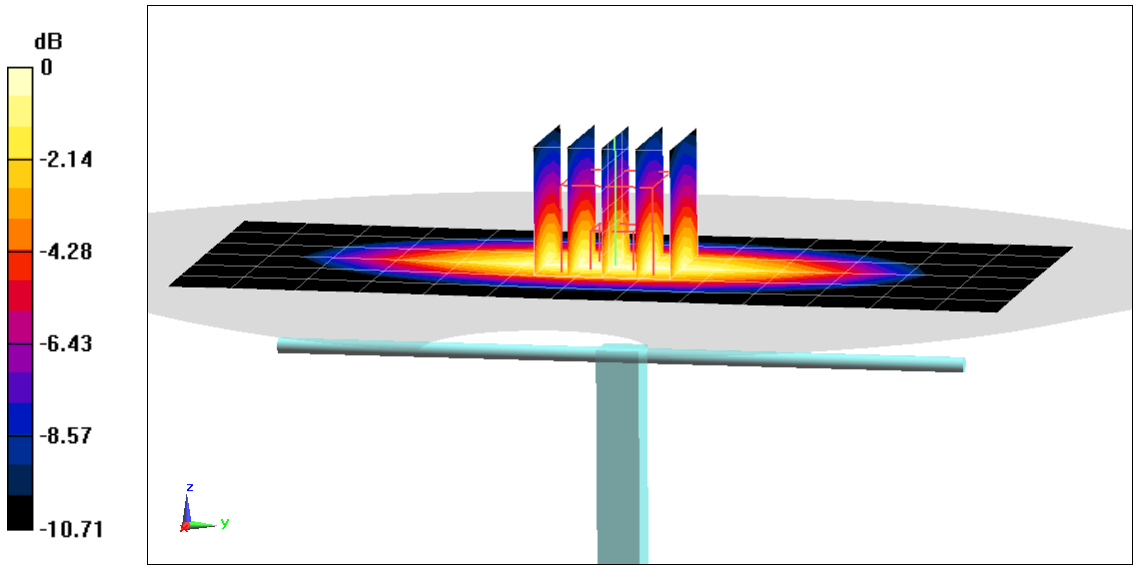

0 dB = 2.39 W/kg = 3.78 dBW/kg

ELEMENT

DUT: Diploe 835 MHz; Type: D835V2; Serial: SN4d119

Communication System: UID 0, CW; Frequency: 835 MHz; Duty Cycle: 1:1
Medium: 835 Head Medium parameters used:
f = 835 MHz; σ = 0.903 S/m; ε_r = 41.991; ρ = 1000 kg/m^3
Phantom section: Flat Section; Space: 1.5 cm

Test Date: 09/11/2023; Ambient Temp: 21.8°C; Tissue Temp: 21.4°C

Probe: EX3DV4 - SN7637; ConvF(10.23, 10.23, 10.23) @ 835 MHz; Calibrated: 3/16/2023
Sensor-Surface: 1.4mm (Mechanical Surface Detection)
Electronics: DAE4 Sn1652; Calibrated: 3/16/2023
Phantom: Twin-SAM V4.0; Type: QD 000 P40 CC; Serial: 1596
Measurement SW: DASY52, Version 52.10 (4);SEMCAD X Version 14.6.14 (7501)

835 MHz System Verification at 23.0 dBm (200 mW)

Area Scan (7x14x1): Measurement grid: dx=15mm, dy=15mm
Zoom Scan (5x5x7)/Cube 0: Measurement grid: dx=8mm, dy=8mm, dz=5mm
Peak SAR (extrapolated) = 2.80 W/kg
SAR(1 g) = 1.9 W/kg; SAR(10 g) = 1.23 W/kg
Deviation(1 g) = -2.26%; Deviation(10 g) = -3.61%

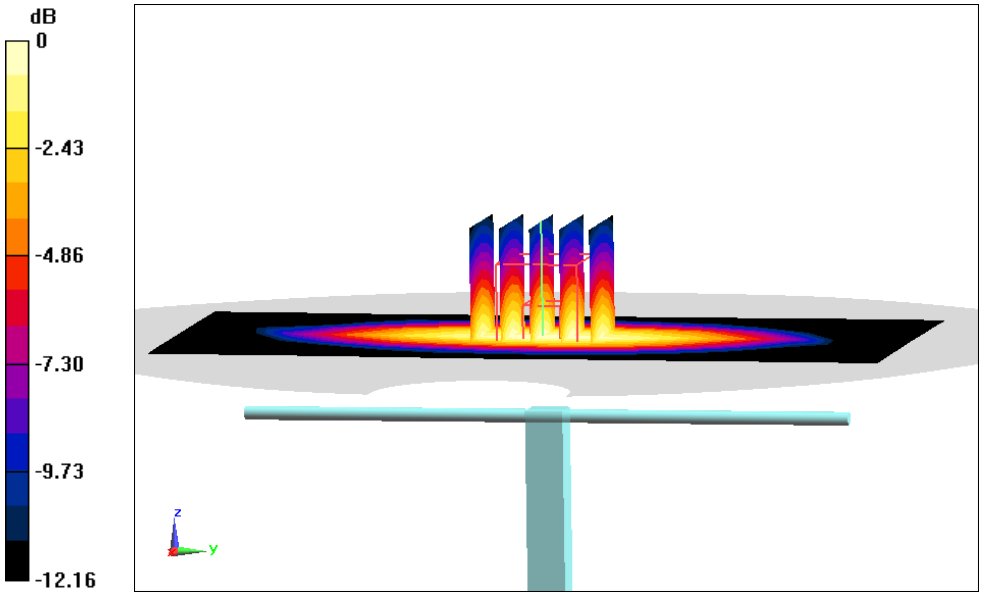

0 dB = 2.51 W/kg = 4.00 dBW/kg

ELEMENT

DUT: Diploe 835 MHz; Type: D835V2; Serial: SN4d119

Communication System: UID 0, CW; Frequency: 835 MHz; Duty Cycle: 1:1
Medium: 835 Head Medium parameters used:
f = 835 MHz; σ = 0.9 S/m; ε_r = 41.974; ρ = 1000 kg/m^3
Phantom section: Flat Section; Space: 1.5 cm

Test Date: 09/18/2023; Ambient Temp: 22.6°C; Tissue Temp: 23.1°C

Probe: EX3DV4 - SN7637; ConvF(10.23, 10.23, 10.23) @ 835 MHz; Calibrated: 3/16/2023
Sensor-Surface: 1.4mm (Mechanical Surface Detection)
Electronics: DAE4 Sn1652; Calibrated: 3/16/2023
Phantom: Twin-SAM V4.0; Type: QD 000 P40 CC; Serial: 1596
Measurement SW: DASY52, Version 52.10 (4);SEMCAD X Version 14.6.14 (7501)

835 MHz System Verification at 23.0 dBm (200 mW)

Area Scan (7x14x1): Measurement grid: dx=15mm, dy=15mm
Zoom Scan (5x5x7)/Cube 0: Measurement grid: dx=8mm, dy=8mm, dz=5mm
Peak SAR (extrapolated) = 2.89 W/kg
SAR(1 g) = 1.95 W/kg; SAR(10 g) = 1.26 W/kg
Deviation(1 g) = 0.31%; Deviation(10 g) = -1.25%

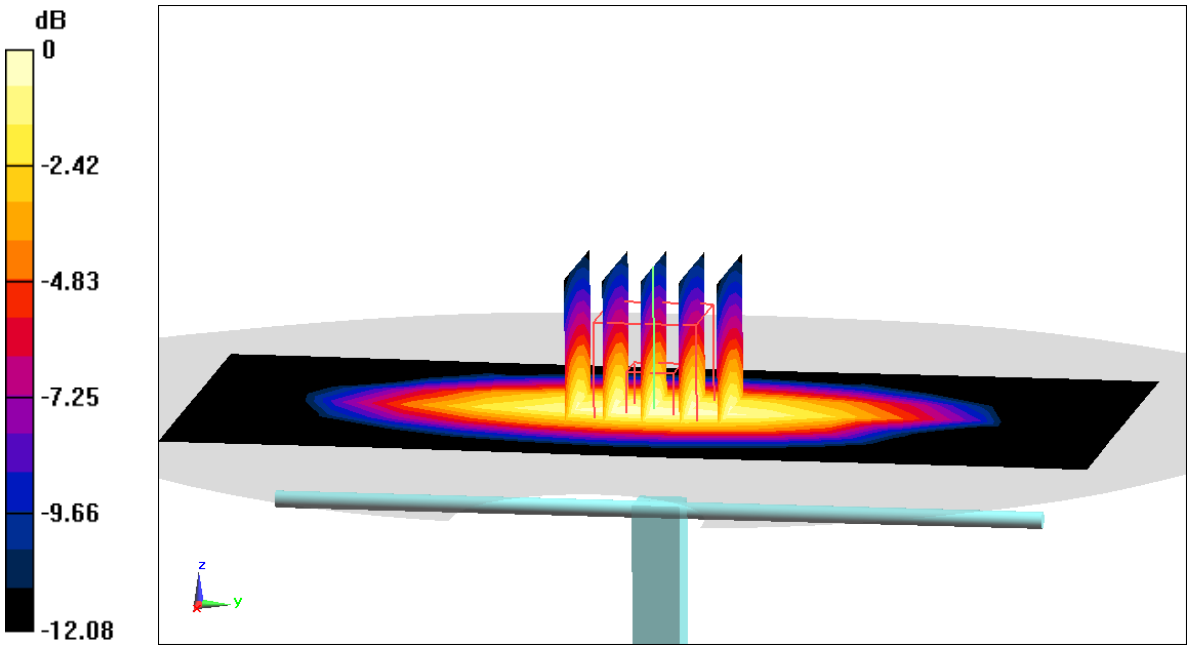

0 dB = 2.60 W/kg = 4.15 dBW/kg

ELEMENT

DUT: Diploe 835 MHz; Type: D835V2; Serial: SN4d180

Communication System: UID 0, CW; Frequency: 835 MHz; Duty Cycle: 1:1
Medium: 835 Head Medium parameters used:
f = 835 MHz; σ = 0.896 S/m; ε_r = 40.873; ρ = 1000 kg/m^3
Phantom section: Flat Section; Space: 1.5 cm

Test Date: 09/20/2023; Ambient Temp: 22.5°C; Tissue Temp: 20.7°C

Probe: EX3DV4 - SN7637; ConvF(10.23, 10.23, 10.23) @ 835 MHz; Calibrated: 3/16/2023
Sensor-Surface: 1.4mm (Mechanical Surface Detection)
Electronics: DAE4 Sn1652; Calibrated: 3/16/2023
Phantom: Twin-SAM V4.0; Type: QD 000 P40 CC; Serial: 1596
Measurement SW: DASY52, Version 52.10 (4);SEMCAD X Version 14.6.14 (7501)

835 MHz System Verification at 23.0 dBm (200 mW)

Area Scan (7x14x1): Measurement grid: dx=15mm, dy=15mm
Zoom Scan (5x5x7)/Cube 0: Measurement grid: dx=8mm, dy=8mm, dz=5mm
Peak SAR (extrapolated) = 2.81 W/kg
SAR(1 g) = 1.9 W/kg; SAR(10 g) = 1.26 W/kg
Deviation(1 g) = -1.35%; Deviation(10 g) = 0.48%

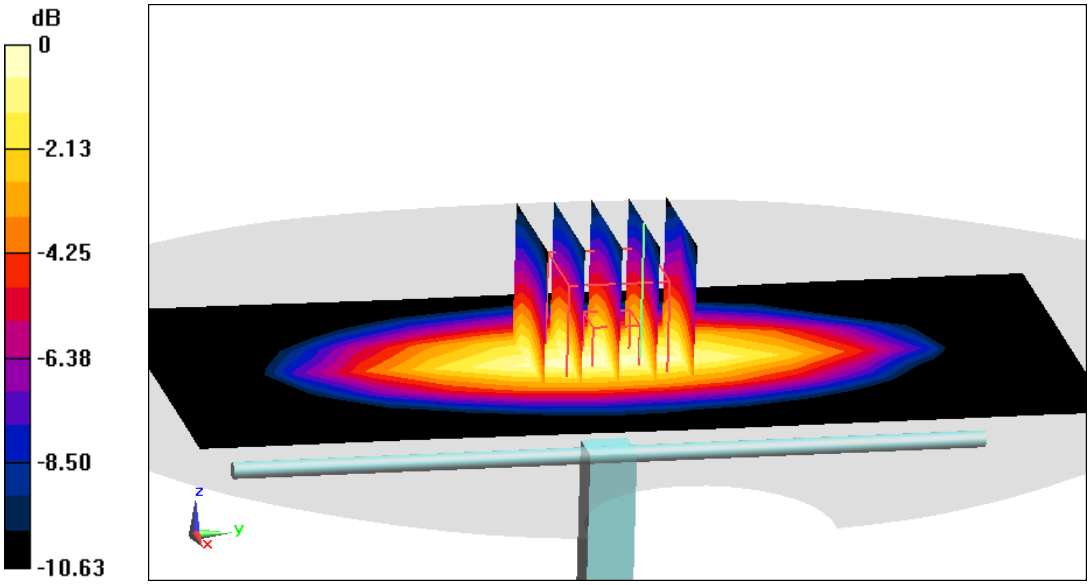

0 dB = 2.50 W/kg = 3.98 dBW/kg

ELEMENT

DUT: Diploe 835 MHz; Type: D835V2; Serial: SN4d119

Communication System: UID 0, CW; Frequency: 835 MHz; Duty Cycle: 1:1
Medium: 835 Head Medium parameters used:
f = 835 MHz; σ = 0.874 S/m; ε_r = 39.994; ρ = 1000 kg/m^3
Phantom section: Flat Section; Space: 1.5 cm

Test Date: 09/25/2023; Ambient Temp:22.2°C; Tissue Temp: 22.3°C

Probe: EX3DV4 - SN7637; ConvF(10.23, 10.23, 10.23) @ 835 MHz; Calibrated: 3/16/2023
Sensor-Surface: 1.4mm (Mechanical Surface Detection)
Electronics: DAE4 Sn1652; Calibrated: 3/16/2023
Phantom: Twin-SAM V4.0; Type: QD 000 P40 CC; Serial: 1596
Measurement SW: DASY52, Version 52.10 (4);SEMCAD X Version 14.6.14 (7501)

835 MHz System Verification at 23.0 dBm (200 mW)

Area Scan (7x14x1): Measurement grid: dx=15mm, dy=15mm
Zoom Scan (5x5x7)/Cube 0: Measurement grid: dx=8mm, dy=8mm, dz=5mm
Peak SAR (extrapolated) = 2.77 W/kg
SAR(1 g) = 1.89 W/kg; SAR(10 g) = 1.25 W/kg
Deviation(1 g) = -2.78%; Deviation(10 g) = -2.04%

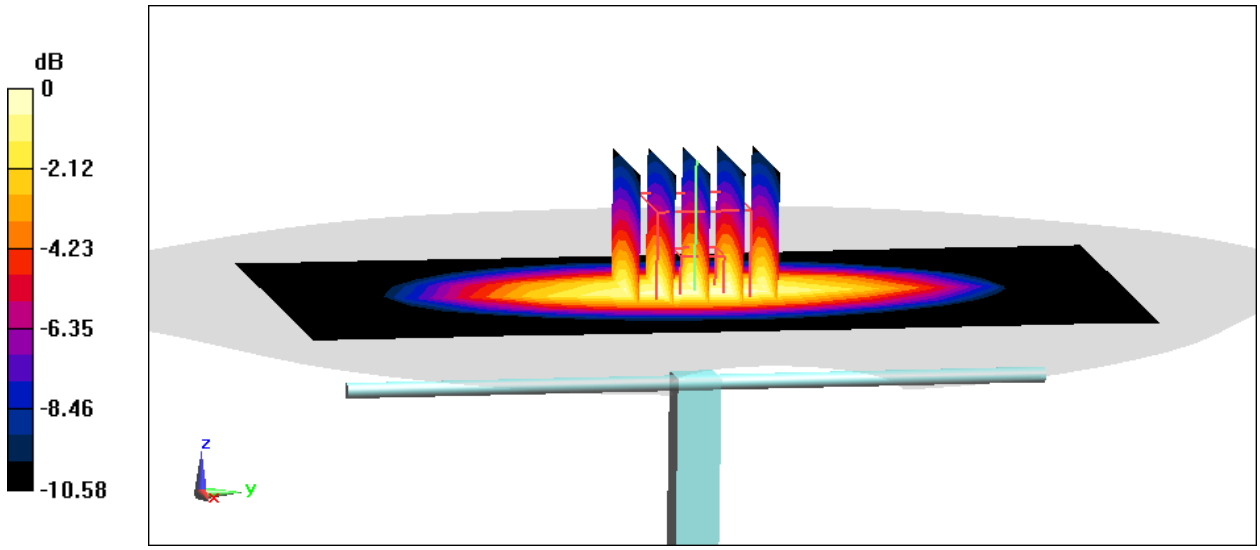

0 dB = 2.49 W/kg = 3.96 dBW/kg

ELEMENT

DUT: Diploe 835MHz; Type: D835V2; Serial: SN4d119

Communication System: UID 0, CW; Frequency: 835 MHz; Duty Cycle: 1:1
Medium: 835 Head Medium parameters used:
f = 835 MHz; σ = 0.89 S/m; ε_r = 40.19; ρ = 1000 kg/m^3
Phantom section: Flat Section; Space: 1.5 cm

Test Date: 10/02/2023; Ambient Temp: 22.8°C; Tissue Temp: 21.8°C

Probe: EX3DV4 - SN7637; ConvF(10.23, 10.23, 10.23) @ 835 MHz; Calibrated: 3/16/2023
Sensor-Surface: 1.4mm (Mechanical Surface Detection)
Electronics: DAE4 Sn1652; Calibrated: 3/16/2023
Phantom: Twin-SAM V4.0; Type: QD 000 P40 CC; Serial: 1596
Measurement SW: DASY52, Version 52.10 (4);SEMCAD X Version 14.6.14 (7501)

835 MHz System Verification at 23.0 dBm (200 mW)

Area Scan (7x14x1): Measurement grid: dx=15mm, dy=15mm
Zoom Scan (5x5x7)/Cube 0: Measurement grid: dx=8mm, dy=8mm, dz=5mm
Peak SAR (extrapolated) = 2.88 W/kg
SAR(1 g) = 1.92 W/kg; SAR(10 g) = 1.26 W/kg
Deviation(1 g) = -1.23%; Deviation(10 g) = -1.25%

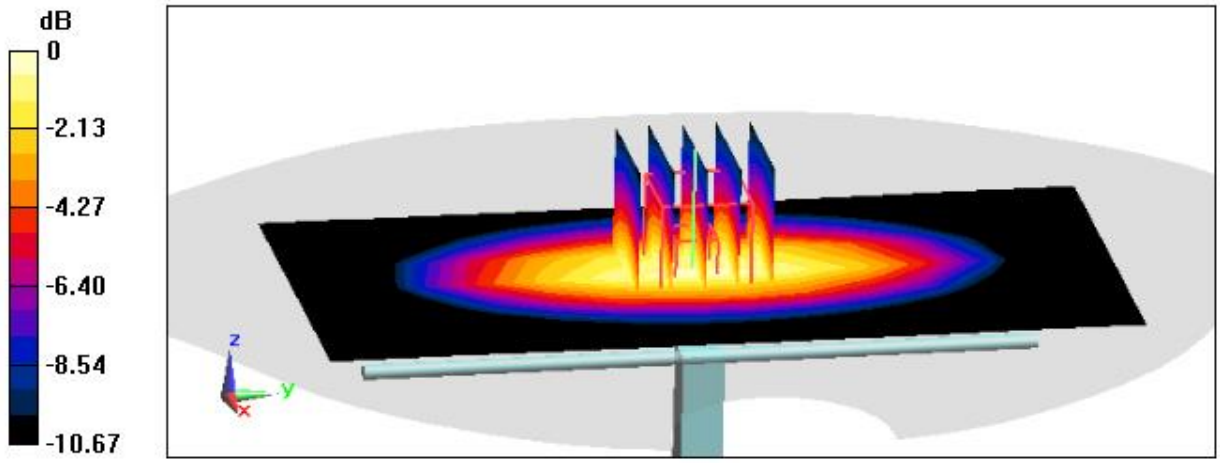

0 dB = 2.57 W/kg = 4.10 dBW/kg

ELEMENT

DUT: D835V2 - SN4d119; Type: D835V2; Serial: SN4d119

Communication System: UID 0, CW; Frequency: 835 MHz; Duty Cycle: 1:1
Medium: 835 Head Medium parameters used:
f = 835 MHz; σ = 0.873 S/m; ε_r = 39.675; ρ = 1000 kg/m^3
Phantom section: Flat Section; Space: 1.5 cm

Test Date: 10/04/2023; Ambient Temp: 20.2°C; Tissue Temp: 19.0°C

Probe: EX3DV4 - SN7637; ConvF(10.23, 10.23, 10.23) @ 835 MHz; Calibrated: 3/16/2023
Sensor-Surface: 1.4mm (Mechanical Surface Detection)
Electronics: DAE4 Sn1652; Calibrated: 3/16/2023
Phantom: Twin-SAM V4.0; Type: QD 000 P40 CC; Serial: 1596
Measurement SW: DASY52, Version 52.10 (4);SEMCAD X Version 14.6.14 (7501)

835 MHz System Verification at 23.0 dBm (200 mW)

Area Scan (7x14x1): Measurement grid: dx=15mm, dy=15mm
Zoom Scan (5x5x7)/Cube 0: Measurement grid: dx=8mm, dy=8mm, dz=5mm
Peak SAR (extrapolated) = 2.83 W/kg
SAR(1 g) = 1.92 W/kg; SAR(10 g) = 1.27 W/kg
Deviation(1 g) = -1.23%; Deviation(10 g) = -0.47%

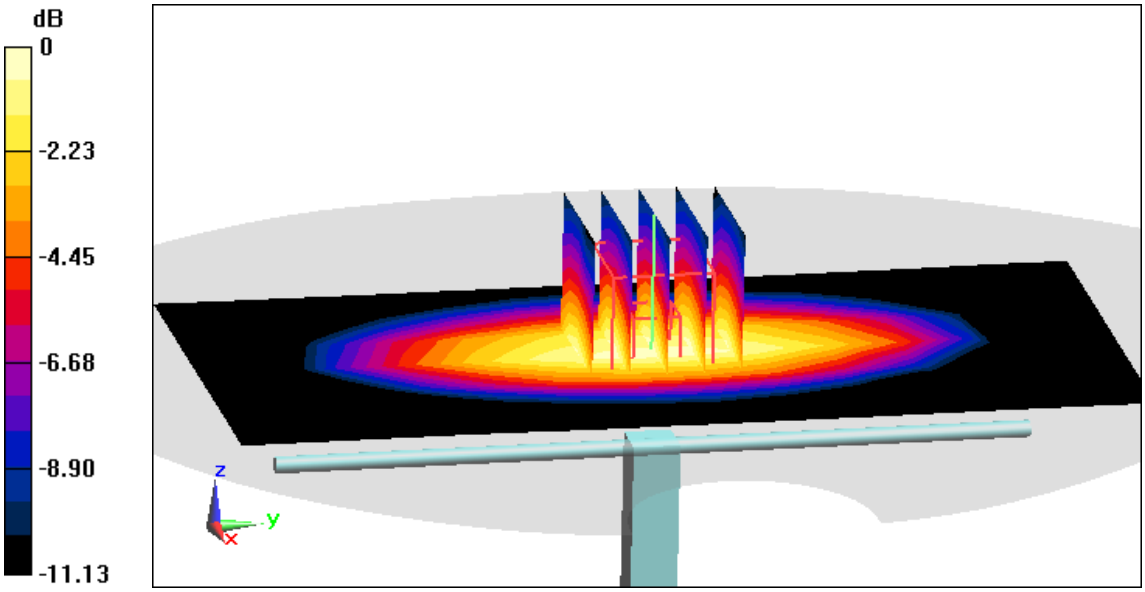

0 dB = 2.54 W/kg = 4.05 dBW/kg

ELEMENT

DUT: D835V2 - SN4d180; Type: D835V2; Serial: SN4d180

Communication System: UID 0, CW; Frequency: 835 MHz; Duty Cycle: 1:1
Medium: 835 Head Medium parameters used:
f = 835 MHz; σ = 0.883 S/m; ε_r = 39.839; ρ = 1000 kg/m^3
Phantom section: Flat Section; Space: 1.5 cm

Test Date: 10/18/2023; Ambient Temp: 23.6°C; Tissue Temp: 22.2°C

Probe: EX3DV4 - SN7402; ConvF(9.84, 9.84, 9.84) @ 835 MHz; Calibrated: 5/10/2023
Sensor-Surface: 1.4mm (Mechanical Surface Detection)
Electronics: DAE4 Sn1502; Calibrated: 6/27/2023
Phantom: Twin-SAM V5.0; Type: QD 000 P40 CD; Serial: 1626
Measurement SW: DASY52, Version 52.10 (4);SEMCAD X Version 14.6.14 (7501)

835 MHz System Verification at 23.0 dBm (200 mW)

Area Scan (7x14x1): Measurement grid: dx=15mm, dy=15mm
Zoom Scan (5x5x7)/Cube 0: Measurement grid: dx=8mm, dy=8mm, dz=5mm
Peak SAR (extrapolated) = 2.96 W/kg
SAR(1 g) = 1.99 W/kg; SAR(10 g) = 1.31 W/kg
Smallest distance from peaks to all points 3 dB below = 17.6 mm
Deviation(1 g) = 3.32%; Deviation(10 g) = 4.47%

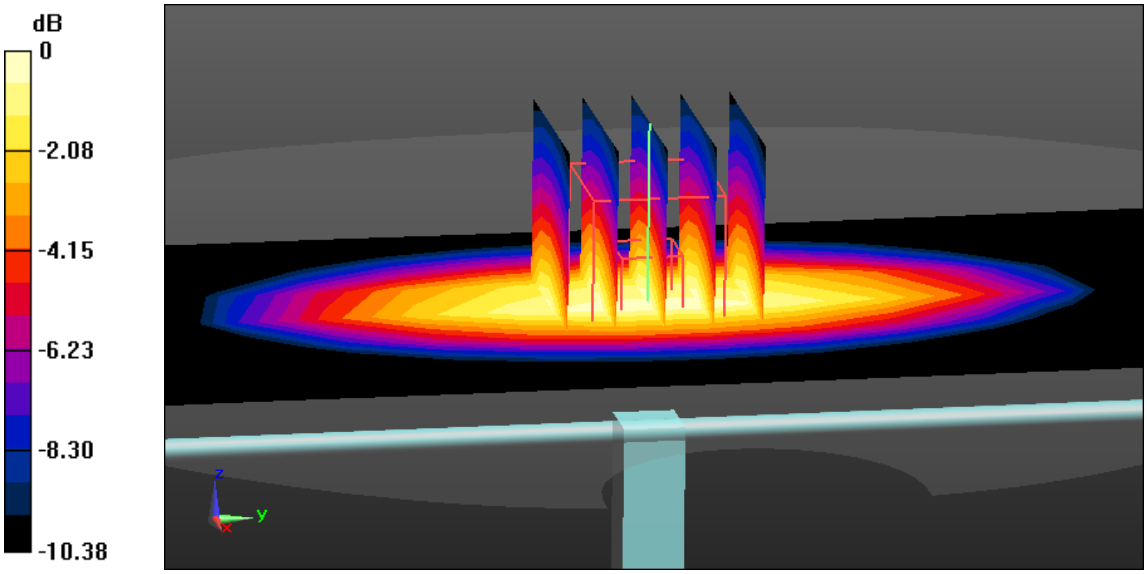

0 dB = 2.63 W/kg = 4.20 dBW/kg

ELEMENT

DUT: Dipole 1750.0 MHz; Type: D1750V2 - SN1150

Communication System: UID: 0, CW; Frequency: 1750.0 MHz
Medium: 1750 Head; Medium parameters used:
f = 1750.0 MHz; cond = 1.38 S/m; perm = 41.5; density = 1000 kg/m3
Phantom Section: Flat; Space: 10 mm

Test Date: 09/18/2023; Ambient Temp: 20.9°C; Tissue Temp: 19.5°C

Probe: EX3DV4 - SN7417; ConvF:(8.32,8.32,8.32); 2023-02-08
Sensor-Surface: 1.4mm (VMS + 6p)
Electronics: DAE4 Sn665; 2023-02-15
Phantom: Twin-SAM V5.0; Serial: 1757
Measurement SW: DASY Module SAR V16.2.0.1425

1750.0 MHz System Verification at 20.0 dBm (100 mW)

Area Scan (40.0 x 90.0): Measurement grid: dx=10.0 mm, dy=15.0 mm
Zoom Scan (30.0 x 30.0 x 30.0): Measurement grid: dx=6.0 mm, dy=6.0 mm, dz=1.5 mm; Graded Ratio: 1.5
Peak SAR (extrapolated) = 6.88 W/kg
SAR(1 g) = 3.61 W/kg; SAR(10 g) = 1.90 W/kg
Deviation (1 g) = -2.17%; Deviation (10 g) = -2.06%

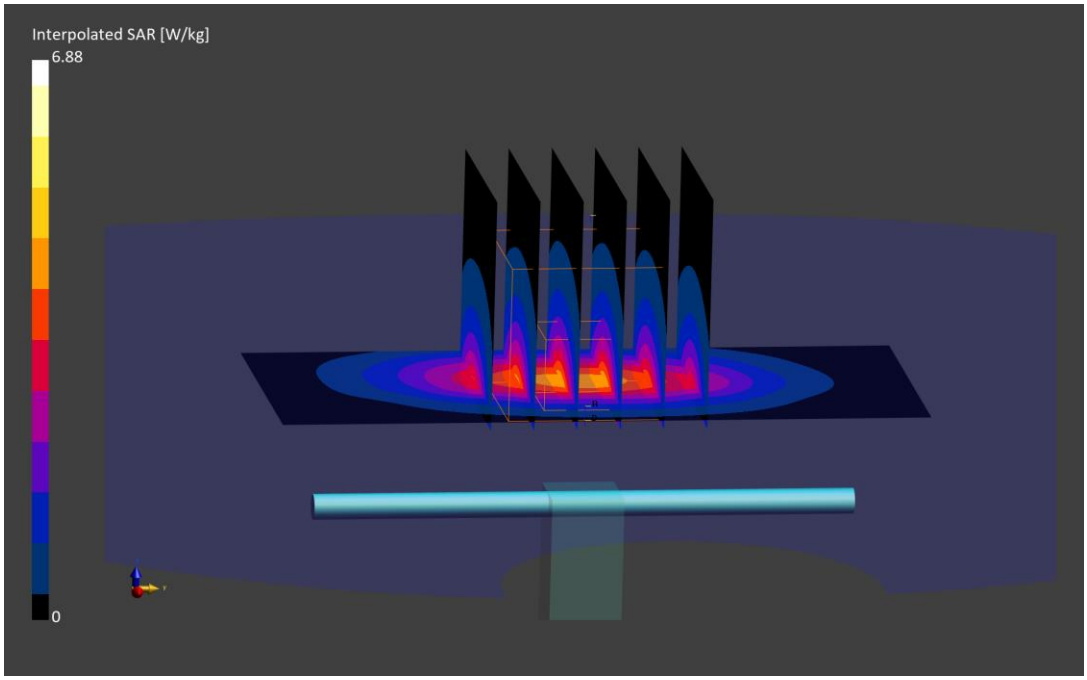

ELEMENT

DUT: Dipole 1750.0 MHz; Type: D1750V2 - SN1051

Communication System: UID: 0, CW; Frequency: 1750.0 MHz
Medium: 1750 Head; Medium parameters used:
f = 1750.0 MHz; cond = 1.37 S/m; perm = 38.5; density = 1000 kg/m3
Phantom Section: Flat; Space: 10 mm

Test Date: 09/18/2023; Ambient Temp: 22.5°C; Tissue Temp: 23.1°C

Probe: EX3DV4 - SN7547; ConvF:(8.16,8.16,8.16); 2022-10-19
Sensor-Surface: 1.4mm (All points)
Electronics: DAE4 Sn1322; 2022-10-17
Phantom: Twin-SAM V8.0; Serial: 1934
Measurement SW: DASY Module SAR V16.2.0.1425

1750.0 MHz System Verification at 20.0 dBm (100 mW)

Area Scan (40.0 x 90.0): Measurement grid: dx=10.0 mm, dy=15.0 mm
Zoom Scan (30.0 x 30.0 x 30.0): Measurement grid: dx=6.0 mm, dy=6.0 mm, dz=1.5 mm; Graded Ratio: 1.5
Peak SAR (extrapolated) = 6.99 W/kg
SAR(1 g) = 3.73 W/kg; SAR(10 g) = 1.96 W/kg
Deviation (1 g) = 3.32%; Deviation (10 g) = 3.16%

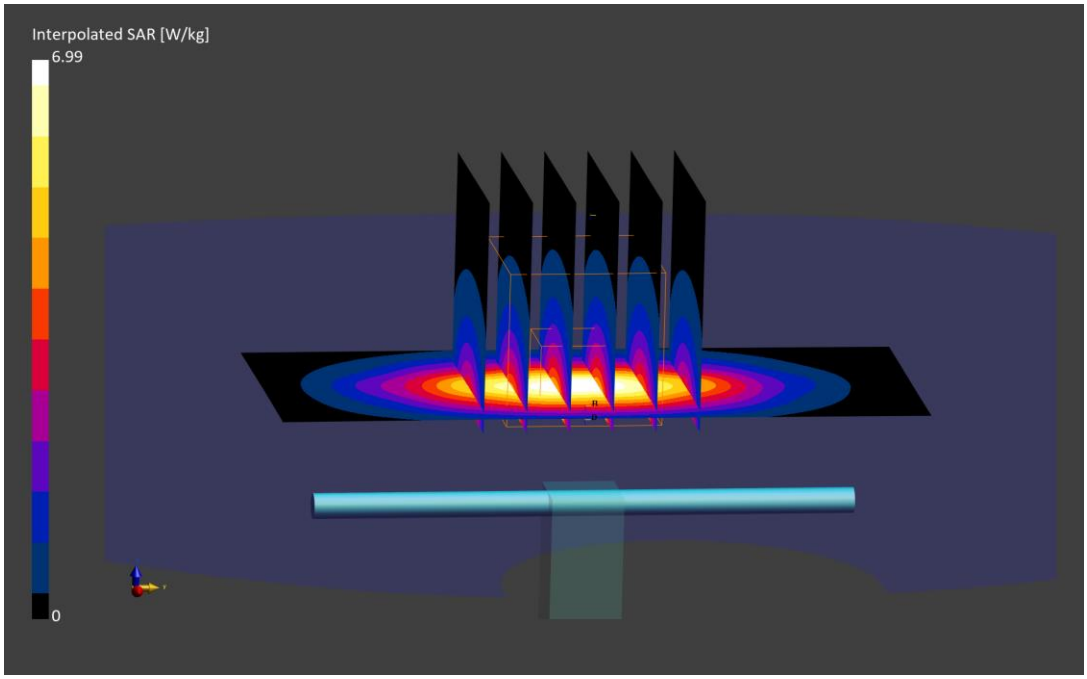

ELEMENT

DUT: Dipole 1750.0 MHz; Type: D1750V2 - SN1092

Communication System: UID: 0, CW; Frequency: 1750.0 MHz
Medium: 1750 Head; Medium parameters used:
f = 1750.0 MHz; cond = 1.33 S/m; perm = 41.8; density = 1000 kg/m3
Phantom Section: Flat; Space: 10 mm

Test Date: 09/26/2023; Ambient Temp: 22.5°C; Tissue Temp: 22.8°C

Probe: EX3DV4 - SN7565; ConvF:(8.23,8.23,8.23); 2023-01-12
Sensor-Surface: 1.4mm (All points)
Electronics: DAE4 Sn1466; 2023-01-20
Phantom: Twin-SAM V8.0 (30deg probe tilt); Serial: 1937
Measurement SW: DASY Module SAR V16.2.0.1425

1750.0 MHz System Verification at 20.0 dBm (100 mW)

Area Scan (40.0 x 90.0): Measurement grid: dx=10.0 mm, dy=15.0 mm
Zoom Scan (30.0 x 30.0 x 30.0): Measurement grid: dx=6.0 mm, dy=6.0 mm, dz=1.5 mm; Graded Ratio: 1.5
Peak SAR (extrapolated) = 6.36 W/kg
SAR(1 g) = 3.60 W/kg; SAR(10 g) = 1.96 W/kg
Deviation (1 g) = -0.55%; Deviation (10 g) = 2.62%

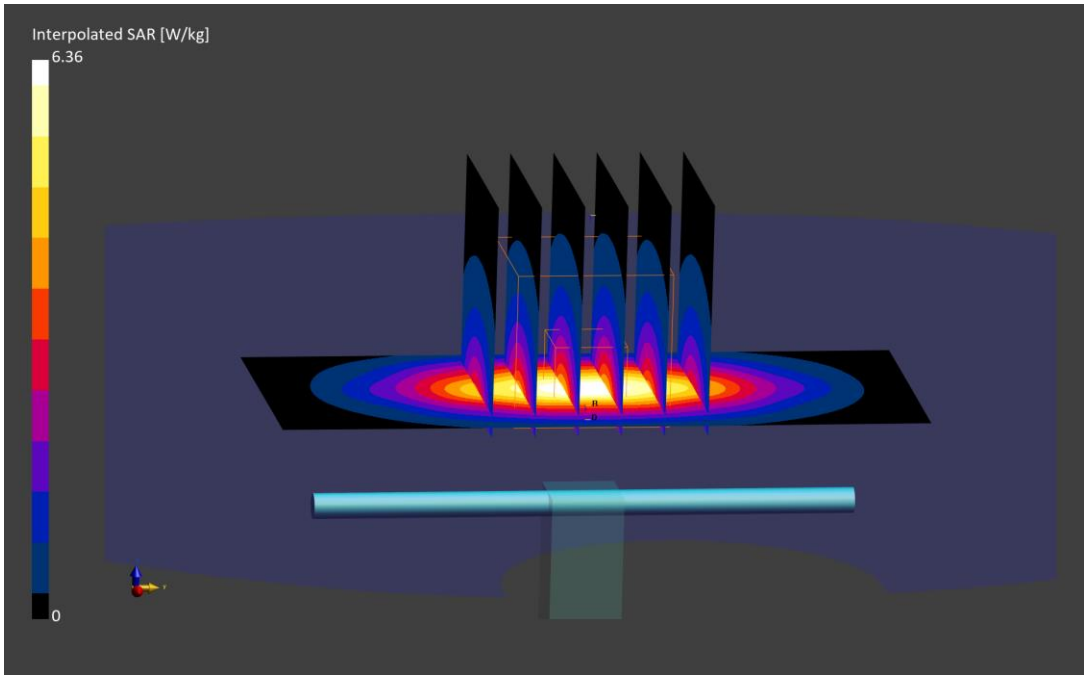

ELEMENT

DUT: Dipole 1750.0 MHz; Type: D1765V2 - SN1008

Communication System: UID: 0, CW; Frequency: 1750.0 MHz
Medium: 1750 Head; Medium parameters used:
f = 1750.0 MHz; cond = 1.36 S/m; perm = 39.7; density = 1000 kg/m3
Phantom Section: Flat; Space: 10 mm

Test Date: 09/27/2023; Ambient Temp: 20.9°C; Tissue Temp: 23.3°C

Probe: EX3DV4 - SN7417; ConvF:(8.32,8.32,8.32); 2023-02-08
Sensor-Surface: 1.4mm (VMS + 6p)
Electronics: DAE4 Sn665; 2023-02-15
Phantom: Twin-SAM V5.0; Serial: 1757
Measurement SW: DASY Module SAR V16.2.0.1425

1750.0 MHz System Verification at 20.0 dBm (100 mW)

Area Scan (40.0 x 90.0): Measurement grid: dx=10.0 mm, dy=15.0 mm
Zoom Scan (30.0 x 30.0 x 30.0): Measurement grid: dx=6.0 mm, dy=6.0 mm, dz=1.5 mm; Graded Ratio: 1.5
Peak SAR (extrapolated) = 6.76 W/kg
SAR(1 g) = 3.53 W/kg; SAR(10 g) = 1.84 W/kg
Deviation (1 g) = -5.61%; Deviation (10 g) = -6.12%

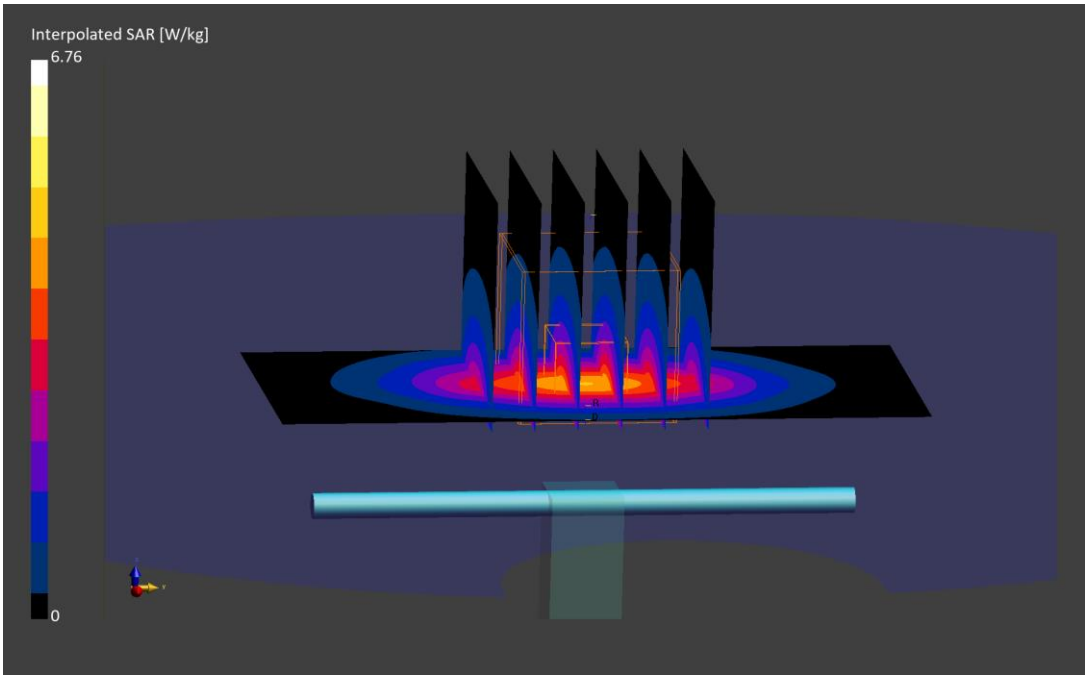

ELEMENT

DUT: Dipole 1750.0 MHz; Type: D1750V2 - SN1092

Communication System: UID: 0, CW; Frequency: 1750.0 MHz
Medium: 1750 Head; Medium parameters used:
f = 1750.0 MHz; cond = 1.31 S/m; perm = 42.0; density = 1000 kg/m3
Phantom Section: Flat; Space: 10 mm

Test Date: 10/02/2023; Ambient Temp: 23.1°C; Tissue Temp: 23.0°C

Probe: EX3DV4 - SN7565; ConvF:(8.23,8.23,8.23); 2023-01-12
Sensor-Surface: 1.4mm (All points)
Electronics: DAE4 Sn1466; 2023-01-20
Phantom: Twin-SAM V8.0 (30deg probe tilt); Serial: 1937
Measurement SW: DASY Module SAR V16.2.0.1425

1750.0 MHz System Verification at 20.0 dBm (100 mW)

Area Scan (40.0 x 90.0): Measurement grid: dx=10.0 mm, dy=15.0 mm
Zoom Scan (30.0 x 30.0 x 30.0): Measurement grid: dx=6.0 mm, dy=6.0 mm, dz=1.5 mm; Graded Ratio: 1.5
Peak SAR (extrapolated) = 6.28 W/kg
SAR(1 g) = 3.58 W/kg; SAR(10 g) = 1.95 W/kg
Deviation (1 g) = -1.10%; Deviation (10 g) = 2.09%

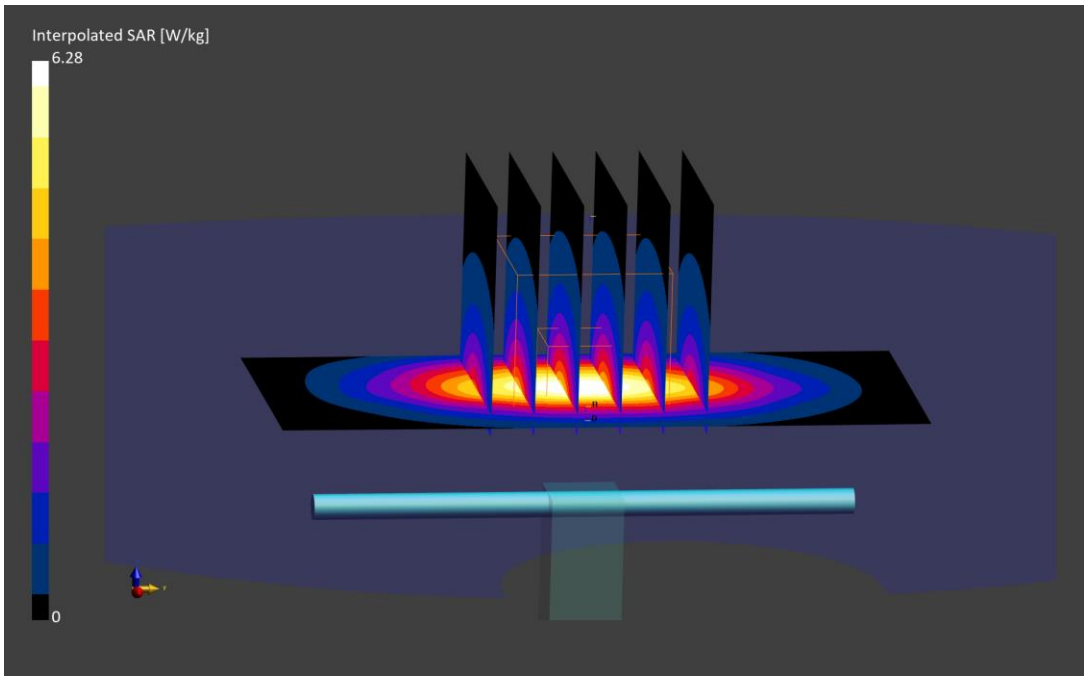

ELEMENT

DUT: Dipole 1900.0 MHz; Type: D1900V2 - SN5d180

Communication System: UID: 0, CW; Frequency: 1900.0 MHz
Medium: 1900 Head; Medium parameters used:
f = 1900.0 MHz; cond = 1.44 S/m; perm = 40.2; density = 1000 kg/m3
Phantom Section: Flat; Space: 10 mm

Test Date: 09/11/2023; Ambient Temp: 20.0°C; Tissue Temp: 21.5°C

Probe: EX3DV4 - SN7421; ConvF:(7.43,7.43,7.43); 2023-03-16
Sensor-Surface: 1.4mm (VMS + 6p)
Electronics: DAE4 Sn604; 2023-03-15
Phantom: Twin-SAM V8.0; Serial: 2070
Measurement SW: DASY Module SAR V16.2.0.1425

1900.0 MHz System Verification at 20.0 dBm (100 mW)

Area Scan (40.0 x 90.0): Measurement grid: dx=10.0 mm, dy=15.0 mm
Zoom Scan (30.0 x 30.0 x 30.0): Measurement grid: dx=6.0 mm, dy=6.0 mm, dz=1.5 mm; Graded Ratio: 1.5
Peak SAR (extrapolated) = 7.85 W/kg
SAR(1 g) = 4.15 W/kg; SAR(10 g) = 2.13 W/kg
Deviation (1 g) = 5.87%; Deviation (10 g) = 3.40%

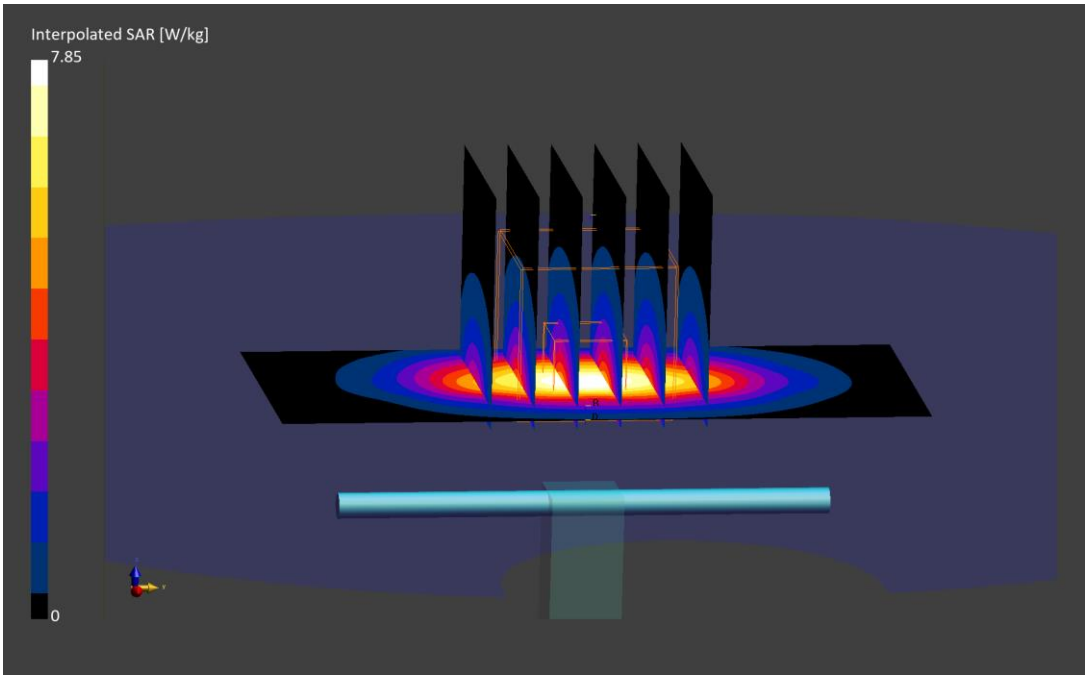

ELEMENT

DUT: Dipole 1900.0 MHz; Type: D1900V2 - SN5d180

Communication System: UID: 0, CW; Frequency: 1900.0 MHz
Medium: 1900 Head; Medium parameters used:
f = 1900.0 MHz; cond = 1.37 S/m; perm = 39.1; density = 1000 kg/m^3
Phantom Section: Flat; Space: 10 mm

Test Date: 09/11/2023; Ambient Temp: 20.3°C; Tissue Temp: 20.6°C

Probe: EX3DV4 - SN7638; ConvF:(8.8,8.8,8.8); 2023-03-16
Sensor-Surface: 1.4mm (VMS + 6p)
Electronics: DAE4 Sn1408; 2023-03-13
Phantom: Twin-SAM V8.0; Serial: 1357
Measurement SW: DASY Module SAR V16.2.0.1425

1900.0 MHz System Verification at 20.0 dBm (100 mW)

Area Scan (40.0 x 90.0): Measurement grid: dx=10.0 mm, dy=15.0 mm
Zoom Scan (30.0 x 30.0 x 30.0): Measurement grid: dx=6.0 mm, dy=6.0 mm, dz=1.5 mm; Graded Ratio: 1.5
Peak SAR (extrapolated) = 7.58 W/kg
SAR(1 g) = 4.12 W/kg; SAR(10 g) = 2.17 W/kg
Deviation (1 g) = 5.10%; Deviation (10 g) = 5.34%

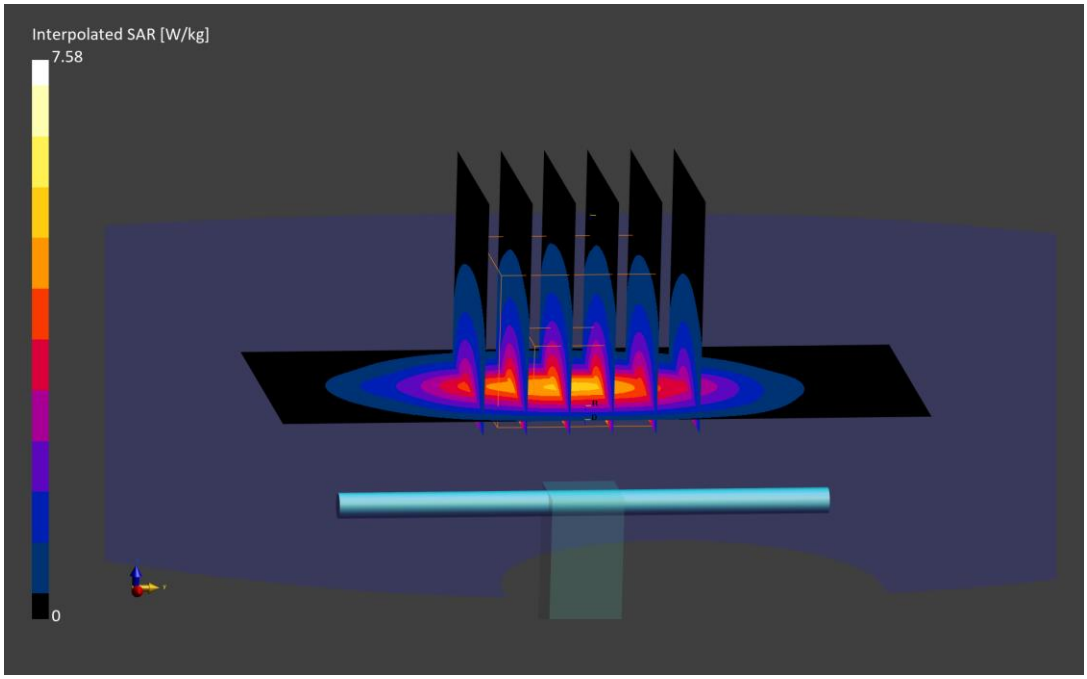

ELEMENT

DUT: Dipole 1900.0 MHz; Type: D1900V2 - SN5d180

Communication System: UID: 0, CW; Frequency: 1900.0 MHz
Medium: 1900 Head; Medium parameters used:
f = 1900.0 MHz; cond = 1.44 S/m; perm = 40.1; density = 1000 kg/m3
Phantom Section: Flat; Space: 10 mm

Test Date: 09/14/2023; Ambient Temp: 20.7°C; Tissue Temp: 21.2°C

Probe: EX3DV4 - SN7421; ConvF:(7.43,7.43,7.43); 2023-03-16
Sensor-Surface: 1.4mm (VMS + 6p)
Electronics: DAE4 Sn604; 2023-03-15
Phantom: Twin-SAM V8.0; Serial: 2070
Measurement SW: DASY Module SAR V16.2.0.1425

1900.0 MHz System Verification at 20.0 dBm (100 mW)

Area Scan (40.0 x 90.0): Measurement grid: dx=10.0 mm, dy=15.0 mm
Zoom Scan (30.0 x 30.0 x 30.0): Measurement grid: dx=6.0 mm, dy=6.0 mm, dz=1.5 mm; Graded Ratio: 1.5
Peak SAR (extrapolated) = 8.17 W/kg
SAR(1 g) = 4.18 W/kg; SAR(10 g) = 2.14 W/kg
Deviation (1 g) = 6.63%; Deviation (10 g) = 3.88%

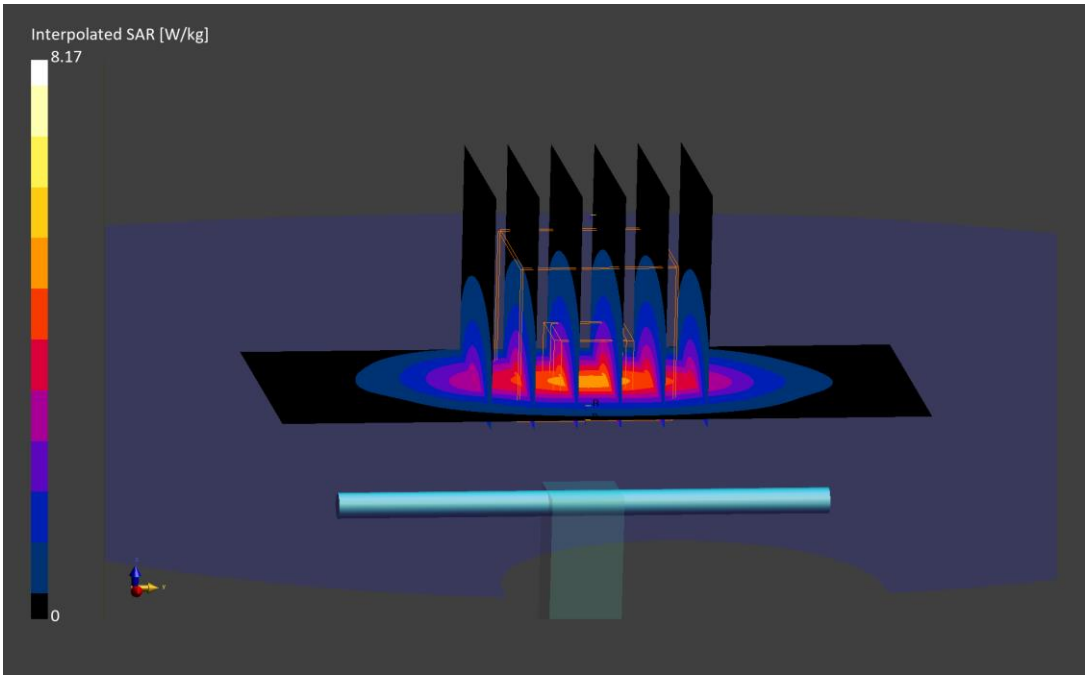

ELEMENT

DUT: Dipole 1900.0 MHz; Type: D1900V2 - SN5d131

Communication System: UID: 0, CW; Frequency: 1900.0 MHz
Medium: 1900 Head; Medium parameters used:
f = 1900.0 MHz; cond = 1.36 S/m; perm = 39.0; density = 1000 kg/m3
Phantom Section: Flat; Space: 10 mm

Test Date: 09/18/2023; Ambient Temp: 20.1°C; Tissue Temp: 19.9°C

Probe: EX3DV4 - SN7638; ConvF:(8.8,8.8,8.8); 2023-03-16
Sensor-Surface: 1.4mm (VMS + 6p)
Electronics: DAE4 Sn1408; 2023-03-13
Phantom: Twin-SAM V8.0; Serial: 1357
Measurement SW: DASY Module SAR V16.2.0.1425

1900.0 MHz System Verification at 20.0 dBm (100 mW)

Area Scan (40.0 x 90.0): Measurement grid: dx=10.0 mm, dy=15.0 mm
Zoom Scan (30.0 x 30.0 x 30.0): Measurement grid: dx=6.0 mm, dy=6.0 mm, dz=1.5 mm; Graded Ratio: 1.5
Peak SAR (extrapolated) = 7.83 W/kg
SAR(1 g) = 4.22 W/kg; SAR(10 g) = 2.21 W/kg
Deviation (1 g) = 5.24%; Deviation (10 g) = 5.74%

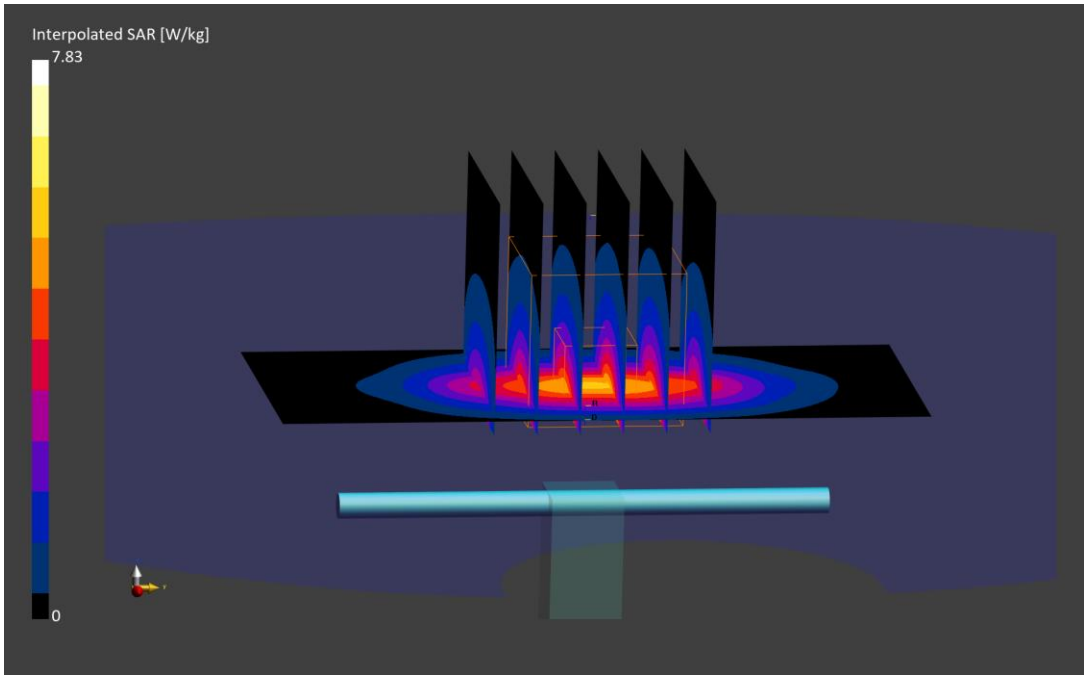

ELEMENT

DUT: Dipole 1900.0 MHz; Type: D1900V2 - SN5d148

Communication System: UID: 0, CW; Frequency: 1900.0 MHz
Medium: 1900 Head; Medium parameters used:
f = 1900.0 MHz; cond = 1.44 S/m; perm = 40.8; density = 1000 kg/m3
Phantom Section: Flat; Space: 10 mm

Test Date: 09/22/2023; Ambient Temp: 21.6°C; Tissue Temp: 21.3°C

Probe: EX3DV4 - SN7659; ConvF:(9.09,9.09,9.09); 2023-04-14
Sensor-Surface: 1.4mm (VMS + 6p)
Electronics: DAE4 Sn1407; 2023-04-14
Phantom: Twin-SAM V5.0; Serial: 1792
Measurement SW: DASY Module SAR V16.2.0.1425

1900.0 MHz System Verification at 20.0 dBm (100 mW)

Area Scan (40.0 x 90.0): Measurement grid: dx=10.0 mm, dy=15.0 mm
Zoom Scan (30.0 x 30.0 x 30.0): Measurement grid: dx=6.0 mm, dy=6.0 mm, dz=1.5 mm; Graded Ratio: 1.5
Peak SAR (extrapolated) = 7.34 W/kg
SAR(1 g) = 3.80 W/kg; SAR(10 g) = 1.95 W/kg
Deviation (1 g) = -5.24%; Deviation (10 g) = -7.14%

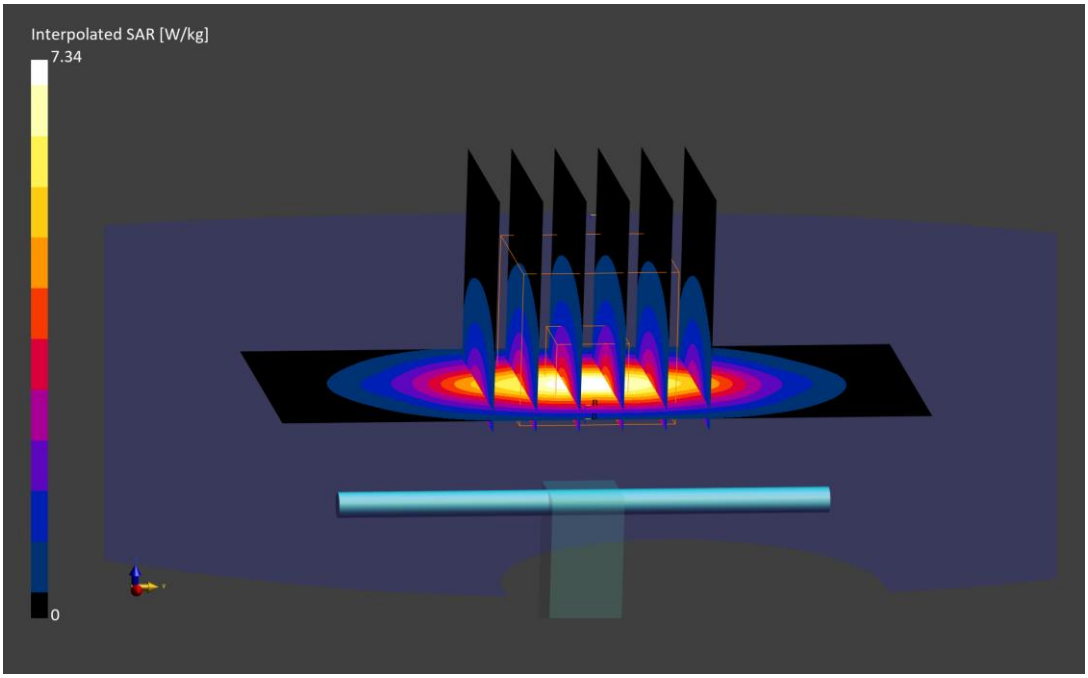

ELEMENT

DUT: Dipole 1900.0 MHz; Type: D1900V2 - SN5d180

Communication System: UID: 0, CW; Frequency: 1900.0 MHz
Medium: 1900 Head; Medium parameters used:
f = 1900.0 MHz; cond = 1.44 S/m; perm = 38.9; density = 1000 kg/m3
Phantom Section: Flat; Space: 10 mm

Test Date: 09/25/2023; Ambient Temp: 20.3°C; Tissue Temp: 20.8°C

Probe: EX3DV4 - SN7421; ConvF:(7.43,7.43,7.43); 2023-03-16
Sensor-Surface: 1.4mm (VMS + 6p)
Electronics: DAE4 Sn604; 2023-03-15
Phantom: Twin-SAM V8.0; Serial: 2070
Measurement SW: DASY Module SAR V16.2.0.1425

1900.0 MHz System Verification at 20.0 dBm (100 mW)

Area Scan (40.0 x 90.0): Measurement grid: dx=10.0 mm, dy=15.0 mm
Zoom Scan (30.0 x 30.0 x 30.0): Measurement grid: dx=6.0 mm, dy=6.0 mm, dz=1.5 mm; Graded Ratio: 1.5
Peak SAR (extrapolated) = 8.13 W/kg
SAR(1 g) = 4.23 W/kg; SAR(10 g) = 2.16 W/kg
Deviation (1 g) = 7.91%; Deviation (10 g) = 4.85%

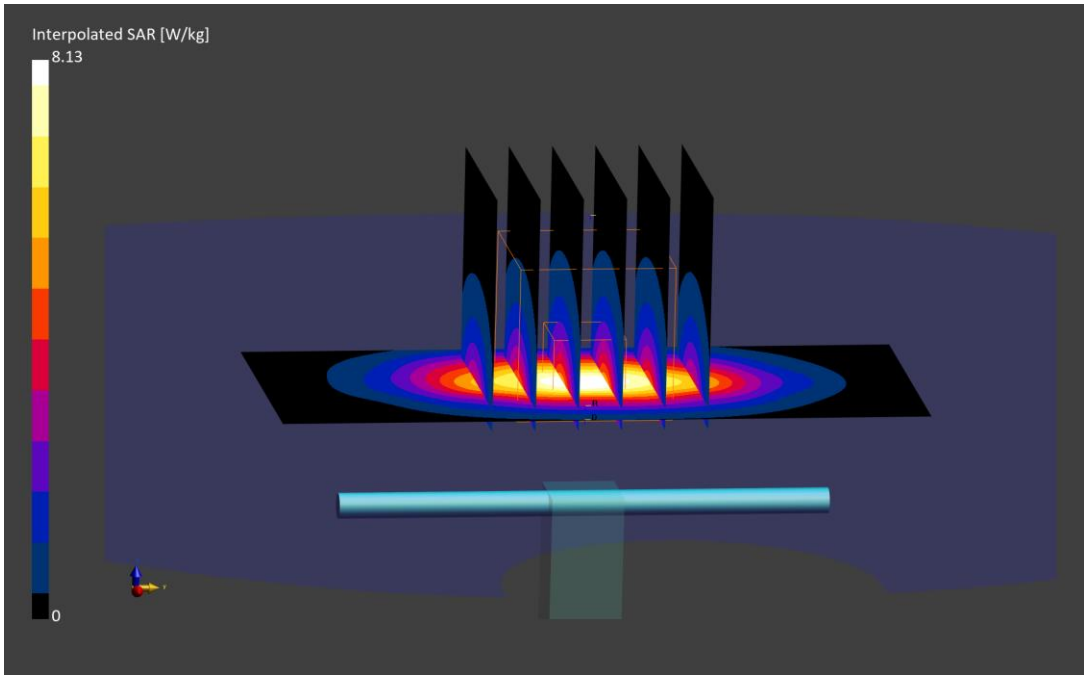

ELEMENT

DUT: Dipole 1900.0 MHz; Type: D1900V2 - SN5d148

Communication System: UID: 0, CW; Frequency: 1900.0 MHz
Medium: 1900 Head; Medium parameters used:
f = 1900.0 MHz; cond = 1.43 S/m; perm = 41.8; density = 1000 kg/m3
Phantom Section: Flat; Space: 10 mm

Test Date: 11/13/2023; Ambient Temp: 21.0°C; Tissue Temp: 19.6°C

Probe: EX3DV4 - SN7713; ConvF:(8.68,8.68,8.68); 2023-01-11
Sensor-Surface: 1.4mm (VMS + 6p)
Electronics: DAE4 Sn1530; 2023-01-18
Phantom: Twin-SAM V8.0; Serial: 2065
Measurement SW: DASY Module SAR V16.2.0.1425

1900.0 MHz System Verification at 20.0 dBm (100 mW)

Area Scan (40.0 x 90.0): Measurement grid: dx=10.0 mm, dy=15.0 mm
Zoom Scan (30.0 x 30.0 x 30.0): Measurement grid: dx=6.0 mm, dy=6.0 mm, dz=1.5 mm; Graded Ratio: 1.5
Peak SAR (extrapolated) = 8.24 W/kg
SAR(1 g) = 4.34 W/kg; SAR(10 g) = 2.26 W/kg
Deviation (1 g) = 8.23%; Deviation (10 g) = 7.62%

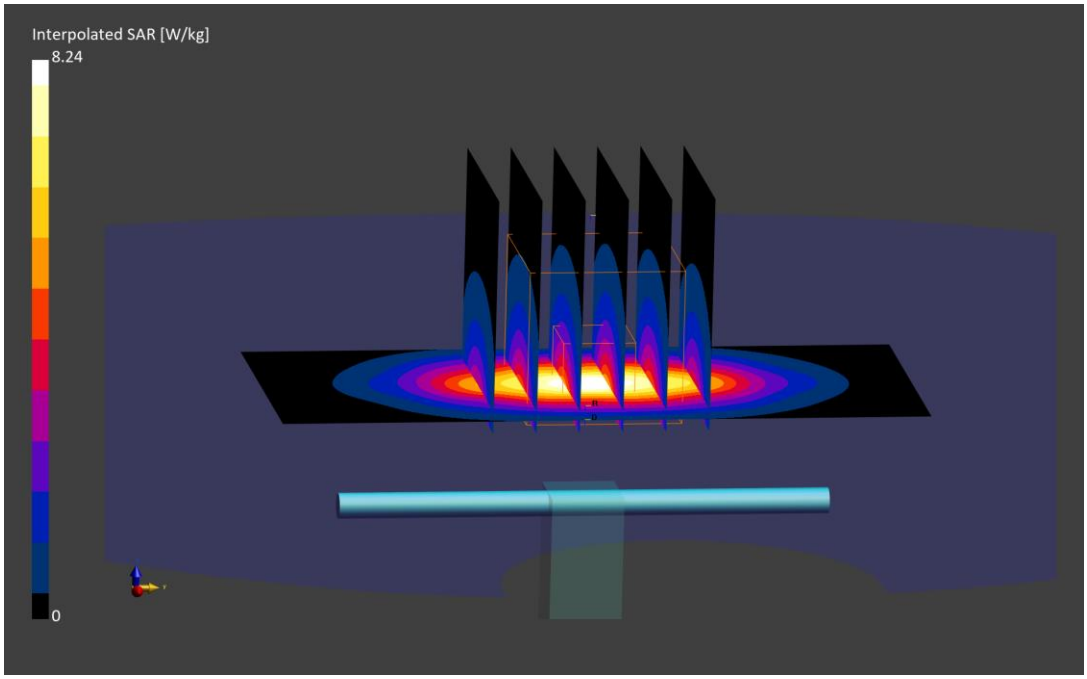

ELEMENT

DUT: Dipole 1900.0 MHz; Type: D1900V2 - SN5d148

Communication System: UID: 0, CW; Frequency: 1900.0 MHz
Medium: 1900 Head; Medium parameters used:
f = 1900.0 MHz; cond = 1.42 S/m; perm = 39.3; density = 1000 kg/m3
Phantom Section: Flat; Space: 10 mm

Test Date: 11/16/2023; Ambient Temp: 22.1°C; Tissue Temp: 21.3°C

Probe: EX3DV4 - SN7713; ConvF:(8.68,8.68,8.68); 2023-01-11
Sensor-Surface: 1.4mm (VMS + 6p)
Electronics: DAE4 Sn1530; 2023-01-18
Phantom: Twin-SAM V8.0; Serial: 2065
Measurement SW: DASY Module SAR V16.2.0.1425

1900.0 MHz System Verification at 20.0 dBm (100 mW)

Area Scan (40.0 x 90.0): Measurement grid: dx=10.0 mm, dy=15.0 mm
Zoom Scan (30.0 x 30.0 x 30.0): Measurement grid: dx=6.0 mm, dy=6.0 mm, dz=1.5 mm; Graded Ratio: 1.5
Peak SAR (extrapolated) = 7.26 W/kg
SAR(1 g) = 3.81 W/kg; SAR(10 g) = 1.98 W/kg
Deviation (1 g) = -4.99%; Deviation (10 g) = -5.71%

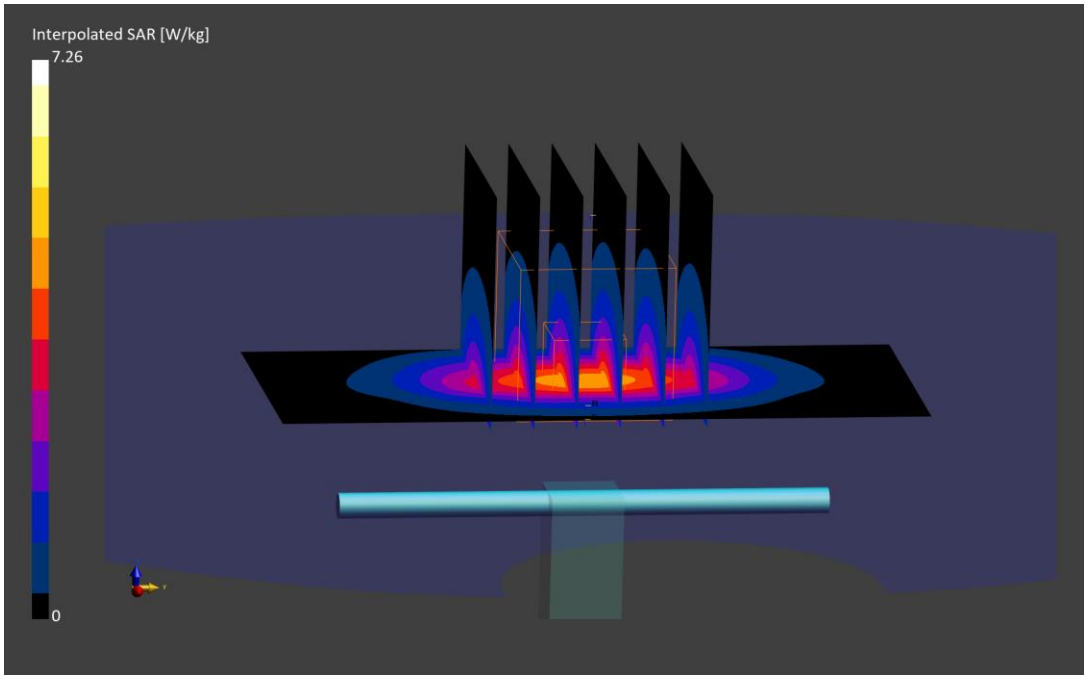

ELEMENT

DUT: Dipole 2450.0 MHz; Type: D2450V2 - SN981

Communication System: UID: 0, CW; Frequency: 2450.0 MHz
Medium: 2450 Head; Medium parameters used:
f = 2450.0 MHz; cond = 1.84 S/m; perm = 38.0; density = 1000 kg/m3
Phantom Section: Flat; Space: 10 mm

Test Date: 10/02/2023; Ambient Temp: 22.7°C; Tissue Temp: 21.7°C

Probe: EX3DV4 - SN7570; ConvF:(7.55,7.55,7.55); 2023-01-11
Sensor-Surface: 1.4mm (VMS + 6p)
Electronics: DAE4 Sn1558; 2023-01-17
Phantom: Twin-SAM V8.0; Serial: 2060
Measurement SW: DASY Module SAR V16.2.0.1425

2450.0 MHz System Verification at 20.0 dBm (100 mW)

Area Scan (40.0 x 80.0): Measurement grid: dx=10.0 mm, dy=10.0 mm
Zoom Scan (30.0 x 30.0 x 30.0): Measurement grid: dx=5.0 mm, dy=5.0 mm, dz=1.5 mm; Graded Ratio: 1.5
Peak SAR (extrapolated) = 11.6 W/kg
SAR(1 g) = 5.45 W/kg; SAR(10 g) = 2.53 W/kg
Deviation (1 g) = 1.11%; Deviation (10 g) = -0.39%

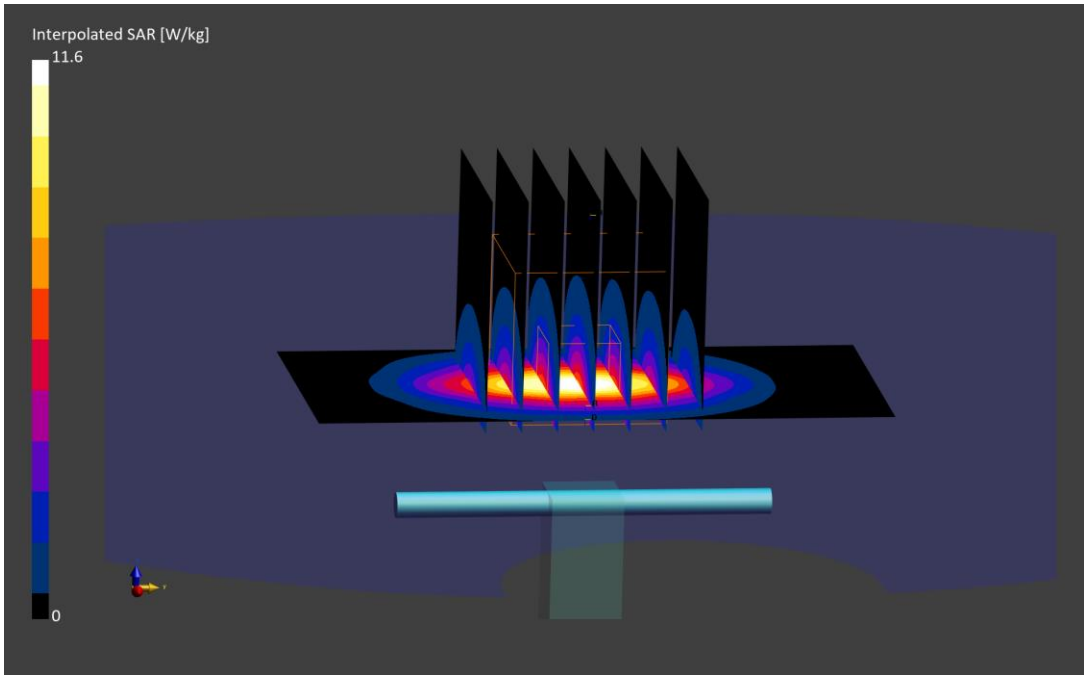

ELEMENT

DUT: Dipole 2450.0 MHz; Type: D2450V2 - SN945

Communication System: UID: 0, CW; Frequency: 2450.0 MHz
Medium: 2450 Head; Medium parameters used:
f = 2450.0 MHz; cond = 1.89 S/m; perm = 39.1; density = 1000 kg/m3
Phantom Section: Flat; Space: 10 mm

Test Date: 10/02/2023; Ambient Temp: 22.9°C; Tissue Temp: 21.5°C

Probe: EX3DV4 - SN7547; ConvF:(7.16,7.16,7.16); 2022-10-19
Sensor-Surface: 1.4mm (All points)
Electronics: DAE4 Sn1322; 2022-10-17
Phantom: Twin-SAM V8.0; Serial: 1934
Measurement SW: DASY Module SAR V16.2.0.1425

2450.0 MHz System Verification at 20.0 dBm (100 mW)

Area Scan (40.0 x 80.0): Measurement grid: dx=10.0 mm, dy=10.0 mm
Zoom Scan (30.0 x 30.0 x 30.0): Measurement grid: dx=5.0 mm, dy=5.0 mm, dz=1.5 mm; Graded Ratio: 1.5
Peak SAR (extrapolated) = 11.6 W/kg
SAR(1 g) = 5.51 W/kg; SAR(10 g) = 2.54 W/kg
Deviation (1 g) = 6.17%; Deviation (10 g) = 3.25%

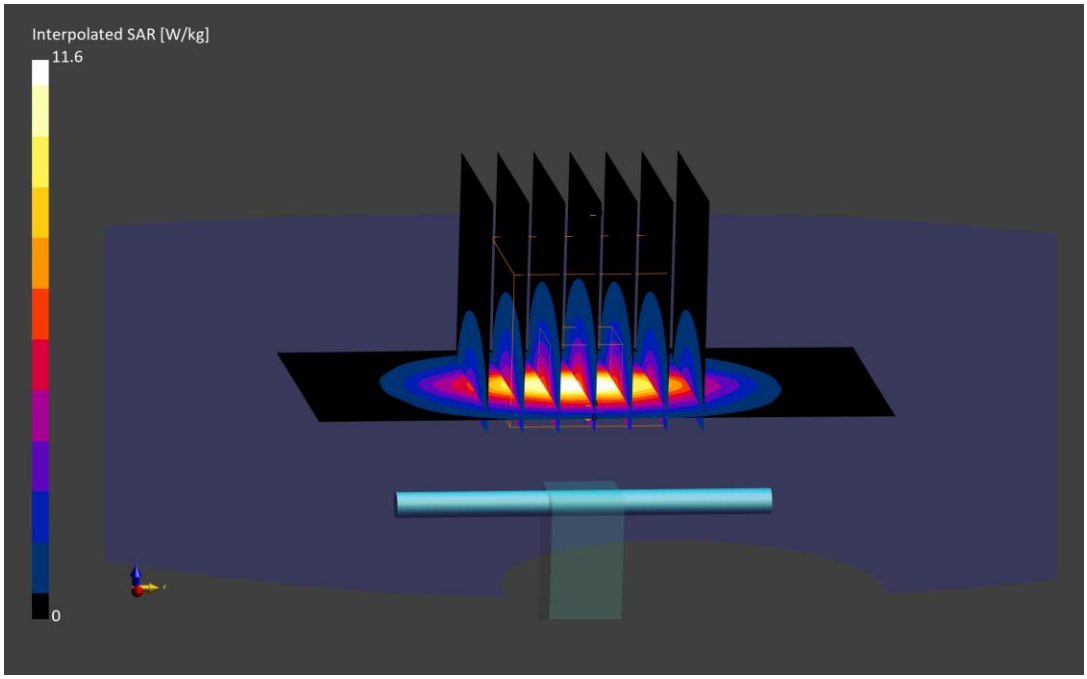

ELEMENT

DUT: Dipole 2450.0 MHz; Type: D2450V2 - SN945

Communication System: UID: 0, CW; Frequency: 2450.0 MHz
Medium: 2450 Head; Medium parameters used:
f = 2450.0 MHz; cond = 1.79 S/m; perm = 38.3; density = 1000 kg/m3
Phantom Section: Flat; Space: 10 mm

Test Date: 10/04/2023; Ambient Temp: 20.7°C; Tissue Temp: 20.6°C

Probe: EX3DV4 - SN7547; ConvF:(7.16,7.16,7.16); 2022-10-19
Sensor-Surface: 1.4mm (All points)
Electronics: DAE4 Sn1322; 2022-10-17
Phantom: Twin-SAM V8.0; Serial: 1934
Measurement SW: DASY Module SAR V16.2.0.1425

2450.0 MHz System Verification at 20.0 dBm (100 mW)

Area Scan (40.0 x 80.0): Measurement grid: dx=10.0 mm, dy=10.0 mm
Zoom Scan (30.0 x 30.0 x 30.0): Measurement grid: dx=5.0 mm, dy=5.0 mm, dz=1.5 mm; Graded Ratio: 1.5
Peak SAR (extrapolated) = 10.9 W/kg
SAR(1 g) = 5.16 W/kg; SAR(10 g) = 2.36 W/kg
Deviation (1 g) = -0.58%; Deviation (10 g) = -4.07%

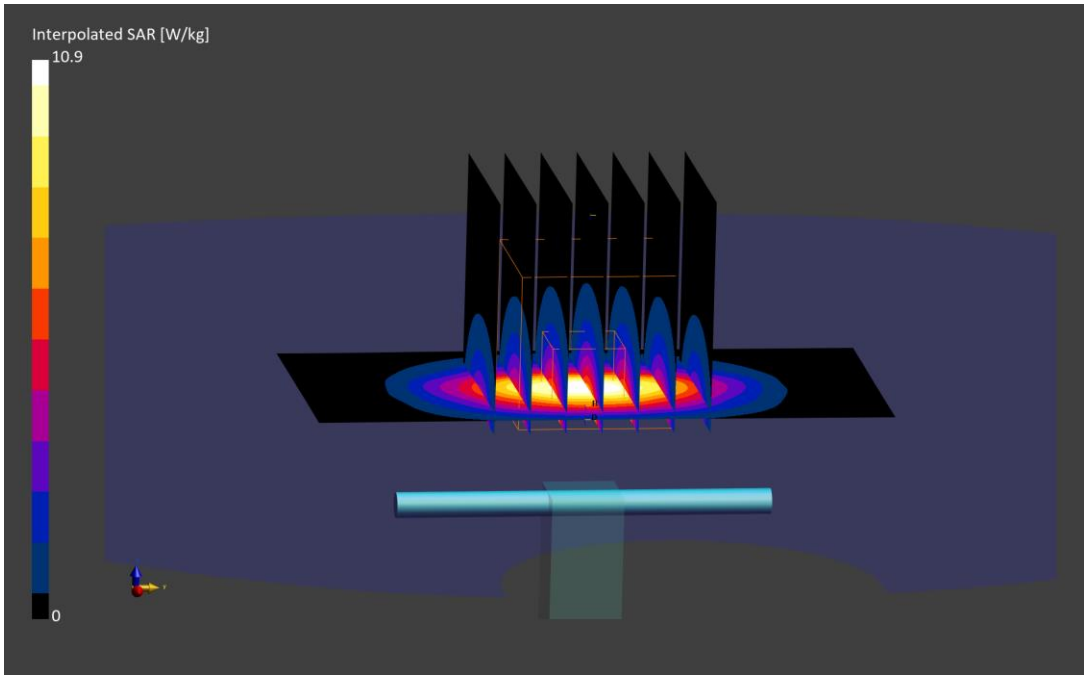

ELEMENT

DUT: Dipole 2450.0 MHz; Type: D2450V2 - SN945

Communication System: UID: 0, CW; Frequency: 2450.0 MHz
Medium: 2450 Head; Medium parameters used:
f = 2450.0 MHz; cond = 1.88 S/m; perm = 38.1; density = 1000 kg/m3
Phantom Section: Flat; Space: 10 mm

Test Date: 10/11/2023; Ambient Temp: 22.7°C; Tissue Temp: 21.4°C

Probe: EX3DV4 - SN7547; ConvF:(7.16,7.16,7.16); 2022-10-19
Sensor-Surface: 1.4mm (VMS + 6p)
Electronics: DAE4 Sn1322; 2022-10-17
Phantom: Twin-SAM V8.0; Serial: 1934
Measurement SW: DASY Module SAR V16.2.0.1425

2450.0 MHz System Verification at 20.0 dBm (100 mW)

Area Scan (40.0 x 80.0): Measurement grid: dx=10.0 mm, dy=10.0 mm
Zoom Scan (30.0 x 30.0 x 30.0): Measurement grid: dx=5.0 mm, dy=5.0 mm, dz=1.5 mm; Graded Ratio: 1.5
Peak SAR (extrapolated) = 11.5 W/kg
SAR(1 g) = 5.47 W/kg; SAR(10 g) = 2.52 W/kg
Deviation (1 g) = 5.39%; Deviation (10 g) = 2.44%

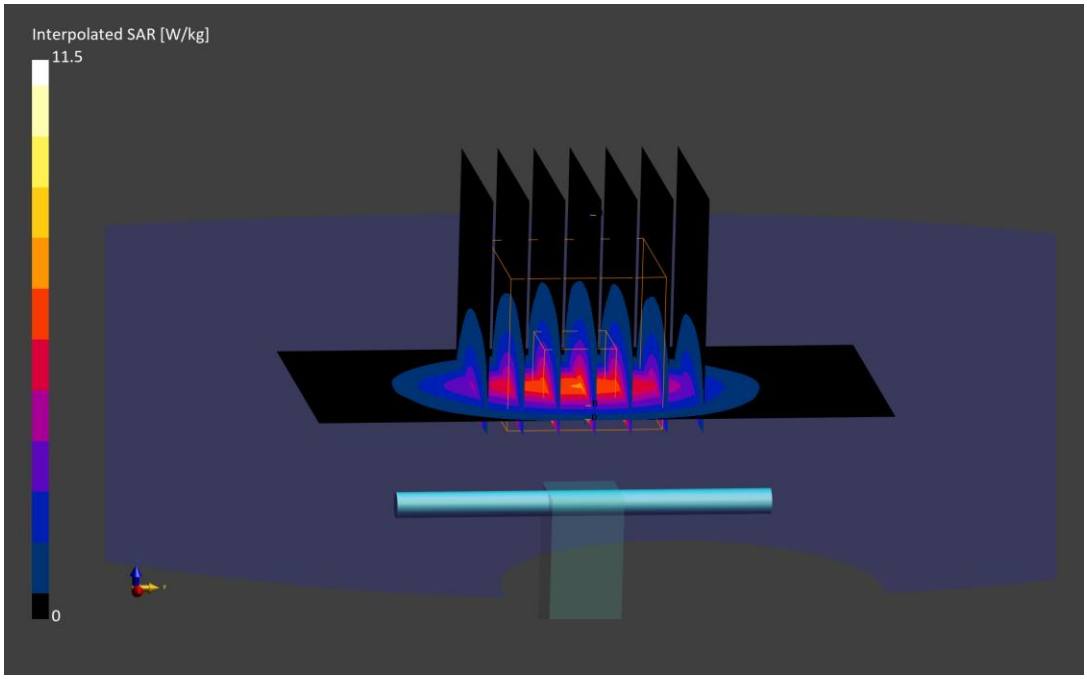

ELEMENT

DUT: Dipole 2450.0 MHz; Type: D2450V2 - SN981

Communication System: UID: 0, CW; Frequency: 2450.0 MHz
Medium: 2450 Head; Medium parameters used:
f = 2450.0 MHz; cond = 1.81 S/m; perm = 38.5; density = 1000 kg/m3
Phantom Section: Flat; Space: 10 mm

Test Date: 10/25/2023; Ambient Temp: 23.6°C; Tissue Temp: 20.9°C

Probe: EX3DV4 - SN7713; ConvF:(8.26,8.26,8.26); 2023-01-11
Sensor-Surface: 1.4mm (VMS + 6p)
Electronics: DAE4 Sn1530; 2023-01-18
Phantom: Twin-SAM V8.0; Serial: 2065
Measurement SW: DASY Module SAR V16.2.0.1425

2450.0 MHz System Verification at 20.0 dBm (100 mW)

Area Scan (40.0 x 80.0): Measurement grid: dx=10.0 mm, dy=10.0 mm
Zoom Scan (30.0 x 30.0 x 30.0): Measurement grid: dx=5.0 mm, dy=5.0 mm, dz=1.5 mm; Graded Ratio: 1.5
Peak SAR (extrapolated) = 10.7 W/kg
SAR(1 g) = 5.23 W/kg; SAR(10 g) = 2.44 W/kg
Deviation (1 g) = -2.97%; Deviation (10 g) = -3.94%

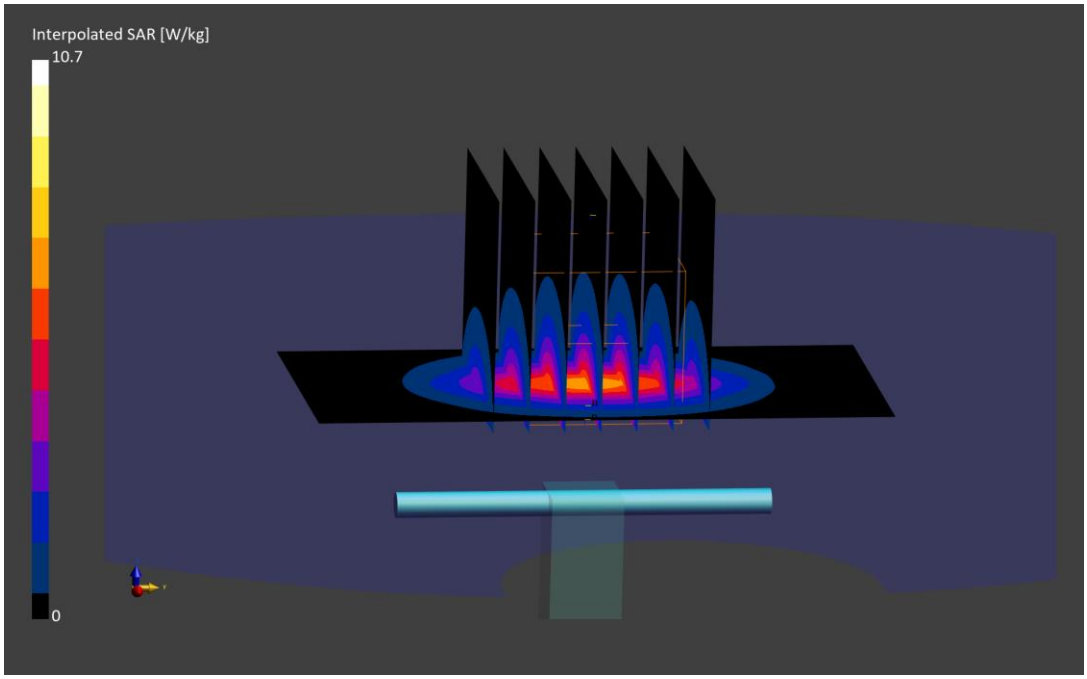

ELEMENT

DUT: Dipole 2450.0 MHz; Type: D2450V2 - SN981

Communication System: UID: 0, CW; Frequency: 2450.0 MHz
Medium: 2450 Head; Medium parameters used:
f = 2450.0 MHz; cond = 1.83 S/m; perm = 39.2; density = 1000 kg/m3
Phantom Section: Flat; Space: 10 mm

Test Date: 10/31/2023; Ambient Temp: 22.9°C; Tissue Temp: 21.7°C

Probe: EX3DV4 - SN7713; ConvF:(8.26,8.26,8.26); 2023-01-11
Sensor-Surface: 1.4mm (VMS + 6p)
Electronics: DAE4 Sn1530; 2023-01-18
Phantom: Twin-SAM V8.0; Serial: 2065
Measurement SW: DASY Module SAR V16.2.0.1425

2450.0 MHz System Verification at 20.0 dBm (100 mW)

Area Scan (40.0 x 80.0): Measurement grid: dx=10.0 mm, dy=10.0 mm
Zoom Scan (30.0 x 30.0 x 30.0): Measurement grid: dx=5.0 mm, dy=5.0 mm, dz=1.5 mm; Graded Ratio: 1.5
Peak SAR (extrapolated) = 10.7 W/kg
SAR(1 g) = 5.14 W/kg; SAR(10 g) = 2.39 W/kg
Deviation (1 g) = -4.64%; Deviation (10 g) = -5.91%

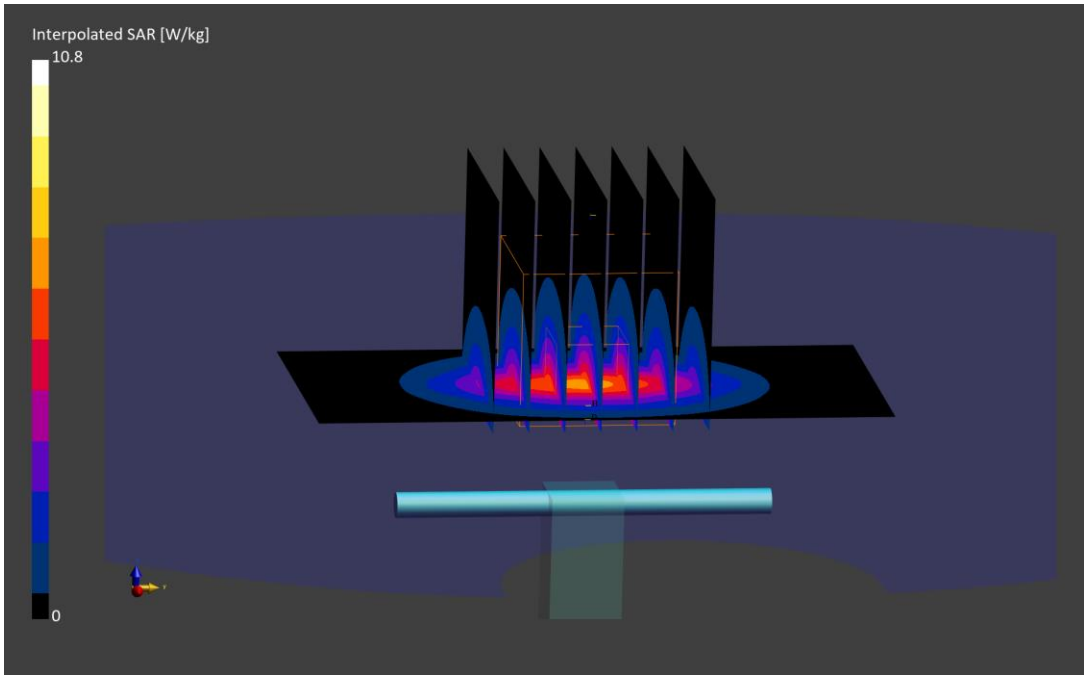

ELEMENT

DUT: Dipole 2600.0 MHz; Type: D2600V2 - SN1009

Communication System: UID: 0, CW; Frequency: 2600.0 MHz
Medium: 2450 Head; Medium parameters used:
f = 2600.0 MHz; cond = 2.05 S/m; perm = 38.6; density = 1000 kg/m3
Phantom Section: Flat; Space: 10 mm

Test Date: 10/02/2023; Ambient Temp: 22.9°C; Tissue Temp: 21.5°C

Probe: EX3DV4 - SN7547; ConvF:(6.92,6.92,6.92); 2022-10-19
Sensor-Surface: 1.4mm (All points)
Electronics: DAE4 Sn1322; 2022-10-17
Phantom: Twin-SAM V8.0; Serial: 1934
Measurement SW: DASY Module SAR V16.2.0.1425

2600.0 MHz System Verification at 20.0 dBm (100 mW)

Area Scan (40.0 x 80.0): Measurement grid: dx=10.0 mm, dy=10.0 mm
Zoom Scan (30.0 x 30.0 x 30.0): Measurement grid: dx=5.0 mm, dy=5.0 mm, dz=1.5 mm; Graded Ratio: 1.5
Peak SAR (extrapolated) = 12.8 W/kg
SAR(1 g) = 5.91 W/kg; SAR(10 g) = 2.62 W/kg
Deviation (1 g) = 3.14%; Deviation (10 g) = 1.55%

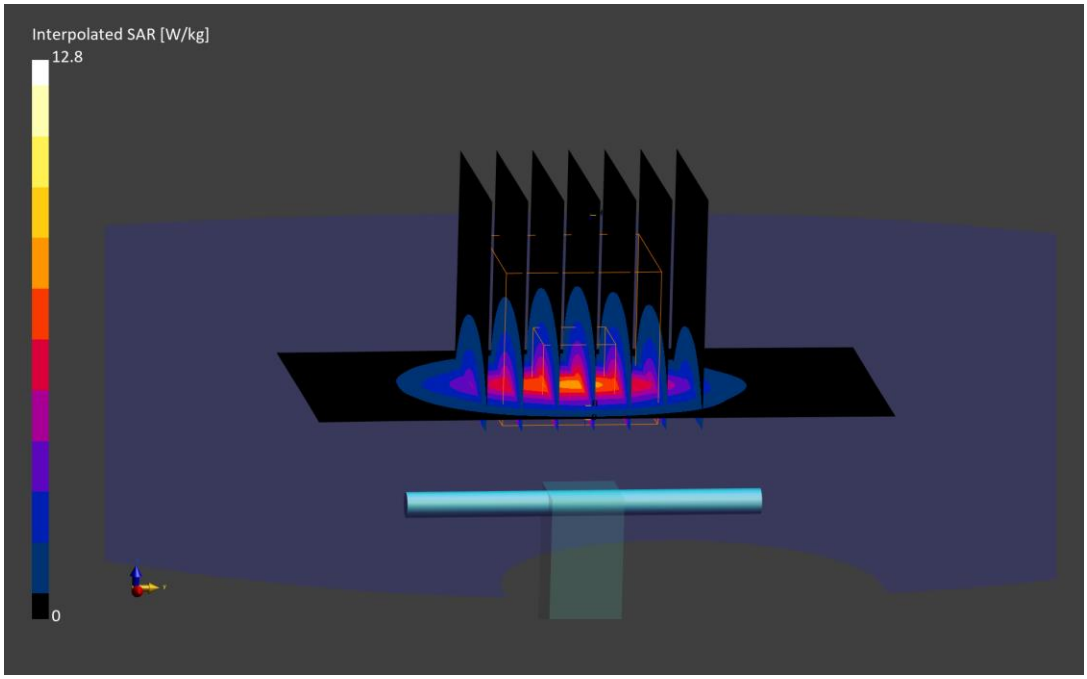

ELEMENT

DUT: Dipole 2600.0 MHz; Type: D2600V2 - SN1009

Communication System: UID: 0, CW; Frequency: 2600.0 MHz
Medium: 2450 Head; Medium parameters used:
f = 2600.0 MHz; cond = 1.96 S/m; perm = 37.8; density = 1000 kg/m3
Phantom Section: Flat; Space: 10 mm

Test Date: 10/04/2023; Ambient Temp: 20.7°C; Tissue Temp: 20.6°C

Probe: EX3DV4 - SN7547; ConvF:(6.92,6.92,6.92); 2022-10-19
Sensor-Surface: 1.4mm (All points)
Electronics: DAE4 Sn1322; 2022-10-17
Phantom: Twin-SAM V8.0; Serial: 1934
Measurement SW: DASY Module SAR V16.2.0.1425

2600.0 MHz System Verification at 20.0 dBm (100 mW)

Area Scan (40.0 x 80.0): Measurement grid: dx=10.0 mm, dy=10.0 mm
Zoom Scan (30.0 x 30.0 x 30.0): Measurement grid: dx=5.0 mm, dy=5.0 mm, dz=1.5 mm; Graded Ratio: 1.5
Peak SAR (extrapolated) = 12.6 W/kg
SAR(1 g) = 5.70 W/kg; SAR(10 g) = 2.51 W/kg
Deviation (1 g) = -0.52%; Deviation (10 g) = -2.71%

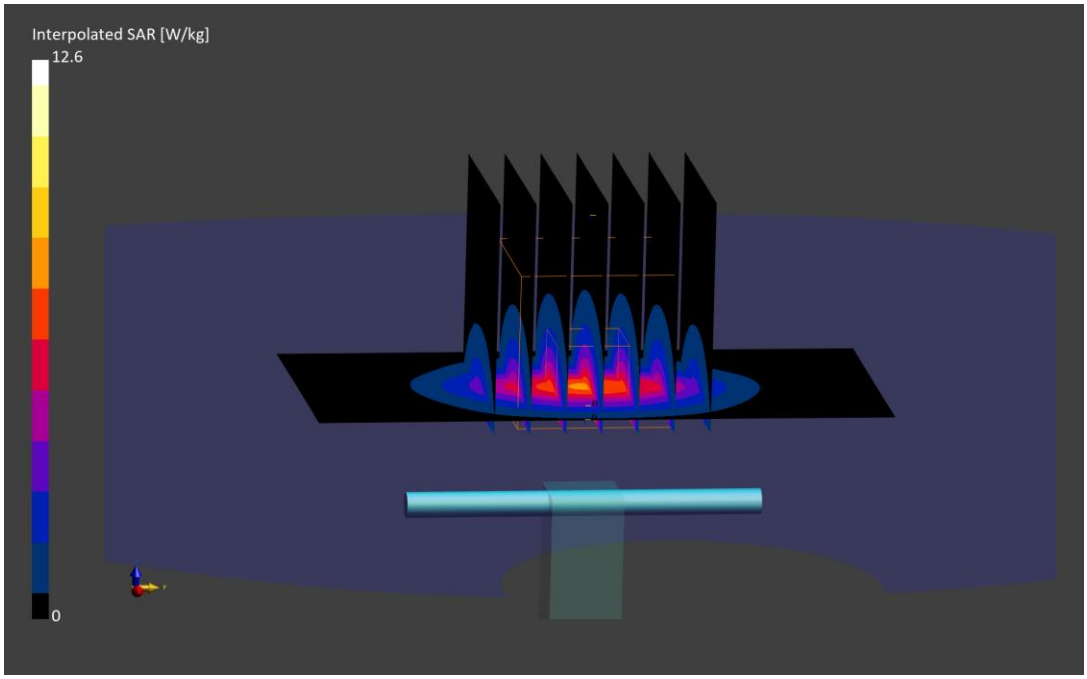

ELEMENT

DUT: Dipole 2600.0 MHz; Type: D2600V2 - SN1009

Communication System: UID: 0, CW; Frequency: 2600.0 MHz
Medium: 2450 Head; Medium parameters used:
f = 2600.0 MHz; cond = 2.04 S/m; perm = 37.6; density = 1000 kg/m3
Phantom Section: Flat; Space: 10 mm

Test Date: 10/11/2023; Ambient Temp: 22.7°C; Tissue Temp: 21.4°C

Probe: EX3DV4 - SN7547; ConvF:(6.92,6.92,6.92); 2022-10-19
Sensor-Surface: 1.4mm (VMS + 6p)
Electronics: DAE4 Sn1322; 2022-10-17
Phantom: Twin-SAM V8.0; Serial: 1934
Measurement SW: DASY Module SAR V16.2.0.1425

2600.0 MHz System Verification at 20.0 dBm (100 mW)

Area Scan (40.0 x 80.0): Measurement grid: dx=10.0 mm, dy=10.0 mm
Zoom Scan (30.0 x 30.0 x 30.0): Measurement grid: dx=5.0 mm, dy=5.0 mm, dz=1.5 mm; Graded Ratio: 1.5
Peak SAR (extrapolated) = 12.9 W/kg
SAR(1 g) = 5.89 W/kg; SAR(10 g) = 2.62 W/kg
Deviation (1 g) = 2.79%; Deviation (10 g) = 1.55%

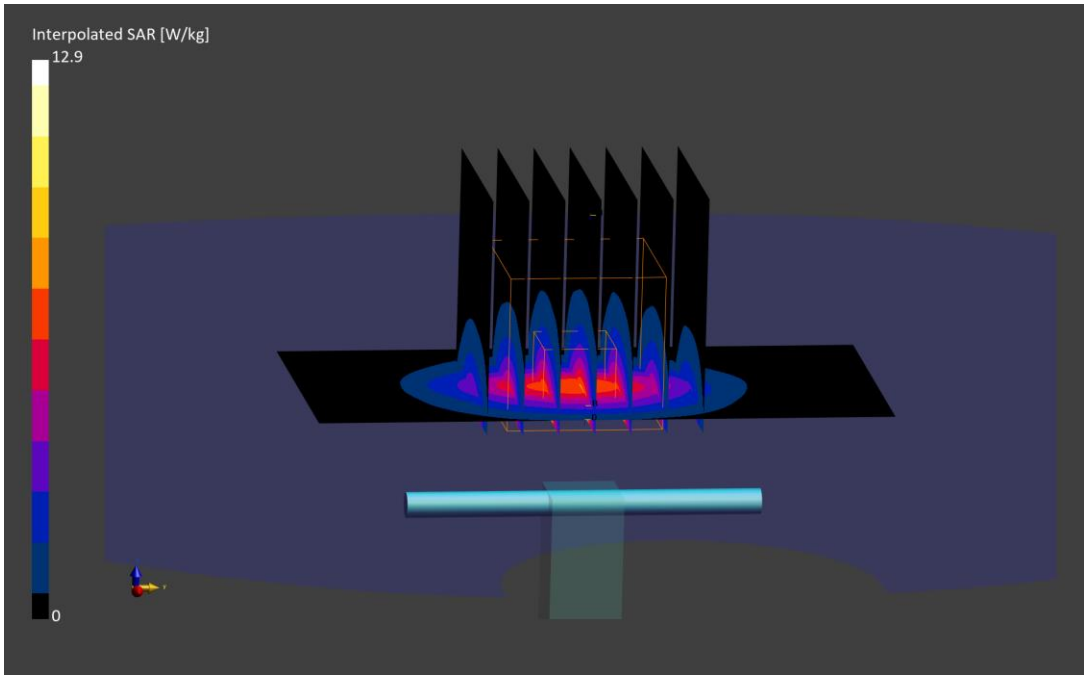

ELEMENT

DUT: Dipole 2600.0 MHz; Type: D2600V2 - SN1126

Communication System: UID: 0, CW; Frequency: 2600.0 MHz
Medium: 2450 Head; Medium parameters used:
f = 2600.0 MHz; cond = 1.93 S/m; perm = 38.1; density = 1000 kg/m3
Phantom Section: Flat; Space: 10 mm

Test Date: 10/11/2023; Ambient Temp: 20.3°C; Tissue Temp: 20.7°C

Probe: EX3DV4 - SN7565; ConvF:(6.89,6.89,6.89); 2023-01-12
Sensor-Surface: 1.4mm (VMS + 6p)
Electronics: DAE4 Sn1466; 2023-01-20
Phantom: Twin-SAM V8.0 (30deg probe tilt); Serial: 1937
Measurement SW: DASY Module SAR V16.2.0.1425

2600.0 MHz System Verification at 20.0 dBm (100 mW)

Area Scan (40.0 x 80.0): Measurement grid: dx=10.0 mm, dy=10.0 mm
Zoom Scan (30.0 x 30.0 x 30.0): Measurement grid: dx=5.0 mm, dy=5.0 mm, dz=1.5 mm; Graded Ratio: 1.5
Peak SAR (extrapolated) = 12.7 W/kg
SAR(1 g) = 5.92 W/kg; SAR(10 g) = 2.66 W/kg
Deviation (1 g) = 5.71%; Deviation (10 g) = 5.14%

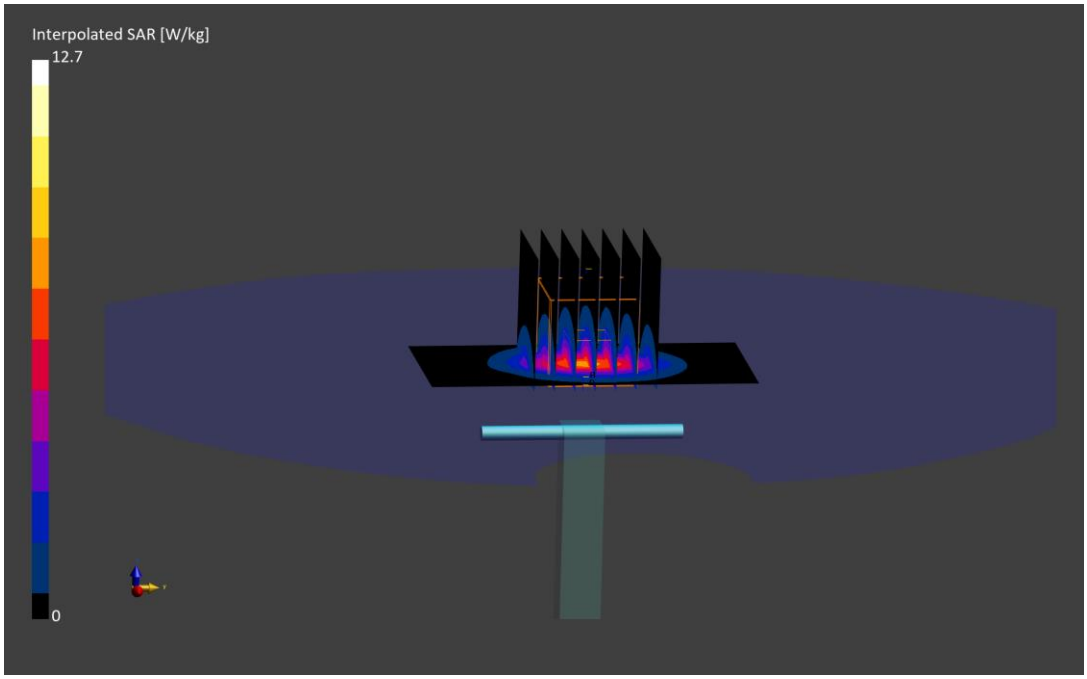

ELEMENT

DUT: Dipole 3500.0 MHz; Type: D3500V2 - SN1126

Communication System: UID: 0, CW; Frequency: 3500.0 MHz
Medium: 3600 Head; Medium parameters used:
f = 3500.0 MHz; cond = 2.81 S/m; perm = 38.7; density = 1000 kg/m3
Phantom Section: Flat; Space: 10 mm

Test Date: 10/16/2023; Ambient Temp: 21.1°C; Tissue Temp: 20.3°C

Probe: EX3DV4 - SN7638; ConvF:(7.02,7.02,7.02); 2023-03-16
Sensor-Surface: 1.4mm (VMS + 6p)
Electronics: DAE4 Sn1408; 2023-03-13
Phantom: Twin-SAM V8.0; Serial: 1357
Measurement SW: DASY Module SAR V16.2.0.1425

3500.0 MHz System Verification at 20.0 dBm (100 mW)

Area Scan (40.0 x 80.0): Measurement grid: dx=10.0 mm, dy=10.0 mm
Zoom Scan (28.0 x 28.0 x 28.0): Measurement grid: dx=5.0 mm, dy=5.0 mm, dz=1.4 mm; Graded Ratio: 1.5
Peak SAR (extrapolated) = 17.1 W/kg
SAR(1 g) = 6.75 W/kg; SAR(10 g) = 2.57 W/kg
Deviation (1 g) = 0.75%; Deviation (10 g) = 2.80%

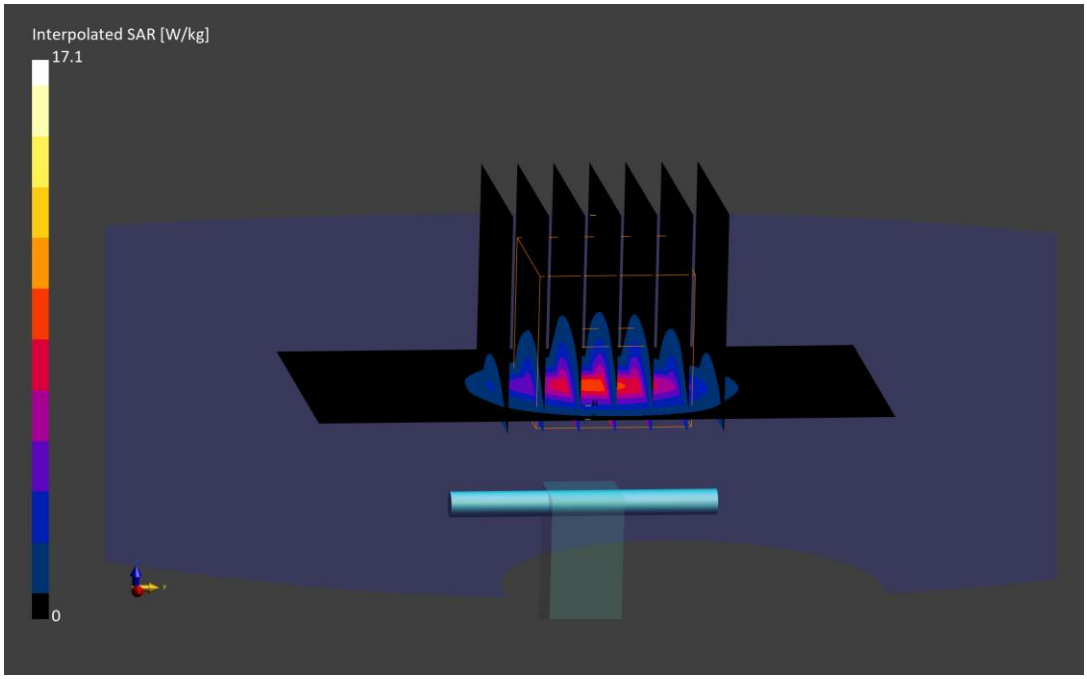

ELEMENT

DUT: Dipole 3500.0 MHz; Type: D3500V2 - SN1126

Communication System: UID: 0, CW; Frequency: 3500.0 MHz
Medium: 3600 Head; Medium parameters used:
f = 3500.0 MHz; cond = 2.95 S/m; perm = 37.1; density = 1000 kg/m3
Phantom Section: Flat; Space: 10 mm

Test Date: 10/25/2023; Ambient Temp: 23.0°C; Tissue Temp: 21.1°C

Probe: EX3DV4 - SN7490; ConvF:(6.9,6.9,6.9); 2022-12-09
Sensor-Surface: 1.4mm (VMS + 6p)
Electronics: DAE4 Sn1644; 2022-12-13
Phantom: Twin-SAM V8.0; Serial: 2034
Measurement SW: DASY Module SAR V16.2.0.1425

3500.0 MHz System Verification at 20.0 dBm (100 mW)

Area Scan (40.0 x 80.0): Measurement grid: dx=10.0 mm, dy=10.0 mm
Zoom Scan (28.0 x 28.0 x 28.0): Measurement grid: dx=5.0 mm, dy=5.0 mm, dz=1.4 mm; Graded Ratio: 1.5
Peak SAR (extrapolated) = 18.6 W/kg
SAR(1 g) = 7.06 W/kg; SAR(10 g) = 2.67 W/kg
Deviation (1 g) = 5.37%; Deviation (10 g) = 6.80%

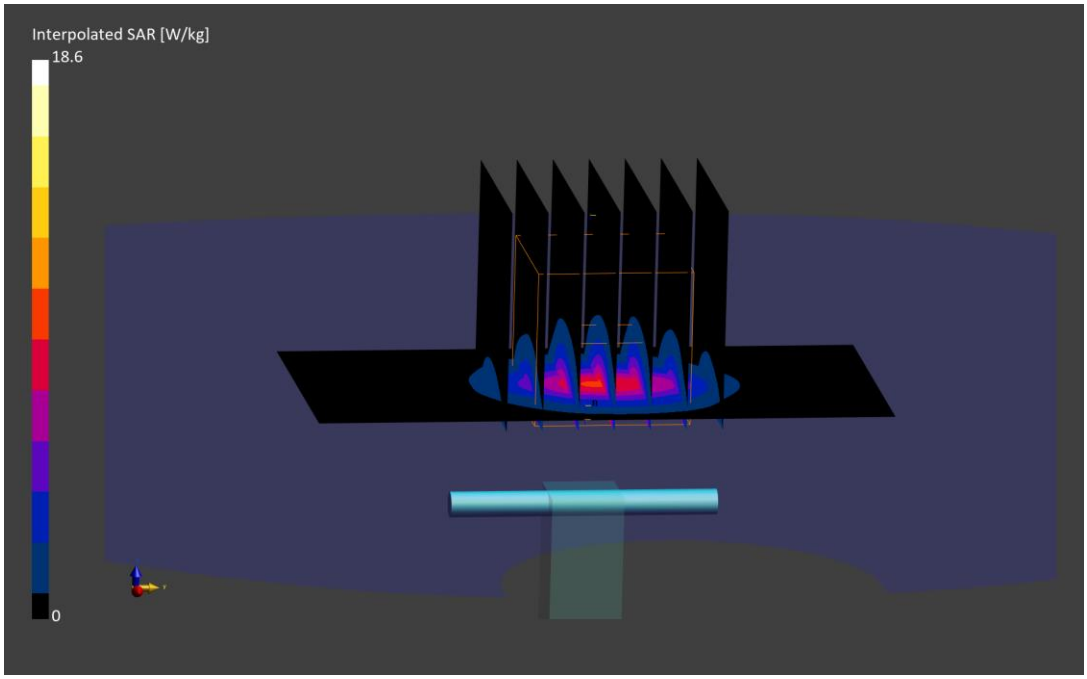

ELEMENT

DUT: Dipole 3700.0 MHz; Type: D3700V2 - SN1097

Communication System: UID: 0, CW; Frequency: 3700.0 MHz
Medium: 3600 Head; Medium parameters used:
f = 3700.0 MHz; cond = 3.01 S/m; perm = 38.3; density = 1000 kg/m3
Phantom Section: Flat; Space: 10 mm

Test Date: 10/16/2023; Ambient Temp: 21.1°C; Tissue Temp: 20.3°C

Probe: EX3DV4 - SN7638; ConvF:(6.99,6.99,6.99); 2023-03-16
Sensor-Surface: 1.4mm (VMS + 6p)
Electronics: DAE4 Sn1408; 2023-03-13
Phantom: Twin-SAM V8.0; Serial: 1357
Measurement SW: DASY Module SAR V16.2.0.1425

3700.0 MHz System Verification at 20.0 dBm (100 mW)

Area Scan (40.0 x 80.0): Measurement grid: dx=10.0 mm, dy=10.0 mm
Zoom Scan (28.0 x 28.0 x 28.0): Measurement grid: dx=5.0 mm, dy=5.0 mm, dz=1.4 mm; Graded Ratio: 1.5
Peak SAR (extrapolated) = 18.2 W/kg
SAR(1 g) = 6.77 W/kg; SAR(10 g) = 2.49 W/kg
Deviation (1 g) = -0.59%; Deviation (10 g) = 1.63%

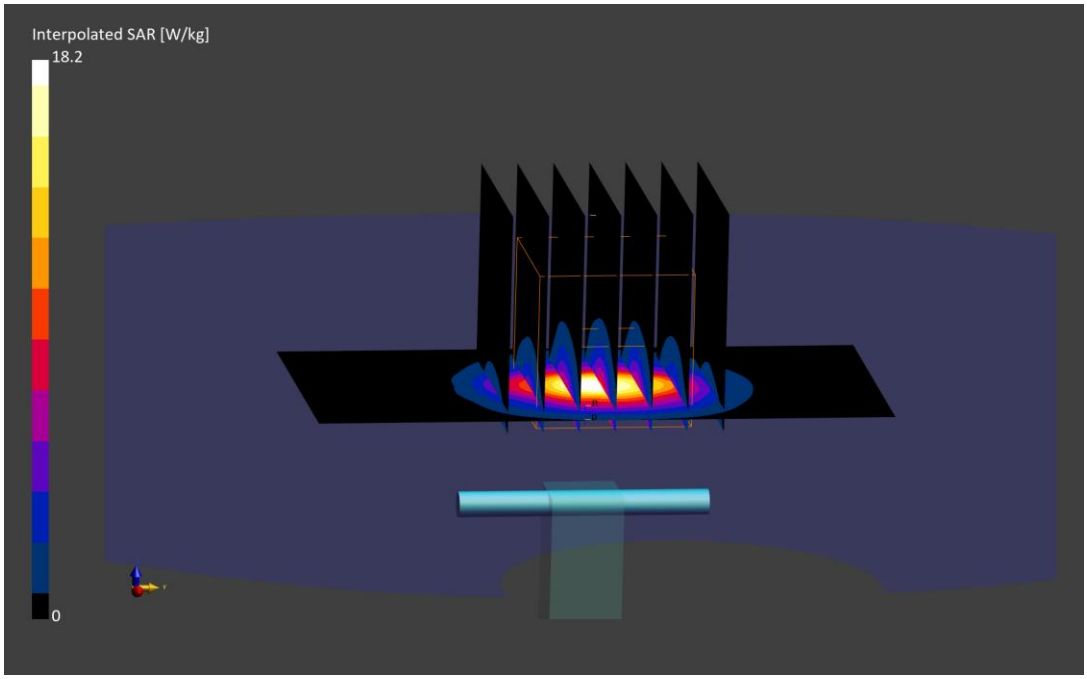

ELEMENT

DUT: Dipole 3700.0 MHz; Type: D3700V2 - SN1097

Communication System: UID: 0, CW; Frequency: 3700.0 MHz
Medium: 3600 Head; Medium parameters used:
f = 3700.0 MHz; cond = 3.11 S/m; perm = 36.8; density = 1000 kg/m3
Phantom Section: Flat; Space: 10 mm

Test Date: 10/25/2023; Ambient Temp: 23.0°C; Tissue Temp: 21.1°C

Probe: EX3DV4 - SN7490; ConvF:(6.7,6.7,6.7); 2022-12-09
Sensor-Surface: 1.4mm (VMS + 6p)
Electronics: DAE4 Sn1644; 2022-12-13
Phantom: Twin-SAM V8.0; Serial: 2034
Measurement SW: DASY Module SAR V16.2.0.1425

3700.0 MHz System Verification at 20.0 dBm (100 mW)

Area Scan (40.0 x 80.0): Measurement grid: dx=10.0 mm, dy=10.0 mm
Zoom Scan (28.0 x 28.0 x 28.0): Measurement grid: dx=5.0 mm, dy=5.0 mm, dz=1.4 mm; Graded Ratio: 1.5
Peak SAR (extrapolated) = 17.9 W/kg
SAR(1 g) = 6.57 W/kg; SAR(10 g) = 2.42 W/kg
Deviation (1 g) = -3.52%; Deviation (10 g) = -1.22%

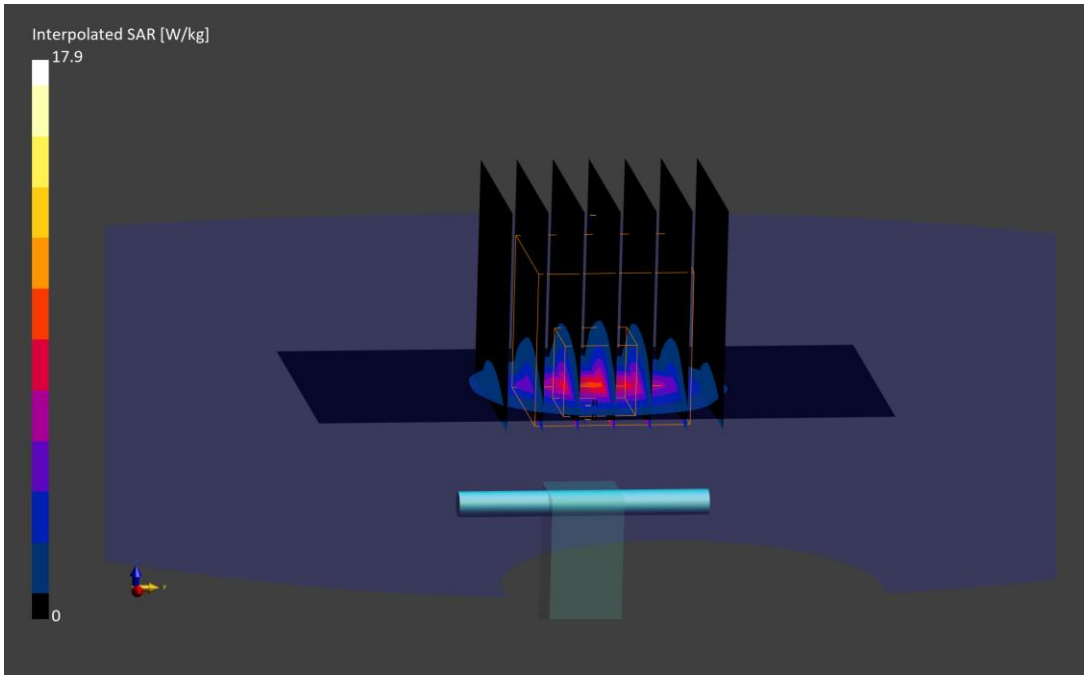

ELEMENT

DUT: Dipole 3900.0 MHz; Type: D3900V2 - SN1062

Communication System: UID: 0, CW; Frequency: 3900.0 MHz
Medium: 3600 Head; Medium parameters used:
f = 3900.0 MHz; cond = 3.21 S/m; perm = 38.0; density = 1000 kg/m3
Phantom Section: Flat; Space: 10 mm

Test Date: 10/16/2023; Ambient Temp: 21.1°C; Tissue Temp: 20.3°C

Probe: EX3DV4 - SN7638; ConvF:(6.92,6.92,6.92); 2023-03-16
Sensor-Surface: 1.4mm (VMS + 6p)
Electronics: DAE4 Sn1408; 2023-03-13
Phantom: Twin-SAM V8.0; Serial: 1357
Measurement SW: DASY Module SAR V16.2.0.1425

3900.0 MHz System Verification at 20.0 dBm (100 mW)

Area Scan (40.0 x 80.0): Measurement grid: dx=10.0 mm, dy=10.0 mm
Zoom Scan (28.0 x 28.0 x 28.0): Measurement grid: dx=5.0 mm, dy=5.0 mm, dz=1.4 mm; Graded Ratio: 1.5
Peak SAR (extrapolated) = 20.2 W/kg
SAR(1 g) = 7.22 W/kg; SAR(10 g) = 2.53 W/kg
Deviation (1 g) = 5.25%; Deviation (10 g) = 6.30%

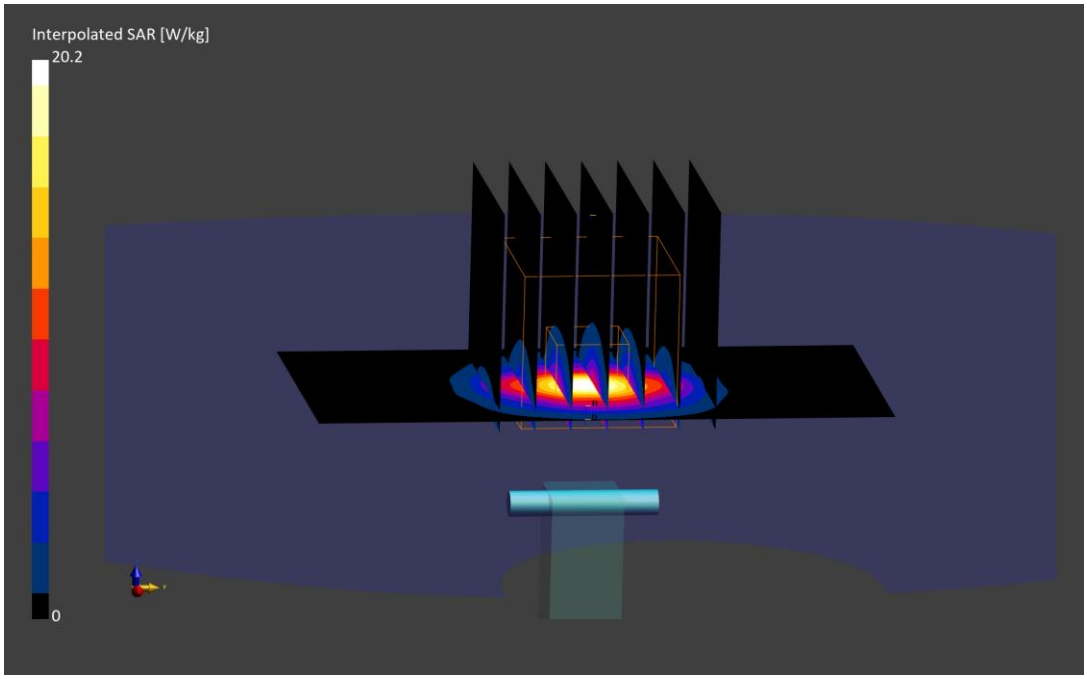

ELEMENT

DUT: Dipole 3900.0 MHz; Type: D3900V2 - SN1062

Communication System: UID: 0, CW; Frequency: 3900.0 MHz
Medium: 3600 Head; Medium parameters used:
f = 3900.0 MHz; cond = 3.27 S/m; perm = 36.6; density = 1000 kg/m3
Phantom Section: Flat; Space: 10 mm

Test Date: 10/25/2023; Ambient Temp: 23.0°C; Tissue Temp: 21.1°C

Probe: EX3DV4 - SN7490; ConvF:(6.6,6.6,6.6); 2022-12-09
Sensor-Surface: 1.4mm (VMS + 6p)
Electronics: DAE4 Sn1644; 2022-12-13
Phantom: Twin-SAM V8.0; Serial: 2034
Measurement SW: DASY Module SAR V16.2.0.1425

3900.0 MHz System Verification at 20.0 dBm (100 mW)

Area Scan (40.0 x 80.0): Measurement grid: dx=10.0 mm, dy=10.0 mm
Zoom Scan (28.0 x 28.0 x 28.0): Measurement grid: dx=5.0 mm, dy=5.0 mm, dz=1.4 mm; Graded Ratio: 1.5
Peak SAR (extrapolated) = 18.6 W/kg
SAR(1 g) = 6.93 W/kg; SAR(10 g) = 2.45 W/kg
Deviation (1 g) = 1.02%; Deviation (10 g) = 2.94%

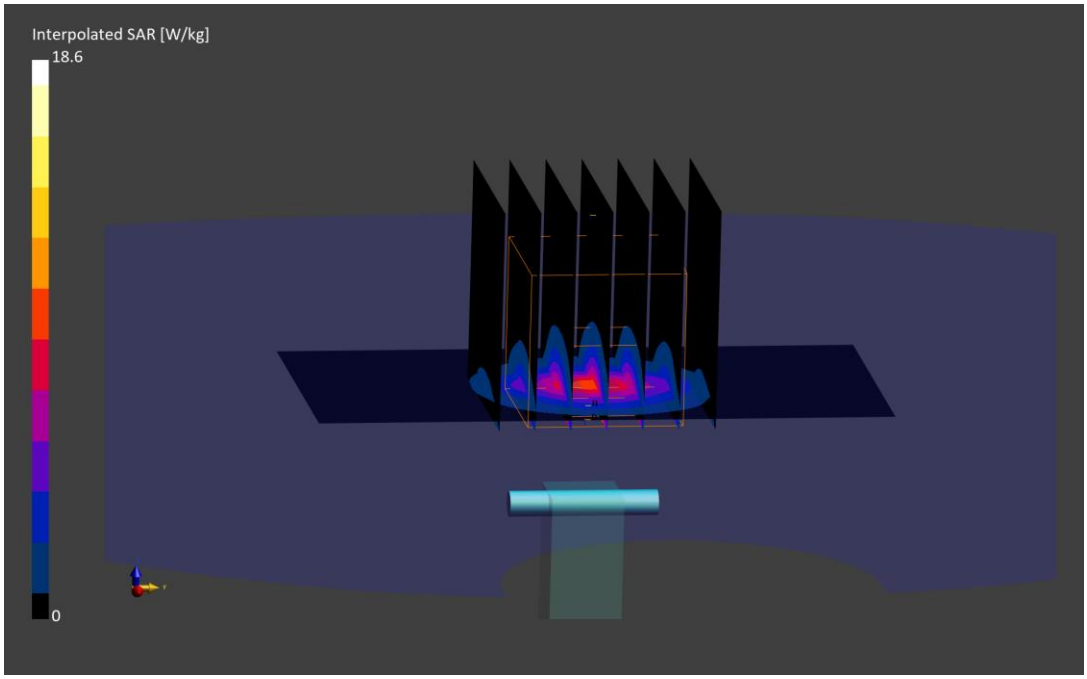

ELEMENT

DUT: Dipole 5250.0 MHz; Type: D5GHzV2 - SN1191

Communication System: UID: 0, CW; Frequency: 5250.0 MHz
Medium: 5200-5800 Head; Medium parameters used:
f = 5250.0 MHz; cond = 4.60 S/m; perm = 35.5; density = 1000 kg/m3
Phantom Section: Flat; Space: 10 mm

Test Date: 10/18/2023; Ambient Temp: 19.8°C; Tissue Temp: 19.1°C

Probe: EX3DV4 - SN7417; ConvF:(5.61,5.61,5.61); 2023-02-08
Sensor-Surface: 1.4mm (VMS + 6p)
Electronics: DAE4 Sn665; 2023-02-15
Phantom: Twin-SAM V5.0; Serial: 1757
Measurement SW: DASY Module SAR V16.2.0.1425

5250.0 MHz System Verification at 17.0 dBm (50 mW)

Area Scan (40.0 x 80.0): Measurement grid: dx=10.0 mm, dy=10.0 mm
Zoom Scan (22.0 x 22.0 x 22.0): Measurement grid: dx=4.0 mm, dy=4.0 mm, dz=1.4 mm; Graded Ratio: 1.4
Peak SAR (extrapolated) = 15.5 W/kg
SAR(1 g) = 3.89 W/kg; SAR(10 g) = 1.10 W/kg
Deviation (1 g) = -3.23%; Deviation (10 g) = -4.76%



ELEMENT

DUT: Dipole 5250.0 MHz; Type: D5GHzV2 - SN1191

Communication System: UID: 0, CW; Frequency: 5250.0 MHz
Medium: 5200-5800 Head; Medium parameters used:
f = 5250.0 MHz; cond = 4.61 S/m; perm = 35.9; density = 1000 kg/m3
Phantom Section: Flat; Space: 10 mm

Test Date: 10/23/2023; Ambient Temp: 20.9°C; Tissue Temp: 19.9°C

Probe: EX3DV4 - SN7570; ConvF:(5.52,5.52,5.52); 2023-01-11
Sensor-Surface: 1.4mm (VMS + 6p)
Electronics: DAE4 Sn1558; 2023-01-17
Phantom: Twin-SAM V8.0; Serial: 2060
Measurement SW: DASY Module SAR V16.2.0.1425

5250.0 MHz System Verification at 17.0 dBm (50 mW)

Area Scan (40.0 x 80.0): Measurement grid: dx=10.0 mm, dy=10.0 mm
Zoom Scan (22.0 x 22.0 x 22.0): Measurement grid: dx=4.0 mm, dy=4.0 mm, dz=1.4 mm; Graded Ratio: 1.4
Peak SAR (extrapolated) = 14.4 W/kg
SAR(1 g) = 3.77 W/kg; SAR(10 g) = 1.09 W/kg
Deviation (1 g) = -6.22%; Deviation (10 g) = -5.63%

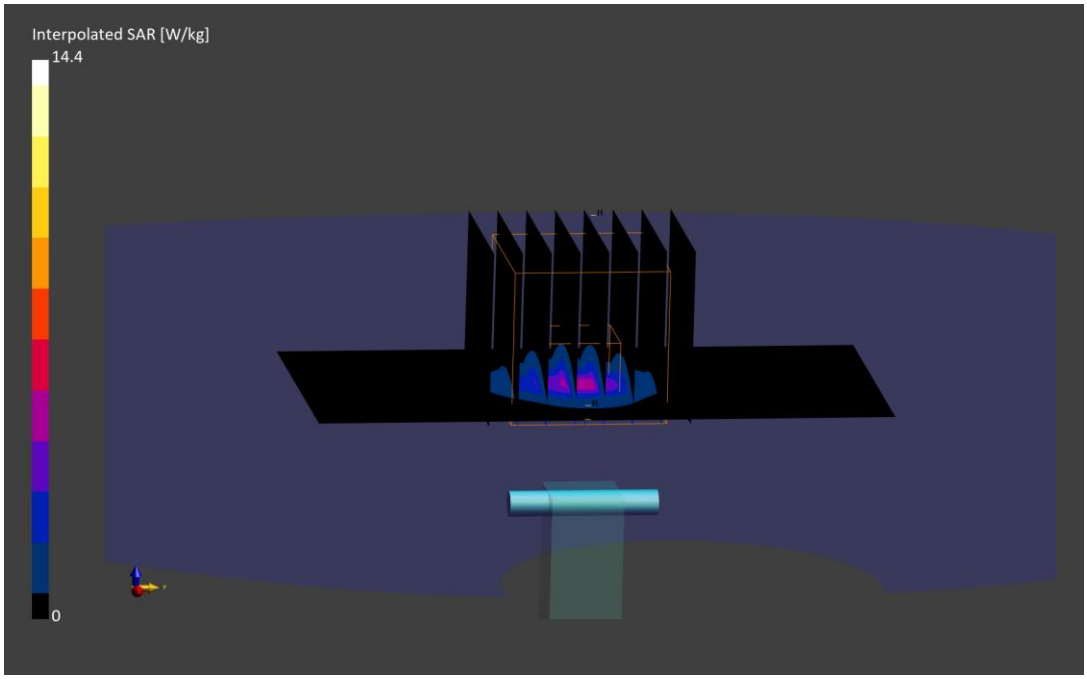

ELEMENT

DUT: Dipole 5600.0 MHz; Type: D5GHzV2 - SN1191

Communication System: UID: 0, CW; Frequency: 5600.0 MHz
Medium: 5200-5800 Head; Medium parameters used:
f = 5600.0 MHz; cond = 5.00 S/m; perm = 34.9; density = 1000 kg/m3
Phantom Section: Flat; Space: 10 mm

Test Date: 10/18/2023; Ambient Temp: 19.8°C; Tissue Temp: 19.1°C

Probe: EX3DV4 - SN7417; ConvF:(4.99,4.99,4.99); 2023-02-08
Sensor-Surface: 1.4mm (VMS + 6p)
Electronics: DAE4 Sn665; 2023-02-15
Phantom: Twin-SAM V5.0; Serial: 1757
Measurement SW: DASY Module SAR V16.2.0.1425

5600.0 MHz System Verification at 17.0 dBm (50 mW)

Area Scan (40.0 x 80.0): Measurement grid: dx=10.0 mm, dy=10.0 mm
Zoom Scan (22.0 x 22.0 x 22.0): Measurement grid: dx=4.0 mm, dy=4.0 mm, dz=1.4 mm; Graded Ratio: 1.4
Peak SAR (extrapolated) = 17.1 W/kg
SAR(1 g) = 4.00 W/kg; SAR(10 g) = 1.13 W/kg
Deviation (1 g) = -2.32%; Deviation (10 g) = -3.00%



ELEMENT

DUT: Dipole 5600.0 MHz; Type: D5GHzV2 - SN1191

Communication System: UID: 0, CW; Frequency: 5600.0 MHz
Medium: 5200-5800 Head; Medium parameters used:
f = 5600.0 MHz; cond = 5.01 S/m; perm = 35.3; density = 1000 kg/m3
Phantom Section: Flat; Space: 10 mm

Test Date: 10/23/2023; Ambient Temp: 20.9°C; Tissue Temp: 19.9°C

Probe: EX3DV4 - SN7570; ConvF:(4.84,4.84,4.84); 2023-01-11
Sensor-Surface: 1.4mm (VMS + 6p)
Electronics: DAE4 Sn1558; 2023-01-17
Phantom: Twin-SAM V8.0; Serial: 2060
Measurement SW: DASY Module SAR V16.2.0.1425

5600.0 MHz System Verification at 17.0 dBm (50 mW)

Area Scan (40.0 x 80.0): Measurement grid: dx=10.0 mm, dy=10.0 mm
Zoom Scan (22.0 x 22.0 x 22.0): Measurement grid: dx=4.0 mm, dy=4.0 mm, dz=1.4 mm; Graded Ratio: 1.4
Peak SAR (extrapolated) = 16.7 W/kg
SAR(1 g) = 4.08 W/kg; SAR(10 g) = 1.18 W/kg
Deviation (1 g) = -0.37%; Deviation (10 g) = 1.29%



ELEMENT

DUT: Dipole 5750.0 MHz; Type: D5GHzV2 - SN1191

Communication System: UID: 0, CW; Frequency: 5750.0 MHz
Medium: 5200-5800 Head; Medium parameters used:
f = 5750.0 MHz; cond = 5.17 S/m; perm = 34.7; density = 1000 kg/m3
Phantom Section: Flat; Space: 10 mm

Test Date: 10/18/2023; Ambient Temp: 19.8°C; Tissue Temp: 19.1°C

Probe: EX3DV4 - SN7417; ConvF:(5.13,5.13,5.13); 2023-02-08
Sensor-Surface: 1.4mm (VMS + 6p)
Electronics: DAE4 Sn665; 2023-02-15
Phantom: Twin-SAM V5.0; Serial: 1757
Measurement SW: DASY Module SAR V16.2.0.1425

5750.0 MHz System Verification at 17.0 dBm (50 mW)

Area Scan (40.0 x 80.0): Measurement grid: dx=10.0 mm, dy=10.0 mm
Zoom Scan (22.0 x 22.0 x 22.0): Measurement grid: dx=4.0 mm, dy=4.0 mm, dz=1.4 mm; Graded Ratio: 1.4
Peak SAR (extrapolated) = 16.6 W/kg
SAR(1 g) = 3.79 W/kg; SAR(10 g) = 1.08 W/kg
Deviation (1 g) = -3.32%; Deviation (10 g) = -3.14%



ELEMENT

DUT: Dipole 5750.0 MHz; Type: D5GHzV2 - SN1191

Communication System: UID: 0, CW; Frequency: 5750.0 MHz
Medium: 5200-5800 Head; Medium parameters used:
f = 5750.0 MHz; cond = 5.20 S/m; perm = 35.0; density = 1000 kg/m3
Phantom Section: Flat; Space: 10 mm

Test Date: 10/23/2023; Ambient Temp: 20.9°C; Tissue Temp: 19.9°C

Probe: EX3DV4 - SN7570; ConvF:(4.92,4.92,4.92); 2023-01-11
Sensor-Surface: 1.4mm (VMS + 6p)
Electronics: DAE4 Sn1558; 2023-01-17
Phantom: Twin-SAM V8.0; Serial: 2060
Measurement SW: DASY Module SAR V16.2.0.1425

5750.0 MHz System Verification at 17.0 dBm (50 mW)

Area Scan (40.0 x 80.0): Measurement grid: dx=10.0 mm, dy=10.0 mm
Zoom Scan (22.0 x 22.0 x 22.0): Measurement grid: dx=4.0 mm, dy=4.0 mm, dz=1.4 mm; Graded Ratio: 1.4
Peak SAR (extrapolated) = 16.2 W/kg
SAR(1 g) = 3.82 W/kg; SAR(10 g) = 1.08 W/kg
Deviation (1 g) = -2.55%; Deviation (10 g) = -3.14%

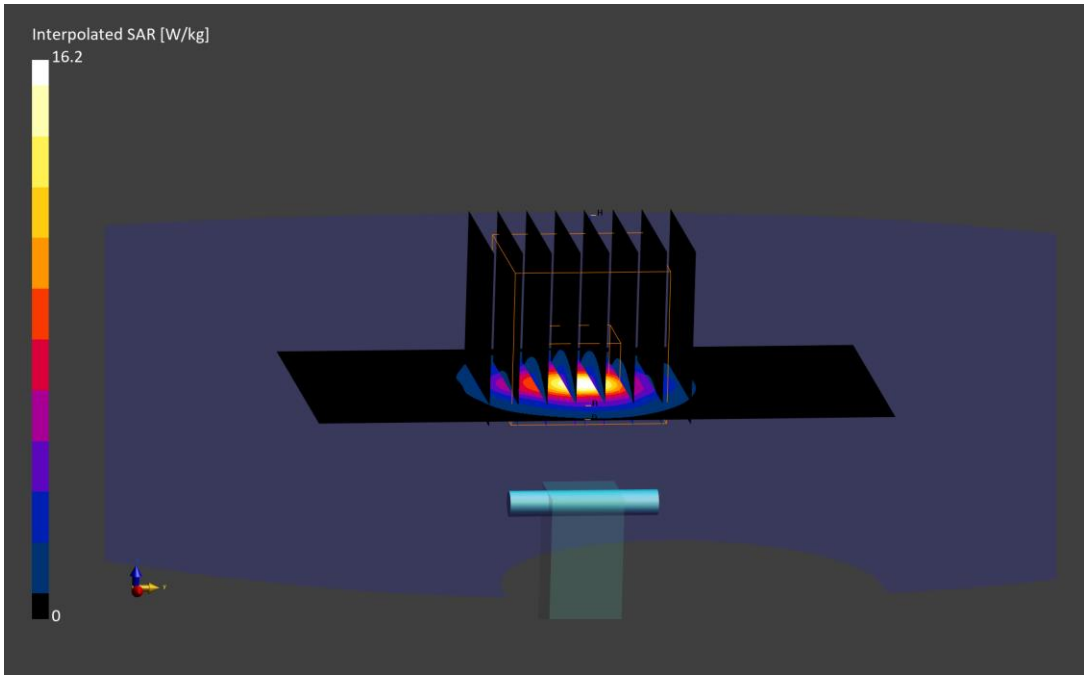

ELEMENT

DUT: Dipole 5800.0 MHz; Type: D5GHzV2 - SN1191

Communication System: UID: 0, CW; Frequency: 5800.0 MHz
Medium: 5200-5800 Head; Medium parameters used:
f = 5800.0 MHz; cond = 5.24 S/m; perm = 34.6; density = 1000 kg/m3
Phantom Section: Flat; Space: 10 mm

Test Date: 10/18/2023; Ambient Temp: 19.8°C; Tissue Temp: 19.1°C

Probe: EX3DV4 - SN7417; ConvF:(4.88,4.88,4.88); 2023-02-08
Sensor-Surface: 1.4mm (VMS + 6p)
Electronics: DAE4 Sn665; 2023-02-15
Phantom: Twin-SAM V5.0; Serial: 1757
Measurement SW: DASY Module SAR V16.2.0.1425

5800.0 MHz System Verification at 17.0 dBm (50 mW)

Area Scan (40.0 x 80.0): Measurement grid: dx=10.0 mm, dy=10.0 mm
Zoom Scan (22.0 x 22.0 x 22.0): Measurement grid: dx=4.0 mm, dy=4.0 mm, dz=1.4 mm; Graded Ratio: 1.4
Peak SAR (extrapolated) = 16.7 W/kg
SAR(1 g) = 3.74 W/kg; SAR(10 g) = 1.06 W/kg
Deviation (1 g) = -5.32%; Deviation (10 g) = -4.93%



ELEMENT

DUT: Dipole 5800.0 MHz; Type: D5GHzV2 - SN1191

Communication System: UID: 0, CW; Frequency: 5800.0 MHz
Medium: 5200-5800 Head; Medium parameters used:
f = 5800.0 MHz; cond = 5.26 S/m; perm = 34.9; density = 1000 kg/m3
Phantom Section: Flat; Space: 10 mm

Test Date: 10/23/2023; Ambient Temp: 20.9°C; Tissue Temp: 19.9°C

Probe: EX3DV4 - SN7570; ConvF:(4.78,4.78,4.78); 2023-01-11
Sensor-Surface: 1.4mm (VMS + 6p)
Electronics: DAE4 Sn1558; 2023-01-17
Phantom: Twin-SAM V8.0; Serial: 2060
Measurement SW: DASY Module SAR V16.2.0.1425

5800.0 MHz System Verification at 17.0 dBm (50 mW)

Area Scan (40.0 x 80.0): Measurement grid: dx=10.0 mm, dy=10.0 mm
Zoom Scan (22.0 x 22.0 x 22.0): Measurement grid: dx=4.0 mm, dy=4.0 mm, dz=1.4 mm; Graded Ratio: 1.4
Peak SAR (extrapolated) = 16.1 W/kg
SAR(1 g) = 3.76 W/kg; SAR(10 g) = 1.07 W/kg
Deviation (1 g) = -4.81%; Deviation (10 g) = -4.04%



ELEMENT

DUT: Dipole 6500.0 MHz; Type: D6.5GHzV2 - SN1020

Communication System: UID: 0, CW; Frequency: 6500.0 MHz
Medium: 6000 Head; Medium parameters used:
f = 6500.0 MHz; cond = 5.93 S/m; perm = 34.0; density = 1000 kg/m3
Phantom Section: Flat; Space: 5 mm

Test Date: 10/26/2023; Ambient Temp: 21.9°C; Tissue Temp: 20.1°C

Probe: EX3DV4 - SN7532; ConvF:(5.3,5.3,5.3); 2023-04-18
Sensor-Surface: 1.4mm (VMS + 6p)
Electronics: DAE4 Sn501; 2023-04-14
Phantom: Twin-SAM V8.0; Serial: 2067
Measurement SW: DASY Module SAR V16.2.0.1425

6500.0 MHz System Verification at 14.0 dBm (25 mW)

Area Scan (51.0 x 85.0): Measurement grid: dx=8.5 mm, dy=8.5 mm
Zoom Scan (22.0 x 22.0 x 22.0): Measurement grid: dx=3.4 mm, dy=3.4 mm, dz=1.4 mm; Graded Ratio: 1.4
Peak SAR (extrapolated) = 44.0 W/kg
SAR(1 g) = 7.13 W/kg; SAR(10 g) = 1.33 W/kg
Deviation (1 g) = -3.65%; Deviation (10 g) = -2.42%



ELEMENT

DUT: Dipole 6500.0 MHz; Type: D6.5GHzV2 - SN1018

Communication System: UID: 0, CW; Frequency: 6500.0 MHz
Medium: 6000 Head; Medium parameters used:
f = 6500.0 MHz; cond = 6.12 S/m; perm = 33.4; density = 1000 kg/m3
Phantom Section: Flat; Space: 5 mm

Test Date: 10/29/2023; Ambient Temp: 23.5°C; Tissue Temp: 23.0°C

Probe: EX3DV4 - SN7718; ConvF:(5.15,5.15,5.15); 2023-04-18
Sensor-Surface: 1.4mm (VMS + 6p)
Electronics: DAE4 Sn1368; 2023-04-14
Phantom: Twin-SAM V5.0; Serial: 1759
Measurement SW: DASY Module SAR V16.2.0.1425

6500.0 MHz System Verification at 14.0 dBm (25 mW)

Area Scan (51.0 x 85.0): Measurement grid: dx=8.5 mm, dy=8.5 mm
Zoom Scan (22.0 x 22.0 x 22.0): Measurement grid: dx=3.4 mm, dy=3.4 mm, dz=1.4 mm; Graded Ratio: 1.4
Peak SAR (extrapolated) = 44.7 W/kg
SAR(1 g) = 7.04 W/kg; SAR(10 g) = 1.30 W/kg
Deviation (1 g) = -3.89%; Deviation (10 g) = -3.88%

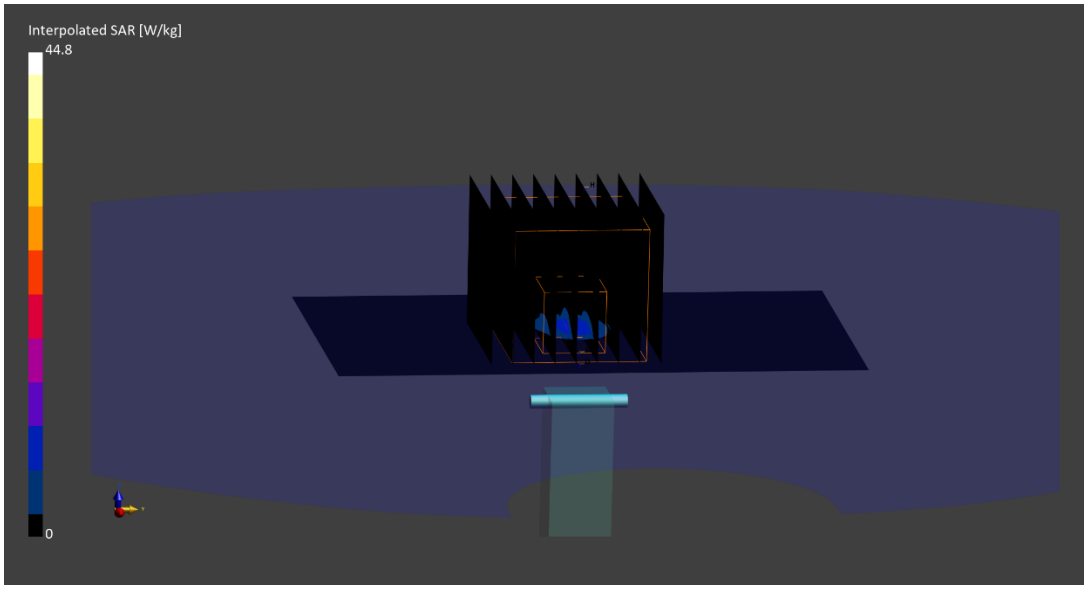

ELEMENT

DUT: Dipole 8000.0 MHz; Type: D8GHzV2 - SN1006

Communication System: UID: 0, CW; Frequency: 8000.0 MHz
Medium: 6000 Head; Medium parameters used:
f = 8000.0 MHz; cond = 7.78 S/m; perm = 32.0; density = 1000 kg/m3
Phantom Section: Flat; Space: 5 mm

Test Date: 10/31/2023; Ambient Temp: 20.6°C; Tissue Temp: 19.5°C

Probe: EX3DV4 - SN7532; ConvF:(5.5,5.5,5.5); 2023-04-18
Sensor-Surface: 1.4mm (VMS + 6p)
Electronics: DAE4 Sn501; 2023-04-14
Phantom: Twin-SAM V8.0; Serial: 2067
Measurement SW: DASY Module SAR V16.2.0.1425

8000.0 MHz System Verification at 14.0 dBm (25 mW)

Area Scan (52.0 x 91.0): Measurement grid: dx=6.5 mm, dy=6.5 mm
Zoom Scan (22.0 x 22.0 x 22.0): Measurement grid: dx=2.7 mm, dy=2.7 mm, dz=1.3 mm; Graded Ratio: 1.4
Peak SAR (extrapolated) = 57.0 W/kg
SAR(1 g) = 6.51 W/kg; SAR(10 g) = 1.09 W/kg
Deviation (1 g) = -3.56%; Deviation (10 g) = -3.96%

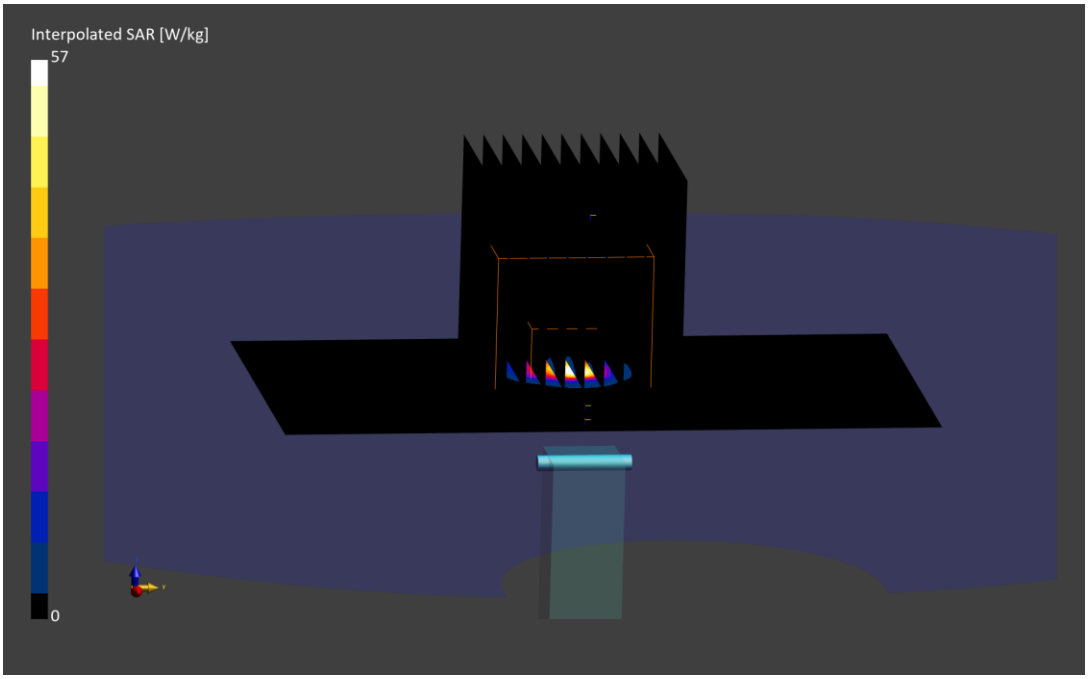

Date: 2023-10-02

10 GHz System Verification

Device Under Test Properties

DUT	Serial Number
Device	1004

Exposure Conditions

Phantom Section	Position	Test Distance [mm]	Band	Frequency [MHz]
5G	FRONT	10.00	CW	10000.0

Hardware/Software Setup

Probe, Calibration Date	DAE, Calibration Date	Software	Software Version
EUmmWV4 - SN9622, 2023-02-15	DAE4ip - SN1639, 2022-11-16	cDASY6 Module mmWave	3.2.0.1840

Scans Setup

Scan Type	5G Scan
Grid Extents [mm]	120.0 x 120.0
Grid Steps [lambda]	0.25 x 0.25
Sensor Surface [mm]	10.0

Measurement Results

Scan Type	5G Scan
Avg. Area [cm²]	4.00
pS_{tot} avg [W/m²]	60.8
pS_n avg [W/m²]	60.5
E_{peak} [V/m]	161
Deviation [dB] pS_{tot}	0.35
Deviation [dB] pS_n	0.35

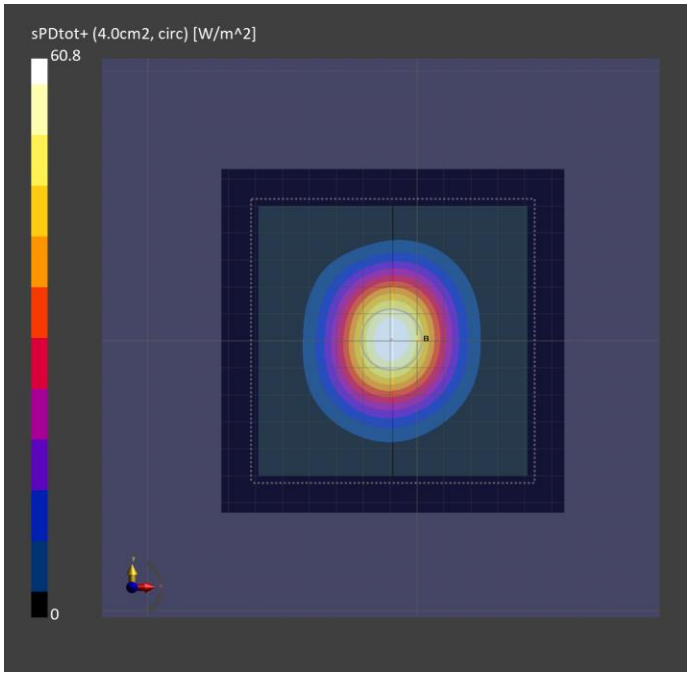

Date: 2023-10-22

10 GHz System Verification

Device Under Test Properties

DUT	Serial Number
10 GHz Verification Source	1004

Exposure Conditions

Phantom Section	Position	Test Distance [mm]	Band	Frequency [MHz]
5G	FRONT	10.00	CW	10000.0

Hardware/Software Setup

Probe, Calibration Date	DAE, Calibration Date	Software	Software Version
EUmmWV4 - SN9541, 2023-05-19	DAE4 - SN1415, 2023-02-15	cDASY6 Module mmWave	3.2.0.1840

Scans Setup

Scan Type	5G Scan
Grid Extents [mm]	120.0 x 120.0
Grid Steps [lambda]	0.25 x 0.25
Sensor Surface [mm]	10.0

Measurement Results
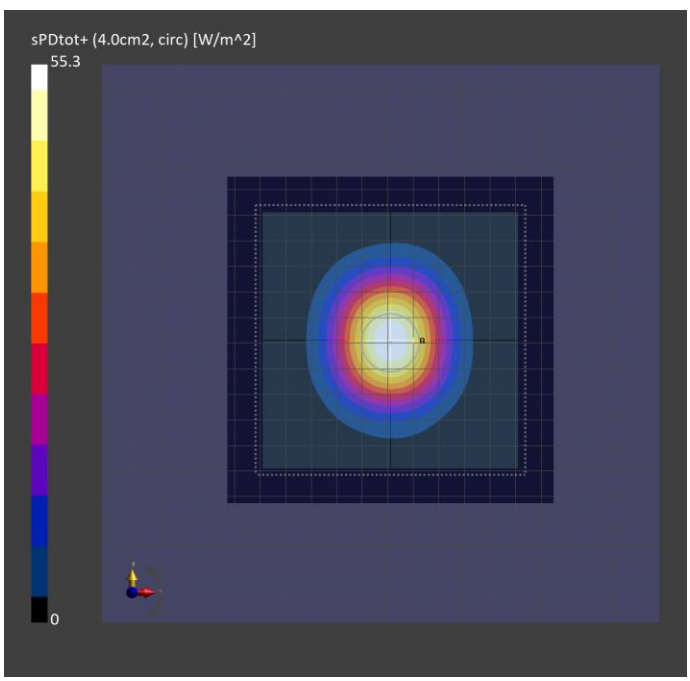
Scan Type	5G Scan
Avg. Area [cm²]	4.00
pS_{tot} avg [W/m²]	55.3
pS_n avg [W/m²]	55.0
E_{peak} [V/m]	151
Deviation [dB] pS_{tot}	-0.06
Deviation [dB] pS_n	-0.06