TEST SETUP PHOTOGRAPHS



Figure 1. Test Setup – ACLC– <30MHz



Figure 2. Test Setup – ACLC– <30MHz



Figure 3. Test Setup – X Position – 1GHz-40GHz



Figure 4. Test Setup – Y Position – 1GHz-40GHz



Figure 5. Test Setup – Z Position – 1GHz-40GHz



Figure 6. Test Setup – Wireless Charging Pad – 1GHz-40GHz



Figure 7. Test Setup – Wireless Charging Pad – 1GHz-40GHz



Figure 8. Test Setup – X Position – 30MHz-1GHz



Figure 9. Test Setup – Y Position – 30MHz-1GHz



Figure 10. Test Setup – Z Position – 30MHz-1GHz



Figure 11. Test Setup – Wireless Charging Pad – 30MHz-1GHz

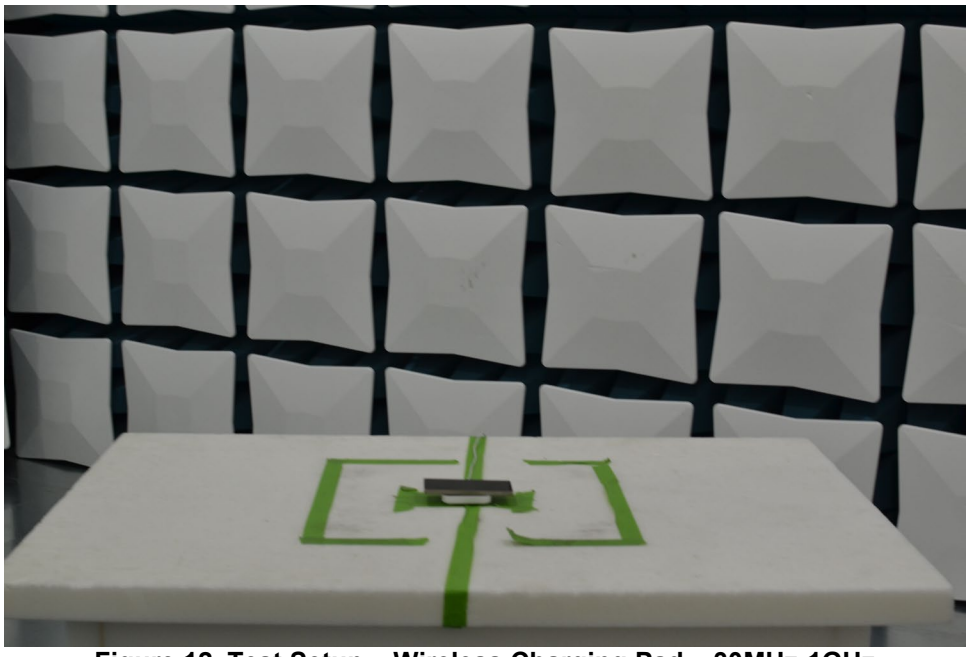

Figure 12. Test Setup – Wireless Charging Pad – 30MHz-1GHz



Figure 13. Test Setup – Wireless Power Transfer – 30MHz-1GHz – Z



Figure 14. Test Setup – Wireless Power Transfer – 30MHz-1GHz – Y



Figure 15. Test Setup –Wireless Power Transfer – 30MHz-1GHz – Z