1.4 MHz QPSK FRB	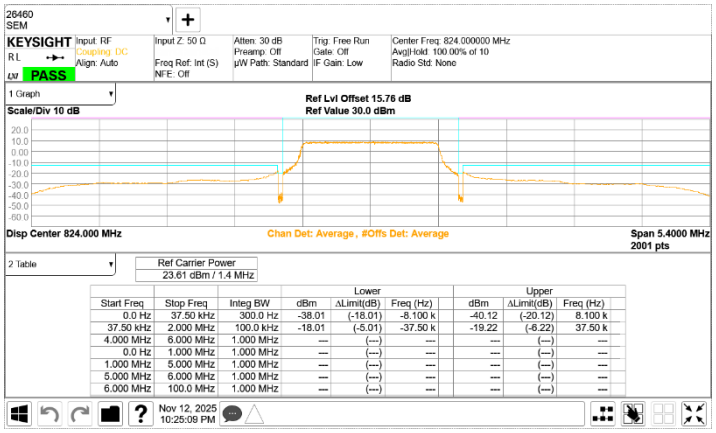 Straddle channel
1.4 MHz 16QAM FRB	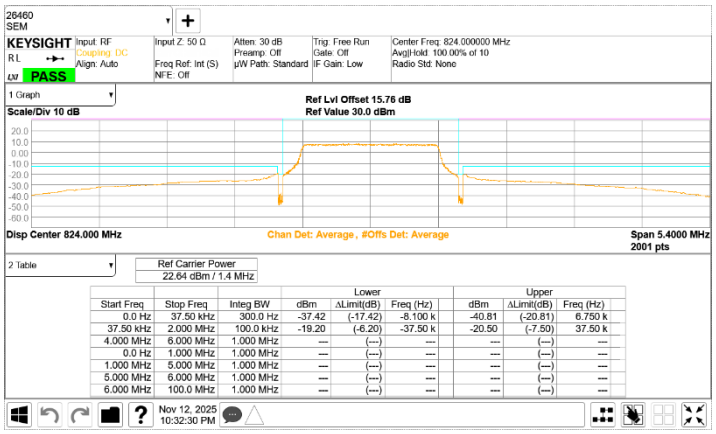 Straddle channel

UL KOREA LTD. Confidential
This report shall not be reproduced except in full, without the written approval of UL KOREA LTD.

LTE Band 26 (Straddle) 1 RB (Worst Case) (ANT E)

1.4 MHz QPSK 1RB offstet 5	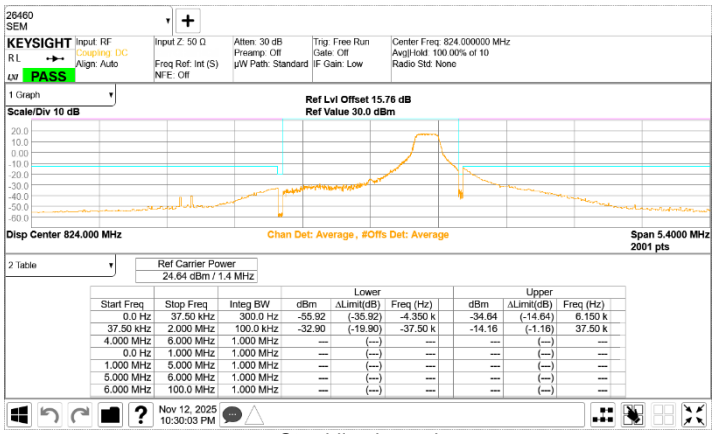 Straddle channel

UL KOREA LTD. Suwon Laboratory FORM ID: FCC_22/90(05)
218 Maeyeong-ro, Yeongtong-gu, Suwon-si, Gyeonggi-do, 16675, Korea TEL: (031) 337-9902 FAX: (031) 213-5433
UL KOREA LTD. Confidential
This report shall not be reproduced except in full, without the written approval of UL KOREA LTD.

NR Band n26 (Part 90) Full RB (ANT E)

15 MHz QPSK FRB	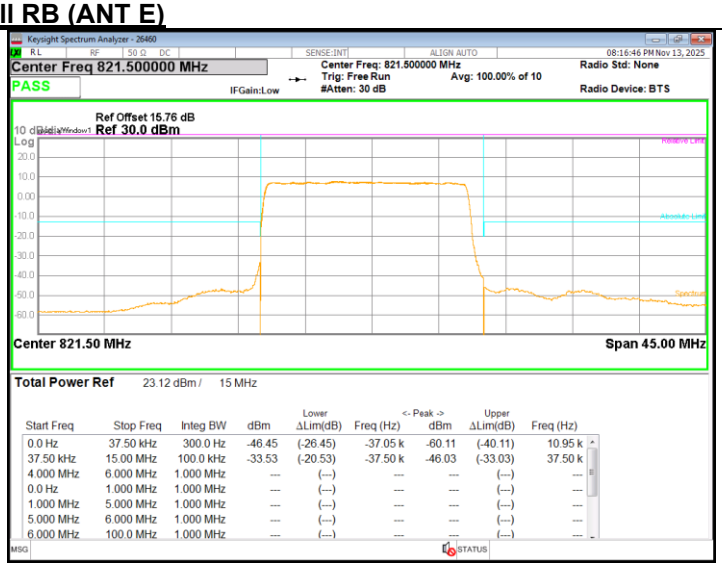 Mid channel
15 MHz 16QAM FRB	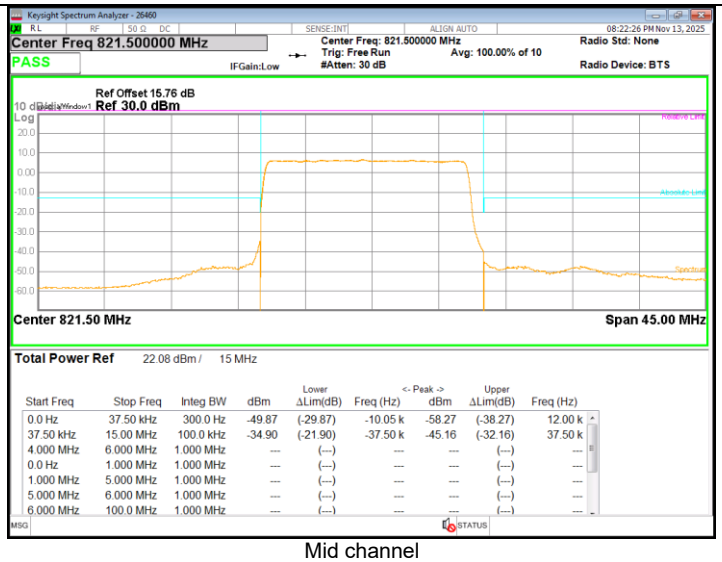 Mid channel

UL KOREA LTD. Confidential
This report shall not be reproduced except in full, without the written approval of UL KOREA LTD.

10 MHz QPSK FRB	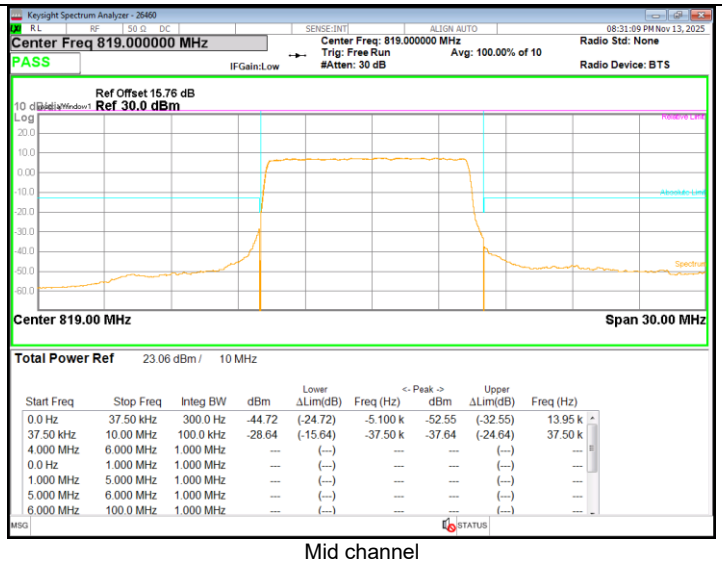 Mid channel
10 MHz 16QAM FRB	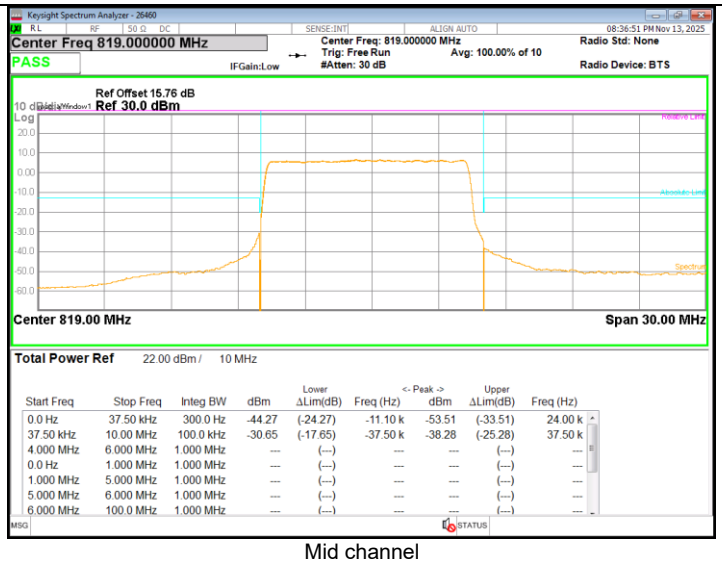 Mid channel

UL KOREA LTD. Suwon Laboratory FORM ID: FCC_22/90(05)
218 Maeyeong-ro, Yeongtong-gu, Suwon-si, Gyeonggi-do, 16675, Korea TEL: (031) 337-9902 FAX: (031) 213-5433
UL KOREA LTD. Confidential
This report shall not be reproduced except in full, without the written approval of UL KOREA LTD.

5 MHz

QPSK

FRB

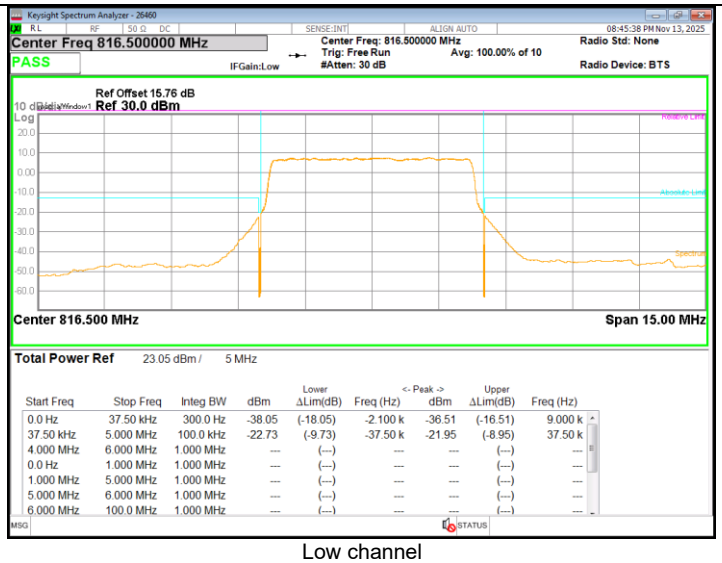

Start Freq	Stop Freq	Integ BW	dBm	Lower ΔLim(dB)	Lower Freq (Hz)	<- Peak -> dBm	Upper ΔLim(dB)	Upper Freq (Hz)
0.0 Hz	37.50 kHz	300.0 Hz	-38.05	(-18.05)	-2.100 k	-36.51	(-16.51)	9.000 k
37.50 kHz	5.000 MHz	100.0 kHz	-22.73	(-9.73)	-37.50 k	-21.95	(-8.95)	37.50 k
4.000 MHz	6.000 MHz	1.000 MHz	---	(---)	---	---	(---)	---
0.0 Hz	1.000 MHz	1.000 MHz	---	(---)	---	---	(---)	---
1.000 MHz	5.000 MHz	1.000 MHz	---	(---)	---	---	(---)	---
5.000 MHz	6.000 MHz	1.000 MHz	---	(---)	---	---	(---)	---
6.000 MHz	100.0 MHz	1.000 MHz	---	(---)	---	---	(---)	---

Low channel

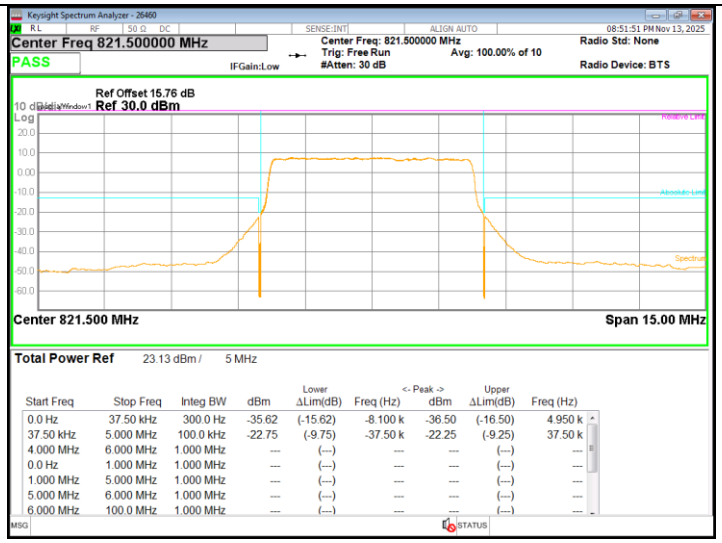

Start Freq	Stop Freq	Integ BW	dBm	Lower ΔLim(dB)	Lower Freq (Hz)	<- Peak -> dBm	Upper ΔLim(dB)	Upper Freq (Hz)
0.0 Hz	37.50 kHz	300.0 Hz	-35.62	(-15.62)	-8.100 k	-36.50	(-16.50)	4.950 k
37.50 kHz	5.000 MHz	100.0 kHz	-22.75	(-9.75)	-37.50 k	-22.25	(-9.25)	37.50 k
4.000 MHz	6.000 MHz	1.000 MHz	---	(---)	---	---	(---)	---
0.0 Hz	1.000 MHz	1.000 MHz	---	(---)	---	---	(---)	---
1.000 MHz	5.000 MHz	1.000 MHz	---	(---)	---	---	(---)	---
5.000 MHz	6.000 MHz	1.000 MHz	---	(---)	---	---	(---)	---
6.000 MHz	100.0 MHz	1.000 MHz	---	(---)	---	---	(---)	---

High channel

UL KOREA LTD. Suwon Laboratory FORM ID: FCC_22/90(05)
218 Maeyeong-ro, Yeongtong-gu, Suwon-si, Gyeonggi-do, 16675, Korea TEL: (031) 337-9902 FAX: (031) 213-5433
UL KOREA LTD. Confidential
This report shall not be reproduced except in full, without the written approval of UL KOREA LTD.

5 MHz 16QAM FRB	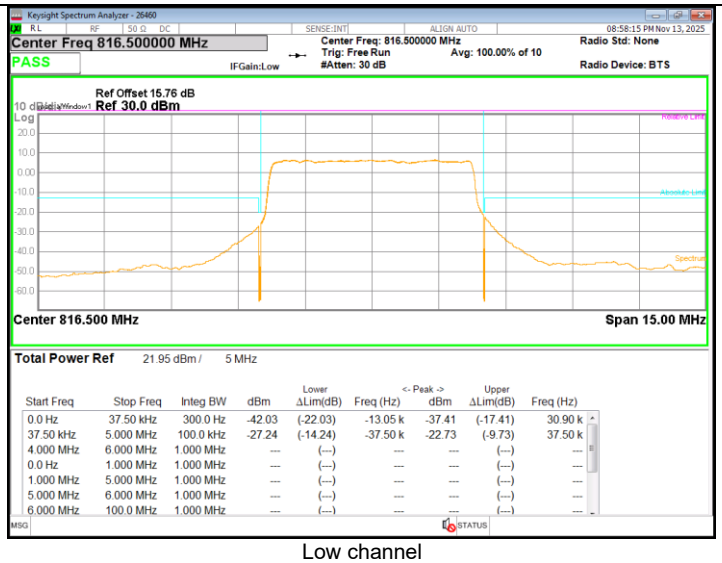 Low channel
	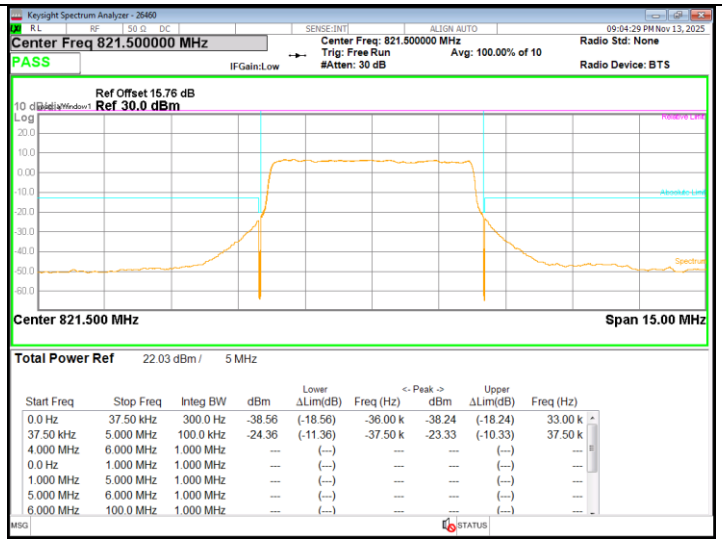 High channel

UL KOREA LTD. Confidential
This report shall not be reproduced except in full, without the written approval of UL KOREA LTD.

NR Band n26 (Part 90) 1 RB (Worst Case) (ANT E)

5 MHz QPSK 1RB offstet 24	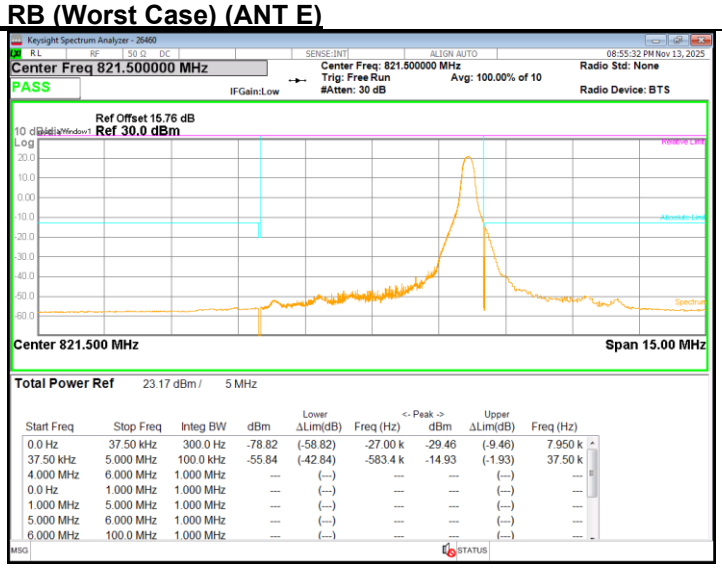 High channel

UL KOREA LTD. Suwon Laboratory FORM ID: FCC_22/90(05)
218 Maeyeong-ro, Yeongtong-gu, Suwon-si, Gyeonggi-do, 16675, Korea TEL: (031) 337-9902 FAX: (031) 213-5433
UL KOREA LTD. Confidential
This report shall not be reproduced except in full, without the written approval of UL KOREA LTD.

NR Band n26 (Straddle) Full RB (ANT E)

20 MHz QPSK FRB	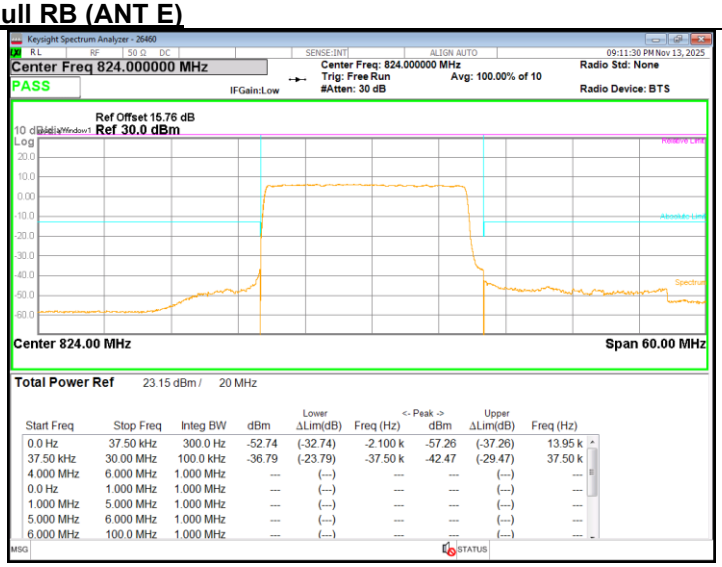 Straddle channel
20 MHz 16QAM FRB	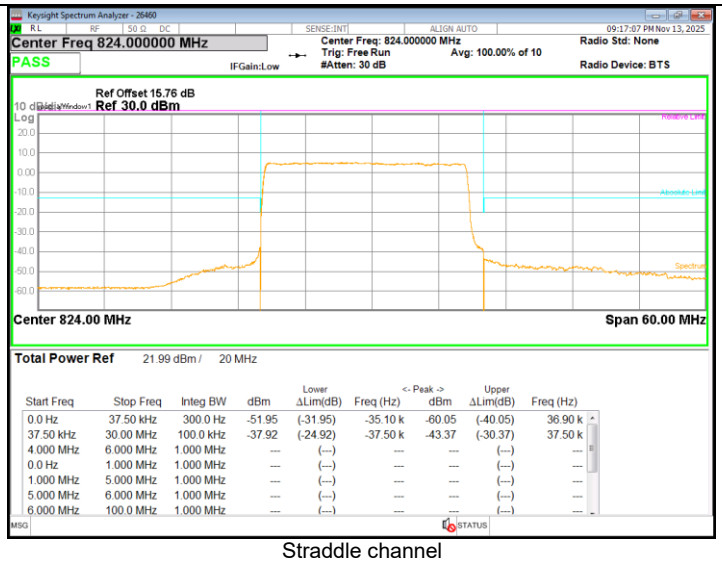 Straddle channel

UL KOREA LTD. Confidential
This report shall not be reproduced except in full, without the written approval of UL KOREA LTD.

15 MHz QPSK FRB	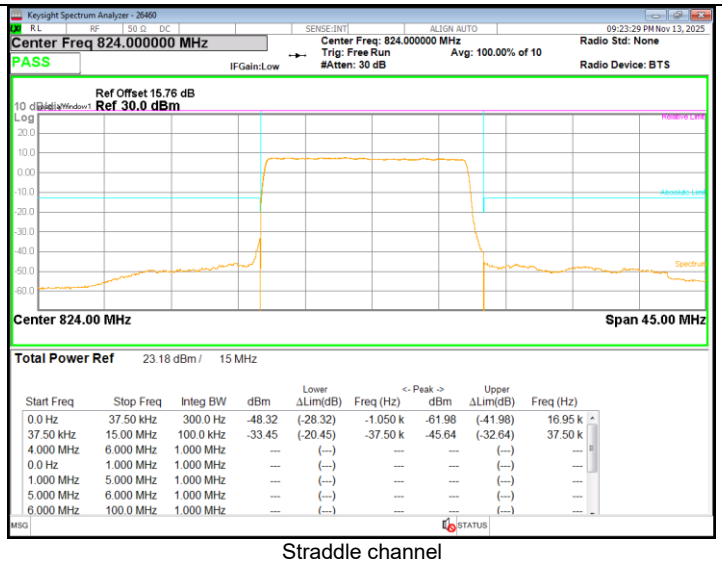 Straddle channel
15 MHz 16QAM FRB	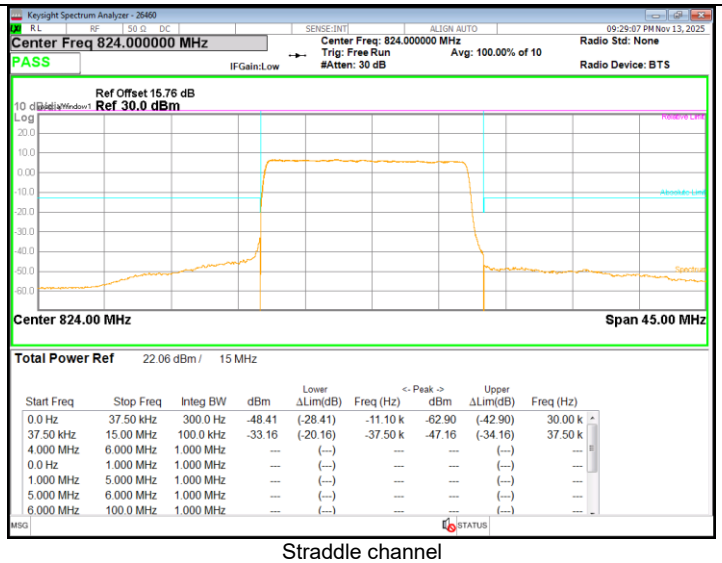 Straddle channel

UL KOREA LTD. Confidential
This report shall not be reproduced except in full, without the written approval of UL KOREA LTD.

10 MHz QPSK FRB	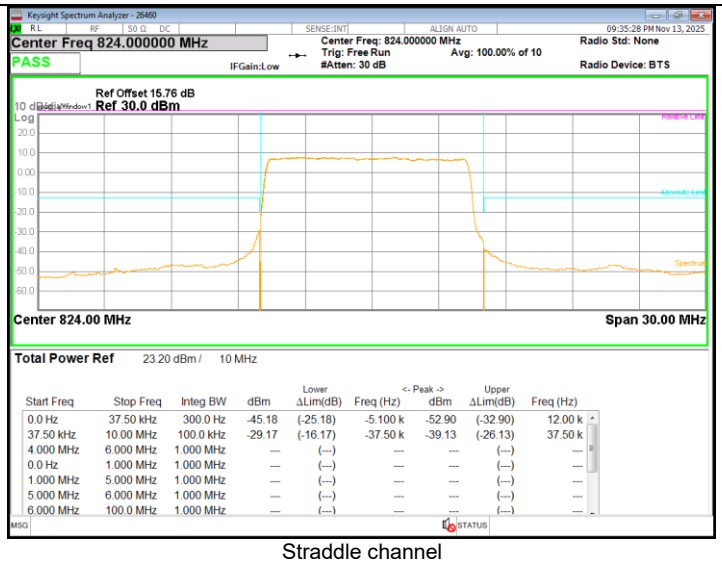 Straddle channel
10 MHz 16QAM FRB	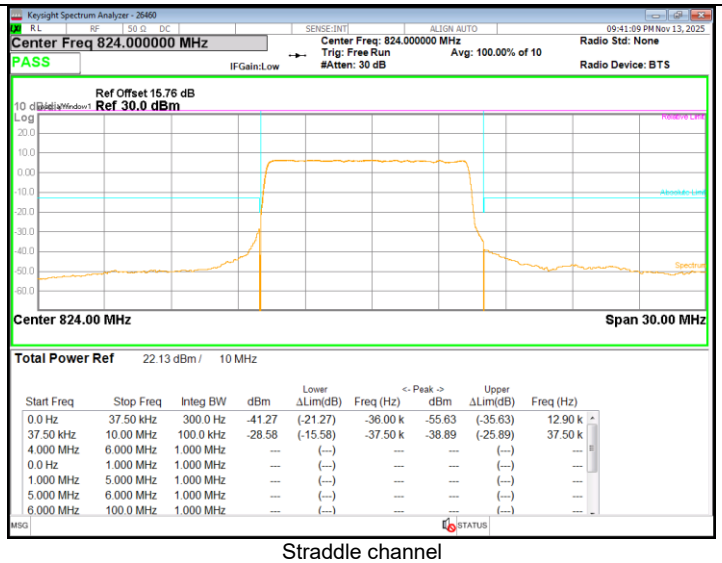 Straddle channel

UL KOREA LTD. Confidential
This report shall not be reproduced except in full, without the written approval of UL KOREA LTD.

5 MHz QPSK FRB	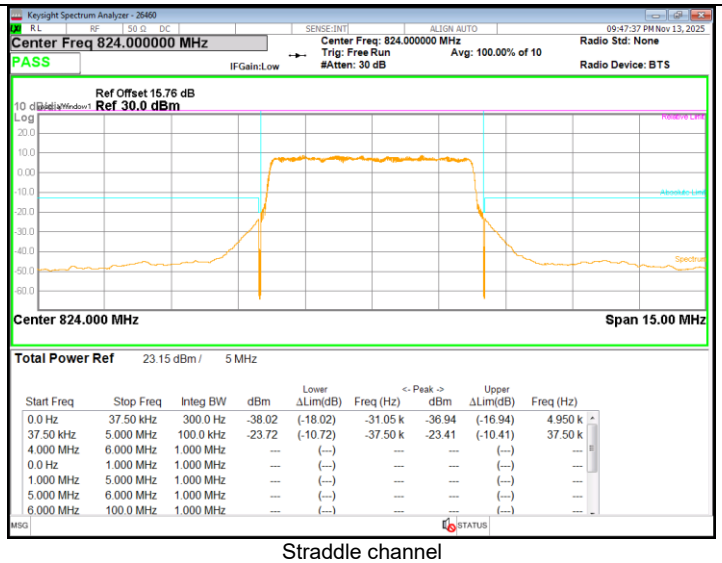 Straddle channel
5 MHz 16QAM FRB	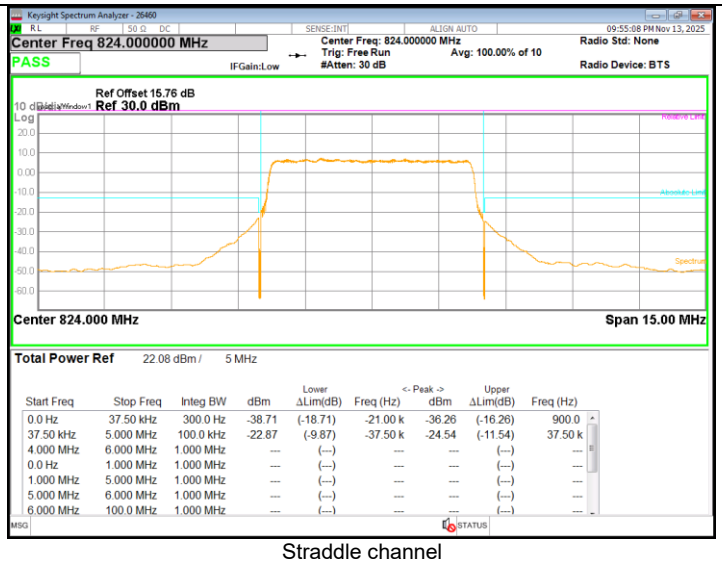 Straddle channel

UL KOREA LTD. Suwon Laboratory FORM ID: FCC_22/90(05)
218 Maeyeong-ro, Yeongtong-gu, Suwon-si, Gyeonggi-do, 16675, Korea TEL: (031) 337-9902 FAX: (031) 213-5433
UL KOREA LTD. Confidential
This report shall not be reproduced except in full, without the written approval of UL KOREA LTD.

NR Band n26 (Straddle) 1 RB (Worst Case) (ANT E)

5 MHz

QPSK

1RB
offstet 0

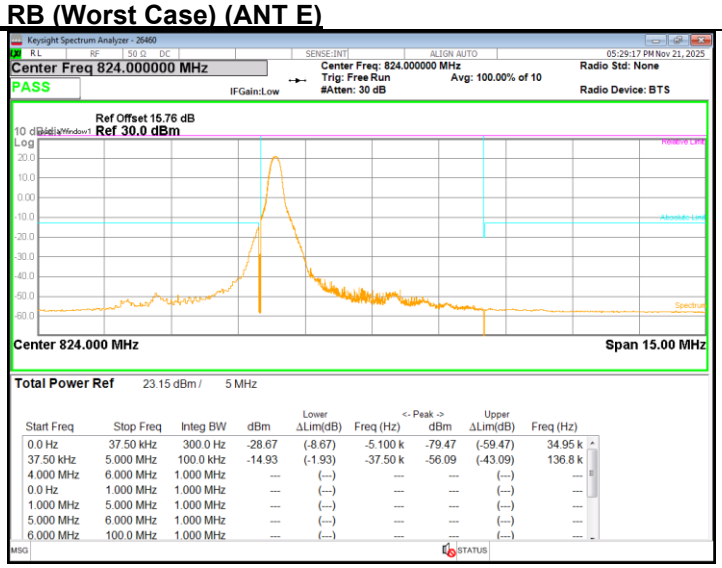

Straddle channel

UL KOREA LTD. Suwon Laboratory FORM ID: FCC_22/90(05)
218 Maeyeong-ro, Yeongtong-gu, Suwon-si, Gyeonggi-do, 16675, Korea TEL: (031) 337-9902 FAX: (031) 213-5433
UL KOREA LTD. Confidential
This report shall not be reproduced except in full, without the written approval of UL KOREA LTD.

8.5. CONDUCTED SPURIOUS EMISSIONS

RULE PART(S)

FCC: §2.1051, §22.901, §22.917, §90.543 and §90.691.

LIMITS

The power of any emission outside of the authorized operating frequency ranges must be attenuated below the transmitting power (P) by a factor of at least 43 + 10 log (P) dB.

§90.543:
(e) For operations in the 758-768 MHz and the 788-798 MHz bands, the power of any emission outside the licensee's frequency band(s) of operation shall be attenuated below the transmitter power (P) within the licensed band(s) of operation, measured in watts, in accordance with the following:
(3) On any frequency between 775-788 MHz, above 805 MHz, and below 758 MHz, by at least 43 + 10 log (P) dB.

§90.691(a):
(1) For any frequency removed from the EA licensee's frequency block by up to and including 37.5 kHz, the power of any emission shall be attenuated below the transmitter power (P) in watts by at least 116 Log10(f/6.1) decibels or 50 + 10 Log10(P) decibels or 80 decibels, whichever is the lesser attenuation, where f is the frequency removed from the center of the outer channel in the block in kilohertz and where f is greater than 12.5 kHz.
(2) For any frequency removed from the EA licensee's frequency block greater than 37.5 kHz, the power of any emission shall be attenuated below the transmitter power (P) in watts by at least 43 + 10Log10(P) decibels or 80 decibels, whichever is the lesser attenuation, where f is the frequency removed from the center of the outer channel in the block in kilohertz and where f is greater than 37.5 kHz.(NOTE : Use 100kHz reference bandwidth)

(b) When an emission outside of the authorized bandwidth causes harmful interference, the Commission may, at its discretion, require greater attenuation than specified in this section.

UL KOREA LTD. Confidential
This report shall not be reproduced except in full, without the written approval of UL KOREA LTD.

TEST PROCEDURE

Per KDB 971168 D01 Power Meas License Digital Systems v03r01
The RF output of the transmitter was connected to a spectrum analyzer through a calibrated coaxial cable. Sufficient scans were taken to show the out-of-band Emissions, if any, up to 10th harmonic. Multiple sweeps were recorded in maximum hold mode using a peak detector to ensure that the worst-case emissions were caught.

a) Set the RBW = 100 kHz for emission below 1 GHz

(Tests were performed 1MHz [Worst case], to sweep 1 time for all frequency range)

b) Set VBW ≥ 3 × RBW;

c) Set span ≥ 1.5 times the OBW;

d) Sweep time = auto couple;

e) Detector = rms;

f) Ensure that the number of measurement points = Max (40001);

g) Trace mode = average;

NOTE1

GSM : It was tested at GPRS as worst case (the highst output power and density).
UMTS: It was tested at REL 99 as worst case (the highst output power and density).
LTE: It was tested at 1RB QPSK as worst case (the highst output power and density).
5G NR: All Waveforms (CP-OFDM vs DFT-s_OFDM) and modulations (π/2 BPSK, QPSK, 16QAM, 64QAM, 256QAM) were investigated to determine the worst case configuration. All modes of operation were investigated and the worst case configuration results are reported in this section.

NOTE2

Please refer to section 5.4 for bandwidth and RB setting about LTE, 5G NR bands.

RESULTS

See the following pages.

UL KOREA LTD. Suwon Laboratory FORM ID: FCC_22/90(05)
218 Maeyeong-ro, Yeongtong-gu, Suwon-si, Gyeonggi-do, 16675, Korea TEL: (031) 337-9902 FAX: (031) 213-5433
UL KOREA LTD. Confidential
This report shall not be reproduced except in full, without the written approval of UL KOREA LTD.

8.5.1. OUT OF BAND EMISSIONS RESULT

GSM 850 (ANT A)

GPRS

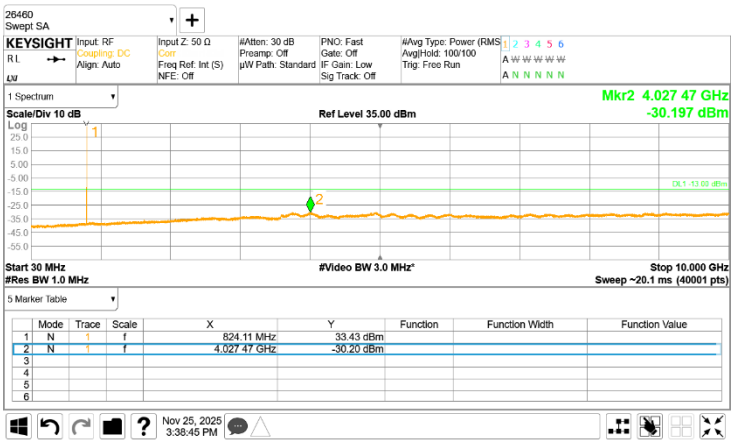

Low channel

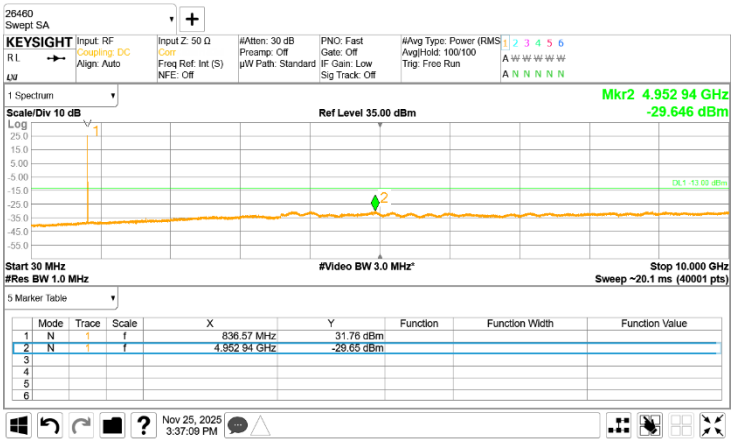

Mid channel

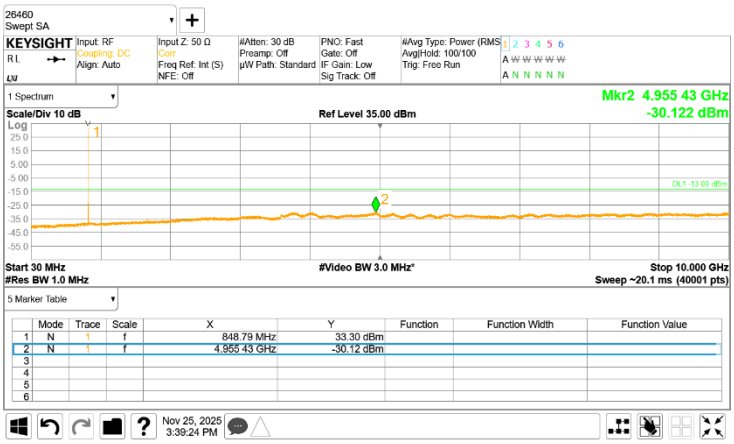

High channel

UL KOREA LTD. Suwon Laboratory FORM ID: FCC_22/90(05)
218 Maeyeong-ro, Yeongtong-gu, Suwon-si, Gyeonggi-do, 16675, Korea TEL: (031) 337-9902 FAX: (031) 213-5433
UL KOREA LTD. Confidential
This report shall not be reproduced except in full, without the written approval of UL KOREA LTD.

WCDMA Band 5 (ANT A)

REL99

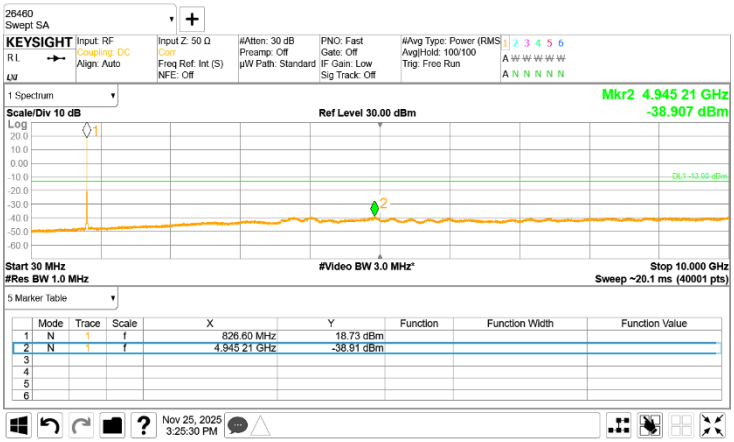

Low channel

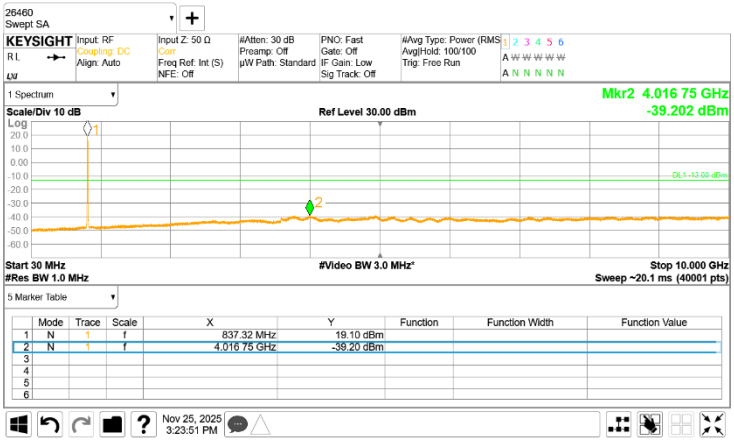

Mid channel

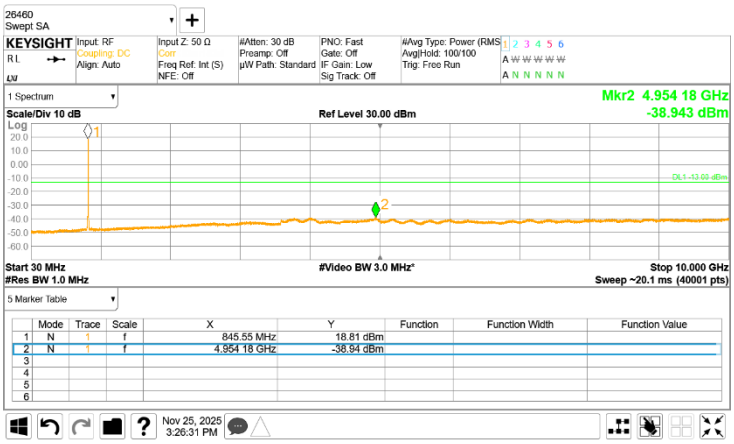

High channel

UL KOREA LTD. Suwon Laboratory FORM ID: FCC_22/90(05)
218 Maeyeong-ro, Yeongtong-gu, Suwon-si, Gyeonggi-do, 16675, Korea TEL: (031) 337-9902 FAX: (031) 213-5433
UL KOREA LTD. Confidential
This report shall not be reproduced except in full, without the written approval of UL KOREA LTD.

LTE Band 14 (ANT E)

5 MHz QPSK

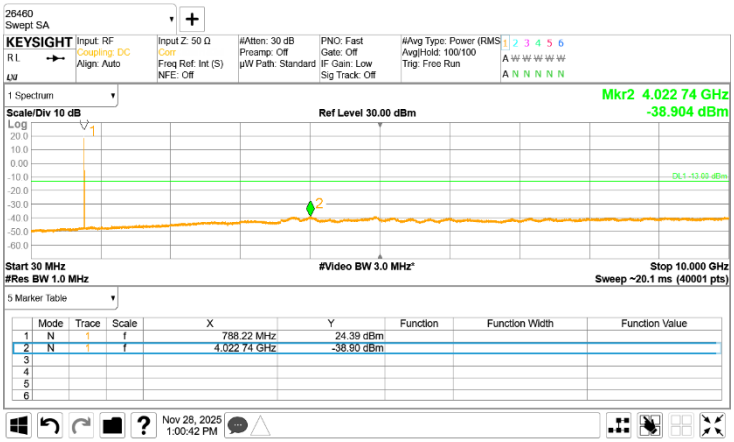

Low channel

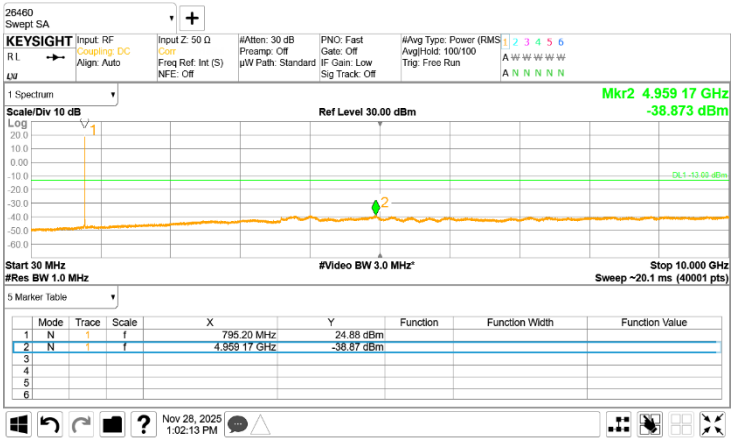

Mid channel

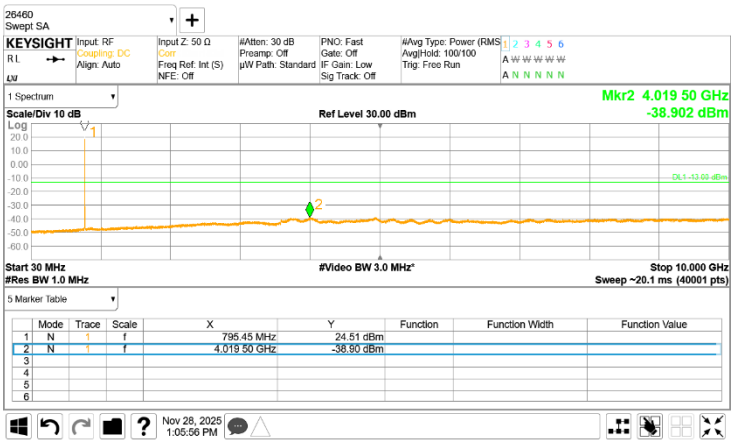

High channel

UL KOREA LTD. Suwon Laboratory FORM ID: FCC_22/90(05)
218 Maeyeong-ro, Yeongtong-gu, Suwon-si, Gyeonggi-do, 16675, Korea TEL: (031) 337-9902 FAX: (031) 213-5433
UL KOREA LTD. Confidential
This report shall not be reproduced except in full, without the written approval of UL KOREA LTD.

LTE Band 26 (Part 90) (ANT E)

1.4 MHz QPSK

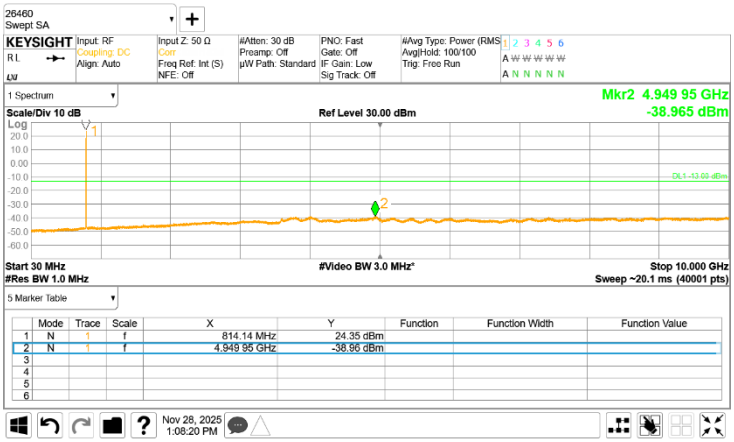

Low channel

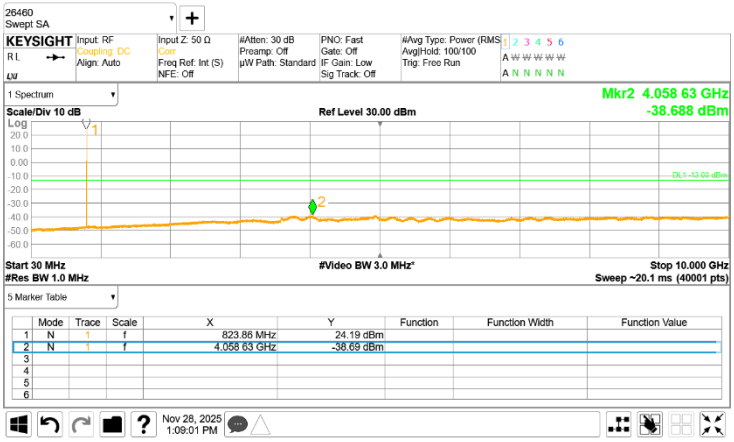

Mid channel

LTE Band 26 (Straddle) (ANT E)

15 MHz QPSK

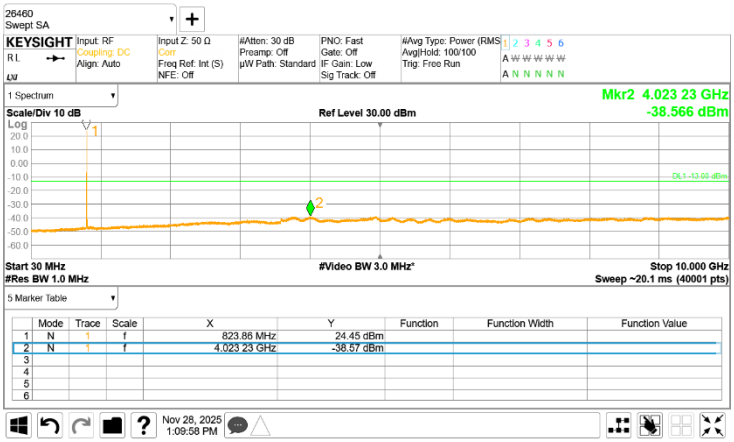

Straddle channel

UL KOREA LTD. Confidential
This report shall not be reproduced except in full, without the written approval of UL KOREA LTD.

LTE Band 26 (Part 22) (ANT E)

3 MHz QPSK

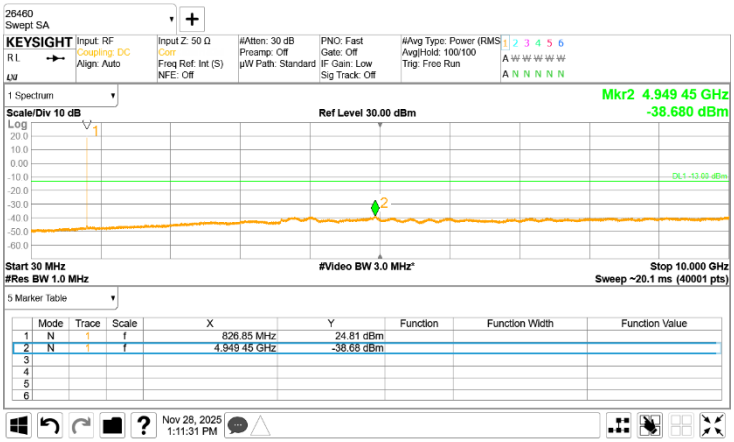

Low channel

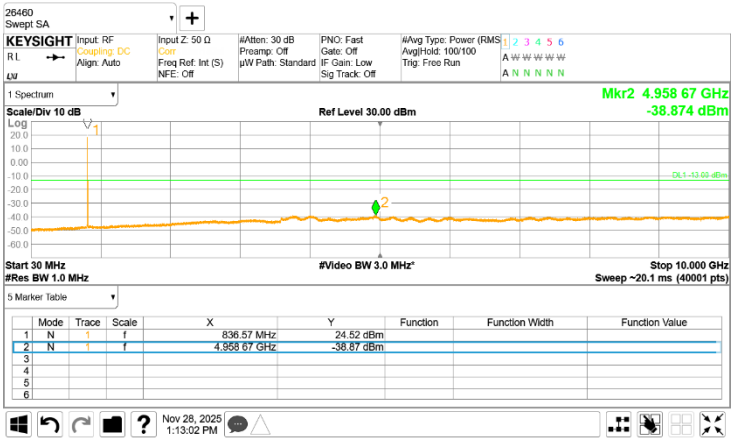

Mid channel

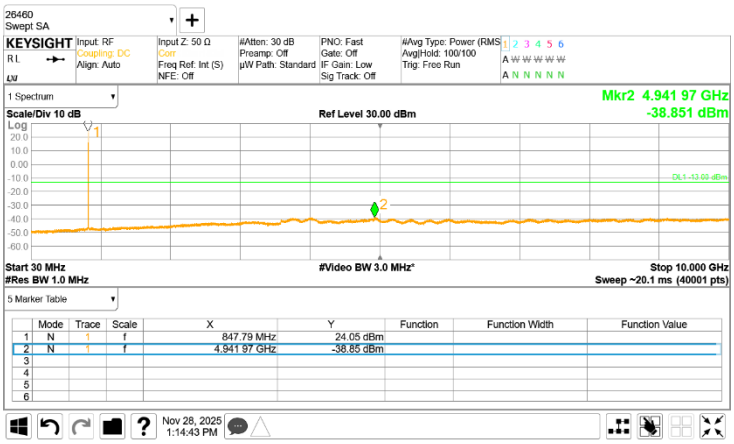

High channel

UL KOREA LTD. Suwon Laboratory FORM ID: FCC_22/90(05)
218 Maeyeong-ro, Yeongtong-gu, Suwon-si, Gyeonggi-do, 16675, Korea TEL: (031) 337-9902 FAX: (031) 213-5433
UL KOREA LTD. Confidential
This report shall not be reproduced except in full, without the written approval of UL KOREA LTD.

NR Band n14 DFT-s OFDM (ANT E)

5 MHz QPSK DFT-s_OFDM

Low channel

Mid channel

High channel

UL KOREA LTD. Suwon Laboratory FORM ID: FCC_22/90(05)
218 Maeyeong-ro, Yeongtong-gu, Suwon-si, Gyeonggi-do, 16675, Korea TEL: (031) 337-9902 FAX: (031) 213-5433
UL KOREA LTD. Confidential
This report shall not be reproduced except in full, without the written approval of UL KOREA LTD.

NR Band n26 (Part 90) (ANT E)

5 MHz QPSK DFT-s_OFDM

Low channel

Mid channel

UL KOREA LTD. Suwon Laboratory FORM ID: FCC_22/90(05)
218 Maeyeong-ro, Yeongtong-gu, Suwon-si, Gyeonggi-do, 16675, Korea TEL: (031) 337-9902 FAX: (031) 213-5433
UL KOREA LTD. Confidential
This report shall not be reproduced except in full, without the written approval of UL KOREA LTD.

NR Band n26 (Straddle) (ANT E)

5 MHz QPSK DFT-s_OFDM

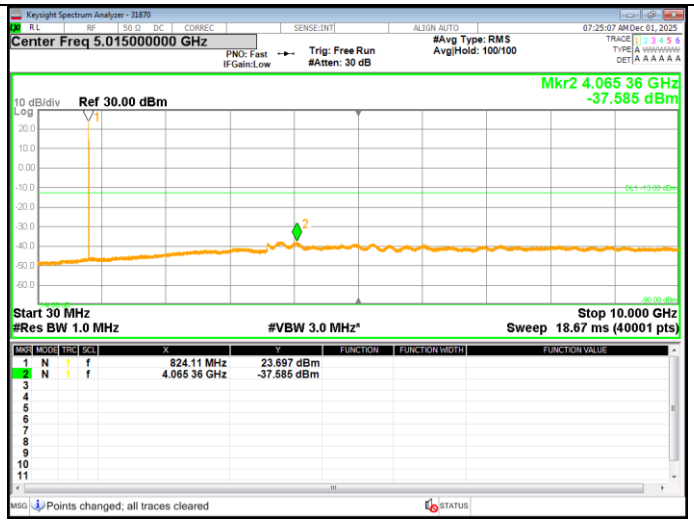

Straddle channel

UL KOREA LTD. Suwon Laboratory FORM ID: FCC_22/90(05)
218 Maeyeong-ro, Yeongtong-gu, Suwon-si, Gyeonggi-do, 16675, Korea TEL: (031) 337-9902 FAX: (031) 213-5433
UL KOREA LTD. Confidential
This report shall not be reproduced except in full, without the written approval of UL KOREA LTD.

NR Band n26 (Part 22) (ANT E)

20 MHz QPSK DFT-s_OFDM

Low channel

Mid channel

High channel

UL KOREA LTD. Suwon Laboratory FORM ID: FCC_22/90(05)
218 Maeyeong-ro, Yeongtong-gu, Suwon-si, Gyeonggi-do, 16675, Korea TEL: (031) 337-9902 FAX: (031) 213-5433
UL KOREA LTD. Confidential
This report shall not be reproduced except in full, without the written approval of UL KOREA LTD.

8.6. FREQUENCY STABILITY

RULE PART(S)

FCC: §2.1055, §22.355 and §90.213

LIMITS

§22.355 - The carrier frequency shall not depart from the reference frequency in excess of ±2.5 ppm for mobile stations.

§90.213 - The carrier frequency shall not depart from the reference frequency in excess of ±2.5 ppm for mobile stations.

TEST PROCEDURE

Per KDB 971168 D01 Power Meas License Digital Systems v03r01

NOTE

Test were performed each lowest or highest frequency on the modulation condition of more wide bandwidth.(Please refer to OBW results)

RESULTS

See the following pages.

UL KOREA LTD. Suwon Laboratory FORM ID: FCC_22/90(05)
218 Maeyeong-ro, Yeongtong-gu, Suwon-si, Gyeonggi-do, 16675, Korea TEL: (031) 337-9902 FAX: (031) 213-5433
UL KOREA LTD. Confidential
This report shall not be reproduced except in full, without the written approval of UL KOREA LTD.

8.6.1. FREQUENCY STABILITY RESULT

GSM 850, Channel 128/251, Frequency 824.2/848.8 MHz
(Lowest Frequency: GPRS / Highest Frequency: EGPRS)

Test Date	2025-11-14
Test Engineer	22933

Reference Frequency : GSM850 Low Channel 824.2 MHz / High Channel 848.8 MHz @ 20ºC						
Limit: +- 2.5 ppm =	Low Channel	2060.500	Hz	High Channel	2122.000	Hz
Power Supply [Vdc]	Environment Temperature [°C]	Frequency Deviation Measureed with Time Elapse				
		Low Channel		High Channel		Limit [ppm]
		[MHz]	Delta [ppm]	[MHz]	Delta [ppm]	
3.88	50	824.20002689	-0.008	848.80002635	-0.006	2.5
3.88	40	824.20002233	-0.002	848.80002126	0.000	2.5
3.88	30	824.20002425	-0.005	848.80002236	-0.001	2.5
3.88	***20***	***824.20002030***	***0.000***	***848.80002120***	***0.000***	***2.5***
3.88	10	824.20002257	-0.003	848.80002445	-0.004	2.5
3.88	0	824.20002534	-0.006	848.80002641	-0.006	2.5
3.88	-10	824.20002414	-0.005	848.80002110	0.000	2.5
3.88	-20	824.20002564	-0.006	848.80002472	-0.004	2.5
3.88	-30	824.20002639	-0.007	848.80002535	-0.005	2.5

Reference Frequency : GSM850 Low Channel 824.2 MHz / High Channel 848.8 MHz @ 20ºC						
Limit: +- 2.5 ppm =	Low Channel	2060.500	Hz	High Channel	2122.000	Hz
Power Supply [Vdc]	Environment Temperature [°C]	Frequency Deviation Measureed with Time Elapse				
		Low Channel		High Channel		Limit [ppm]
		[MHz]	Delta [ppm]	[MHz]	Delta [ppm]	
3.88	***20***	***824.20002030***	***0***	***848.80002120***	***0***	***2.5***
4.45	20	824.20002700	-0.008	848.80002673	-0.007	2.5
3.70	20	824.20002784	-0.009	848.80002814	-0.008	2.5

WCDMA Band 5 (Lowest Frequency: Rel99/ Highest Frequency: Rel99)

Test Date	2025-11-13
Test Engineer	22933

Reference Frequency : WCDMA Band 5 Low Channel 826.4 MHz / High Channel 846.6 MHz @ 20ºC						
Limit: +- 2.5 ppm =	Low Channel	2066.000	Hz	High Channel	2116.500	Hz
Power Supply [Vdc]	Environment Temperature [°C]	Frequency Deviation Measureed with Time Elapse				
		Low Channel		High Channel		Limit [ppm]
		[MHz]	Delta [ppm]	[MHz]	Delta [ppm]	
3.88	50	826.40000296	-0.001	846.60000208	0.001	2.5
3.88	40	826.40000241	0.000	846.60000197	0.001	2.5
3.88	30	826.40000330	-0.001	846.60000237	0.000	2.5
3.88	***20***	***826.40000227***	***0.000***	***846.60000253***	***0.000***	***2.5***
3.88	10	826.40000194	0.000	846.60000280	0.000	2.5
3.88	0	826.40000309	-0.001	846.60000250	0.000	2.5
3.88	-10	826.40000294	-0.001	846.60000264	0.000	2.5
3.88	-20	826.40000250	0.000	846.60000355	-0.001	2.5
3.88	-30	826.40000323	-0.001	846.60000394	-0.002	2.5

Reference Frequency : WCDMA Band 5 Low Channel 826.4 MHz / High Channel 846.6 MHz @ 20ºC						
Limit: +- 2.5 ppm =	Low Channel	2066.000	Hz	High Channel	2116.500	Hz
Power Supply [Vdc]	Environment Temperature [°C]	Frequency Deviation Measureed with Time Elapse				
		Low Channel		High Channel		Limit [ppm]
		[MHz]	Delta [ppm]	[MHz]	Delta [ppm]	
3.88	***20***	***826.40000227***	***0***	***846.60000253***	***0***	***2.5***
4.45	20	826.40000287	-0.001	846.60000360	-0.001	2.5
3.70	20	826.40000508	-0.003	846.60000255	0.000	2.5

UL KOREA LTD. Confidential
This report shall not be reproduced except in full, without the written approval of UL KOREA LTD.

LTE Band 14 (Lowest Frequency: 16QAM / Highest Frequency: 16QAM)

Test Date	2025-11-12
Test Engineer	22933

Limit		788	798	Delta (Hz)	Frequency Stability (ppm)
Condition		F low @ End of OBW	F high @ End of OBW		
Temperature	Voltage	(MHz)	(MHz)		
Normal (20C)	Normal	788.2527	797.7514		
Extreme (50C)		788.2527	797.7514	7.3	0.009
Extreme (40C)		788.2527	797.7514	8.0	0.010
Extreme (30C)		788.2527	797.7514	7.5	0.009
Extreme (10C)		788.2527	797.7514	7.1	0.009
Extreme (0C)		788.2527	797.7514	7.8	0.010
Extreme (-10C)		788.2527	797.7514	7.5	0.009
Extreme (-20C)		788.2527	797.7514	7.6	0.010
Extreme (-30C)		788.2527	797.7514	8.1	0.010
20C	15%	788.2527	797.7514	3.9	0.005
	-15%	788.2527	797.7514	3.6	0.005
	End Point	788.2527	797.7514	3.8	0.005

LTE Band 26 (Lowest Frequency: 16QAM / Highest Frequency: 16QAM)

Test Date	2025-11-12
Test Engineer	22933

Reference Frequency : Low Channel 814.7 MHz / High Channel 848.3 MHz @ 20ºC						
Limit: +- 2.5 ppm =	Low Channel	2036.750	Hz	High Channel	2120.750	Hz
Power Supply [Vdc]	Environment Temperature [°C]	Frequency Deviation Measureed with Time Elapse				
		Low Channel		High Channel		Limit [ppm]
		[MHz]	Delta [ppm]	[MHz]	Delta [ppm]	
3.88	50	814.70000544	0.000	848.30000613	0.000	2.5
3.88	40	814.70000628	-0.001	848.30000713	-0.001	2.5
3.88	30	814.70000711	-0.002	848.30000709	-0.001	2.5
3.88	***20***	***814.70000545***	***0.000***	***848.30000604***	***0.000***	***2.5***
3.88	10	814.70000858	-0.004	848.30000627	0.000	2.5
3.88	0	814.70000486	0.001	848.30000450	0.002	2.5
3.88	-10	814.70000509	0.000	848.30000513	0.001	2.5
3.88	-20	814.70000614	-0.001	848.30000606	0.000	2.5
3.88	-30	814.70000705	-0.002	848.30000709	-0.001	2.5

Reference Frequency : Low Channel 814.7 MHz / High Channel 848.3 MHz @ 20ºC						
Limit: +- 2.5 ppm =	Low Channel	2036.750	Hz	High Channel	2120.750	Hz
Power Supply [Vdc]	Environment Temperature [°C]	Frequency Deviation Measureed with Time Elapse				
		Low Channel		High Channel		Limit [ppm]
		[MHz]	Delta [ppm]	[MHz]	Delta [ppm]	
3.88	***20***	**814.70000545**	***0***	**848.30000604**	***0***	***2.5***
4.45	20	814.70000454	0.001	848.30000461	0.002	2.5
3.70	20	814.70000402	0.002	848.30000408	0.002	2.5

UL KOREA LTD. Suwon Laboratory FORM ID: FCC_22/90(05)
218 Maeyeong-ro, Yeongtong-gu, Suwon-si, Gyeonggi-do, 16675, Korea TEL: (031) 337-9902 FAX: (031) 213-5433
UL KOREA LTD. Confidential
This report shall not be reproduced except in full, without the written approval of UL KOREA LTD.

NR Band n14 (Lowest Frequency: QPSK / Highest Frequency: QPSK)

Test Date	2025-11-11
Test Engineer	22933

Limit		788	798	Delta (Hz)	Frequency Stability (ppm)
Condition		F low @ End of OBW	F high @ End of OBW		
Temperature	Voltage	(MHz)	(MHz)		
Normal (20C)	Normal	788.2568	797.7452		
Extreme (50C)		788.2568	797.7452	3.9	0.005
Extreme (40C)		788.2568	797.7452	4.6	0.006
Extreme (30C)		788.2568	797.7452	3.4	0.004
Extreme (10C)		788.2568	797.7452	4.6	0.006
Extreme (0C)		788.2568	797.7452	4.7	0.006
Extreme (-10C)		788.2568	797.7452	4.1	0.005
Extreme (-20C)		788.2568	797.7452	4.4	0.006
Extreme (-30C)		788.2568	797.7452	4.2	0.005
20C	15%	788.2568	797.7452	3.7	0.005
	-15%	788.2568	797.7452	3.9	0.005
	End Point	788.2568	797.7452	4.4	0.006

NR Band n26 (Lowest Frequency: 16QAM / Highest Frequency: QPSK)

Test Date	2025-11-11
Test Engineer	22933

Reference Frequency : Low Channel 814.7 MHz / High Channel 848.3 MHz @ 20ºC

Limit: +- 2.5 ppm = Low Channel 2036.750 Hz High Channel 2120.750 Hz

Power Supply [Vdc]	Environment Temperature [°C]	Frequency Deviation Measureed with Time Elapse				Limit [ppm]
		Low Channel		High Channel		
		[MHz]	Delta [ppm]	[MHz]	Delta [ppm]	
3.88	50	814.70000114	0.000	848.30000202	-0.001	2.5
3.88	40	814.70000155	0.000	848.30000266	-0.002	2.5
3.88	30	814.70000215	-0.001	848.30000251	-0.002	2.5
3.88	***20***	***814.70000134***	***0.000***	***848.30000102***	***0.000***	***2.5***
3.88	10	814.70000190	-0.001	848.30000137	0.000	2.5
3.88	0	814.70000163	0.000	848.30000129	0.000	2.5
3.88	-10	814.70000211	-0.001	848.30000175	-0.001	2.5
3.88	-20	814.70000142	0.000	848.30000161	-0.001	2.5
3.88	-30	814.70000127	0.000	848.30000149	-0.001	2.5

Reference Frequency : Low Channel 814.7 MHz / High Channel 848.3 MHz @ 20ºC

Limit: +- 2.5 ppm = Low Channel 2036.750 Hz High Channel 2120.750 Hz

Power Supply [Vdc]	Environment Temperature [°C]	Frequency Deviation Measureed with Time Elapse				Limit [ppm]
		Low Channel		High Channel		
		[MHz]	Delta [ppm]	[MHz]	Delta [ppm]	
3.88	***20***	**814.70000134**	***0***	**848.30000102**	***0***	***2.5***
4.45	20	814.70000205	-0.001	848.30000208	-0.001	2.5
3.70	20	814.70000119	0.000	848.30000117	0.000	2.5

UL KOREA LTD. Suwon Laboratory FORM ID: FCC_22/90(05)
218 Maeyeong-ro, Yeongtong-gu, Suwon-si, Gyeonggi-do, 16675, Korea TEL: (031) 337-9902 FAX: (031) 213-5433
UL KOREA LTD. Confidential
This report shall not be reproduced except in full, without the written approval of UL KOREA LTD.

9. RADIATED RESULTS

9.1. RADIATED POWER (ERP)

RULE PART(S)

FCC: §2.1046, §22.913, §90.542 and §90.635

LIMITS

§22.913(a) - The ERP of mobile transmitters and auxiliary test transmitters must not exceed 7 Watts.

§90.542(a)(7) - Portable stations (hand-held devices) transmitting in the 758-768 MHz band and the 788-798 MHz band are limited to 3 watts ERP.

§90.635(b) The maximum output power of the transmitter for mobile stations is 100 watts (20dBw).

In addition, when the transmitter power is measured in terms of average value, the peak-to-average ratio of the power shall not exceed 13dB.

UL KOREA LTD. Confidential
This report shall not be reproduced except in full, without the written approval of UL KOREA LTD.

TEST PROCEDURE

ANSI / TIA / EIA 603 E Clause 2.2.17; ESU40 setting reference to 971168 D01 v03r01

For radiated output power measurement with a ESU40:

a) Set the RBW ≥ 1% to 5% of the OBW;
b) Set VBW ≥ 3 × RBW;
c) Set span ≥ 2 × to 3 × the OBW.;
d) Sweep time = auto couple or Set ≥ [10 × (number of points in sweep) × (transmission period)] for single sweep (automation-compatible) measurement. Transmission period is the on and off time of the transmitter.;
e) Detector = rms;
f) Ensure that the number of measurement points ≥ 2 x span/RBW;
g) Trace mode = average;
h) If the EUT can be configured to transmit continuously, then set the trigger to free run.
i) If the EUT cannot be configured to transmit continuously, then use a sweep trigger with the level set to enable triggering only on full power bursts and configure the EUT to transmit at full power for the entire duration of each sweep. Verify that the sweep time is less than or equal to the transmission burst duration. Time gating can also be used under similar constraints (i.e., configured such that measurement data is collected only during active full-power transmissions).
j) Trace average at least 100 traces in power averaging (rms) mode if sweep is set to auto-couple. To accurately determine the average power over multiple symbols, it can be necessary to increase the number of traces to be averaged above 100 or, if using a manually configured sweep time, increase the sweep time.
k) Compute the power by integrating the spectrum across the OBW of the signal using the instrument's band or channel power measurement function, with the band/channel limits set equal to the OBW band edges. If the instrument does not have a band or channel power function, then sum the spectrum levels (in linear power units) at intervals equal to the RBW extending across the entire OBW of the spectrum.

NOTE

LTE, 5G NR : The OBW value corresponding to the total channel bandwidth is the OBW of FullRB. Measurements were made with a 1RB configuration (Worst case) over the entire channel bandwidth, and FRB configurations were also reported for the worst BW.

TEST RESULTS

See the following pages.

UL KOREA LTD. Suwon Laboratory FORM ID: FCC_22/90(05)
218 Maeyeong-ro, Yeongtong-gu, Suwon-si, Gyeonggi-do, 16675, Korea TEL: (031) 337-9902 FAX: (031) 213-5433
UL KOREA LTD. Confidential
This report shall not be reproduced except in full, without the written approval of UL KOREA LTD.

9.1.1. ERP RESULT

GSM (ANT A)

Band	Mode	Frequency (MHz)	SG reading (dBm)	Ant. Pol. (H/V)	Cable Loss (dB)	Antenna Gain (dBd)	ERP (dBm)	ERP (W)	Limit (dBm)	Delta (dB)
GSM 850	GPRS	824.20	31.15	V	3.00	-1.03	27.12	0.515	38.50	-11.38
		836.60	30.88	V	3.02	-0.97	26.89	0.489	38.50	-11.61
		848.80	30.61	V	3.04	-0.91	26.66	0.463	38.50	-11.84
	EGPRS	824.20	25.97	V	3.00	-1.03	21.94	0.156	38.50	-16.56
		836.60	26.73	V	3.02	-0.97	22.74	0.188	38.50	-15.76
		848.80	25.81	V	3.04	-0.91	21.86	0.153	38.50	-16.64

GSM (ANT E)

Band	Mode	Frequency (MHz)	SG reading (dBm)	Ant. Pol. (H/V)	Cable Loss (dB)	Antenna Gain (dBd)	ERP (dBm)	ERP (W)	Limit (dBm)	Delta (dB)
GSM 850	GPRS	824.20	34.35	V	3.00	-1.03	30.32	1.076	38.50	-8.18
		836.60	35.12	V	3.02	-0.97	31.13	1.297	38.50	-7.37
		848.80	35.65	V	3.04	-0.91	31.70	1.479	38.50	-6.80
	EGPRS	824.20	28.65	V	3.00	-1.03	24.62	0.290	38.50	-13.88
		836.60	29.34	V	3.02	-0.97	25.35	0.343	38.50	-13.15
		848.80	29.59	V	3.04	-0.91	25.64	0.366	38.50	-12.86

WCDMA (ANT A)

Band	Mode	Frequency (MHz)	SG reading (dBm)	Ant. Pol. (H/V)	Cable Loss (dB)	Antenna Gain (dBd)	ERP (dBm)	ERP (W)	Limit (dBm)	Delta (dB)
Band 5	REL99	826.40	21.31	V	3.00	-1.02	17.29	0.054	38.50	-21.21
		836.60	21.82	V	3.02	-0.97	17.83	0.061	38.50	-20.67
		846.60	20.77	V	3.04	-0.92	16.81	0.048	38.50	-21.69
	HSDPA	826.40	19.25	H	3.00	-1.02	15.23	0.033	38.50	-23.27
		836.60	19.41	V	3.02	-0.97	15.42	0.035	38.50	-23.08
		846.60	19.50	V	3.04	-0.92	15.54	0.036	38.50	-22.96

WCDMA (ANT E)

Band	Mode	Frequency (MHz)	SG reading (dBm)	Ant. Pol. (H/V)	Cable Loss (dB)	Antenna Gain (dBd)	ERP (dBm)	ERP (W)	Limit (dBm)	Delta (dB)
Band 5	REL99	826.40	25.61	V	3.00	-1.02	21.59	0.144	38.50	-16.91
		836.60	26.40	V	3.02	-0.97	22.41	0.174	38.50	-16.09
		846.60	26.20	V	3.04	-0.92	22.24	0.167	38.50	-16.26
	HSDPA	826.40	23.70	V	3.00	-1.02	19.68	0.093	38.50	-18.82
		836.60	24.67	V	3.02	-0.97	20.68	0.117	38.50	-17.82
		846.60	24.27	V	3.04	-0.92	20.31	0.107	38.50	-18.19

UL KOREA LTD. Suwon Laboratory FORM ID: FCC_22/90(05)
218 Maeyeong-ro, Yeongtong-gu, Suwon-si, Gyeonggi-do, 16675, Korea TEL: (031) 337-9902 FAX: (031) 213-5433
UL KOREA LTD. Confidential
This report shall not be reproduced except in full, without the written approval of UL KOREA LTD.

LTE Band 14 (ANT A)

BW (MHz)	Modulation	Frequency (MHz)	SG reading (dBm)	Ant. Pol. (H/V)	Cable Loss (dB)	Antenna Gain (dBd)	ERP (dBm)	ERP (W)	Limit (dBm)	Delta (dB)	RB
10	QPSK	793.00	26.47	V	2.94	-1.16	22.36	0.172	34.77	-12.41	1 / 25
	16-QAM	793.00	25.76	V	2.94	-1.16	21.65	0.146	34.77	-13.12	1 / 25
5	QPSK	790.50	27.09	V	2.94	-1.17	22.98	0.199	34.77	-11.79	1 / 49
		793.00	26.56	V	2.94	-1.16	22.45	0.176	34.77	-12.32	1 / 25
		795.50	27.10	V	2.94	-1.16	22.99	0.199	34.77	-11.78	1 / 0
	16-QAM	790.50	26.09	V	2.94	-1.17	21.98	0.158	34.77	-12.79	1 / 49
		793.00	25.87	V	2.94	-1.16	21.76	0.150	34.77	-13.01	1 / 0
		795.50	26.20	V	2.94	-1.16	22.09	0.162	34.77	-12.68	1 / 0

5	QPSK	790.50	26.25	V	2.94	-1.17	22.14	0.164	34.77	-12.63	25/0
		793.00	25.62	V	2.94	-1.16	21.51	0.142	34.77	-13.26	25/0
		795.50	26.18	V	2.94	-1.16	22.07	0.161	34.77	-12.70	25/0
	16-QAM	790.50	25.33	V	2.94	-1.17	21.22	0.132	34.77	-13.55	25/0
		793.00	24.56	V	2.94	-1.16	20.45	0.111	34.77	-14.32	25/0
		795.50	25.20	V	2.94	-1.16	21.09	0.129	34.77	-13.68	25/0

LTE Band 14 (ANT E)

BW (MHz)	Modulation	Frequency (MHz)	SG reading (dBm)	Ant. Pol. (H/V)	Cable Loss (dB)	Antenna Gain (dBd)	ERP (dBm)	ERP (W)	Limit (dBm)	Delta (dB)	RB
10	QPSK	793.00	21.84	H	2.94	-1.16	17.73	0.059	34.77	-17.04	1 / 0
	16-QAM	793.00	21.09	H	2.94	-1.16	16.98	0.050	34.77	-17.79	1 / 49
5	QPSK	790.50	21.71	V	2.94	-1.17	17.60	0.058	34.77	-17.17	1 / 0
		793.00	21.92	H	2.94	-1.16	17.81	0.060	34.77	-16.96	1 / 49
		795.50	22.08	H	2.94	-1.16	17.98	0.063	34.77	-16.79	1 / 25
	16-QAM	790.50	20.82	V	2.94	-1.17	16.71	0.047	34.77	-18.06	1 / 49
		793.00	21.10	H	2.94	-1.16	16.99	0.050	34.77	-17.78	1 / 0
		795.50	21.25	H	2.94	-1.16	17.15	0.052	34.77	-17.62	1 / 0

5	QPSK	790.50	20.63	V	2.94	-1.17	16.52	0.045	34.77	-18.25	25/0
		793.00	20.73	H	2.94	-1.16	16.62	0.046	34.77	-18.15	25/0
		795.50	20.83	H	2.94	-1.16	16.73	0.047	34.77	-18.04	25/0
	16-QAM	790.50	19.52	V	2.94	-1.17	15.41	0.035	34.77	-19.36	25/0
		793.00	20.23	H	2.94	-1.16	16.12	0.041	34.77	-18.65	25/0
		795.50	20.42	H	2.94	-1.16	16.32	0.043	34.77	-18.45	25/0

UL KOREA LTD. Suwon Laboratory FORM ID: FCC_22/90(05)
218 Maeyeong-ro, Yeongtong-gu, Suwon-si, Gyeonggi-do, 16675, Korea TEL: (031) 337-9902 FAX: (031) 213-5433
UL KOREA LTD. Confidential
This report shall not be reproduced except in full, without the written approval of UL KOREA LTD.

LTE Band 26 (ANT A)

BW (MHz)	Modulation	Frequency (MHz)	SG reading (dBm)	Ant. Pol. (H/V)	Cable Loss (dB)	Antenna Gain (dBd)	ERP (dBm)	ERP (W)	Limit (dBm)	Delta (dB)	RB
15	QPSK	821.50	20.75	V	2.99	-1.04	16.71	0.047	50.00	-33.29	1 / 37
		824.00	21.46	V	3.00	-1.03	17.43	0.055	38.50	-21.07	1 / 74
		831.50	21.56	V	3.01	-0.99	17.56	0.057	38.50	-20.94	1 / 37
		836.50	21.82	V	3.02	-0.97	17.83	0.061	38.50	-20.67	1 / 0
		841.50	21.40	V	3.03	-0.94	17.43	0.055	38.50	-21.07	1 / 0
	16-QAM	821.50	19.91	V	2.99	-1.04	15.87	0.039	50.00	-34.13	1 / 74
		824.00	20.59	V	3.00	-1.03	16.56	0.045	38.50	-21.94	1 / 37
		831.50	20.77	V	3.01	-0.99	16.77	0.048	38.50	-21.73	1 / 37
		836.50	21.08	V	3.02	-0.97	17.09	0.051	38.50	-21.41	1 / 37
		841.50	20.63	V	3.03	-0.94	16.66	0.046	38.50	-21.84	1 / 0
10	QPSK	819.00	20.21	V	2.99	-1.06	16.17	0.041	50.00	-33.83	1 / 49
		824.00	21.45	V	3.00	-1.03	17.42	0.055	38.50	-21.08	1 / 49
		829.00	21.33	V	3.01	-1.01	17.32	0.054	38.50	-21.18	1 / 25
		836.50	21.81	V	3.02	-0.97	17.82	0.061	38.50	-20.68	1 / 25
		844.00	1.00	V	3.03	-0.93	-2.96	0.001	38.50	-41.46	1 / 0
	16-QAM	819.00	19.44	V	2.99	-1.06	15.40	0.035	50.00	-34.60	1 / 49
		824.00	20.78	V	3.00	-1.03	16.75	0.047	38.50	-21.75	1 / 25
		829.00	20.30	V	3.01	-1.01	16.29	0.043	38.50	-22.21	1 / 49
		836.50	21.03	V	3.02	-0.97	17.04	0.051	38.50	-21.46	1 / 49
		844.00	20.67	V	3.03	-0.93	16.71	0.047	38.50	-21.79	1 / 0
5	QPSK	816.50	20.04	V	2.98	-1.07	15.99	0.040	50.00	-33.50	1 / 0
		821.50	20.54	V	2.99	-1.04	16.50	0.045	50.00	-32.66	1 / 0
		824.00	21.37	V	3.00	-1.03	17.34	0.054	38.50	-21.31	1 / 12
		826.50	21.21	V	3.00	-1.02	17.19	0.052	38.50	-20.75	1 / 24
		836.50	21.74	V	3.02	-0.97	17.75	0.060	38.50	-21.35	1 / 0
		846.50	21.11	V	3.04	-0.92	17.15	0.052	38.50	-23.44	1 / 0
	16-QAM	816.50	19.11	V	2.98	-1.07	15.06	0.032	50.00	-34.32	1 / 0
		821.50	19.72	V	2.99	-1.04	15.68	0.037	50.00	-33.31	1 / 0
		824.00	20.72	V	3.00	-1.03	16.69	0.047	38.50	-22.49	1 / 24
		826.50	20.03	V	3.00	-1.02	16.01	0.040	38.50	-21.21	1 / 24
		836.50	21.28	V	3.02	-0.97	17.29	0.054	38.50	-21.98	1 / 12
		846.50	20.48	V	3.04	-0.92	16.52	0.045	38.50	-21.98	1 / 12
3	QPSK	815.50	19.91	V	2.98	-1.07	15.86	0.039	50.00	-34.14	1 / 8
		822.50	20.85	V	3.00	-1.04	16.82	0.048	50.00	-33.18	1 / 8
		824.00	21.33	V	3.00	-1.03	17.30	0.054	38.50	-21.20	1 / 0
		825.50	21.14	V	3.00	-1.02	17.12	0.052	38.50	-21.38	1 / 8
		836.50	21.79	V	3.02	-0.97	17.80	0.060	38.50	-20.70	1 / 8
		847.50	21.01	V	3.04	-0.91	17.06	0.051	38.50	-21.44	1 / 8
	16-QAM	815.50	19.19	V	2.98	-1.07	15.14	0.033	50.00	-34.86	1 / 8
		822.50	20.12	V	3.00	-1.04	16.09	0.041	50.00	-33.91	1 / 8
		824.00	20.63	V	3.00	-1.03	16.60	0.046	38.50	-21.90	1 / 8
		825.50	20.05	V	3.00	-1.02	16.03	0.040	38.50	-22.47	1 / 0
		836.50	21.12	V	3.02	-0.97	17.13	0.052	38.50	-21.37	1 / 8
		847.50	20.38	V	3.04	-0.91	16.43	0.044	38.50	-22.07	1 / 8
1.4	QPSK	814.70	19.66	V	2.98	-1.08	15.60	0.036	50.00	-34.40	1 / 5
		823.30	20.83	V	3.00	-1.03	16.79	0.048	50.00	-33.21	1 / 3
		824.00	21.25	V	3.00	-1.03	17.22	0.053	38.50	-21.28	1 / 5
		824.70	20.80	V	3.00	-1.03	16.78	0.048	38.50	-21.72	1 / 5
		836.50	21.71	V	3.02	-0.97	17.72	0.059	38.50	-20.78	1 / 3
		848.30	21.00	V	3.04	-0.91	17.05	0.051	38.50	-21.45	1 / 0
	16-QAM	814.70	18.97	V	2.98	-1.08	14.91	0.031	50.00	-35.09	1 / 3
		823.30	20.14	V	3.00	-1.03	16.10	0.041	50.00	-33.90	1 / 3
		824.00	20.50	V	3.00	-1.03	16.47	0.044	38.50	-22.03	1 / 5
		824.70	19.65	V	3.00	-1.03	15.63	0.037	38.50	-22.87	1 / 5
		836.50	20.99	V	3.02	-0.97	17.00	0.050	38.50	-21.50	1 / 3
		848.30	20.07	V	3.04	-0.91	16.12	0.041	38.50	-22.38	1 / 5

15	QPSK	821.50	19.81	V	2.99	-1.04	15.77	0.038	50.00	-34.23	75/0
		824.00	20.49	V	3.00	-1.03	16.46	0.044	38.50	-22.04	75/0
		831.50	20.60	V	3.01	-0.99	16.60	0.046	38.50	-21.90	75/0
		836.50	20.89	V	3.02	-0.97	16.90	0.049	38.50	-21.60	75/0
		841.50	20.50	V	3.03	-0.94	16.53	0.045	38.50	-21.97	75/0
5	16-QAM	816.50	18.13	V	2.98	-1.07	14.08	0.026	50.00	-35.92	25/0
		821.50	18.77	V	2.99	-1.04	14.73	0.030	50.00	-35.27	25/0
		824.00	19.84	V	3.00	-1.03	15.81	0.038	38.50	-22.69	25/0
		826.50	18.90	V	3.00	-1.02	14.88	0.031	38.50	-23.62	25/0
		836.50	20.55	V	3.02	-0.97	16.56	0.045	38.50	-21.94	25/0
		846.50	19.47	V	3.04	-0.92	15.51	0.036	38.50	-22.99	25/0

UL KOREA LTD. Suwon Laboratory FORM ID: FCC_22/90(05)
218 Maeyeong-ro, Yeongtong-gu, Suwon-si, Gyeonggi-do, 16675, Korea TEL: (031) 337-9902 FAX: (031) 213-5433
UL KOREA LTD. Confidential
This report shall not be reproduced except in full, without the written approval of UL KOREA LTD.

LTE Band 26 (ANT E)

BW (MHz)	Modulation	Frequency (MHz)	SG reading (dBm)	Ant. Pol. (H/V)	Cable Loss (dB)	Antenna Gain (dBd)	ERP (dBm)	ERP (W)	Limit (dBm)	Delta (dB)	RB
15	QPSK	821.50	25.33	V	2.99	-1.04	21.29	0.135	50.00	-28.71	1 / 74
		824.00	25.42	V	3.00	-1.03	21.39	0.138	38.50	-17.11	1 / 37
		831.50	26.09	V	3.01	-0.99	22.09	0.162	38.50	-16.41	1 / 37
		836.50	26.03	V	3.02	-0.97	22.04	0.160	38.50	-16.46	1 / 37
		841.50	25.66	V	3.03	-0.94	21.69	0.148	38.50	-16.81	1 / 0
	16-QAM	821.50	24.08	V	2.99	-1.04	20.04	0.101	50.00	-29.96	1 / 74
		824.00	24.45	V	3.00	-1.03	20.42	0.110	38.50	-18.08	1 / 74
		831.50	25.13	V	3.01	-0.99	21.13	0.130	38.50	-17.37	1 / 37
		836.50	24.82	V	3.02	-0.97	20.83	0.121	38.50	-17.67	1 / 0
		841.50	24.59	V	3.03	-0.94	20.62	0.115	38.50	-17.88	1 / 37
10	QPSK	819.00	25.01	V	2.99	-1.06	20.97	0.125	50.00	-29.03	1 / 25
		824.00	25.39	V	3.00	-1.03	21.36	0.137	38.50	-17.14	1 / 25
		829.00	25.88	V	3.01	-1.01	21.87	0.154	38.50	-16.63	1 / 25
		836.50	26.13	V	3.02	-0.97	22.14	0.164	38.50	-16.36	1 / 0
		844.00	1.00	V	3.03	-0.93	-2.96	0.001	38.50	-41.46	1 / 0
	16-QAM	819.00	23.57	V	2.99	-1.06	19.53	0.090	50.00	-30.47	1 / 25
		824.00	24.31	V	3.00	-1.03	20.28	0.107	38.50	-18.22	1 / 25
		829.00	24.86	V	3.01	-1.01	20.85	0.122	38.50	-17.65	1 / 49
		836.50	24.81	V	3.02	-0.97	20.82	0.121	38.50	-17.68	1 / 25
		844.00	24.55	V	3.03	-0.93	20.59	0.115	38.50	-17.91	1 / 0
5	QPSK	816.50	24.76	V	2.98	-1.07	20.71	0.118	50.00	-28.74	1 / 0
		821.50	25.30	V	2.99	-1.04	21.26	0.134	50.00	-28.80	1 / 12
		824.00	25.23	V	3.00	-1.03	21.20	0.132	38.50	-16.87	1 / 24
		826.50	25.65	V	3.00	-1.02	21.63	0.146	38.50	-16.32	1 / 24
		836.50	26.17	V	3.02	-0.97	22.18	0.165	38.50	-17.12	1 / 12
		846.50	25.34	V	3.04	-0.92	21.38	0.137	38.50	-19.12	1 / 0
	16-QAM	816.50	23.43	V	2.98	-1.07	19.38	0.087	50.00	-29.97	1 / 12
		821.50	24.07	V	2.99	-1.04	20.03	0.101	50.00	-29.72	1 / 0
		824.00	24.31	V	3.00	-1.03	20.28	0.107	38.50	-18.04	1 / 24
		826.50	24.48	V	3.00	-1.02	20.46	0.111	38.50	-17.53	1 / 0
		836.50	24.96	V	3.02	-0.97	20.97	0.125	38.50	-18.06	1 / 0
		846.50	24.40	V	3.04	-0.92	20.44	0.111	38.50	-18.06	1 / 0
3	QPSK	815.50	24.66	V	2.98	-1.07	20.61	0.115	50.00	-29.39	1 / 8
		822.50	25.48	V	3.00	-1.04	21.45	0.140	50.00	-28.55	1 / 8
		824.00	25.35	V	3.00	-1.03	21.32	0.136	38.50	-17.18	1 / 8
		825.50	25.45	V	3.00	-1.02	21.43	0.139	38.50	-17.07	1 / 14
		836.50	26.26	V	3.02	-0.97	22.27	0.169	38.50	-16.23	1 / 8
		847.50	25.38	V	3.04	-0.91	21.43	0.139	38.50	-17.07	1 / 8
	16-QAM	815.50	23.41	V	2.98	-1.07	19.36	0.086	50.00	-30.64	1 / 0
		822.50	24.24	V	3.00	-1.04	20.21	0.105	50.00	-29.79	1 / 14
		824.00	24.27	V	3.00	-1.03	20.24	0.106	38.50	-18.26	1 / 8
		825.50	24.57	V	3.00	-1.02	20.55	0.114	38.50	-17.95	1 / 8
		836.50	24.77	V	3.02	-0.97	20.78	0.120	38.50	-17.72	1 / 0
		847.50	24.23	V	3.04	-0.91	20.28	0.107	38.50	-18.22	1 / 8
1.4	QPSK	814.70	24.40	V	2.98	-1.08	20.34	0.108	50.00	-29.66	1 / 0
		823.30	25.66	V	3.00	-1.03	21.62	0.145	50.00	-28.38	1 / 5
		824.00	25.16	V	3.00	-1.03	21.13	0.130	38.50	-17.37	1 / 3
		824.70	25.26	V	3.00	-1.03	21.24	0.133	38.50	-17.26	1 / 5
		836.50	26.11	V	3.02	-0.97	22.12	0.163	38.50	-16.38	1 / 3
		848.30	25.14	V	3.04	-0.91	21.19	0.132	38.50	-17.31	1 / 0
	16-QAM	814.70	23.07	V	2.98	-1.08	19.01	0.080	50.00	-30.99	1 / 3
		823.30	24.22	V	3.00	-1.03	20.18	0.104	50.00	-29.82	1 / 5
		824.00	24.29	V	3.00	-1.03	20.26	0.106	38.50	-18.24	1 / 5
		824.70	24.18	V	3.00	-1.03	20.16	0.104	38.50	-18.34	1 / 5
		836.50	24.75	V	3.02	-0.97	20.76	0.119	38.50	-17.74	1 / 5
		848.30	24.05	V	3.04	-0.91	20.10	0.102	38.50	-18.40	1 / 3
3	QPSK	815.50	23.84	V	2.98	-1.07	19.79	0.095	50.00	-30.21	15/0
		822.50	24.67	V	3.00	-1.04	20.64	0.116	50.00	-29.36	15/0
		824.00	24.39	V	3.00	-1.03	20.36	0.109	38.50	-18.14	15/0
		825.50	24.40	V	3.00	-1.02	20.38	0.109	38.50	-18.12	15/0
		836.50	25.23	V	3.02	-0.97	21.24	0.133	38.50	-17.26	15/0
		847.50	24.34	V	3.04	-0.91	20.39	0.109	38.50	-18.11	15/0
15	16-QAM	821.50	23.01	V	2.99	-1.04	18.97	0.079	50.00	-31.03	75/0
		824.00	23.58	V	3.00	-1.03	19.55	0.090	38.50	-18.95	75/0
		831.50	24.08	V	3.01	-0.99	20.08	0.102	38.50	-18.42	75/0
		836.50	23.69	V	3.02	-0.97	19.70	0.093	38.50	-18.80	75/0
		841.50	23.47	V	3.03	-0.94	19.50	0.089	38.50	-19.00	75/0

UL KOREA LTD. Suwon Laboratory FORM ID: FCC_22/90(05)
218 Maeyeong-ro, Yeongtong-gu, Suwon-si, Gyeonggi-do, 16675, Korea TEL: (031) 337-9902 FAX: (031) 213-5433
UL KOREA LTD. Confidential
This report shall not be reproduced except in full, without the written approval of UL KOREA LTD.

NR Band n14 DFT-s OFDM (ANT A)

BW (MHz)	Modulation	Frequency (MHz)	SG reading (dBm)	Ant. Pol. (H/V)	Cable Loss (dB)	Antenna Gain (dBd)	ERP (dBm)	ERP (W)	Limit (dBm)	Delta (dB)	RB
10	QPSK	793.00	26.41	V	2.94	-1.16	22.30	0.170	34.77	-12.47	1 / 49
	16-QAM	793.00	25.22	V	2.94	-1.16	21.11	0.129	34.77	-13.66	1 / 49
5	QPSK	790.50	26.47	V	2.94	-1.17	22.36	0.172	34.77	-12.41	1 / 23
		793.00	26.54	V	2.94	-1.16	22.43	0.175	34.77	-12.34	1 / 1
		795.50	26.43	V	2.94	-1.16	22.33	0.171	34.77	-12.44	1 / 1
	16-QAM	790.50	25.25	V	2.94	-1.17	21.14	0.130	34.77	-13.63	1 / 1
		793.00	25.30	V	2.94	-1.16	21.19	0.132	34.77	-13.58	1 / 23
		795.50	25.32	V	2.94	-1.16	21.22	0.132	34.77	-13.55	1 / 1
5	QPSK	790.50	25.58	V	2.94	-1.17	21.47	0.140	34.77	-13.30	25/0
		793.00	25.64	V	2.94	-1.16	21.53	0.142	34.77	-13.24	25/0
		795.50	25.34	V	2.94	-1.16	21.24	0.133	34.77	-13.53	25/0
	16-QAM	790.50	24.38	V	2.94	-1.17	20.27	0.107	34.77	-14.50	25/0
		793.00	24.84	V	2.94	-1.16	20.73	0.118	34.77	-14.04	25/0
		795.50	25.04	V	2.94	-1.16	20.94	0.124	34.77	-13.83	25/0

NR Band n14 DFT-s OFDM (ANT E)

BW (MHz)	Modulation	Frequency (MHz)	SG reading (dBm)	Ant. Pol. (H/V)	Cable Loss (dB)	Antenna Gain (dBd)	ERP (dBm)	ERP (W)	Limit (dBm)	Delta (dB)	RB
10	QPSK	793.00	20.39	V	2.94	-1.16	16.28	0.043	34.77	-18.49	1 / 25
	16-QAM	793.00	19.38	V	2.94	-1.16	15.27	0.034	34.77	-19.50	1 / 25
5	QPSK	790.50	20.49	V	2.94	-1.17	16.38	0.043	34.77	-18.39	1 / 1
		793.00	20.65	V	2.94	-1.16	16.54	0.045	34.77	-18.23	1 / 1
		795.50	20.86	V	2.94	-1.16	16.76	0.047	34.77	-18.01	1 / 1
	16-QAM	790.50	19.35	V	2.94	-1.17	15.24	0.033	34.77	-19.53	1 / 1
		793.00	19.61	V	2.94	-1.16	15.50	0.036	34.77	-19.27	1 / 12
		795.50	19.66	V	2.94	-1.16	15.56	0.036	34.77	-19.21	1 / 12
5	QPSK	790.50	19.69	V	2.94	-1.17	15.58	0.036	34.77	-19.19	25/0
		793.00	19.88	V	2.94	-1.16	15.77	0.038	34.77	-19.00	25/0
		795.50	19.83	V	2.94	-1.16	15.73	0.037	34.77	-19.04	25/0
	16-QAM	790.50	18.96	V	2.94	-1.17	14.85	0.031	34.77	-19.92	25/0
		793.00	18.98	V	2.94	-1.16	14.87	0.031	34.77	-19.90	25/0
		795.50	19.19	V	2.94	-1.16	15.09	0.032	34.77	-19.68	25/0

UL KOREA LTD. Suwon Laboratory FORM ID: FCC_22/90(05)
218 Maeyeong-ro, Yeongtong-gu, Suwon-si, Gyeonggi-do, 16675, Korea TEL: (031) 337-9902 FAX: (031) 213-5433
UL KOREA LTD. Confidential
This report shall not be reproduced except in full, without the written approval of UL KOREA LTD.

NR Band n26 DFT-s OFDM (ANT A)

BW (MHz)	Modulation	Frequency (MHz)	SG reading (dBm)	Ant. Pol. (H/V)	Cable Loss (dB)	Antenna Gain (dBd)	ERP (dBm)	ERP (W)	Limit (dBm)	Delta (dB)	RB
20	QPSK	824.00	20.92	V	3.00	-1.03	16.90	0.049	38.50	-21.60	1 / 104
		834.00	22.22	V	3.02	-0.98	18.22	0.066	38.50	-20.28	1 / 104
		836.50	22.39	V	3.02	-0.97	18.40	0.069	38.50	-20.10	1 / 52
		839.00	22.23	V	3.03	-0.96	18.25	0.067	38.50	-20.25	1 / 1
	16-QAM	824.00	19.67	V	3.00	-1.03	15.65	0.037	38.50	-22.85	1 / 104
		834.00	20.84	V	3.02	-0.98	16.84	0.048	38.50	-21.66	1 / 52
		836.50	21.30	V	3.02	-0.97	17.31	0.054	38.50	-21.19	1 / 52
		839.00	21.14	V	3.03	-0.96	17.16	0.052	38.50	-21.34	1 / 1
15	QPSK	821.50	20.37	V	2.99	-1.04	16.34	0.043	50.00	-33.66	1 / 77
		824.00	20.90	V	3.00	-1.03	16.88	0.049	38.50	-21.62	1 / 77
		831.50	21.56	V	3.01	-0.99	17.56	0.057	38.50	-20.94	1 / 39
		836.50	22.49	V	3.02	-0.97	18.50	0.071	38.50	-20.00	1 / 1
		841.50	22.38	V	3.03	-0.94	18.41	0.069	38.50	-20.09	1 / 1
	16-QAM	821.50	19.30	V	2.99	-1.04	15.27	0.034	50.00	-34.73	1 / 77
		824.00	19.64	V	3.00	-1.03	15.62	0.036	38.50	-22.88	1 / 77
		831.50	20.29	V	3.01	-0.99	16.29	0.043	38.50	-22.21	1 / 39
		836.50	21.11	V	3.02	-0.97	17.12	0.052	38.50	-21.38	1 / 1
		841.50	21.17	V	3.03	-0.94	17.20	0.052	38.50	-21.30	1 / 1
10	QPSK	819.00	20.49	V	2.99	-1.06	16.45	0.044	50.00	-33.55	1 / 50
		824.00	20.82	V	3.00	-1.03	16.80	0.048	38.50	-21.70	1 / 50
		829.00	21.29	V	3.01	-1.01	17.28	0.053	38.50	-21.22	1 / 25
		836.50	22.64	V	3.02	-0.97	18.65	0.073	38.50	-19.85	1 / 25
		844.00	22.09	V	3.03	-0.93	18.13	0.065	38.50	-20.37	1 / 1
	16-QAM	819.00	19.57	V	2.99	-1.06	15.53	0.036	50.00	-34.47	1 / 49
		824.00	19.80	V	3.00	-1.03	15.78	0.038	38.50	-22.72	1 / 49
		829.00	20.12	V	3.01	-1.01	16.11	0.041	38.50	-22.39	1 / 49
		836.50	21.19	V	3.02	-0.97	17.20	0.052	38.50	-21.30	1 / 49
		844.00	21.08	V	3.03	-0.93	17.12	0.052	38.50	-21.38	1 / 1
5	QPSK	816.50	20.78	V	2.98	-1.07	16.73	0.047	50.00	-33.27	1 / 23
		821.50	20.75	V	2.99	-1.04	16.72	0.047	50.00	-33.28	1 / 23
		824.00	20.75	V	3.00	-1.03	16.73	0.047	38.50	-21.77	1 / 23
		826.50	21.40	V	3.00	-1.02	17.38	0.055	38.50	-21.12	1 / 1
		836.50	22.61	V	3.02	-0.97	18.62	0.073	38.50	-19.88	1 / 1
		846.50	22.24	V	3.04	-0.92	18.28	0.067	38.50	-20.22	1 / 1
	16-QAM	816.50	19.71	V	2.98	-1.07	15.66	0.037	50.00	-34.34	1 / 25
		821.50	19.66	V	2.99	-1.04	15.63	0.037	50.00	-34.37	1 / 25
		824.00	19.82	V	3.00	-1.03	15.80	0.038	38.50	-22.70	1 / 25
		826.50	19.68	V	3.00	-1.02	15.66	0.037	38.50	-22.84	1 / 1
		836.50	21.32	V	3.02	-0.97	17.33	0.054	38.50	-21.17	1 / 1
		846.50	20.88	V	3.04	-0.92	16.92	0.049	38.50	-21.58	1 / 1

10	QPSK	819.00	19.59	V	2.99	-1.06	15.55	0.036	50.00	-34.45	50/0
		824.00	19.72	V	3.00	-1.03	15.70	0.037	38.50	-22.80	50/0
		829.00	20.15	V	3.01	-1.01	16.14	0.041	38.50	-22.36	50/0
		836.50	21.48	V	3.02	-0.97	17.49	0.056	38.50	-21.01	50/0
		844.00	20.97	V	3.03	-0.93	17.01	0.050	38.50	-21.49	50/0
5	16-QAM	816.50	18.62	V	2.98	-1.07	14.57	0.029	50.00	-35.43	25/0
		821.50	18.78	V	2.99	-1.04	14.75	0.030	38.50	-23.75	25/0
		824.00	18.91	V	3.00	-1.03	14.89	0.031	38.50	-23.61	25/0
		826.50	18.85	V	3.00	-1.02	14.83	0.030	38.50	-23.67	25/0
		836.50	20.38	V	3.02	-0.97	16.39	0.044	38.50	-22.11	25/0
		846.50	19.82	V	3.04	-0.92	15.86	0.039	38.50	-22.64	25/0

UL KOREA LTD. Suwon Laboratory FORM ID: FCC_22/90(05)
218 Maeyeong-ro, Yeongtong-gu, Suwon-si, Gyeonggi-do, 16675, Korea TEL: (031) 337-9902 FAX: (031) 213-5433
UL KOREA LTD. Confidential
This report shall not be reproduced except in full, without the written approval of UL KOREA LTD.

NR Band n26 DFT-s OFDM (ANT E)

BW (MHz)	Modulation	Frequency (MHz)	SG reading (dBm)	Ant. Pol. (H/V)	Cable Loss (dB)	Antenna Gain (dBd)	ERP (dBm)	ERP (W)	Limit (dBm)	Delta (dB)	RB
20	QPSK	824.00	24.42	V	3.00	-1.03	20.40	0.110	38.50	-18.10	1 / 104
		834.00	25.78	V	3.02	-0.98	21.78	0.151	38.50	-16.72	1 / 52
		836.50	26.07	V	3.02	-0.97	22.08	0.161	38.50	-16.42	1 / 1
		839.00	26.22	V	3.03	-0.96	22.24	0.167	38.50	-16.26	1 / 1
	16-QAM	824.00	22.98	V	3.00	-1.03	18.96	0.079	38.50	-19.54	1 / 52
		834.00	24.74	V	3.02	-0.98	20.74	0.119	38.50	-17.76	1 / 52
		836.50	25.04	V	3.02	-0.97	21.05	0.127	38.50	-17.45	1 / 1
		839.00	25.03	V	3.03	-0.96	21.05	0.127	38.50	-17.45	1 / 1
15	QPSK	821.50	24.39	V	2.99	-1.04	20.36	0.109	50.00	-29.64	1 / 77
		824.00	24.34	V	3.00	-1.03	20.32	0.108	38.50	-18.18	1 / 77
		831.50	25.33	V	3.01	-0.99	21.33	0.136	38.50	-17.17	1 / 39
		836.50	26.04	V	3.02	-0.97	22.05	0.160	38.50	-16.45	1 / 1
		841.50	26.08	V	3.03	-0.94	22.11	0.163	38.50	-16.39	1 / 1
	16-QAM	821.50	23.24	V	2.99	-1.04	19.21	0.083	50.00	-30.79	1 / 77
		824.00	22.89	V	3.00	-1.03	18.87	0.077	38.50	-19.63	1 / 39
		831.50	24.23	V	3.01	-0.99	20.23	0.105	38.50	-18.27	1 / 39
		836.50	24.97	V	3.02	-0.97	20.98	0.125	38.50	-17.52	1 / 1
		841.50	25.15	V	3.03	-0.94	21.18	0.131	38.50	-17.32	1 / 1
10	QPSK	819.00	24.00	V	2.99	-1.06	19.96	0.099	50.00	-30.04	1 / 49
		824.00	24.52	V	3.00	-1.03	20.50	0.112	38.50	-18.00	1 / 49
		829.00	25.09	V	3.01	-1.01	21.08	0.128	38.50	-17.42	1 / 50
		836.50	26.24	V	3.02	-0.97	22.25	0.168	38.50	-16.25	1 / 25
		844.00	25.88	V	3.03	-0.93	21.92	0.156	38.50	-16.58	1 / 1
	16-QAM	819.00	22.63	V	2.99	-1.06	18.59	0.072	50.00	-31.41	1 / 49
		824.00	23.05	V	3.00	-1.03	19.03	0.080	38.50	-19.47	1 / 49
		829.00	23.88	V	3.01	-1.01	19.87	0.097	38.50	-18.63	1 / 49
		836.50	25.34	V	3.02	-0.97	21.35	0.136	38.50	-17.15	1 / 49
		844.00	25.36	V	3.03	-0.93	21.40	0.138	38.50	-17.10	1 / 1
5	QPSK	816.50	24.46	V	2.98	-1.07	20.41	0.110	50.00	-29.59	1 / 23
		821.50	24.43	V	2.99	-1.04	20.40	0.110	50.00	-29.60	1 / 23
		824.00	24.59	V	3.00	-1.03	20.57	0.114	38.50	-17.93	1 / 12
		826.50	24.89	V	3.00	-1.02	20.87	0.122	38.50	-17.63	1 / 23
		836.50	26.00	V	3.02	-0.97	22.01	0.159	38.50	-16.49	1 / 1
		846.50	25.94	V	3.04	-0.92	21.98	0.158	38.50	-16.52	1 / 12
	16-QAM	816.50	23.06	V	2.98	-1.07	19.01	0.080	50.00	-30.99	1 / 1
		821.50	23.21	V	2.99	-1.04	19.18	0.083	50.00	-30.82	1 / 1
		824.00	23.37	V	3.00	-1.03	19.35	0.086	38.50	-19.15	1 / 1
		826.50	23.80	V	3.00	-1.02	19.78	0.095	38.50	-18.72	1 / 1
		836.50	25.17	V	3.02	-0.97	21.18	0.131	38.50	-17.32	1 / 1
		846.50	25.03	V	3.04	-0.92	21.07	0.128	38.50	-17.43	1 / 1

10	QPSK	819.00	23.00	V	2.99	-1.06	18.96	0.079	50.00	-31.04	50/0
		824.00	23.48	V	3.00	-1.03	19.46	0.088	38.50	-19.04	50/0
		829.00	24.12	V	3.01	-1.01	20.11	0.103	38.50	-18.39	50/0
		836.50	25.37	V	3.02	-0.97	21.38	0.137	38.50	-17.12	50/0
		844.00	24.76	V	3.03	-0.93	20.80	0.120	38.50	-17.70	50/0
	16-QAM	819.00	22.56	V	2.99	-1.06	18.52	0.071	50.00	-31.48	50/0
		824.00	22.04	V	3.00	-1.03	18.02	0.063	38.50	-20.48	50/0
		829.00	23.58	V	3.01	-1.01	19.57	0.091	38.50	-18.93	50/0
		836.50	24.40	V	3.02	-0.97	20.41	0.110	38.50	-18.09	50/0
		844.00	24.17	V	3.03	-0.93	20.21	0.105	38.50	-18.29	50/0

UL KOREA LTD. Suwon Laboratory FORM ID: FCC_22/90(05)
218 Maeyeong-ro, Yeongtong-gu, Suwon-si, Gyeonggi-do, 16675, Korea TEL: (031) 337-9902 FAX: (031) 213-5433
UL KOREA LTD. Confidential
This report shall not be reproduced except in full, without the written approval of UL KOREA LTD.

9.2. RADIATIED SPURIOUS EMISSION

RULE PART(S)

FCC: §2.1053, §22.917, §90.543 and §90.691

LIMIT

§22.917(a)
The power of any emission outside of the authorized operating frequency ranges must be attenuated below the transmitting power (P) by a factor of at least 43 + 10 log(P) dB.

§90.543(c)
On any frequency outside of the frequency ranges covered by the ACP tables in this section, the power of any emission must be reduced below the mean output power (P) by at least 43 + 10log (P) dB measured in a 100 kHz bandwidth for frequencies less than 1 GHz, and in a 1 MHz bandwidth for frequencies greater than 1 GHz

§90.543(e)
For operations in the 758-768 MHz and the 788-798 MHz bands, the power of any emission outside the licensee's frequency band(s) of operation shall be attenuated below the transmitter power (P) within the licensed band(s) of operation, measured in watts, in accordance with the following:
(1) On all frequencies between 769-775 MHz and 799-805 MHz, by a factor not less than 76 + 10 log (P) dB in a 6.25 kHz band segment, for base and fixed stations.
(2) On all frequencies between 769-775 MHz and 799-805 MHz, by a factor not less than 65 + 10 log (P) dB in a 6.25 kHz band segment, for mobile and portable stations.
(3) On any frequency between 775-788 MHz, above 805 MHz, and below 758 MHz, by at least 43 + 10 log (P) dB.
(4) Compliance with the provisions of paragraphs (e)(1) and (2) of this section is based on the use of measurement instrumentation such that the reading taken with any resolution bandwidth setting should be adjusted to indicate spectral energy in a 6.25 kHz segment.
(5) Compliance with the provisions of paragraph (e)(3) of this section is based on the use of measurement instrumentation employing a resolution bandwidth of 100 kHz or greater. However, in the 100 kHz bands immediately outside and adjacent to the frequency block, a resolution bandwidth of 30 kHz may be employed.

§90.543(f)
For operations in the 758-775 MHz and 788-805 MHz bands, all emissions including harmonics in the band 1559-1610 MHz shall be limited to −70 dBW/MHz equivalent isotropically radiated power (EIRP) for wideband signals, and −80 dBW EIRP for discrete emissions of less than 700 Hz bandwidth. For the purpose of equipment authorization, a transmitter shall be tested with an antenna that is representative of the type that will be used with the equipment in normal operation.

§90.691(a):
(1) For any frequency removed from the EA licensee's frequency block by up to and including 37.5 kHz, the power of any emission shall be attenuated below the transmitter power (P) in watts by at least 116 Log10(f/6.1) decibels or 50 + 10 Log10(P) decibels or 80 decibels, whichever is the lesser attenuation, where f is the frequency removed from the center of the outer channel in the block in kilohertz and where f is greater than 12.5 kHz.
(2) For any frequency removed from the EA licensee's frequency block greater than 37.5 kHz, the power of any emission shall be attenuated below the transmitter power (P) in watts by at least 43 + 10Log_{10}(P) decibels or 80 decibels, whichever is the lesser attenuation, where f is the frequency removed from the center of the outer channel in the block in kilohertz and where f is greater than 37.5 kHz.(NOTE : Use 100kHz reference bandwidth)

(b) When an emission outside of the authorized bandwidth causes harmful interference, the Commission may, at its discretion, require greater attenuation than specified in this section.

UL KOREA LTD. Confidential
This report shall not be reproduced except in full, without the written approval of UL KOREA LTD.

TEST PROCEDURE

ANSI / TIA / EIA 603 E Clause 2.2.12; ESU40 setting reference to 971168 D01 v03r01

For peak power measurement with a ESU40:

a) Set the RBW = 100 kHz for emission below 1 GHz.
b) Set VBW ≥ 3 × RBW;
c) Set span ≥ 1.5 times the OBW;
d) Sweep time = auto couple;
e) Detector = rms;
f) Ensure that the number of measurement points ≥ 2 x span/RBW;
g) Trace mode = average(WCDMA, LTE, 5G NR), Maxhold(GSM);

NOTE1

GSM : It was tested at GPRS as worst case (the highst output power and density).
UMTS: It was tested at REL 99 as worst case (the highst output power and density).
LTE: It was tested at 1RB QPSK as worst case (the highst output power and density).
5G NR: All Waveforms (CP-OFDM vs DFT-s_OFDM) and modulations (π/2 BPSK, QPSK, 16QAM, 64QAM, 256QAM) were investigated to determine the worst case configuration. All modes of operation were investigated and the worst case configuration results are reported in this section.

NOTE2

Please refer to section 5.4 for bandwidth and RB setting about LTE, 5G NR bands.

RESULTS

See the following pages.

UL KOREA LTD. Suwon Laboratory FORM ID: FCC_22/90(05)
218 Maeyeong-ro, Yeongtong-gu, Suwon-si, Gyeonggi-do, 16675, Korea TEL: (031) 337-9902 FAX: (031) 213-5433
UL KOREA LTD. Confidential
This report shall not be reproduced except in full, without the written approval of UL KOREA LTD.

9.2.1. SPURIOUS RADIATION RESULT

GSM850

GPRS

ANT A

UL Verification Services, Inc.
Above 1GHz High Frequency Substitution Measurement

Company: Samsung
Project #: 4791921958
Date: 2025-11-18
Test Engineer: 33535
Configuration: EUT / AC Adapter, X-Position
Location: Chamber 1
Mode: GPRS 850 MHz Harmonics
Test Votage: AC 120 V, 60 Hz

f MHz	SA reading (dBm)	Ant. Pol. (H/V)	Distance (m)	AFCL (dB/m)	Conversion Factor(dB)	EIRP (dBm)	Limit (dBm)	Delta (dB)	Notes
Low Ch, 824.2MHz									
1648.40	-36.8	H	3.0	-7.3	11.74	-32.4	-13.0	-19.4	
2472.60	-64.9	H	3.0	-2.6	11.74	-55.8	-13.0	-42.8	
3296.80	-69.5	H	3.0	-1.1	11.74	-58.8	-13.0	-45.8	NF
4121.00	-67.3	H	3.0	0.6	11.74	-55.0	-13.0	-42.0	NF
Mid Ch, 836.6MHz									
1673.20	-41.9	V	3.0	-7.1	11.74	-37.3	-13.0	-24.3	
2509.80	-65.5	V	3.0	-2.5	11.74	-56.3	-13.0	-43.3	
3346.40	-69.8	V	3.0	-0.9	11.74	-58.9	-13.0	-45.9	NF
4183.00	-67.0	V	3.0	0.5	11.74	-54.7	-13.0	-41.7	NF
1673.20	-33.9	H	3.0	-7.1	11.74	-29.3	-13.0	-16.3	
2509.80	-65.2	H	3.0	-2.5	11.74	-56.0	-13.0	-43.0	
3346.40	-69.5	H	3.0	-0.9	11.74	-58.7	-13.0	-45.7	NF
4183.00	-66.9	H	3.0	0.5	11.74	-54.6	-13.0	-41.6	NF
High Ch, 848.8MHz									
1697.60	-35.2	H	3.0	-7.0	11.74	-30.5	-13.0	-17.5	
2546.40	-64.4	H	3.0	-2.4	11.74	-55.1	-13.0	-42.1	
3395.20	-70.0	H	3.0	-0.7	11.74	-59.0	-13.0	-46.0	NF
4244.00	-66.5	H	3.0	0.7	11.74	-54.1	-13.0	-41.1	NF

NF : Noise Floor

GPRS

ANT E

UL Verification Services, Inc.
Above 1GHz High Frequency Substitution Measurement

Company: Samsung
Project #: 4791921958
Date: 2025-11-10
Test Engineer: 28183
Configuration: EUT / AC Adapter, X-Position
Location: Chamber 2
Mode: GPRS 850 MHz Harmonics
Test Votage: AC 120 V, 60 Hz

f MHz	SA reading (dBm)	Ant. Pol. (H/V)	Distance (m)	AFCL (dB/m)	Conversion Factor(dB)	EIRP (dBm)	Limit (dBm)	Delta (dB)	Notes
Low Ch, 824.2MHz									
1648.40	-70.5	V	3.0	-6.4	11.74	-65.2	-13.0	-52.2	
2472.60	-65.7	V	3.0	-1.8	11.74	-55.7	-13.0	-42.7	
3296.80	-75.7	V	3.0	-0.2	11.74	-64.1	-13.0	-51.1	NF
1648.40	-60.0	H	3.0	-6.4	11.74	-54.7	-13.0	-41.7	
2472.60	-65.7	H	3.0	-1.8	11.74	-55.7	-13.0	-42.7	
3296.80	-75.5	H	3.0	-0.2	11.74	-64.0	-13.0	-51.0	NF
Mid Ch, 836.6MHz									
1673.20	-64.4	V	3.0	-6.3	11.74	-59.0	-13.0	-46.0	
2509.80	-63.3	V	3.0	-1.6	11.74	-53.2	-13.0	-40.2	
3346.40	-75.3	V	3.0	0.1	11.74	-63.5	-13.0	-50.5	NF
1673.20	-67.4	H	3.0	-6.3	11.74	-62.0	-13.0	-49.0	
2509.80	-66.4	H	3.0	-1.6	11.74	-56.3	-13.0	-43.3	
3346.40	-75.2	H	3.0	0.1	11.74	-63.4	-13.0	-50.4	NF
High Ch, 848.8MHz									
1697.60	-71.4	V	3.0	-6.2	11.74	-65.9	-13.0	-52.9	
2546.40	-64.2	V	3.0	-1.5	11.74	-54.0	-13.0	-41.0	
3395.20	-75.7	V	3.0	0.4	11.74	-63.6	-13.0	-50.6	NF
1697.60	-61.1	H	3.0	-6.2	11.74	-55.5	-13.0	-42.5	
2546.40	-66.0	H	3.0	-1.5	11.74	-55.8	-13.0	-42.8	
3395.20	-75.7	H	3.0	0.4	11.74	-63.6	-13.0	-50.6	NF

NF : Noise Floor

UL KOREA LTD. Suwon Laboratory FORM ID: FCC_22/90(05)
218 Maeyeong-ro, Yeongtong-gu, Suwon-si, Gyeonggi-do, 16675, Korea TEL: (031) 337-9902 FAX: (031) 213-5433
UL KOREA LTD. Confidential
This report shall not be reproduced except in full, without the written approval of UL KOREA LTD.

WCDMA Band 5

REL99

ANT A

UL Verification Services, Inc.
Above 1GHz High Frequency Substitution Measurement

Company: Samsung
Project #: 4791921958
Date: 2025-11-21
Test Engineer: 33535
Configuration: EUT / AC Adapter, Y-Position
Location: Chamber 1
Mode: Rel99 Band 5 Harmonics
Test Votage: AC 120 V, 60 Hz

f MHz	SA reading (dBm)	Ant. Pol. (H/V)	Distance (m)	AFCL (dB/m)	Conversion Factor(dB)	EIRP (dBm)	Limit (dBm)	Delta (dB)	Notes
Low Ch, 826.4MHz									
1652.80	-55.7	H	3.0	-7.2	11.74	-51.2	-13.0	-38.2	
2479.20	-74.7	H	3.0	-2.6	11.74	-65.6	-13.0	-52.6	NF
3305.60	-75.5	H	3.0	-1.0	11.74	-64.8	-13.0	-51.8	NF
Mid Ch, 836.6MHz									
1673.20	-54.8	H	3.0	-7.1	11.74	-50.1	-13.0	-37.1	
2509.80	-74.9	H	3.0	-2.5	11.74	-65.7	-13.0	-52.7	NF
3346.40	-75.6	H	3.0	-0.9	11.74	-64.8	-13.0	-51.8	NF
High Ch, 846.6MHz									
1693.20	-55.5	V	3.0	-7.0	11.74	-50.7	-13.0	-37.7	
2539.80	-74.8	V	3.0	-2.5	11.74	-65.5	-13.0	-52.5	NF
3386.40	-75.6	V	3.0	-0.7	11.74	-64.6	-13.0	-51.6	NF
1693.20	-53.8	H	3.0	-7.0	11.74	-49.0	-13.0	-36.0	
2539.80	-74.6	H	3.0	-2.5	11.74	-65.4	-13.0	-52.4	NF
3386.40	-75.5	H	3.0	-0.7	11.74	-64.5	-13.0	-51.5	NF

NF : Noise Floor

REL99

ANT E

UL Verification Services, Inc.
Above 1GHz High Frequency Substitution Measurement

Company: Samsung
Project #: 4791921958
Date: 2025-11-21
Test Engineer: 33535
Configuration: EUT / AC Adapter, Z-Position
Location: Chamber 1
Mode: Rel99 Band 5 Harmonics
Test Votage: AC 120 V, 60 Hz

f MHz	SA reading (dBm)	Ant. Pol. (H/V)	Distance (m)	AFCL (dB/m)	Conversion Factor(dB)	EIRP (dBm)	Limit (dBm)	Delta (dB)	Notes
Low Ch, 826.4MHz									
1652.80	-73.9	V	3.0	-7.2	11.74	-69.4	-13.0	-56.4	NF
2479.20	-74.8	V	3.0	-2.6	11.74	-65.6	-13.0	-52.6	NF
3305.60	-75.4	V	3.0	-1.0	11.74	-64.7	-13.0	-51.7	NF
Mid Ch, 836.6MHz									
1673.20	-73.8	V	3.0	-7.1	11.74	-69.2	-13.0	-56.2	NF
2509.80	-74.7	V	3.0	-2.5	11.74	-65.5	-13.0	-52.5	NF
3346.40	-75.5	V	3.0	-0.9	11.74	-64.6	-13.0	-51.6	NF
High Ch, 846.6MHz									
1693.20	-73.9	V	3.0	-7.0	11.74	-69.1	-13.0	-56.1	NF
2539.80	-74.8	V	3.0	-2.5	11.74	-65.5	-13.0	-52.5	NF
3386.40	-75.5	V	3.0	-0.7	11.74	-64.5	-13.0	-51.5	NF
1693.20	-74.0	H	3.0	-7.0	11.74	-69.2	-13.0	-56.2	NF
2539.80	-74.9	H	3.0	-2.5	11.74	-65.6	-13.0	-52.6	NF
3386.40	-75.6	H	3.0	-0.7	11.74	-64.6	-13.0	-51.6	NF

NF : Noise Floor

UL KOREA LTD. Confidential
This report shall not be reproduced except in full, without the written approval of UL KOREA LTD.

LTE Band 14

5 MHz
QPSK
ANT A

UL Verification Services, Inc.
Above 1GHz High Frequency Substitution Measurement

Company: Samsung
Project #: 4791921958
Date: 2025-11-19
Test Engineer: 26087
Configuration: EUT / AC Adapter, X-Position
Location: Chamber 1
Mode: LTE_QPSK Band 14 Harmonics, 5MHz Bandwidth
Test Votage: AC 120 V, 60 Hz

f MHz	SA reading (dBm)	Ant. Pol. (H/V)	Distance (m)	AFCL (dB/m)	Conversion Factor(dB)	EIRP (dBm)	Limit (dBm)	Delta (dB)	Notes
Low Ch, 790.5MHz									
1581.00	-56.2	H	3.0	-7.6	11.74	-52.0	-40.0	-12.0	
2371.50	-73.5	H	3.0	-2.9	11.74	-64.6	-13.0	-51.6	
3162.00	-74.7	H	3.0	-1.0	11.74	-64.0	-13.0	-51.0	NF
3952.50	-74.3	H	3.0	0.2	11.74	-62.3	-13.0	-49.3	NF
Mid Ch, 793MHz									
1586.00	-55.2	H	3.0	-7.6	11.74	-51.0	-40.0	-11.0	
2379.00	-73.0	H	3.0	-2.9	11.74	-64.1	-13.0	-51.1	
3172.00	-74.5	H	3.0	-1.0	11.74	-63.8	-13.0	-50.8	NF
3965.00	-74.1	H	3.0	0.2	11.74	-62.1	-13.0	-49.1	NF
High Ch, 795.5MHz									
1591.00	-57.2	V	3.0	-7.6	11.74	-53.0	-40.0	-13.0	
2386.50	-72.7	V	3.0	-2.9	11.74	-63.9	-13.0	-50.9	
3182.00	-74.5	V	3.0	-1.0	11.74	-63.8	-13.0	-50.8	NF
3977.50	-74.2	V	3.0	0.2	11.74	-62.2	-13.0	-49.2	NF
1591.00	-54.7	H	3.0	-7.6	11.74	-50.5	-40.0	-10.5	
2386.50	-73.0	H	3.0	-2.9	11.74	-64.1	-13.0	-51.1	
3182.00	-74.5	H	3.0	-1.0	11.74	-63.8	-13.0	-50.8	NF
3977.50	-74.3	H	3.0	0.2	11.74	-62.3	-13.0	-49.3	NF

NF : Noise Floor

5 MHz
QPSK
ANT E

UL Verification Services, Inc.
Above 1GHz High Frequency Substitution Measurement

Company: Samsung
Project #: 4791921958
Date: 2025-11-24
Test Engineer: 33535
Configuration: EUT / AC Adapter, X-Position
Location: Chamber 1
Mode: LTE_QPSK Band 14 Harmonics, 5MHz Bandwidth
Test Votage: AC 120 V, 60 Hz

f MHz	SA reading (dBm)	Ant. Pol. (H/V)	Distance (m)	AFCL (dB/m)	Conversion Factor(dB)	EIRP (dBm)	Limit (dBm)	Delta (dB)	Notes
Low Ch, 790.5MHz									
1581.00	-71.4	H	3.0	-7.6	11.74	-67.2	-40.0	-27.2	
2371.50	-72.7	H	3.0	-2.9	11.74	-63.8	-13.0	-50.8	
3162.00	-74.7	H	3.0	-1.0	11.74	-63.9	-13.0	-50.9	NF
3952.50	-74.4	H	3.0	0.2	11.74	-62.4	-13.0	-49.4	NF
Mid Ch, 793MHz									
1586.00	-71.8	V	3.0	-7.6	11.74	-67.7	-40.0	-27.7	
2379.00	-71.8	V	3.0	-2.9	11.74	-62.9	-13.0	-49.9	
3172.00	-74.5	V	3.0	-1.0	11.74	-63.8	-13.0	-50.8	NF
3965.00	-74.4	V	3.0	0.2	11.74	-62.4	-13.0	-49.4	NF
1586.00	-71.2	H	3.0	-7.6	11.74	-67.0	-40.0	-27.0	
2379.00	-68.0	H	3.0	-2.9	11.74	-59.1	-13.0	-46.1	
3172.00	-74.6	H	3.0	-1.0	11.74	-63.9	-13.0	-50.9	NF
3965.00	-74.4	H	3.0	0.2	11.74	-62.4	-13.0	-49.4	NF
High Ch, 795.5MHz									
1591.00	-72.7	H	3.0	-7.6	11.74	-68.5	-40.0	-28.5	
2386.50	-72.0	H	3.0	-2.9	11.74	-63.1	-13.0	-50.1	
3182.00	-74.5	H	3.0	-1.0	11.74	-63.8	-13.0	-50.8	NF
3977.50	-74.4	H	3.0	0.2	11.74	-62.4	-13.0	-49.4	NF

NF : Noise Floor

UL KOREA LTD. Confidential
This report shall not be reproduced except in full, without the written approval of UL KOREA LTD.

LTE Band 26 (Part 90)

3 MHz
QPSK
ANT A

UL Verification Services, Inc.
Above 1GHz High Frequency Substitution Measurement

Company: Samsung
Project #: 4791921958
Date: 2025-11-24
Test Engineer: 26087
Configuration: EUT / AC Adapter, Y-Positon
Location: Chamber 1
Mode: LTE_QPSK Band 26(Part90) Harmonics, 3MHz Bandwidth
Test Votage: AC 120 V, 60 Hz

f MHz	SA reading (dBm)	Ant. Pol. (H/V)	Distance (m)	AFCL (dB/m)	Conversion Factor(dB)	EIRP (dBm)	Limit (dBm)	Delta (dB)	Notes
Low Ch, 815.5MHz									
1631.00	-59.4	V	3.0	-7.4	11.74	-55.0	-13.0	-42.0	
2446.50	-73.0	V	3.0	-2.7	11.74	-63.9	-13.0	-50.9	
3262.00	-74.9	V	3.0	-1.0	11.74	-64.2	-13.0	-51.2	
4077.50	-74.1	V	3.0	0.5	11.74	-61.8	-13.0	-48.8	
1631.00	-58.5	H	3.0	-7.4	11.74	-54.2	-13.0	-41.2	
2446.50	-71.6	H	3.0	-2.7	11.74	-62.5	-13.0	-49.5	
3262.00	-74.9	H	3.0	-1.0	11.74	-64.2	-13.0	-51.2	
4077.50	-74.1	H	3.0	0.5	11.74	-61.9	-13.0	-48.9	
High Ch, 822.5MHz									
1645.00	-62.5	V	3.0	-7.3	11.74	-58.0	-13.0	-45.0	
2467.50	-73.1	V	3.0	-2.6	11.74	-64.0	-13.0	-51.0	
3290.00	-74.9	V	3.0	-1.1	11.74	-64.2	-13.0	-51.2	
4112.50	-74.1	V	3.0	0.6	11.74	-61.8	-13.0	-48.8	

NF : Noise Floor

1.4 MHz
QPSK
ANT E

UL Verification Services, Inc.
Above 1GHz High Frequency Substitution Measurement

Company: Samsung
Project #: 4791921958
Date: 2025-11-25
Test Engineer: 26087
Configuration: EUT / AC Adapter, Y-Position
Location: Chamber 1
Mode: LTE_QPSK Band 26(Part90) Harmonics, 1.4MHz Bandwidth
Test Votage: AC 120 V, 60 Hz

f MHz	SA reading (dBm)	Ant. Pol. (H/V)	Distance (m)	AFCL (dB/m)	Conversion Factor(dB)	EIRP (dBm)	Limit (dBm)	Delta (dB)	Notes
Low Ch, 814.7MHz									
1648.00	-70.4	V	3.0	-7.3	11.74	-65.9	-13.0	-52.9	
2472.00	-71.8	V	3.0	-2.6	11.74	-62.7	-13.0	-49.7	
3296.00	-74.9	V	3.0	-1.1	11.74	-64.2	-13.0	-51.2	NF
4120.00	-74.1	V	3.0	0.6	11.74	-61.8	-13.0	-48.8	NF
High Ch, 823.3MHz									
1646.60	-69.5	V	3.0	-7.3	11.74	-65.1	-13.0	-52.1	
2469.90	-71.0	V	3.0	-2.6	11.74	-61.9	-13.0	-48.9	
3293.20	-74.8	V	3.0	-1.1	11.74	-64.1	-13.0	-51.1	NF
4116.50	-74.2	V	3.0	0.6	11.74	-61.8	-13.0	-48.8	NF
1646.60	-67.4	H	3.0	-7.3	11.74	-63.0	-13.0	-50.0	NF
2469.90	-72.7	H	3.0	-2.6	11.74	-63.6	-13.0	-50.6	
3293.20	-74.8	H	3.0	-1.1	11.74	-64.1	-13.0	-51.1	NF
4116.50	-74.1	H	3.0	0.6	11.74	-61.8	-13.0	-48.8	NF

NF : Noise Floor

UL KOREA LTD. Suwon Laboratory FORM ID: FCC_22/90(05)
218 Maeyeong-ro, Yeongtong-gu, Suwon-si, Gyeonggi-do, 16675, Korea TEL: (031) 337-9902 FAX: (031) 213-5433
UL KOREA LTD. Confidential
This report shall not be reproduced except in full, without the written approval of UL KOREA LTD.

LTE Band 26 (Straddle)

15 MHz

QPSK

ANT A

UL Verification Services, Inc.
Above 1GHz High Frequency Substitution Measurement

Company: Samsung
Project #: 4791921958
Date: 2025-11-24
Test Engineer: 26087
Configuration: EUT / AC Adapter, Y-Position
Location: Chamber 1
Mode: LTE_QPSK Band 26 Harmonics, 15MHz Bandwidth
Test Votage: AC 120 V, 60 Hz

f MHz	SA reading (dBm)	Ant. Pol. (H/V)	Distance (m)	AFCL (dB/m)	Conversion Factor(dB)	EIRP (dBm)	Limit (dBm)	Delta (dB)	Notes
Straddle Ch, 824MHz									
1648.00	-59.3	V	3.0	-7.3	11.74	-54.8	-13.0	-41.8	
2472.00	-72.8	V	3.0	-2.6	11.74	-63.7	-13.0	-50.7	
3296.00	-72.8	V	3.0	-1.1	11.74	-62.1	-13.0	-49.1	
4120.00	-74.1	V	3.0	0.6	11.74	-61.8	-13.0	-48.8	NF
4944.00	-74.0	V	3.0	1.8	11.74	-60.4	-13.0	-47.4	NF
1648.00	-56.4	H	3.0	-7.3	11.74	-52.0	-13.0	-39.0	
2472.00	-72.6	H	3.0	-2.6	11.74	-63.5	-13.0	-50.5	
3296.00	-74.2	H	3.0	-1.1	11.74	-63.5	-13.0	-50.5	
4120.00	-74.1	H	3.0	0.6	11.74	-61.8	-13.0	-48.8	NF
4944.00	-73.9	H	3.0	1.8	11.74	-60.4	-13.0	-47.4	NF

NF : Noise Floor

15 MHz

QPSK

ANT E

UL Verification Services, Inc.
Above 1GHz High Frequency Substitution Measurement

Company: Samsung
Project #: 4791921958
Date: 2025-11-25
Test Engineer: 26087
Configuration: EUT / AC Adapter, Y-Position
Location: Chamber 1
Mode: LTE_QPSK Band 26 Harmonics, 15MHz Bandwidth
Test Votage: AC 120 V, 60 Hz

f MHz	SA reading (dBm)	Ant. Pol. (H/V)	Distance (m)	AFCL (dB/m)	Conversion Factor(dB)	EIRP (dBm)	Limit (dBm)	Delta (dB)	Notes
Straddle Ch, 824MHz									
1648.00	-69.9	V	3.0	-7.3	11.74	-65.4	-13.0	-52.4	
2472.00	-71.2	V	3.0	-2.6	11.74	-62.0	-13.0	-49.0	
3296.00	-74.5	V	3.0	-1.1	11.74	-63.8	-13.0	-50.8	NF
4120.00	-74.2	V	3.0	0.6	11.74	-61.9	-13.0	-48.9	NF
1648.00	-68.6	H	3.0	-7.3	11.74	-64.2	-13.0	-51.2	
2472.00	-72.5	H	3.0	-2.6	11.74	-63.4	-13.0	-50.4	
3296.00	-74.8	H	3.0	-1.1	11.74	-64.1	-13.0	-51.1	NF
4120.00	-74.2	H	3.0	0.6	11.74	-61.9	-13.0	-48.9	NF

NF : Noise Floor

UL KOREA LTD. Suwon Laboratory FORM ID: FCC_22/90(05)
218 Maeyeong-ro, Yeongtong-gu, Suwon-si, Gyeonggi-do, 16675, Korea TEL: (031) 337-9902 FAX: (031) 213-5433
UL KOREA LTD. Confidential
This report shall not be reproduced except in full, without the written approval of UL KOREA LTD.

LTE Band 26 (Part 22)

15 MHz
QPSK
ANT A

UL Verification Services, Inc.
Above 1GHz High Frequency Substitution Measurement

Company: Samsung
Project #: 4791921958
Date: 2025-11-21
Test Engineer: 26087
Configuration: EUT / AC Adapter, Y-Position
Location: Chamber 1
Mode: LTE_QPSK Band 26 Harmonics, 15MHz Bandwidth
Test Votage: AC 120 V, 60 Hz

f MHz	SA reading (dBm)	Ant. Pol. (H/V)	Distance (m)	AFCL (dB/m)	Conversion Factor(dB)	EIRP (dBm)	Limit (dBm)	Delta (dB)	Notes
Low Ch, 831.5MHz									
1663.00	-55.7	V	3.0	-7.2	11.74	-51.1	-13.0	-38.1	
2494.50	-72.8	V	3.0	-2.6	11.74	-63.7	-13.0	-50.7	
3326.00	-74.4	V	3.0	-1.0	11.74	-63.6	-13.0	-50.6	
4157.50	-74.0	V	3.0	0.5	11.74	-61.7	-13.0	-48.7	NF
4989.00	-74.3	V	3.0	1.8	11.74	-60.8	-13.0	-47.8	NF
Mid Ch, 836.5MHz									
1673.00	-52.8	V	3.0	-7.1	11.74	-48.2	-13.0	-35.2	
2509.50	-73.3	V	3.0	-2.5	11.74	-64.1	-13.0	-51.1	
3346.00	-74.8	V	3.0	-0.9	11.74	-63.9	-13.0	-50.9	NF
4182.50	-74.0	V	3.0	0.5	11.74	-61.7	-13.0	-48.7	NF
High Ch, 841.5MHz									
1683.00	-52.3	V	3.0	-7.0	11.74	-47.6	-13.0	-34.6	
2524.50	-71.5	V	3.0	-2.5	11.74	-62.3	-13.0	-49.3	
3366.00	-74.1	V	3.0	-0.8	11.74	-63.2	-13.0	-50.2	
4207.50	-73.9	V	3.0	0.6	11.74	-61.6	-13.0	-48.6	NF
5049.00	-74.2	V	3.0	1.9	11.74	-60.6	-13.0	-47.6	NF
1683.00	-54.1	H	3.0	-7.0	11.74	-49.4	-13.0	-36.4	
2524.50	-70.9	H	3.0	-2.5	11.74	-61.6	-13.0	-48.6	
3366.00	-74.4	H	3.0	-0.8	11.74	-63.5	-13.0	-50.5	
4207.50	-73.9	H	3.0	0.6	11.74	-61.6	-13.0	-48.6	NF
5049.00	-74.2	H	3.0	1.9	11.74	-60.6	-13.0	-47.6	NF

NF : Noise Floor

3 MHz
QPSK
ANT E

UL Verification Services, Inc.
Above 1GHz High Frequency Substitution Measurement

Company: Samsung
Project #: 4791921958
Date: 2025-11-25
Test Engineer: 26087
Configuration: EUT / AC Adapter, Y-Position
Location: Chamber 1
Mode: LTE_QPSK Band 26 Harmonics, 3MHz Bandwidth
Test Votage: AC 120 V, 60 Hz

f MHz	SA reading (dBm)	Ant. Pol. (H/V)	Distance (m)	AFCL (dB/m)	Conversion Factor(dB)	EIRP (dBm)	Limit (dBm)	Delta (dB)	Notes
Low Ch, 825.5MHz									
1648.00	-70.3	V	3.0	-7.3	11.74	-65.9	-13.0	-52.9	
2472.00	-71.5	V	3.0	-2.6	11.74	-62.4	-13.0	-49.4	
3296.00	-74.6	V	3.0	-1.1	11.74	-63.9	-13.0	-50.9	NF
4120.00	-74.3	V	3.0	0.6	11.74	-62.0	-13.0	-49.0	NF
Mid Ch, 831.5MHz									
1663.00	-72.2	V	3.0	-7.2	11.74	-67.6	-13.0	-54.6	
2494.50	-69.1	V	3.0	-2.6	11.74	-60.0	-13.0	-47.0	
3326.00	-74.7	V	3.0	-1.0	11.74	-63.9	-13.0	-50.9	NF
4157.50	-74.0	V	3.0	0.5	11.74	-61.7	-13.0	-48.7	NF
1663.00	-71.1	H	3.0	-7.2	11.74	-66.5	-13.0	-53.5	
2494.50	-72.3	H	3.0	-2.6	11.74	-63.1	-13.0	-50.1	
3326.00	-74.6	H	3.0	-1.0	11.74	-63.9	-13.0	-50.9	
4157.50	-73.9	H	3.0	0.5	11.74	-61.6	-13.0	-48.6	
High Ch, 847.5MHz									
1695.00	-72.3	V	3.0	-7.0	11.74	-67.5	-13.0	-54.5	
2542.50	-73.6	V	3.0	-2.5	11.74	-64.3	-13.0	-51.3	
3390.00	-74.8	V	3.0	-0.7	11.74	-63.8	-13.0	-50.8	NF
4237.50	-73.9	V	3.0	0.7	11.74	-61.5	-13.0	-48.5	NF

NF : Noise Floor

UL KOREA LTD. Confidential
This report shall not be reproduced except in full, without the written approval of UL KOREA LTD.

NR Band n14 DFT-s OFDM

5 MHz

DFT-s-OFDM

QPSK

ANT A

UL Verification Services, Inc.
Above 1GHz High Frequency Substitution Measurement

Company: Samsung
Project #: 4791921958
Date: 2025-11-24
Test Engineer: 28775
Configuration: EUT / AC Adapter, Y-Position
Location: Chamber 2
Mode: 5G NR_QPSK NR n14 Harmonics, 5MHz Bandwidth
Test Votage: AC 120 V, 60 Hz

f MHz	SA reading (dBm)	Ant. Pol. (H/V)	Distance (m)	AFCL (dB/m)	Conversion Factor(dB)	EIRP (dBm)	Limit (dBm)	Delta (dB)	Notes
Low Ch, 790.5MHz									
1581.00	-64.6	V	3.0	-6.7	11.74	-59.5	-40.0	-19.5	NF
2371.50	-63.7	V	3.0	-2.1	11.74	-54.1	-13.0	-41.1	NF
3162.00	-62.8	V	3.0	0.0	11.74	-51.1	-13.0	-38.1	NF
1581.00	-64.5	H	3.0	-6.7	11.74	-59.4	-40.0	-19.4	NF
2371.50	-63.6	H	3.0	-2.1	11.74	-54.0	-13.0	-41.0	NF
3162.00	-62.8	H	3.0	0.0	11.74	-51.0	-13.0	-38.0	NF
Mid Ch, 793MHz									
1586.00	-64.6	H	3.0	-6.7	11.74	-59.5	-40.0	-19.5	NF
2379.00	-63.6	H	3.0	-2.1	11.74	-53.9	-13.0	-40.9	NF
3172.00	-62.8	H	3.0	0.0	11.74	-51.1	-13.0	-38.1	NF
High Ch, 795.5MHz									
1591.00	-64.6	H	3.0	-6.7	11.74	-59.5	-40.0	-19.5	NF
2386.50	-63.6	H	3.0	-2.1	11.74	-53.9	-13.0	-40.9	NF
3182.00	-62.9	H	3.0	0.1	11.74	-51.1	-13.0	-38.1	NF

NF : Noise Floor

5 MHz

DFT-s-OFDM

QPSK

ANT E

UL Verification Services, Inc.
Above 1GHz High Frequency Substitution Measurement

Company: Samsung
Project #: 4791921958
Date: 2025-11-20
Test Engineer: 28775
Configuration: EUT / AC Adapter, Y-Position
Location: Chamber 2
Mode: 5G NR_QPSK NR n14 Harmonics, 5MHz Bandwidth
Test Votage: AC 120 V, 60 Hz

f MHz	SA reading (dBm)	Ant. Pol. (H/V)	Distance (m)	AFCL (dB/m)	Conversion Factor(dB)	EIRP (dBm)	Limit (dBm)	Delta (dB)	Notes
Low Ch, 790.5MHz									
1581.00	-70.3	V	3.0	-6.7	11.74	-65.2	-40.0	-25.2	
2371.50	-71.1	V	3.0	-2.1	11.74	-61.5	-13.0	-48.5	
3162.00	-76.3	V	3.0	0.0	11.74	-64.6	-13.0	-51.6	
3952.50	-77.4	V	3.0	1.3	11.74	-64.3	-13.0	-51.3	NF
4743.00	-77.6	V	3.0	3.0	11.74	-62.8	-13.0	-49.8	NF
1581.00	-71.8	H	3.0	-6.7	11.74	-66.7	-40.0	-26.7	
2371.50	-72.2	H	3.0	-2.1	11.74	-62.6	-13.0	-49.6	
3162.00	-76.8	H	3.0	0.0	11.74	-65.0	-13.0	-52.0	
3952.50	-77.3	H	3.0	1.3	11.74	-64.2	-13.0	-51.2	NF
4743.00	-77.6	H	3.0	3.0	11.74	-62.8	-13.0	-49.8	NF
Mid Ch, 793MHz									
1586.00	-71.2	V	3.0	-6.7	11.74	-66.2	-40.0	-26.2	
2379.00	-70.7	V	3.0	-2.1	11.74	-61.0	-13.0	-48.0	
3172.00	-76.6	V	3.0	0.0	11.74	-64.8	-13.0	-51.8	
3965.00	-77.4	V	3.0	1.4	11.74	-64.3	-13.0	-51.3	NF
4758.00	-77.8	V	3.0	3.1	11.74	-63.0	-13.0	-50.0	NF
High Ch, 795.5MHz									
1591.00	-70.9	V	3.0	-6.7	11.74	-65.8	-40.0	-25.8	
2386.50	-71.2	V	3.0	-2.1	11.74	-61.5	-13.0	-48.5	
3182.00	-76.5	V	3.0	0.1	11.74	-64.6	-13.0	-51.6	
3977.50	-77.5	V	3.0	1.4	11.74	-64.4	-13.0	-51.4	NF
4773.00	-77.8	V	3.0	3.1	11.74	-62.9	-13.0	-49.9	NF

NF : Noise Floor

UL KOREA LTD. Confidential
This report shall not be reproduced except in full, without the written approval of UL KOREA LTD.

NR Band n26 DFT-s OFDM (Part 90)

5 MHz

DFT-s-OFDM

QPSK

ANT A

UL Verification Services, Inc.
Above 1GHz High Frequency Substitution Measurement

Company: Samsung
Project #: 4791921958
Date: 2025-11-18
Test Engineer: 28775
Configuration: EUT / AC Adapter, Z-Position
Location: Chamber 2
Mode: 5G NR_QPSK NR n26(Part 90) Harmonics, 5MHz Bandwidth
Test Votage: AC 120 V, 60 Hz

f MHz	SA reading (dBm)	Ant. Pol. (H/V)	Distance (m)	AFCL (dB/m)	Conversion Factor(dB)	EIRP (dBm)	Limit (dBm)	Delta (dB)	Notes
Low Ch, 816.5MHz									
1633.00	-75.3	H	3.0	-6.5	11.74	-70.1	-13.0	-57.1	NF
2449.50	-77.1	H	3.0	-1.8	11.74	-67.2	-13.0	-54.2	
3266.00	-75.5	H	3.0	-0.1	11.74	-63.8	-13.0	-50.8	
4082.50	-77.8	H	3.0	1.7	11.74	-64.4	-13.0	-51.4	NF
4899.00	-77.7	H	3.0	3.0	11.74	-62.9	-13.0	-49.9	NF
Mid Ch, 821.5MHz									
1643.00	-75.0	H	3.0	-6.5	11.74	-69.7	-13.0	-56.7	
2464.50	-77.4	H	3.0	-1.8	11.74	-67.5	-13.0	-54.5	NF
3286.00	-77.2	H	3.0	-0.1	11.74	-65.6	-13.0	-52.6	
4107.50	-77.2	H	3.0	1.7	11.74	-63.7	-13.0	-50.7	NF
4929.00	-77.4	H	3.0	3.1	11.74	-62.5	-13.0	-49.5	NF

NF : Noise Floor

5 MHz

DFT-s-OFDM

QPSK

ANT E

UL Verification Services, Inc.
Above 1GHz High Frequency Substitution Measurement

Company: Samsung
Project #: 4791921958
Date: 2025-11-21
Test Engineer: 28775
Configuration: EUT / AC Adapter, Y-Position
Location: Chamber 2
Mode: 5G NR_QPSK NR n26(Part 90) Harmonics, 5MHz Bandwidth
Test Votage: AC 120 V, 60 Hz

f MHz	SA reading (dBm)	Ant. Pol. (H/V)	Distance (m)	AFCL (dB/m)	Conversion Factor(dB)	EIRP (dBm)	Limit (dBm)	Delta (dB)	Notes
Low Ch, 816.5MHz									
1633.00	-70.8	H	3.0	-6.5	11.74	-65.6	-13.0	-52.6	
2449.50	-74.6	H	3.0	-1.8	11.74	-64.7	-13.0	-51.7	
3266.00	-76.9	H	3.0	-0.1	11.74	-65.2	-13.0	-52.2	
4082.50	-77.8	H	3.0	1.7	11.74	-64.4	-13.0	-51.4	NF
4899.00	-78.0	H	3.0	3.0	11.74	-63.2	-13.0	-50.2	NF
Mid Ch, 821.5MHz									
1643.00	-71.3	H	3.0	-6.5	11.74	-66.0	-13.0	-53.0	
2464.50	-75.8	H	3.0	-1.8	11.74	-65.9	-13.0	-52.9	
3286.00	-76.6	H	3.0	-0.1	11.74	-65.0	-13.0	-52.0	
4107.50	-77.7	H	3.0	1.7	11.74	-64.2	-13.0	-51.2	NF
4929.00	-77.8	H	3.0	3.1	11.74	-63.0	-13.0	-50.0	NF

NF : Noise Floor

UL KOREA LTD. Suwon Laboratory FORM ID: FCC_22/90(05)
218 Maeyeong-ro, Yeongtong-gu, Suwon-si, Gyeonggi-do, 16675, Korea TEL: (031) 337-9902 FAX: (031) 213-5433
UL KOREA LTD. Confidential
This report shall not be reproduced except in full, without the written approval of UL KOREA LTD.

NR Band n26 DFT-s OFDM (Straddle)

20 MHz

DFT-s-OFDM

QPSK

ANT A

UL Verification Services, Inc.
Above 1GHz High Frequency Substitution Measurement

Company: Samsung
Project #: 4791921958
Date: 2025-11-18
Test Engineer: 28775
Configuration: EUT / AC Adapter, Z-Position
Location: Chamber 2
Mode: 5G NR_QPSK NR n26 Harmonics, 20MHz Bandwidth
Test Votage: AC 120 V, 60 Hz

f MHz	SA reading (dBm)	Ant. Pol. (H/V)	Distance (m)	AFCL (dB/m)	Conversion Factor(dB)	EIRP (dBm)	Limit (dBm)	Delta (dB)	Notes
Straddle Ch, 824MHz									
1648.00	-75.1	H	3.0	-6.4	11.74	-69.8	-13.0	-56.8	
2472.00	-77.6	H	3.0	-1.8	11.74	-67.6	-13.0	-54.6	
3296.00	-75.0	H	3.0	-0.2	11.74	-63.4	-13.0	-50.4	
4120.00	-77.3	H	3.0	1.7	11.74	-63.8	-13.0	-50.8	NF
4944.00	-78.0	H	3.0	3.1	11.74	-63.2	-13.0	-50.2	NF

NF : Noise Floor

5 MHz

DFT-s-OFDM

QPSK

ANT E

UL Verification Services, Inc.
Above 1GHz High Frequency Substitution Measurement

Company: Samsung
Project #: 4791921958
Date: 2025-11-21
Test Engineer: 28775
Configuration: EUT / AC Adapter, Y-Position
Location: Chamber 1
Mode: 5G NR_QPSK NR n26 Harmonics, 5MHz Bandwidth
Test Votage: AC 120 V, 60 Hz

f MHz	SA reading (dBm)	Ant. Pol. (H/V)	Distance (m)	AFCL (dB/m)	Conversion Factor(dB)	EIRP (dBm)	Limit (dBm)	Delta (dB)	Notes
Low Ch, 824MHz									
1648.00	-71.9	H	3.0	-7.3	11.74	-67.4	-13.0	-54.4	
2472.00	-75.0	H	3.0	-2.6	11.74	-65.8	-13.0	-52.8	
3296.00	-77.0	H	3.0	-1.1	11.74	-66.3	-13.0	-53.3	
4120.00	-77.8	H	3.0	0.6	11.74	-65.5	-13.0	-52.5	NF
4944.00	-77.9	H	3.0	1.8	11.74	-64.4	-13.0	-51.4	NF

NF : Noise Floor

UL KOREA LTD. Suwon Laboratory FORM ID: FCC_22/90(05)
218 Maeyeong-ro, Yeongtong-gu, Suwon-si, Gyeonggi-do, 16675, Korea TEL: (031) 337-9902 FAX: (031) 213-5433
UL KOREA LTD. Confidential
This report shall not be reproduced except in full, without the written approval of UL KOREA LTD.

NR Band n26 DFT-s OFDM (Part 22)

10 MHz

DFT-s-OFDM

QPSK

ANT A

UL Verification Services, Inc.
Above 1GHz High Frequency Substitution Measurement

Company: Samsung
Project #: 4791921958
Date: 2025-11-18
Test Engineer: 28775
Configuration: EUT / AC Adapter, Z-Position
Location: Chamber 1
Mode: 5G NR_QPSK NR n26 Harmonics, 10MHz Bandwidth
Test Votage: AC 120 V, 60 Hz

f MHz	SA reading (dBm)	Ant. Pol. (H/V)	Distance (m)	AFCL (dB/m)	Conversion Factor(dB)	EIRP (dBm)	Limit (dBm)	Delta (dB)	Notes
Low Ch, 829MHz									
1658.00	-75.2	H	3.0	-7.2	11.74	-70.7	-13.0	-57.7	NF
2487.00	-77.6	H	3.0	-2.6	11.74	-68.5	-13.0	-55.5	NF
3316.00	-76.4	H	3.0	-1.0	11.74	-65.6	-13.0	-52.6	
4145.00	-77.2	H	3.0	0.6	11.74	-64.9	-13.0	-51.9	NF
4974.00	-77.7	H	3.0	1.8	11.74	-64.1	-13.0	-51.1	NF
Mid Ch, 836.5MHz									
1673.00	-74.9	V	3.0	-7.1	11.74	-70.3	-13.0	-57.3	
2509.50	-76.2	V	3.0	-2.5	11.74	-67.0	-13.0	-54.0	
3346.00	-76.0	V	3.0	-0.9	11.74	-65.1	-13.0	-52.1	
4182.50	-77.3	V	3.0	0.5	11.74	-65.0	-13.0	-52.0	NF
5019.00	-78.1	V	3.0	1.8	11.74	-64.5	-13.0	-51.5	NF
1673.00	-75.2	H	3.0	-7.1	11.74	-70.5	-13.0	-57.5	NF
2509.50	-77.3	H	3.0	-2.5	11.74	-68.1	-13.0	-55.1	
3346.00	-74.8	H	3.0	-0.9	11.74	-63.9	-13.0	-50.9	
4182.50	-77.3	H	3.0	0.5	11.74	-65.0	-13.0	-52.0	NF
5019.00	-77.7	H	3.0	1.8	11.74	-64.1	-13.0	-51.1	NF
High Ch, 844MHz									
1688.00	-75.4	H	3.0	-7.0	11.74	-70.7	-13.0	-57.7	NF
2532.00	-77.1	H	3.0	-2.5	11.74	-67.8	-13.0	-54.8	
3376.00	-75.0	H	3.0	-0.8	11.74	-64.0	-13.0	-51.0	
4220.00	-77.2	H	3.0	0.6	11.74	-64.8	-13.0	-51.8	NF
5064.00	-77.9	H	3.0	1.9	11.74	-64.2	-13.0	-51.2	NF

NF : Noise Floor

UL KOREA LTD. Confidential
This report shall not be reproduced except in full, without the written approval of UL KOREA LTD.

10 MHz

DFT-s-OFDM

QPSK

ANT E

UL Verification Services, Inc.
Above 1GHz High Frequency Substitution Measurement

Company: Samsung
Project #: 4791921958
Date: 2025-11-21
Test Engineer: 28775
Configuration: EUT / AC Adapter, Y-Position
Location: Chamber 1
Mode: 5G NR_QPSK NR n26 Harmonics, 10MHz Bandwidth
Test Votage: AC 120 V, 60 Hz

f MHz	SA reading (dBm)	Ant. Pol. (H/V)	Distance (m)	AFCL (dB/m)	Conversion Factor(dB)	EIRP (dBm)	Limit (dBm)	Delta (dB)	Notes
Low Ch, 829MHz									
1658.00	-72.3	H	3.0	-7.2	11.74	-67.8	-13.0	-54.8	
2487.00	-73.8	H	3.0	-2.6	11.74	-64.7	-13.0	-51.7	
3316.00	-76.5	H	3.0	-1.0	11.74	-65.8	-13.0	-52.8	
4145.00	-77.3	H	3.0	0.6	11.74	-65.0	-13.0	-52.0	
4974.00	-78.1	H	3.0	1.8	11.74	-64.6	-13.0	-51.6	
Mid Ch, 836.5MHz									
1673.00	-71.2	H	3.0	-7.1	11.74	-66.6	-13.0	-53.6	
2509.50	-72.5	H	3.0	-2.5	11.74	-63.3	-13.0	-50.3	
3346.00	-76.9	H	3.0	-0.9	11.74	-66.0	-13.0	-53.0	
4182.50	-77.2	H	3.0	0.5	11.74	-64.9	-13.0	-51.9	
5019.00	-78.0	H	3.0	1.8	11.74	-64.4	-13.0	-51.4	
High Ch, 844MHz									
1688.00	-73.6	V	3.0	-7.0	11.74	-68.9	-13.0	-55.9	
2532.00	-71.0	V	3.0	-2.5	11.74	-61.7	-13.0	-48.7	
3376.00	-76.2	V	3.0	-0.8	11.74	-65.2	-13.0	-52.2	
4220.00	-77.3	V	3.0	0.6	11.74	-64.9	-13.0	-51.9	
5064.00	-78.0	V	3.0	1.9	11.74	-64.4	-13.0	-51.4	
1688.00	-72.7	H	3.0	-7.0	11.74	-68.0	-13.0	-55.0	
2532.00	-70.8	H	3.0	-2.5	11.74	-61.5	-13.0	-48.5	
3376.00	-76.8	H	3.0	-0.8	11.74	-65.8	-13.0	-52.8	
4220.00	-77.2	H	3.0	0.6	11.74	-64.9	-13.0	-51.9	
5064.00	-78.1	H	3.0	1.9	11.74	-64.5	-13.0	-51.5	

NF : Noise Floor

END OF REPORT

UL KOREA LTD. Suwon Laboratory FORM ID: FCC_22/90(05)
218 Maeyeong-ro, Yeongtong-gu, Suwon-si, Gyeonggi-do, 16675, Korea TEL: (031) 337-9902 FAX: (031) 213-5433
UL KOREA LTD. Confidential
This report shall not be reproduced except in full, without the written approval of UL KOREA LTD.