Test Laboratory: Sporton International Inc. SAR/HAC Testing Lab Date: 2014.05.04

**#01 GSM1900_GPRS(2 Tx slots)_Right Cheek_Ch512_Main Antenna_Sensor Off**

Communication System: UID 0, GPRS/EDGE10 (0); Frequency: 1850.2 MHz;Duty Cycle: 1:4.15
Medium: HSL_1900_140504 Medium parameters used: f = 1850.2 MHz; $\sigma$ = 1.398 S/m; $\varepsilon_r$ = 39.281; $\rho$ = 1000 kg/m$^3$
Ambient Temperature：23.3 ℃; Liquid Temperature：22.6 ℃

DASY5 Configuration:
- Probe: EX3DV4 - SN3819; ConvF(8, 8, 8); Calibrated: 2013.11.27;
- Sensor-Surface: 2mm (Mechanical Surface Detection)
- Electronics: DAE4 Sn910; Calibrated: 2013.12.17
- Phantom: SAM2; Type: QD000P40CD; Serial: TP:1671
- Measurement SW: DASY52, Version 52.8 (7); SEMCAD X Version 14.6.10 (7164)

**Ch512/Area Scan (91x151x1):** Interpolated grid: dx=15mm, dy=15mm
Maximum value of SAR (interpolated) = 0.200 W/kg

**Ch512/Zoom Scan (5x5x7)/Cube 0:** Measurement grid: dx=8mm, dy=8mm, dz=5mm
Reference Value = 2.426 V/m; Power Drift = 0.08 dB
Peak SAR (extrapolated) = 0.192 W/kg
**SAR(1 g) = 0.133 W/kg; SAR(10 g) = 0.086 W/kg**
Maximum value of SAR (measured) = 0.161 W/kg




0 dB = 0.161 W/kg

Test Laboratory: Sporton International Inc. SAR/HAC Testing Lab Date: 2014.05.04

**#02 GSM1900_GSM Voice_Right Cheek_Second Antenna_Sensor Off**

Communication System: UID 0, Generic GSM (0); Frequency: 1850.2 MHz;Duty Cycle: 1:8.3
Medium: HSL_1900_140504 Medium parameters used: f = 1850.2 MHz; $\sigma$ = 1.398 S/m; $\varepsilon_r$ = 39.281; $\rho$ = 1000 kg/m$^3$
Ambient Temperature：23.3 ℃; Liquid Temperature：22.6 ℃

DASY5 Configuration:
- Probe: EX3DV4 - SN3819; ConvF(8, 8, 8); Calibrated: 2013.11.27;
- Sensor-Surface: 2mm (Mechanical Surface Detection)
- Electronics: DAE4 Sn910; Calibrated: 2013.12.17
- Phantom: SAM2; Type: QD000P40CD; Serial: TP:1671
- Measurement SW: DASY52, Version 52.8 (7); SEMCAD X Version 14.6.10 (7164)

**Ch512/Area Scan (91x151x1):** Interpolated grid: dx=15mm, dy=15mm
Maximum value of SAR (interpolated) = 0.180 W/kg

**Ch512/Zoom Scan (5x5x7)/Cube 0:** Measurement grid: dx=8mm, dy=8mm, dz=5mm
Reference Value = 2.379 V/m; Power Drift = 0.09 dB
Peak SAR (extrapolated) = 0.0660 W/kg
**SAR(1 g) = 0.045 W/kg; SAR(10 g) = 0.028 W/kg**
Maximum value of SAR (measured) = 0.0548 W/kg




0 dB = 0.0548 W/kg

Test Laboratory: Sporton International Inc. SAR/HAC Testing Lab Date: 2014.05.04

**#03 WCDMA Band V_RMC 12.2K_Left Cheek_Ch4233_Main Antenna_Sensor Off**

Communication System: UID 0, UMTS (0); Frequency: 846.6 MHz;Duty Cycle: 1:1
Medium: HSL_835_140504 Medium parameters used: f = 846.6 MHz; $\sigma$ = 0.913 S/m; $\varepsilon_r$ = 42.02; $\rho$ = 1000 kg/m$^3$
Ambient Temperature：23.4 ℃; Liquid Temperature：22.6 ℃

DASY5 Configuration:
- Probe: EX3DV4 - SN3819; ConvF(9.68, 9.68, 9.68); Calibrated: 2013.11.27;
- Sensor-Surface: 2mm (Mechanical Surface Detection)
- Electronics: DAE4 Sn910; Calibrated: 2013.12.17
- Phantom: SAM1; Type: QD000P40CD; Serial: TP:1670
- Measurement SW: DASY52, Version 52.8 (7); SEMCAD X Version 14.6.10 (7164)

**Ch4233/Area Scan (91x151x1):** Interpolated grid: dx=15mm, dy=15mm
Maximum value of SAR (interpolated) = 0.126 W/kg

**Ch4233/Zoom Scan (5x5x7)/Cube 0:** Measurement grid: dx=8mm, dy=8mm, dz=5mm
Reference Value = 3.188 V/m; Power Drift = 0.09 dB
Peak SAR (extrapolated) = 0.148 W/kg
**SAR(1 g) = 0.097 W/kg; SAR(10 g) = 0.074 W/kg**
Maximum value of SAR (measured) = 0.137 W/kg




0 dB = 0.137 W/kg

Test Laboratory: Sporton International Inc. SAR/HAC Testing Lab Date: 2014.05.04

**#04 WCDMA Band II_RMC 12.2K_Right Cheek_Ch9262_Main Antenna_Sensor Off**

Communication System: UID 0, UMTS (0); Frequency: 1852.4 MHz;Duty Cycle: 1:1
Medium: HSL_1900_140504 Medium parameters used: f = 1852.4 MHz; $\sigma$ = 1.4 S/m; $\varepsilon_r$ = 39.272; $\rho$ = 1000 kg/m$^3$
Ambient Temperature：23.3 ℃; Liquid Temperature：22.6 ℃

DASY5 Configuration:
- Probe: EX3DV4 - SN3819; ConvF(8, 8, 8); Calibrated: 2013.11.27;
- Sensor-Surface: 2mm (Mechanical Surface Detection)
- Electronics: DAE4 Sn910; Calibrated: 2013.12.17
- Phantom: SAM2; Type: QD000P40CD; Serial: TP:1671
- Measurement SW: DASY52, Version 52.8 (7); SEMCAD X Version 14.6.10 (7164)

**Ch9262/Area Scan (91x151x1):** Interpolated grid: dx=15mm, dy=15mm
Maximum value of SAR (interpolated) = 0.290 W/kg

**Ch9262/Zoom Scan (5x5x7)/Cube 0:** Measurement grid: dx=8mm, dy=8mm, dz=5mm
Reference Value = 2.892 V/m; Power Drift = 0.01 dB
Peak SAR (extrapolated) = 0.264 W/kg
**SAR(1 g) = 0.170 W/kg; SAR(10 g) = 0.098 W/kg**
Maximum value of SAR (measured) = 0.222 W/kg




0 dB = 0.222 W/kg

Test Laboratory: Sporton International Inc. SAR/HAC Testing Lab Date: 2014.04.25

**#05 WLAN 2.4GHz_802.11b 1Mbps_Right Cheek_Ch11**

Communication System: UID 0, WIFI (0); Frequency: 2462 MHz;Duty Cycle: 1:1
Medium: HSL_2450_140425 Medium parameters used: f = 2462 MHz; $\sigma$ = 1.836 S/m; $\varepsilon_r$ = 37.883; $\rho$ = 1000 kg/m$^3$
Ambient Temperature：23.5 ℃; Liquid Temperature：22.6 ℃

DASY5 Configuration:
- Probe: EX3DV4 - SN3819; ConvF(7.22, 7.22, 7.22); Calibrated: 2013.11.27;
- Sensor-Surface: 2mm (Mechanical Surface Detection)
- Electronics: DAE4 Sn910; Calibrated: 2013.12.17
- Phantom: SAM1; Type: QD000P40CD; Serial: TP:1670
- Measurement SW: DASY52, Version 52.8 (7); SEMCAD X Version 14.6.10 (7164)

**Ch11/Area Scan (101x181x1):** Interpolated grid: dx=12mm, dy=12mm
Maximum value of SAR (interpolated) = 0.907 W/kg

**Ch11/Zoom Scan (7x7x7)/Cube 0:** Measurement grid: dx=5mm, dy=5mm, dz=5mm
Reference Value = 2.292 V/m; Power Drift = 0.01 dB
Peak SAR (extrapolated) = 0.790 W/kg
**SAR(1 g) = 0.394 W/kg; SAR(10 g) = 0.193 W/kg**
Maximum value of SAR (measured) = 0.572 W/kg




0 dB = 0.572 W/kg

Test Laboratory: Sporton International Inc. SAR/HAC Testing Lab Date: 2014.05.10

**#06 WLAN 5.8GHz_802.11a 6Mbps_Right Cheek_Ch157**

Communication System: UID 0, WIFI (0); Frequency: 5785 MHz;Duty Cycle: 1:1
Medium: HSL_5800_140510 Medium parameters used: f = 5785 MHz; $\sigma$ = 5.407 S/m; $\varepsilon_r$ = 35.791; $\rho$ = 1000 kg/m$^3$
Ambient Temperature：23.5 ℃; Liquid Temperature：22.8 ℃

DASY5 Configuration:
- Probe: EX3DV4 - SN3819; ConvF(4.49, 4.49, 4.49); Calibrated: 2013.11.27;
- Sensor-Surface: 1.4mm (Mechanical Surface Detection)
- Electronics: DAE4 Sn910; Calibrated: 2013.12.17
- Phantom: SAM1; Type: QD000P40CD; Serial: TP:1670
- Measurement SW: DASY52, Version 52.8 (7); SEMCAD X Version 14.6.10 (7164)

**Ch157/Area Scan (121x211x1):** Interpolated grid: dx=10mm, dy=10mm
Maximum value of SAR (interpolated) = 1.44 W/kg

**Ch157/Zoom Scan (7x7x7)/Cube 0:** Measurement grid: dx=4mm, dy=4mm, dz=1.4mm
Reference Value = 2.659 V/m; Power Drift = -0.02 dB
Peak SAR (extrapolated) = 1.75 W/kg
**SAR(1 g) = 0.447 W/kg; SAR(10 g) = 0.138 W/kg**
Maximum value of SAR (measured) = 1.09 W/kg




0 dB = 1.09 W/kg

Test Laboratory: Sporton International Inc. SAR/HAC Testing Lab Date: 2014.05.10

**#07 WLAN 5.2GHz_802.11a 6Mbps_Right Cheek_Ch36**

Communication System: UID 0, WIFI (0); Frequency: 5180 MHz;Duty Cycle: 1:1
Medium: HSL_5200_140510 Medium parameters used: f = 5180 MHz; $\sigma$ = 4.675 S/m; $\varepsilon_r$ = 37.102; $\rho$ = 1000 kg/m$^3$
Ambient Temperature：23.4 ℃; Liquid Temperature：22.7 ℃

DASY5 Configuration:
- Probe: EX3DV4 - SN3819; ConvF(5.27, 5.27, 5.27); Calibrated: 2013.11.27;
- Sensor-Surface: 1.4mm (Mechanical Surface Detection)
- Electronics: DAE4 Sn910; Calibrated: 2013.12.17
- Phantom: SAM1; Type: QD000P40CD; Serial: TP:1670
- Measurement SW: DASY52, Version 52.8 (7); SEMCAD X Version 14.6.10 (7164)

**Ch36/Area Scan (121x211x1):** Interpolated grid: dx=10mm, dy=10mm
Maximum value of SAR (interpolated) = 3.30 W/kg

**Ch36/Zoom Scan (7x7x7)/Cube 0:** Measurement grid: dx=4mm, dy=4mm, dz=1.4mm
Reference Value = 2.221 V/m; Power Drift = 0.05 dB
Peak SAR (extrapolated) = 1.81 W/kg
**SAR(1 g) = 0.510 W/kg; SAR(10 g) = 0.170 W/kg**
Maximum value of SAR (measured) = 1.15 W/kg




0 dB = 1.15 W/kg

Test Laboratory: Sporton International Inc. SAR/HAC Testing Lab Date: 2014.05.10

**#08 WLAN 5.3GHz_802.11a 6Mbps_Right Cheek_Ch60**

Communication System: UID 0, WIFI (0); Frequency: 5300 MHz;Duty Cycle: 1:1
Medium: HSL_5300_140510 Medium parameters used: f = 5300 MHz; $\sigma$ = 4.819 S/m; $\varepsilon_r$ = 36.839; $\rho$ = 1000 kg/m$^3$
Ambient Temperature：23.4 ℃; Liquid Temperature：22.8 ℃

DASY5 Configuration:
- Probe: EX3DV4 - SN3819; ConvF(4.92, 4.92, 4.92); Calibrated: 2013.11.27;
- Sensor-Surface: 1.4mm (Mechanical Surface Detection)
- Electronics: DAE4 Sn910; Calibrated: 2013.12.17
- Phantom: SAM1; Type: QD000P40CD; Serial: TP:1670
- Measurement SW: DASY52, Version 52.8 (7); SEMCAD X Version 14.6.10 (7164)

**Ch60/Area Scan (121x211x1):** Interpolated grid: dx=10mm, dy=10mm
Maximum value of SAR (interpolated) = 2.34 W/kg

**Ch60/Zoom Scan (7x7x7)/Cube 0:** Measurement grid: dx=4mm, dy=4mm, dz=1.4mm
Reference Value = 2.273 V/m; Power Drift = 0.01 dB
Peak SAR (extrapolated) = 2.35 W/kg
**SAR(1 g) = 0.699 W/kg; SAR(10 g) = 0.241 W/kg**
Maximum value of SAR (measured) = 1.52 W/kg




0 dB = 1.52 W/kg

Test Laboratory: Sporton International Inc. SAR/HAC Testing Lab Date: 2014.05.10

**#09 WLAN 5.5GHz_802.11a 6Mbps_Right Cheek_Ch112**

Communication System: UID 0, WIFI (0); Frequency: 5560 MHz;Duty Cycle: 1:1
Medium: HSL_5600_140510 Medium parameters used: f = 5560 MHz; $\sigma$ = 5.133 S/m; $\varepsilon_r$ = 36.276; $\rho$ = 1000 kg/m$^3$
Ambient Temperature：23.5 ℃; Liquid Temperature：22.7 ℃

DASY5 Configuration:
- Probe: EX3DV4 - SN3819; ConvF(4.33, 4.33, 4.33); Calibrated: 2013.11.27;
- Sensor-Surface: 1.4mm (Mechanical Surface Detection)
- Electronics: DAE4 Sn910; Calibrated: 2013.12.17
- Phantom: SAM1; Type: QD000P40CD; Serial: TP:1670
- Measurement SW: DASY52, Version 52.8 (7); SEMCAD X Version 14.6.10 (7164)

**Ch112/Area Scan (121x211x1):** Interpolated grid: dx=10mm, dy=10mm
Maximum value of SAR (interpolated) = 2.79 W/kg

**Ch112/Zoom Scan (7x7x7)/Cube 0:** Measurement grid: dx=4mm, dy=4mm, dz=1.4mm
Reference Value = 2.802 V/m; Power Drift = 0.01 dB
Peak SAR (extrapolated) = 2.14 W/kg
**SAR(1 g) = 0.654 W/kg; SAR(10 g) = 0.212 W/kg**
Maximum value of SAR (measured) = 1.45 W/kg




0 dB = 1.45 W/kg

Test Laboratory: Sporton International Inc. SAR/HAC Testing Lab Date: 2014.04.30

**#10 GSM1900_GPRS(2 Tx slots)_Edge 2_0cm_Ch512_Main Antenna_Sensor Off**

Communication System: UID 0, GPRS/EDGE10 (0); Frequency: 1850.2 MHz;Duty Cycle: 1:4.15
Medium: MSL_1900_140430 Medium parameters used: f = 1850.2 MHz; $\sigma$ = 1.483 S/m; $\varepsilon_r$ = 53.628; $\rho$ = 1000 kg/m$^3$
Ambient Temperature：23.2 ℃; Liquid Temperature：22.7 ℃

DASY5 Configuration:
- Probe: EX3DV4 - SN3819; ConvF(7.55, 7.55, 7.55); Calibrated: 2013.11.27;
- Sensor-Surface: 2mm (Mechanical Surface Detection)
- Electronics: DAE4 Sn910; Calibrated: 2013.12.17
- Phantom: SAM3; Type: QDOVA002AA; Serial: TP:1149
- Measurement SW: DASY52, Version 52.8 (7); SEMCAD X Version 14.6.10 (7164)

**Ch512/Area Scan (41x151x1):** Interpolated grid: dx=15mm, dy=15mm
Maximum value of SAR (interpolated) = 1.10 W/kg

**Ch512/Zoom Scan (5x5x7)/Cube 0:** Measurement grid: dx=8mm, dy=8mm, dz=5mm
Reference Value = 3.308 V/m; Power Drift = 0.05 dB
Peak SAR (extrapolated) = 1.49 W/kg
**SAR(1 g) = 0.779 W/kg; SAR(10 g) = 0.389 W/kg**
Maximum value of SAR (measured) = 1.15 W/kg

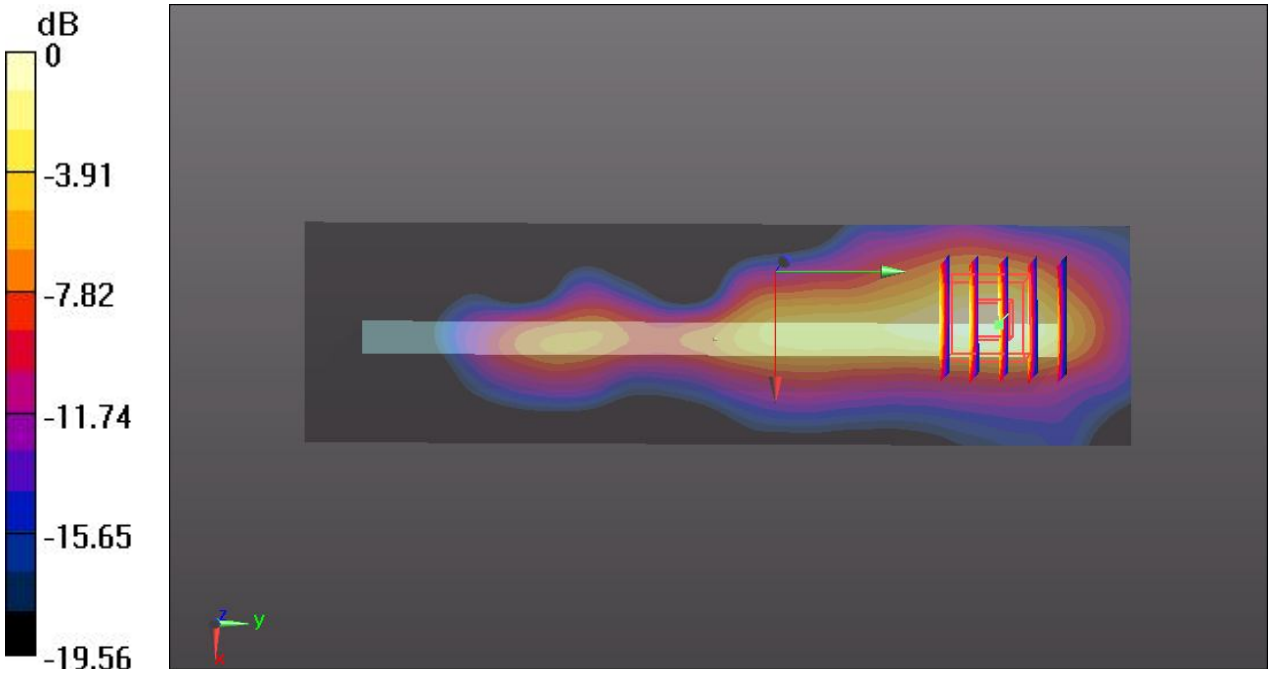


0 dB = 1.15 W/kg

Test Laboratory: Sporton International Inc. SAR/HAC Testing Lab Date: 2014.04.30

**#11 GSM1900_GPRS(1 Tx slots)_Edge 3_0.6cm_Ch512_Second Antenna_Sensor Off**

Communication System: UID 0, Generic GSM (0); Frequency: 1850.2 MHz;Duty Cycle: 1:8.3
Medium: MSL_1900_140430 Medium parameters used: f = 1850.2 MHz; $\sigma$ = 1.483 S/m; $\varepsilon_r$ = 53.628; $\rho$ = 1000 kg/m$^3$
Ambient Temperature：23.2 ℃; Liquid Temperature：22.7 ℃

DASY5 Configuration:
- Probe: EX3DV4 - SN3819; ConvF(7.55, 7.55, 7.55); Calibrated: 2013.11.27;
- Sensor-Surface: 2mm (Mechanical Surface Detection)
- Electronics: DAE4 Sn910; Calibrated: 2013.12.17
- Phantom: SAM3; Type: QDOVA002AA; Serial: TP:1149
- Measurement SW: DASY52, Version 52.8 (7); SEMCAD X Version 14.6.10 (7164)

**Ch512/Area Scan (41x91x1):** Interpolated grid: dx=15mm, dy=15mm
Maximum value of SAR (interpolated) = 1.02 W/kg

**Ch512/Zoom Scan (5x5x7)/Cube 0:** Measurement grid: dx=8mm, dy=8mm, dz=5mm
Reference Value = 3.393 V/m; Power Drift = 0.07 dB
Peak SAR (extrapolated) = 1.32 W/kg
**SAR(1 g) = 0.731 W/kg; SAR(10 g) = 0.366 W/kg**
Maximum value of SAR (measured) = 1.04 W/kg

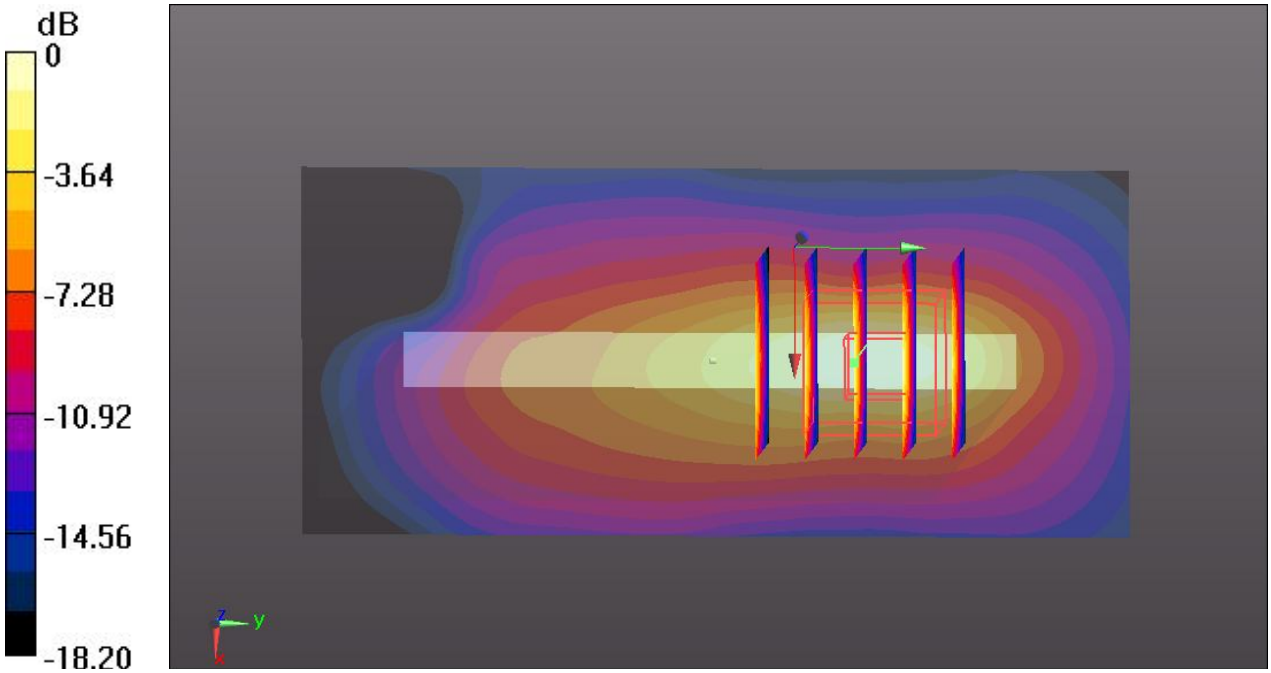


0 dB = 1.04 W/kg

Test Laboratory: Sporton International Inc. SAR/HAC Testing Lab Date: 2014.05.01

**#12 WCDMA Band V_RMC 12.2K_Bottom Face_1.1cm_Ch4233_Main Antenna_Sensor Off**

Communication System: UID 0, UMTS (0); Frequency: 846.6 MHz;Duty Cycle: 1:1
Medium: MSL_835_140501 Medium parameters used: f = 846.6 MHz; $\sigma$ = 0.985 S/m; $\varepsilon_r$ = 53.865; $\rho$ = 1000 kg/m$^3$
Ambient Temperature：23.5 ℃; Liquid Temperature：22.8 ℃

DASY5 Configuration:
- Probe: EX3DV4 - SN3819; ConvF(9.54, 9.54, 9.54); Calibrated: 2013.11.27;
- Sensor-Surface: 2mm (Mechanical Surface Detection)
- Electronics: DAE4 Sn910; Calibrated: 2013.12.17
- Phantom: SAM3; Type: QDOVA002AA; Serial: TP:1149
- Measurement SW: DASY52, Version 52.8 (7); SEMCAD X Version 14.6.10 (7164)

**Ch4233/Area Scan (91x61x1):** Interpolated grid: dx=15mm, dy=15mm
Maximum value of SAR (interpolated) = 0.825 W/kg

**Ch4233/Zoom Scan (5x5x7)/Cube 0:** Measurement grid: dx=8mm, dy=8mm, dz=5mm
Reference Value = 3.509 V/m; Power Drift = 0.09 dB
Peak SAR (extrapolated) = 1.04 W/kg
**SAR(1 g) = 0.659 W/kg; SAR(10 g) = 0.402 W/kg**
Maximum value of SAR (measured) = 0.853 W/kg

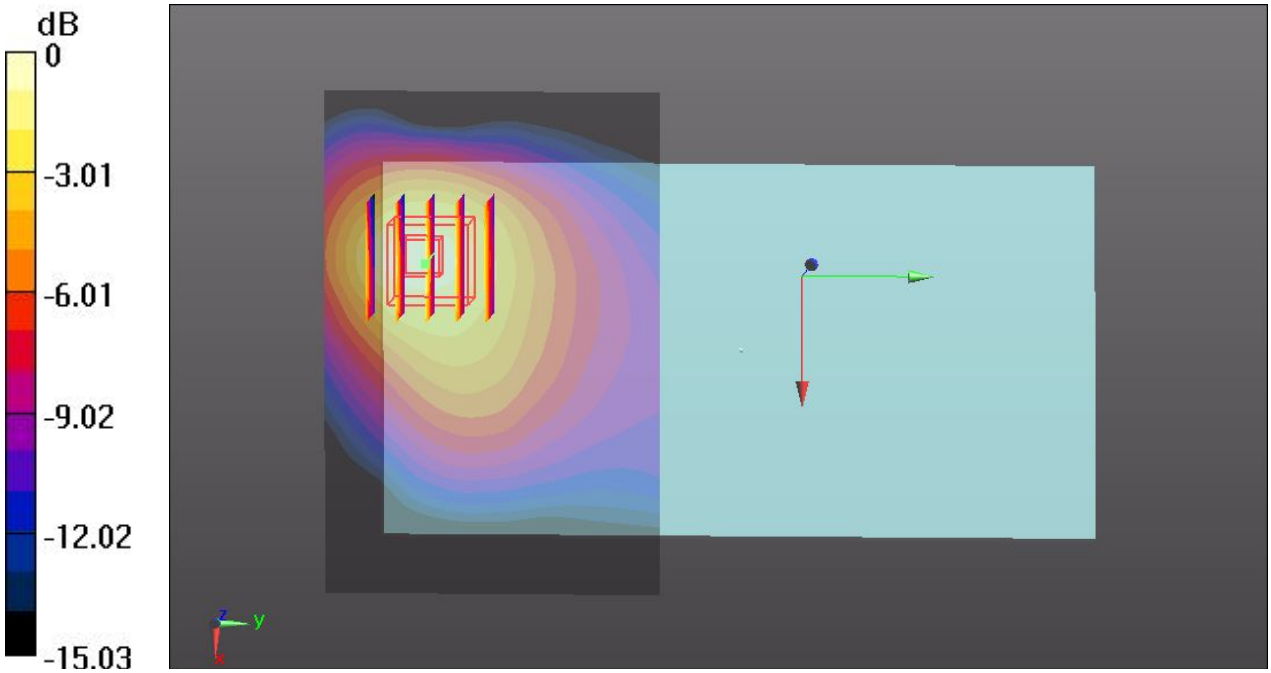


0 dB = 0.853 W/kg

Test Laboratory: Sporton International Inc. SAR/HAC Testing Lab Date: 2014.04.30

**#13 WCDMA Band II_RMC 12.2K_Bottom Face_0cm_Ch9538_Main Antenna_Sensor On**

Communication System: UID 0, UMTS (0); Frequency: 1907.6 MHz;Duty Cycle: 1:1
Medium: MSL_1900_140430 Medium parameters used: f = 1907.6 MHz; $\sigma$ = 1.551 S/m; $\varepsilon_r$ = 53.514; $\rho$ = 1000 kg/m$^3$
Ambient Temperature：23.2 ℃; Liquid Temperature：22.7 ℃

DASY5 Configuration:
- Probe: EX3DV4 - SN3819; ConvF(7.55, 7.55, 7.55); Calibrated: 2013.11.27;
- Sensor-Surface: 2mm (Mechanical Surface Detection)
- Electronics: DAE4 Sn910; Calibrated: 2013.12.17
- Phantom: SAM3; Type: QDOVA002AA; Serial: TP:1149
- Measurement SW: DASY52, Version 52.8 (7); SEMCAD X Version 14.6.10 (7164)

**Ch9538/Area Scan (91x151x1):** Interpolated grid: dx=15mm, dy=15mm
Maximum value of SAR (interpolated) = 1.40 W/kg

**Ch9538/Zoom Scan (5x5x7)/Cube 0:** Measurement grid: dx=8mm, dy=8mm, dz=5mm
Reference Value = 1.522 V/m; Power Drift = -0.06 dB
Peak SAR (extrapolated) = 2.06 W/kg
**SAR(1 g) = 0.824 W/kg; SAR(10 g) = 0.350 W/kg**
Maximum value of SAR (measured) = 1.33 W/kg

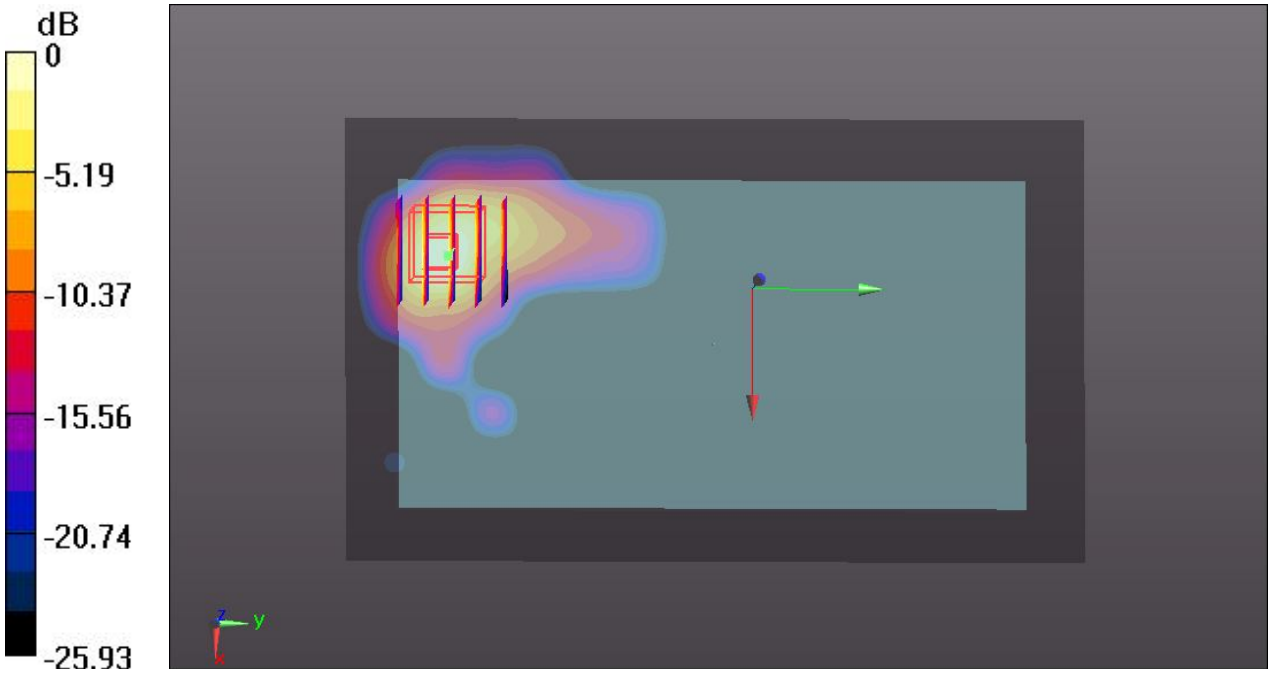


0 dB = 1.33 W/kg

Test Laboratory: Sporton International Inc. SAR/HAC Testing Lab Date: 2014.04.25

**#14 WLAN 2.4GHz_802.11b 1Mbps_Bottom Face_0cm_Ch11**

Communication System: UID 0, WIFI (0); Frequency: 2462 MHz;Duty Cycle: 1:1
Medium: MSL_2450_140425 Medium parameters used: f = 2462 MHz; $\sigma$ = 2.017 S/m; $\varepsilon_r$ = 52.043; $\rho$ = 1000 kg/m$^3$
Ambient Temperature：23.4 ℃; Liquid Temperature：22.8 ℃

DASY5 Configuration:
- Probe: EX3DV4 - SN3819; ConvF(7.07, 7.07, 7.07); Calibrated: 2013.11.27;
- Sensor-Surface: 2mm (Mechanical Surface Detection)
- Electronics: DAE4 Sn910; Calibrated: 2013.12.17
- Phantom: SAM3; Type: QDOVA002AA; Serial: TP:1149
- Measurement SW: DASY52, Version 52.8 (7); SEMCAD X Version 14.6.10 (7164)

**Ch11/Area Scan (101x181x1):** Interpolated grid: dx=12mm, dy=12mm
Maximum value of SAR (interpolated) = 0.894 W/kg

**Ch11/Zoom Scan (7x7x7)/Cube 0:** Measurement grid: dx=5mm, dy=5mm, dz=5mm
Reference Value = 1.499 V/m; Power Drift = -0.07 dB
Peak SAR (extrapolated) = 1.46 W/kg
**SAR(1 g) = 0.513 W/kg; SAR(10 g) = 0.210 W/kg**
Maximum value of SAR (measured) = 0.892 W/kg

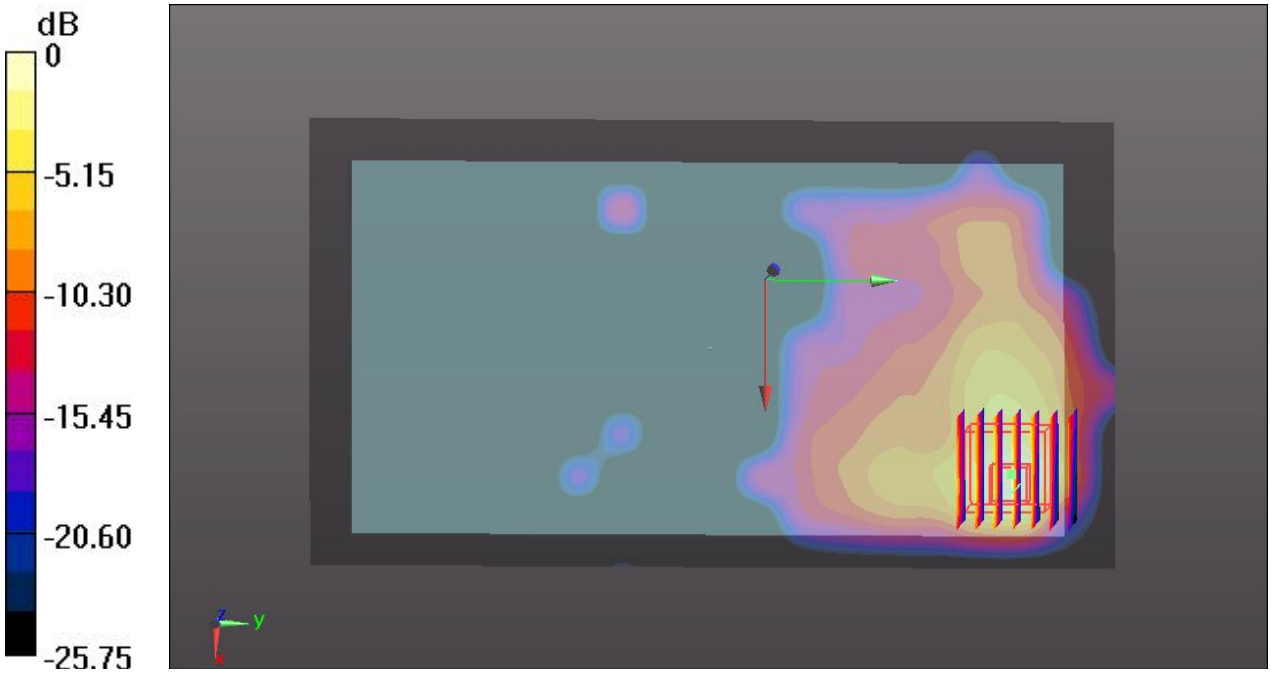


0 dB = 0.892 W/kg

**#15 WLAN 5.8GHz_802.11a 6Mbps_Bottom Face_0cm_Ch157**

Communication System: UID 0, WIFI (0); Frequency: 5785 MHz;Duty Cycle: 1:1
Medium: MSL_5800_140510 Medium parameters used: f = 5785 MHz; $\sigma$ = 5.83 S/m; $\varepsilon_r$ = 47.051; $\rho$ = 1000 kg/m$^3$
Ambient Temperature：23.4 ℃; Liquid Temperature：22.7 ℃

DASY5 Configuration:
- Probe: EX3DV4 - SN3819; ConvF(4.02, 4.02, 4.02); Calibrated: 2013.11.27;
- Sensor-Surface: 1.4mm (Mechanical Surface Detection)
- Electronics: DAE4 Sn910; Calibrated: 2013.12.17
- Phantom: SAM3; Type: QDOVA002AA; Serial: TP:1149
- Measurement SW: DASY52, Version 52.8 (7); SEMCAD X Version 14.6.10 (7164)

**Ch157/Area Scan (121x211x1):** Interpolated grid: dx=10mm, dy=10mm
Maximum value of SAR (interpolated) = 1.69 W/kg

**Ch157/Zoom Scan (7x7x7)/Cube 0:** Measurement grid: dx=4mm, dy=4mm, dz=1.4mm
Reference Value = 0.857 V/m; Power Drift = 0.08 dB
Peak SAR (extrapolated) = 2.76 W/kg
**SAR(1 g) = 0.505 W/kg; SAR(10 g) = 0.113 W/kg**
Maximum value of SAR (measured) = 1.40 W/kg

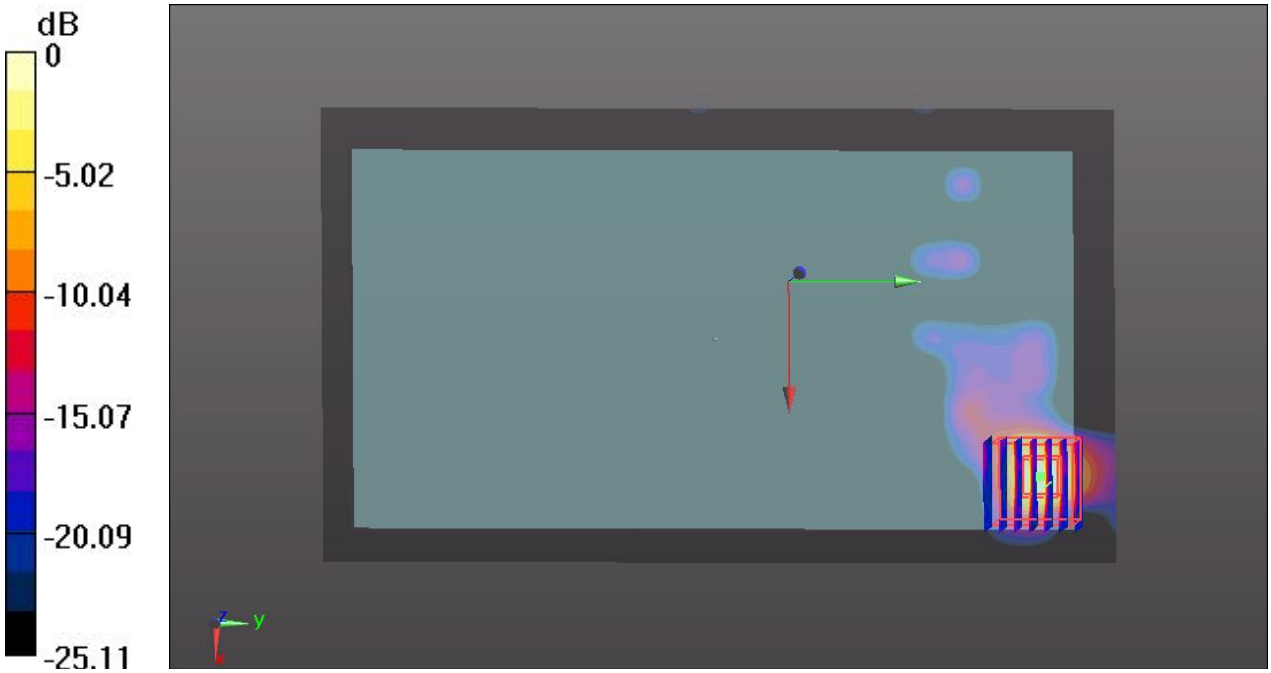


0 dB = 1.40 W/kg

Test Laboratory: Sporton International Inc. SAR/HAC Testing Lab Date: 2014.05.10

**#16 WLAN 5GHz_802.11a 6Mbps_Bottom Face_0cm_Ch36**

Communication System: UID 0, WIFI (0); Frequency: 5180 MHz;Duty Cycle: 1:1
Medium: MSL_5200_140510 Medium parameters used: f = 5180 MHz; $\sigma$ = 5.117 S/m; $\varepsilon_r$ = 48.256; $\rho$ = 1000 kg/m$^3$
Ambient Temperature：23.3 ℃; Liquid Temperature：22.6 ℃

DASY5 Configuration:
- Probe: EX3DV4 - SN3819; ConvF(4.61, 4.61, 4.61); Calibrated: 2013.11.27;
- Sensor-Surface: 1.4mm (Mechanical Surface Detection)
- Electronics: DAE4 Sn910; Calibrated: 2013.12.17
- Phantom: SAM3; Type: QDOVA002AA; Serial: TP:1149
- Measurement SW: DASY52, Version 52.8 (7); SEMCAD X Version 14.6.10 (7164)

**Ch36/Area Scan (121x211x1):** Interpolated grid: dx=10mm, dy=10mm
Maximum value of SAR (interpolated) = 0.805 W/kg

**Ch36/Zoom Scan (7x7x7)/Cube 0:** Measurement grid: dx=4mm, dy=4mm, dz=1.4mm
Reference Value = 1.748 V/m; Power Drift = -0.08 dB
Peak SAR (extrapolated) = 1.90 W/kg
**SAR(1 g) = 0.359 W/kg; SAR(10 g) = 0.082 W/kg**
Maximum value of SAR (measured) = 1.07 W/kg

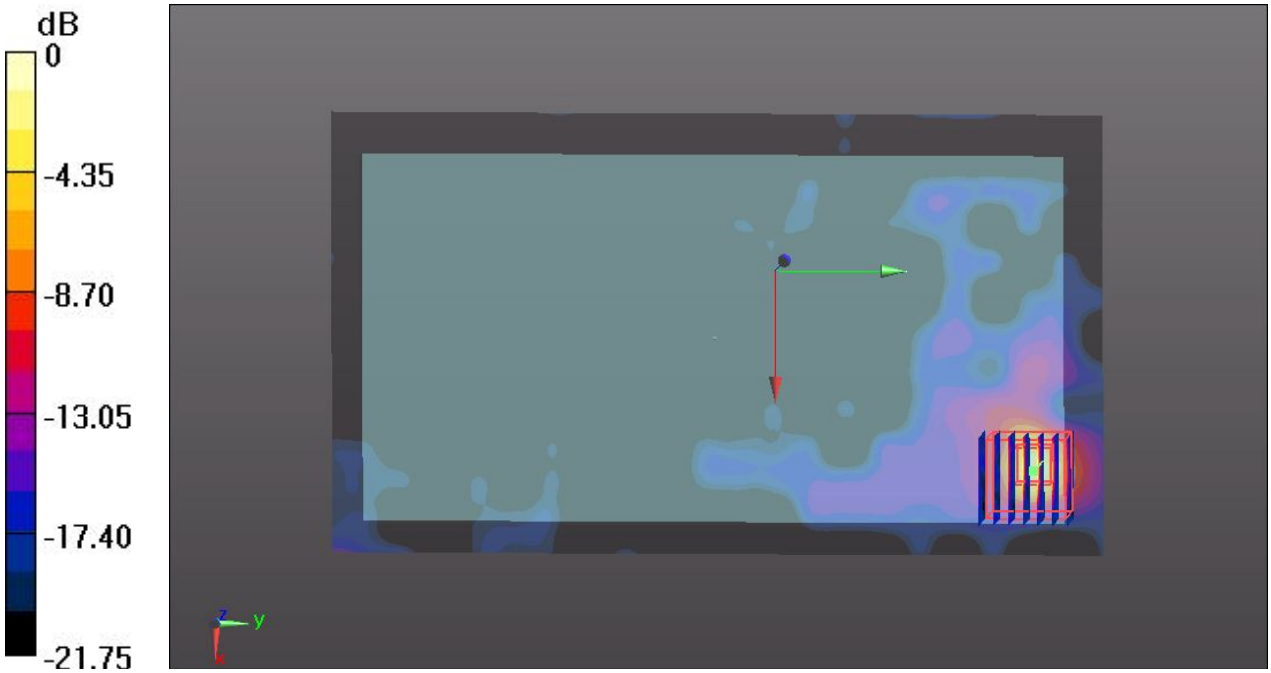


0 dB = 1.07 W/kg

Test Laboratory: Sporton International Inc. SAR/HAC Testing Lab Date: 2014.05.10

**#17 WLAN 5.3GHz_802.11a 6Mbps_Bottom Face_0cm_Ch60**

Communication System: UID 0, WIFI (0); Frequency: 5300 MHz;Duty Cycle: 1:1
Medium: MSL_5300_140510 Medium parameters used: f = 5300 MHz; $\sigma$ = 5.251 S/m; $\varepsilon_r$ = 47.988; $\rho$ = 1000 kg/m$^3$
Ambient Temperature：23.3 ℃; Liquid Temperature：22.7 ℃

DASY5 Configuration:
- Probe: EX3DV4 - SN3819; ConvF(4.34, 4.34, 4.34); Calibrated: 2013.11.27;
- Sensor-Surface: 1.4mm (Mechanical Surface Detection)
- Electronics: DAE4 Sn910; Calibrated: 2013.12.17
- Phantom: SAM3; Type: QDOVA002AA; Serial: TP:1149
- Measurement SW: DASY52, Version 52.8 (7); SEMCAD X Version 14.6.10 (7164)

**Ch60/Area Scan (121x211x1):** Interpolated grid: dx=10mm, dy=10mm
Maximum value of SAR (interpolated) = 1.74 W/kg

**Ch60/Zoom Scan (7x7x7)/Cube 0:** Measurement grid: dx=4mm, dy=4mm, dz=1.4mm
Reference Value = 1.256 V/m; Power Drift = -0.05 dB
Peak SAR (extrapolated) = 3.04 W/kg
**SAR(1 g) = 0.582 W/kg; SAR(10 g) = 0.127 W/kg**
Maximum value of SAR (measured) = 1.59 W/kg

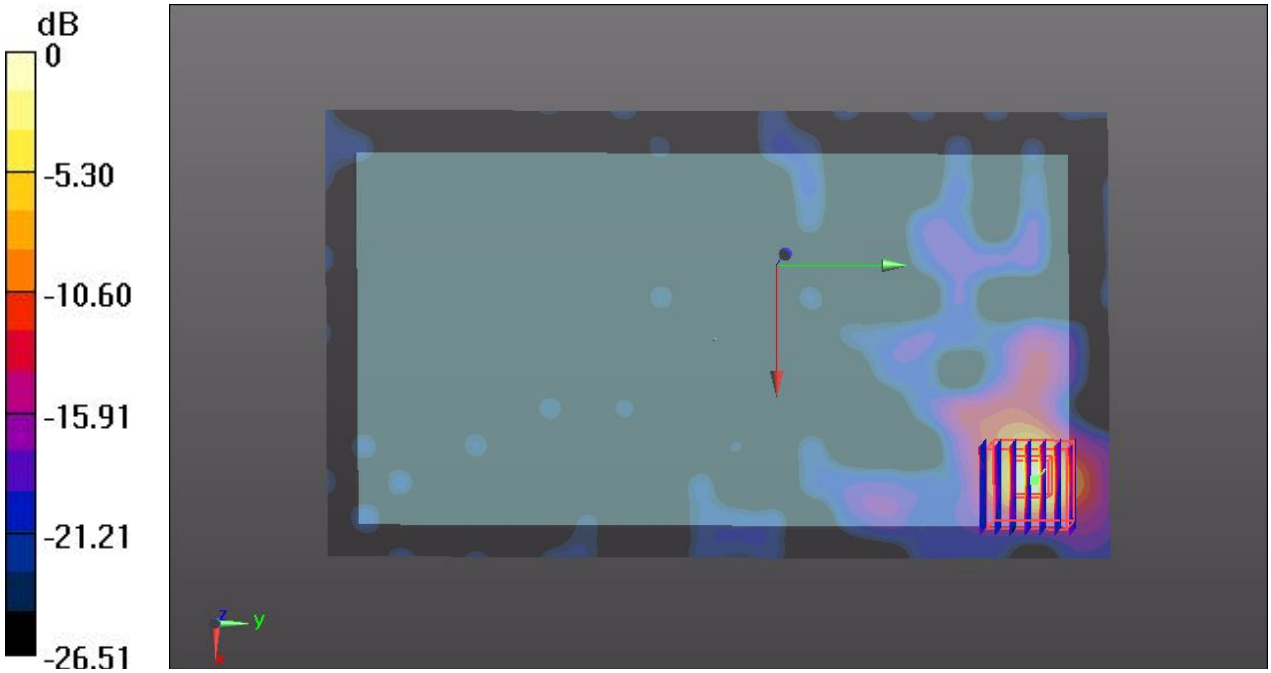


0 dB = 1.59 W/kg

**#18 WLAN 5.5GHz_802.11a 6Mbps_Bottom Face_0cm_Ch112**

Communication System: UID 0, WIFI (0); Frequency: 5560 MHz;Duty Cycle: 1:1
Medium: MSL_5600_140510 Medium parameters used: f = 5560 MHz; $\sigma$ = 5.567 S/m; $\varepsilon_r$ = 47.44; $\rho$ = 1000 kg/m$^3$
Ambient Temperature：23.4 ℃; Liquid Temperature：22.6 ℃

DASY5 Configuration:
- Probe: EX3DV4 - SN3819; ConvF(3.89, 3.89, 3.89); Calibrated: 2013.11.27;
- Sensor-Surface: 1.4mm (Mechanical Surface Detection)
- Electronics: DAE4 Sn910; Calibrated: 2013.12.17
- Phantom: SAM3; Type: QDOVA002AA; Serial: TP:1149
- Measurement SW: DASY52, Version 52.8 (7); SEMCAD X Version 14.6.10 (7164)

**Ch112/Area Scan (121x211x1):** Interpolated grid: dx=10mm, dy=10mm
Maximum value of SAR (interpolated) = 2.60 W/kg

**Ch112/Zoom Scan (7x7x7)/Cube 0:** Measurement grid: dx=4mm, dy=4mm, dz=1.4mm
Reference Value = 1.664 V/m; Power Drift = -0.05 dB
Peak SAR (extrapolated) = 4.16 W/kg
**SAR(1 g) = 0.722 W/kg; SAR(10 g) = 0.155 W/kg**
Maximum value of SAR (measured) = 1.94 W/kg

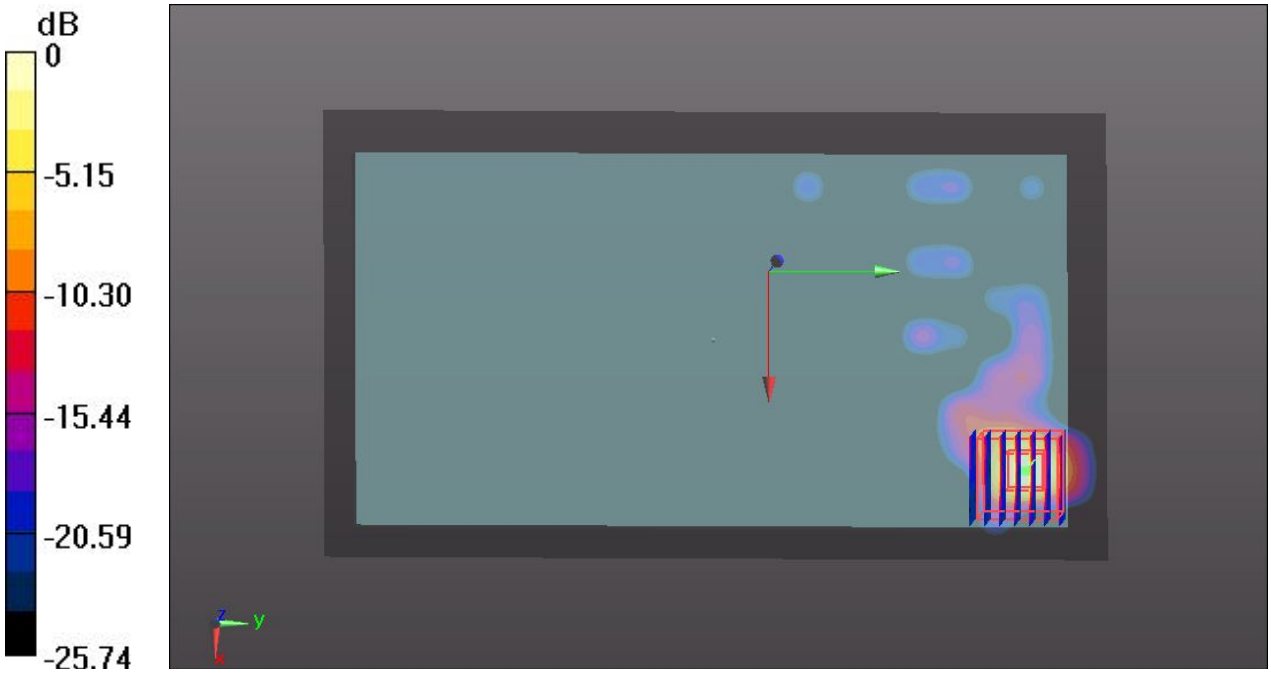


0 dB = 1.94 W/kg