FCC CFR47 PART 22 SUBPART H
FCC CFR47 PART 24 SUBPART E
FCC CFR47 PART 27 SUBPART H

CERTIFICATION TEST REPORT

FOR

GSM/WCDMA/LTE Tablet + Bluetooth, DTS/UNII a/b/g/n, ANT+ & NFC

MODEL NUMBER: T25SS

FCC ID: A3LSMT255S

REPORT NUMBER: 14U17414-1 Revision A
ISSUE DATE: May 6, 2014

Prepared for

SAMSUNG ELECTRONICS CO., LTD.
416, MAETAN 3-DONG, YEONGTONG-GU
SUWON-CITY, GYEONGGI-DO 443-742, SOUTH KOREA

Prepared by

UL VERIFICATION SERVICES INC.
47173 BENICIA STREET
FREMONT, CA 94538, U.S.A.
TEL: (510) 771-1000
FAX: (510) 661-0888

NVLAP LAB CODE 200065-0

Revision History

Rev.	Issue Date	Revisions	Revised By
--	4/17/14	Initial Issue	P. Kim
A	5/6/14	Updated antenna information	P. Kim

UL VERIFICATION SERVICES INC. FORM NO: FCC_24_22_27_90
47173 BENICIA STREET, FREMONT, CA 94538, USA TEL: (510) 771-1000 FAX: (510) 661-0888

This report shall not be reproduced except in full, without the written approval of UL Verification Services Inc.

TABLE OF CONTENTS

1. ATTESTATION OF TEST RESULTS 5
2. TEST METHODOLOGY 6
3. FACILITIES AND ACCREDITATION 6
4. CALIBRATION AND UNCERTAINTY 6
4.1. MEASURING INSTRUMENT CALIBRATION 6
4.2. SAMPLE CALCULATION 6
4.3. MEASUREMENT UNCERTAINTY 6
5. EQUIPMENT UNDER TEST 7
5.1. DESCRIPTION OF EUT 7
5.2. MAXIMUM OUTPUT POWER 7
5.3. MAXIMUM OUTPUT POWER (LTE) 8
5.4. DESCRIPTION OF AVAILABLE ANTENNAS 9
5.5. DESCRIPTION OF TEST SETUP 10
6. TEST AND MEASUREMENT EQUIPMENT 13
7. Summary Table 14
8. RF POWER OUTPUT VERIFICATION 15
8.1. GSM/GPRS/EDGE 15
8.1.1. GSM OUTPUT POWER RESULT 16
8.2. UMTS REL 99 17
8.2.1. UMTS REL 99 OUTPUT POWER RESULT 17
8.3. UMTS HSDPA 18
8.3.1. UMTS HSDPA OUTPUT POWER RESULT 18
8.3.2. UMTS HSUPA 20
8.3.3. UMTS HSUPA OUTPUT POWER RESULT 21
8.4. LTE OUTPUT VERIFICATION 22
9. PEAK TO AVERAGE RATIO 25
9.1. CONDUCTED PEAK TO AVERAGE RESULT 25
10. LIMITS AND CONDUCTED RESULTS 30
10.1. OCCUPIED BANDWIDTH 30
10.1.1. OCCUPIED BANDWIDTH RESULTS 31

UL VERIFICATION SERVICES INC. FORM NO: FCC_24_22_27_90
47173 BENICIA STREET, FREMONT, CA 94538, USA TEL: (510) 771-1000 FAX: (510) 661-0888

This report shall not be reproduced except in full, without the written approval of UL Verification Services Inc.

10.1.2. LTE OCCUPIED BANDWIDTH RESULTS 32
10.1.1. OCCUPIED BANDWIDTH PLOTS 34
10.2. BAND EDGE EMISSIONS 47
10.2.1. BAND EDGE PLOTS 48
10.3. OUT OF BAND EMISSIONS 63
10.3.1. OUT OF BAND EMISSIONS RESULT 64
10.3.2. OUT OF BAND EMISSIONS PLOTS 66
10.4. FREQUENCY STABILITY 79
10.4.1. FREQUENCY STABILITY RESULTS 80
11. RADIATED TEST RESULTS 82
11.1. RADIATED POWER (ERP & EIRP) 82
11.1.1. ERP/EIRP Results 82
11.1.2. LTE ERP/EIRP Results 84
11.1.3. ERP/EIRP DATA 86
11.2. FIELD STRENGTH OF SPURIOUS RADIATION 105
11.2.1. SPURIOUS RADIATION DATA 106
12. SETUP PHOTOS 123

UL VERIFICATION SERVICES INC. FORM NO: FCC_24_22_27_90
47173 BENICIA STREET, FREMONT, CA 94538, USA TEL: (510) 771-1000 FAX: (510) 661-0888

This report shall not be reproduced except in full, without the written approval of UL Verification Services Inc.

1. ATTESTATION OF TEST RESULTS

COMPANY NAME: SAMSUNG ELECTRONICS CO., LTD.

EUT DESCRIPTION: GSM/WCDMA/LTE Tablet + Bluetooth, DTS/UNII a/b/g/n, ANT+ & NFC

MODEL: SM-T255S

SERIAL NUMBER: SP1D7293263V (Radiated & Conducted)

DATE TESTED: MARCH 23 – APRIL 17, 2014.

APPLICABLE STANDARDS	
STANDARD	**TEST RESULTS**
FCC PART 22H, 24E and 27H	PASS

UL Verification Services Inc. tested the above equipment in accordance with the requirements set forth in the above standards. All indications of Pass/Fail in this report are opinions expressed by UL Verification Services Inc. based on interpretations and/or observations of test results. Measurement Uncertainties were not taken into account and are published for informational purposes only. The test results show that the equipment tested is capable of demonstrating compliance with the requirements as documented in this report.

Note: The results documented in this report apply only to the tested sample, under the conditions and modes of operation as described herein. This document may not be altered or revised in any way unless done so by UL Verification Services Inc. and all revisions are duly noted in the revisions section. Any alteration of this document not carried out by UL Verification Services Inc. will constitute fraud and shall nullify the document. This report must not be used by the client to claim product certification, approval, or endorsement by NVLAP, NIST, any agency of the Federal Government, or any agency of any government.

Approved & Released For

UL Verification Services Inc. By:

PHILIP KIM
CONSUMER TECHNOLOGY DIVISION

PROGRAM MANAGER
UL Verification Services Inc.

Tested By:

STEVEN TRAN
CONSUMER TECHNOLOGY DIVISION

TEST ENGINEER
UL Verification Services Inc.

UL VERIFICATION SERVICES INC. FORM NO: FCC_24_22_27_90
47173 BENICIA STREET, FREMONT, CA 94538, USA TEL: (510) 771-1000 FAX: (510) 661-0888

This report shall not be reproduced except in full, without the written approval of UL Verification Services Inc.

2. TEST METHODOLOGY

The tests documented in this report were performed in accordance with TIA-603-C, FCC CFR 47 Part 22, FCC CFR Part 24, FCC CFR 47 Part 27.

3. FACILITIES AND ACCREDITATION

The test sites and measurement facilities used to collect data are located at 47173 Benicia Street, Fremont, California, USA.

UL Verification Services Inc. is accredited by NVLAP, Laboratory Code 200065-0. The full scope of accreditation can be viewed at http://www.ul.com

4. CALIBRATION AND UNCERTAINTY

4.1. MEASURING INSTRUMENT CALIBRATION

The measuring equipment utilized to perform the tests documented in this report has been calibrated in accordance with the manufacturer's recommendations, and is traceable to recognized national standards

4.2. SAMPLE CALCULATION

Where relevant, the following sample calculation is provided:

EIRP = PSA reading with EUT worst orientation (dBm) + Path loss (dB) – cable loss(between the SG and substitution antenna) + Substitution Antenna Factor (dBi)

ERP = PSA reading with EUT worst orientation (dBm) + Path loss (dB) – cable loss(between the SG and substitution antenna)

(Path loss = Signal generator output – PSA reading with substitution antenna)

4.3. MEASUREMENT UNCERTAINTY

Where relevant, the following measurement uncertainty levels have been estimated for tests performed on the apparatus:

PARAMETER	UNCERTAINTY
Conducted Disturbance, 0.15 to 30 MHz	3.52 dB
Radiated Disturbance, 30 to 18000 MHz	4.94 dB

Uncertainty figures are valid to a confidence level of 95%.

UL VERIFICATION SERVICES INC. FORM NO: FCC_24_22_27_90
47173 BENICIA STREET, FREMONT, CA 94538, USA TEL: (510) 771-1000 FAX: (510) 661-0888

This report shall not be reproduced except in full, without the written approval of UL Verification Services Inc.

5. EQUIPMENT UNDER TEST

5.1. DESCRIPTION OF EUT

The EUT is a GSM/WCDMA/LTE Tablet + Bluetooth, DTS/UNII a/b/g/n, ANT+ & NFC

5.2. MAXIMUM OUTPUT POWER

The transmitter has a maximum peak conducted and radiated ERP / EIRP output powers as follows:

FCC Part 22/2 4/27						
Band	Frequency Range(MHz)	Modulation Peak	Conducted		Radiated	
			Peak (dBm)	Peak(mW)	Peak (dBm)	Peak(mW)
GSM1900	1850~1910	GMSK	28.9	776.25		
	1850~1910	GPRS	29.2	831.76	29.45	881.05

FCC Part 24						
Band	Frequency Range(MHz)	Modulation Peak	Conducted		Radiated	
			Avg (dBm)	Avg(mW)	Avg (dBm)	Avg(mW)
Band 2	1850~1910	REL99	22.0	158.49	22.75	188.36
	1850~1910	HSDPA	21.1	128.82	22.33	171
	1850~1910	HSUPA	21.1	128.82		

FCC Part 22						
Band	Frequency Range(MHz)	Modulation Peak	Conducted		Radiated	
			Avg (dBm)	Avg(mW)	Avg (dBm)	Avg(mW)
Band 5	824 ~ 849	REL99	22.3	169.82	19.181	82.81
	824 ~ 849	HSDPA	21.2	131.83	18.011	63.26
	824 ~ 849	HSUPA	21.2	131.83		

UL VERIFICATION SERVICES INC. FORM NO: FCC_24_22_27_90
47173 BENICIA STREET, FREMONT, CA 94538, USA TEL: (510) 771-1000 FAX: (510) 661-0888

This report shall not be reproduced except in full, without the written approval of UL Verification Services Inc.

5.3. MAXIMUM OUTPUT POWER (LTE)

The transmitter has a maximum peak conducted and radiated ERP/EIRP output powers as follows:

FCC Part 22/2 4/27							
Band	Frequency Range(MHz)	BandWidth (MHz)	Modulation	Conducted		Radiated	
			Peak	Avg (dBm)	Avg(mW)	Avg (dBm)	Avg(mW)
LTE17	704~716	10MHz	QPSK	22.27	168.66	20.90	123.03
	704~716	10MHz	16QAM	20.99	125.60	19.80	95.50

FCC Part 22/2 4/27							
Band	Frequency Range(MHz)	BandWidth (MHz)	Modulation	Conducted		Radiated	
			Peak	Avg (dBm)	Avg(mW)	Avg (dBm)	Avg(mW)
LTE17	704~716	5MHz	QPSK	22.08	161.44	21.201	131.86
	704~716	5MHz	16QAM	20.75	118.85	20.201	104.74

FCC Part 22/2 4/27							
Band	Frequency Range(MHz)	BandWidth (MHz)	Modulation	Conducted		Radiated	
			Peak	Avg (dBm)	Avg(mW)	Avg (dBm)	Avg(mW)
LTE5	824~849	10MHz	QPSK	24.47	279.90	22.601	182.01
	824~849	10MHz	16QAM	23.44	220.80	21.801	151.39

FCC Part 22/2 4/27							
Band	Frequency Range(MHz)	BandWidth (MHz)	Modulation	Conducted		Radiated	
			Peak	Avg (dBm)	Avg(mW)	Avg (dBm)	Avg(mW)
LTE5	824~849	5MHz	QPSK	24.50	281.84	22.701	186.25
	824~849	5MHz	16QAM	23.50	223.87	21.601	144.58

FCC Part 22/2 4/27							
Band	Frequency Range(MHz)	BandWidth (MHz)	Modulation	Conducted		Radiated	
			Peak	Avg (dBm)	Avg(mW)	Avg (dBm)	Avg(mW)
LTE5	824~849	3MHz	QPSK	24.47	279.90	22.701	186.25
	824~849	3MHz	16QAM	23.50	223.87	21.601	144.58

UL VERIFICATION SERVICES INC. FORM NO: FCC_24_22_27_90
47173 BENICIA STREET, FREMONT, CA 94538, USA TEL: (510) 771-1000 FAX: (510) 661-0888

This report shall not be reproduced except in full, without the written approval of UL Verification Services Inc.

FCC Part 22/2 4/27							
Band	Frequency Range(MHz)	BandWidth (MHz)	Modulation Peak	Conducted		Radiated	
				Avg (dBm)	Avg(mW)	Avg (dBm)	Avg(mW)
LTE5	824~849	1.4MHz	QPSK	24.47	279.90	22.401	173.82
	824~849	1.4MHz	16QAM	23.50	223.87	21.20	131.83

5.4. DESCRIPTION OF AVAILABLE ANTENNAS

The radio utilizes a PIFA antenna for the [List the bands supported] with a maximum peak gain as follow:

Frequency (MHz)	Peak Gain (dBi)
Band 5, 824~849MHz	-1.22
Band 2, 1850~1910MHz	4.31
LTE17, 704~716MHz	-0.21

UL VERIFICATION SERVICES INC. FORM NO: FCC_24_22_27_90
47173 BENICIA STREET, FREMONT, CA 94538, USA TEL: (510) 771-1000 FAX: (510) 661-0888

This report shall not be reproduced except in full, without the written approval of UL Verification Services Inc.

5.5. DESCRIPTION OF TEST SETUP

SUPPORT EQUIPMENT

Support Equipment List				
Description	Manufacturer	Model	Serial Number	FCC ID
AC Adapter	SAMSUNG	T255S	N/A	N/A
Earphone	SAMSUNG	N/A	N/A	N/A

I/O CABLES (CONDUCTED SETUP)

I/O Cable List						
Cable No	Port	# of identical ports	Connector Type	Cable Type	Cable Length (m)	Remarks
1	RF Out	1	Spectrum Analyzer	Shielded	None	NA
2	Antenna Port	1	EUT	Shielded	0.1m	NA
3	RF In/Out	1	Communication Test Set	Shielded	1m	NA

I/O CABLES (RADIATED SETUP)

I/O CABLE LIST						
Cable No.	Port	# of Identical Ports	Connector Type	Cable Type	Cable Length	Remarks
1	USB	1	AC Adapter	Un-shielded	1.2m	No
2	Jack	1	Headset	Shielded	1m	No
3	RF In/out	1	Communication Test Set	Un-shielded	2m	Yes

TEST SETUP

The EUT is continuously communicated to the call box during the tests.

UL VERIFICATION SERVICES INC. FORM NO: FCC_24_22_27_90
47173 BENICIA STREET, FREMONT, CA 94538, USA TEL: (510) 771-1000 FAX: (510) 661-0888

This report shall not be reproduced except in full, without the written approval of UL Verification Services Inc.

SETUP DIAGRAM FOR TESTS (CONDUCTED TEST SETUP)

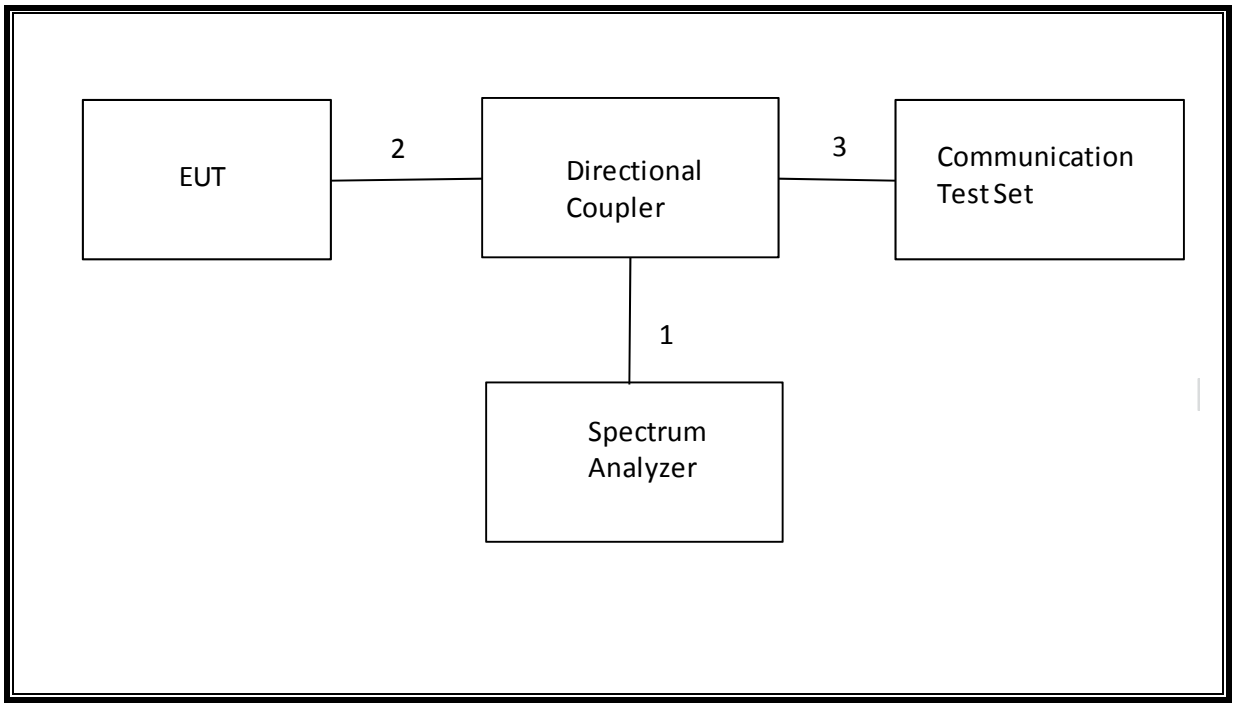

UL VERIFICATION SERVICES INC. FORM NO: FCC_24_22_27_90
47173 BENICIA STREET, FREMONT, CA 94538, USA TEL: (510) 771-1000 FAX: (510) 661-0888

This report shall not be reproduced except in full, without the written approval of UL Verification Services Inc.

SETUP DIAGRAM FOR TESTS (RADIATED TEST SETUP)

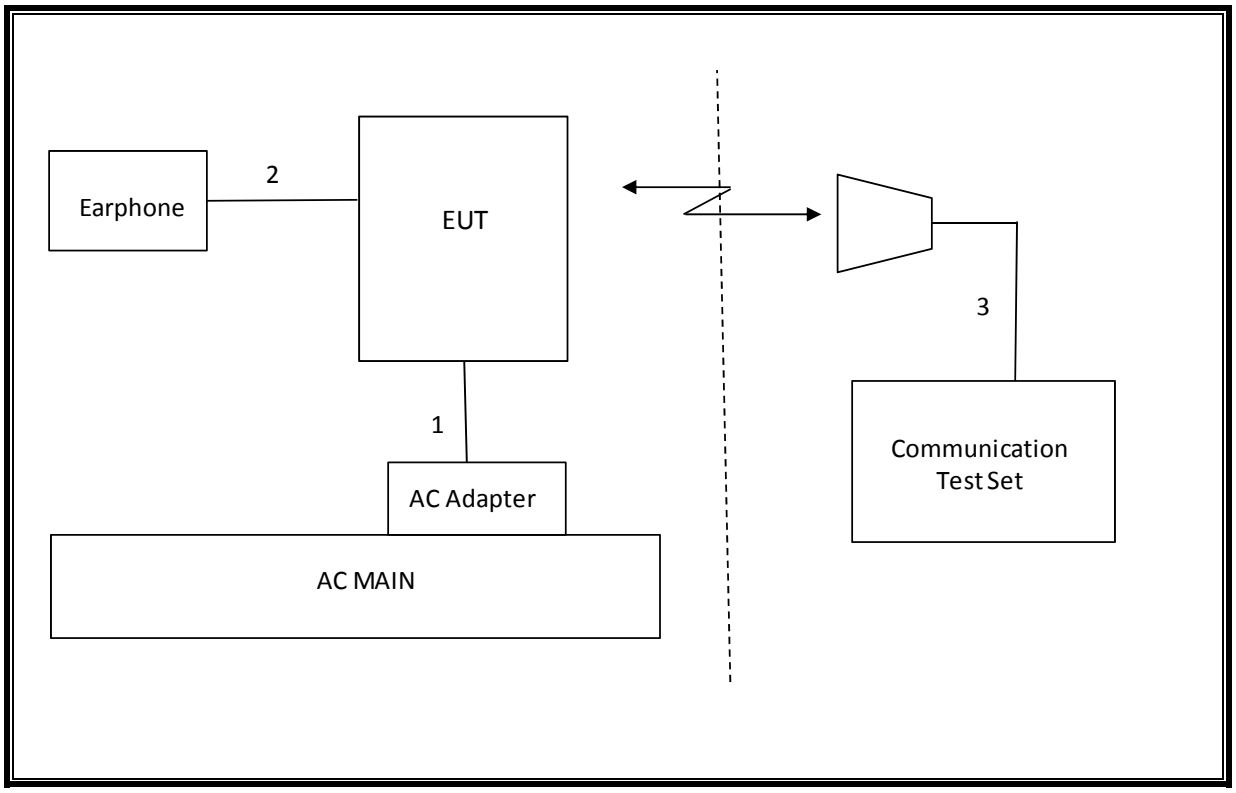

UL VERIFICATION SERVICES INC. FORM NO: FCC_24_22_27_90
47173 BENICIA STREET, FREMONT, CA 94538, USA TEL: (510) 771-1000 FAX: (510) 661-0888

This report shall not be reproduced except in full, without the written approval of UL Verification Services Inc.

6. TEST AND MEASUREMENT EQUIPMENT

The following test and measurement equipment was utilized for the tests documented in this report:

TEST EQUIPMENT LIST				
Description	**Manufacturer**	**Model**	**Asset**	**Cal Due**
Spectrum Analyzer, 44 GHz	Agilent / HP	E4446A	C01179	02/26/14
Antenna, Bilog, 2 GHz	Sunol Sciences	JB1	C01011	08/14/14
Antenna, Horn, 18 GHz	EMCO	3115	C00783	10/25/14
Antenna, Horn, 18 GHz	EMCO	3115	C00784	10/25/14
Highpass Filter, 2.7 GHz	Micro-Tronics	HPM13194	N02687	CNR
Highpass Filter, 1.5 GHz	Micro-Tronics	HPM13193	N02688	CNR
Temperature / Humidity Chamber	Thermotron	SE 600-10-10	C00930	01/09/15
Communications Test Set	R&S	CMW500	T159	07/02/14
DC power supply, 8 V @ 3 A or 15 V	Agilent / HP	E3610A	None	CNR
Vector signal generator, 6 GHz	Agilent / HP	E4438C	None	07/06/14
Antenna, Tuned Dipole 400~1000	ETS	3121C DB4	C00993	02/14/14
Directional Coupler	RF-Lambda	RFDC5M06G15	None	CNR
Antenna, Horn, 26.5 GHz	ARA	MWH-1826/B	C00589	12/17/14

UL VERIFICATION SERVICES INC. FORM NO: FCC_24_22_27_90
47173 BENICIA STREET, FREMONT, CA 94538, USA TEL: (510) 771-1000 FAX: (510) 661-0888

This report shall not be reproduced except in full, without the written approval of UL Verification Services Inc.

7. Summary Table

FCC Part Section	RSS Section(s)	Test Description	Test Limit	Test Condition	Test Result	Worst Case
2.1049	N/A	Occupied Band width (99%)	N/A	Conducted	Pass	17.80MHz
22.917(a) 24.238(a) 27.53(g)	RSS-132(4.5.1) RSS-133(6.5.1) RSS-130(4.6)	Band Edge / Conducted Spurious Emission	-13dBm		Pass	-19.407dBm
2.1046	N/A	Conducted output power	N/A		Pass	29.2dBm
22.355 24.235 27.54	RSS-132(4.3) RSS-133(6.3) RSS-130(4.2)	Frequency Stability	2.5PPM		Pass	0.061PPM
22.913(a)(2)	RSS-132(4.4)	Effective Radiated Power	38 dBm	Radiated	Pass	22.7dBm
27.50(b)(10)	RSS-130(4.4)		34.77 dBm		Pass	
24.232(c)	RSS-133(6.4)	Equivalent Isotropic Radiated Power	33dBm		Pass	29.09dBm
22.917(a) 24.238(a) 27.53(g)	RSS-132(4.5.1) RSS-133(6.5.1) RSS-130(4.6)	Radiated Spurious Emission	-13dBm		Pass	-33.9dBm

UL VERIFICATION SERVICES INC. FORM NO: FCC_24_22_27_90
47173 BENICIA STREET, FREMONT, CA 94538, USA TEL: (510) 771-1000 FAX: (510) 661-0888

This report shall not be reproduced except in full, without the written approval of UL Verification Services Inc.

8. RF POWER OUTPUT VERIFICATION

8.1. GSM/GPRS/EDGE

Function: Menu select > GSM Mobile Station > GSM 850/900/1800/1900

Press Connection control to choose the different menus

Press RESET > choose all to reset all settings

Connection Press Signal Off to turn off the signal and change settings

Network Support > GSM+GPRS or GSM+EGPRS

Main Service > Packet Data

Service selection > Test Mode A – Auto Slot Config. off

MS Signal Press Slot Config bottom on the right twice to select and change the number of time slots and power setting

> Slot configuration > Uplink/Gamma

> 33 dBm for GPRS 850/900

> 30 dBm for GPRS1800/1900

BS Signal Enter the same channel number for TCH channel (test channel) and BCCH channel

Frequency Offset > + 0 Hz

Mode > BCCH and TCH

BCCH Level > -85 dBm (May need to adjust if link is not stable)

BCCH Channel > choose desire test channel [Enter the same channel number for TCH channel (test channel) and BCCH channel]

Channel Type > Off

P0> 4 dB

Slot Config > Unchanged (if already set under MS Signal)

TCH > choose desired test channel

Hopping > Off

Main Timeslot > 3 (Default)

Network Coding Scheme > CS4 (GPRS) and MCS5 ~ MCS9 (EGPRS)

Bit Stream > 2E9-1PSR Bit Pattern

AF/RF Enter appropriate offsets for Ext. Att. Output and Ext. Att. Input

Connection Press Signal On to turn on the signal and change settings

UL VERIFICATION SERVICES INC. FORM NO: FCC_24_22_27_90
47173 BENICIA STREET, FREMONT, CA 94538, USA TEL: (510) 771-1000 FAX: (510) 661-0888

This report shall not be reproduced except in full, without the written approval of UL Verification Services Inc.

8.1.1. GSM OUTPUT POWER RESULT

Band	Mode	Ch.	f(MHz)	1 time slot	2 time slot	3 time slot	4 time slot
				Peak (dBm)	Peak (dBm)	Peak (dBm)	Peak (dBm)
GSM1900	GMSK	512	1850.2	28.9			
		661	1880	28.7			
		810	1909.8	28.7			
	GPRS	512	1850.2	29.1	28.3	27.4	25.5
		661	1880	29.2	28.1	27.2	25.4
		810	1909.8	28.7	27.9	27.1	25.3

UL VERIFICATION SERVICES INC. FORM NO: FCC_24_22_27_90
47173 BENICIA STREET, FREMONT, CA 94538, USA TEL: (510) 771-1000 FAX: (510) 661-0888

This report shall not be reproduced except in full, without the written approval of UL Verification Services Inc.

8.2. UMTS REL 99

TEST PROCEDURE

The following summary of these settings are illustrated below:

	Mode	Rel99
	Subtest	-
WCDMA General Settings	Loopback Mode	Test Mode 1
	Rel99 RMC	12.2kbps RMC
	HSDPA FRC	Not Applicable
	HSUPA Test	Not Applicable
	Power Control Algorithm	Algorithm2
	βc	Not Applicable
	βd	Not Applicable
	βec	Not Applicable
	βc/βd	8/15
	βhs	Not Applicable
	βed	Not Applicable

8.2.1. UMTS REL 99 OUTPUT POWER RESULT

Band	Mode	Ch.	f(MHz)	Conducted Power (dBm) Avg (dBm)
Band 5	REL99	4132	826.4	22.3
		4183	836.6	22.2
		4233	846.6	22.1
Band 2	REL99	9262	1852.4	22.0
		9400	1880	21.9
		9538	1907.6	21.8

UL VERIFICATION SERVICES INC. FORM NO: FCC_24_22_27_90
47173 BENICIA STREET, FREMONT, CA 94538, USA TEL: (510) 771-1000 FAX: (510) 661-0888

This report shall not be reproduced except in full, without the written approval of UL Verification Services Inc.

8.3. UMTS HSDPA

The following 4 Sub-tests were completed according to Release 5 procedures in section 5.2 of 3GPP TS34.121. A summary of these settings are illustrated below:

	Mode	Rel5 HSDPA			
	Subtest	1	2	3	4
WCDMA General Settings	Loopback Mode	Test Mode 1			
	Rel99 RMC	12.2kbps RMC			
	HSDPA FRC	H-Set1			
	Power Control Algorithm	Algorithm 2			
	βc	2/15	12/15	15/15	15/15
	βd	15/15	15/15	8/15	4/15
	Bd (SF)	64			
	βc/βd	2/15	12/15	15/8	15/4
	βhs	4/15	24/15	30/15	30/15
	MPR (dB)	0	0	0.5	0.5
HSDPA Specific Settings	D_{ACK}	8			
	D_{NAK}	8			
	DCQI	8			
	Ack-Nack repetition factor	3			
	CQI Feedback (Table 5.2B.4)	4ms			
	CQI Repetition Factor (Table 5.2B.4)	2			
	Ahs =βhs/βc	30/15			

8.3.1. UMTS HSDPA OUTPUT POWER RESULT

Band	Mode	Subset	Ch.	f(MHz)	Conducted Power (dBm) Avg (dBm)
Band 5	HSDPA	1	4132	826.4	21.2
			4183	836.6	21.2
			4233	846.6	21.1
		2	4132	826.4	20.7
			4183	836.6	20.6
			4233	846.6	20.6
		3	4132	826.4	20.6
			4183	836.6	20.6
			4233	846.6	20.5
		4	4132	826.4	20.7
			4183	836.6	20.5

UL VERIFICATION SERVICES INC. FORM NO: FCC_24_22_27_90
47173 BENICIA STREET, FREMONT, CA 94538, USA TEL: (510) 771-1000 FAX: (510) 661-0888

This report shall not be reproduced except in full, without the written approval of UL Verification Services Inc.

			4233	846.6	20.6
Band 2	HSDPA	1	9262	1852.4	21.1
			9400	1880	20.9
			9538	1907.6	20.7
		2	9262	1852.4	21.0
			9400	1880	20.9
			9538	1907.6	20.7
		3	9262	1852.4	20.5
			9400	1880	20.4
			9538	1907.6	20.2
		4	9262	1852.4	20.4
			9400	1880	20.2
			9538	1907.6	20.1

UL VERIFICATION SERVICES INC. FORM NO: FCC_24_22_27_90
47173 BENICIA STREET, FREMONT, CA 94538, USA TEL: (510) 771-1000 FAX: (510) 661-0888

This report shall not be reproduced except in full, without the written approval of UL Verification Services Inc.

8.3.2. UMTS HSUPA

TEST PROCEDURE

The following summary of these settings are illustrated below: (ETSI TS 134.121-1 Table C.11.1)

	Mode	Rel6 HSUPA	Rel6 HSUPA	Rel6 HSUPA	Rel6 HSUPA	Rel6 HSUPA
	Subtest	1	2	3	4	5
WCDMA General Settings	Loopback Mode	Test Mode 1				
	P-CPICH (dB)	-10				
	P-CCPCH (dB)	-12				
	SCH (dB)	-12				
	PICH(dB)	-15				
	DPCH (dB)	-9				
	HS-SCCH_1 (dB)	-8				
	HS-PDSCH (dB)	-3				
	Rel99 RMC	12.2kbps RMC				
	HSDPA FRC	H-Set1				
	HSUPA Test	HSUPA Loopback				
	Power Control Algorithm	Algorithm2				
	Bc	11/15	6/15	15/15	2/15	15/15
	Bd	15/15	15/15	9/15	15/15	15/15
	Bec	209/225	12/15	30/15	2/15	5/15
	βc/βd	11/15	6/15	15/9	2/15	15/15
	Bhs	22/15	12/15	30/15	4/15	30/15
	βed (note1)	1309/225	94/75	47/15 47/15	56/75	134/15
	MPR	0	2	1	2	0
HSDPA Specific Settings	DACK	8				
	DNAK	8				
	DCQI	8				
	Ack-Nack repetition factor	3				
	CQI Feedback (Table 5.2B.4)	4ms				
	CQI Repetition Factor (Table 5.2B.4)	2				
	Ahs = βhs/βc	30/15				
HSUPA Specific Settings	D E-DPCCH	6	8	8	5	7
	DHARQ	0	0	0	0	0
	AG Index	20	12	15	17	21
	Reference E-TFCIs	5	5	2	5	5
	ETFCI (from 34.121 Table C.11.1.3)	75	67	92	71	81
	Associated Max UL Data Rate kbps	242.1	174.9	482.8	205.8	308.9
	Reference E_TFCIs	E-TFCI 11 E-TFCI PO 4 E-TFCI 67 E-TFCI PO 18 E-TFCI 71 E-TFCI PO 23 E-TFCI 75 E-TFCI PO 26 E-TFCI 81 E-TFCI PO 27		E-TFCI 11 E-TFCI PO 4 E-TFCI 92 E-TFCI PO 18	E-TFCI 11 E-TFCI PO 4 E-TFCI 67 E-TFCI PO 18 E-TFCI 71 E-TFCI PO 23 E-TFCI 75 E-TFCI PO 26 E-TFCI 81 E-TFCI PO 27	

Note1: βed cannot be set directly, it is set by Absolute Grant Value.

UL VERIFICATION SERVICES INC. FORM NO: FCC_24_22_27_90
47173 BENICIA STREET, FREMONT, CA 94538, USA TEL: (510) 771-1000 FAX: (510) 661-0888

This report shall not be reproduced except in full, without the written approval of UL Verification Services Inc.

8.3.3. UMTS HSUPA OUTPUT POWER RESULT

Band	Mode	Subset	Ch.	f(MHz)	Conducted Power (dBm) Avg (dBm)
Band 5	HSUPA	1	4132	826.4	21.1
			4183	836.6	20.5
			4233	846.6	20.5
		2	4132	826.4	19.8
			4183	836.6	19.5
			4233	846.6	19.9
		3	4132	826.4	20.0
			4183	836.6	20.0
			4233	846.6	19.7
		4	4132	826.4	20.0
			4183	836.6	19.9
			4233	846.6	20.4
		5	4132	826.4	21.2
			4183	836.6	21.1
			4233	846.6	21.0
Band 2	HSUPA	1	9262	1852.4	21.1
			9400	1880	21.0
			9538	1907.6	20.5
		2	9262	1852.4	19.7
			9400	1880	19.5
			9538	1907.6	19.8
		3	9262	1852.4	20.0
			9400	1880	20.0
			9538	1907.6	19.8
		4	9262	1852.4	19.9
			9400	1880	20.5
			9538	1907.6	20.1
		5	9262	1852.4	21.1
			9400	1880	20.7
			9538	1907.6	20.8

UL VERIFICATION SERVICES INC. FORM NO: FCC_24_22_27_90
47173 BENICIA STREET, FREMONT, CA 94538, USA TEL: (510) 771-1000 FAX: (510) 661-0888

This report shall not be reproduced except in full, without the written approval of UL Verification Services Inc.

8.4. LTE OUTPUT VERIFICATION

Full Power

Band	BW (MHz)	Mode	RB Allocation	RB offset	Target MPR	Avg Pwr (dBm) 23790 710 MHz
LTE Band 17	10	QPSK	1	0	0	22.24
			1	25	0	22.16
			1	49	0	22.27
			25	0	1	21.15
			25	12	1	21.17
			25	25	1	21.14
			50	0	1	21.15
		16QAM	1	0	1	20.99
			1	25	1	20.91
			1	49	1	20.96
			25	0	2	20.22
			25	12	2	20.17
			25	25	2	20.16
			50	0	2	20.19

Band	BW (MHz)	Mode	RB Allocation	RB offset	Target MPR	Avg Pwr (dBm) 23790 710 MHz
LTE Band 17	5	QPSK	1	0	0	22.08
			1	12	0	22.05
			1	24	0	22.08
			12	0	1	21.10
			12	7	1	21.13
			12	13	1	21.10
			25	0	1	21.12
		16QAM	1	0	1	20.68
			1	12	1	20.60
			1	24	1	20.75
			12	0	2	20.17
			12	7	2	20.18
			12	13	2	20.16
			25	0	2	20.22

UL VERIFICATION SERVICES INC. FORM NO: FCC_24_22_27_90
47173 BENICIA STREET, FREMONT, CA 94538, USA TEL: (510) 771-1000 FAX: (510) 661-0888

This report shall not be reproduced except in full, without the written approval of UL Verification Services Inc.

Full Power

Band	BW (MHz)	Mode	RB Allocation	RB offset	Target MPR	Avg Pwr (dBm)		
						20450	20525	20600
						829 MHz	836.5 MHz	844 MHz
LTE Band 5	10	QPSK	1	0	0	24.43	24.40	24.40
			1	25	0	24.42	24.34	24.47
			1	49	0	24.36	24.44	24.41
			25	0	1	22.59	22.57	22.61
			25	12	1	22.57	22.66	22.61
			25	25	1	22.58	22.61	22.71
			50	0	1	22.58	22.62	22.72
		16QAM	1	0	1	23.44	23.41	23.34
			1	25	1	23.36	23.44	23.42
			1	49	1	23.35	23.19	23.19
			25	0	2	22.44	22.44	22.14
			25	12	2	22.41	22.46	22.19
			25	25	2	22.45	22.49	22.49
			50	0	2	22.42	22.33	22.44

Band	BW (MHz)	Mode	RB Allocation	RB offset	Target MPR	Avg Pwr (dBm)		
						20425	20525	20625
						826.5 MHz	836.5 MHz	846.5 MHz
LTE Band 5	5	QPSK	1	0	0	24.50	24.49	24.49
			1	12	0	24.33	24.44	24.47
			1	24	0	24.47	24.41	24.44
			12	0	1	22.60	22.70	22.76
			12	7	1	22.52	22.60	22.73
			12	13	1	22.57	22.55	22.77
			25	0	1	22.54	22.57	22.70
		16QAM	1	0	1	23.38	23.43	23.45
			1	12	1	23.28	23.41	23.29
			1	24	1	23.39	23.50	23.44
			12	0	2	22.50	22.50	22.45
			12	7	2	22.49	22.49	22.35
			12	13	2	22.44	22.44	22.36
			25	0	2	22.42	22.48	22.37

Band	BW (MHz)	Mode	RB Allocation	RB offset	Target MPR	Avg Pwr (dBm)		
						20415	20525	20635
						825.5 MHz	836.5 MHz	847.5 MHz
LTE Band 5	3	QPSK	1	0	0	24.20	24.20	24.39
			1	8	0	24.19	24.40	24.47
			1	14	0	24.35	24.13	24.41
			8	0	1	23.11	23.10	22.76
			8	4	1	23.00	22.80	22.80
			8	7	1	22.80	22.70	22.89

UL VERIFICATION SERVICES INC. FORM NO: FCC_24_22_27_90
47173 BENICIA STREET, FREMONT, CA 94538, USA TEL: (510) 771-1000 FAX: (510) 661-0888

This report shall not be reproduced except in full, without the written approval of UL Verification Services Inc.

			15	0	1	22.90	22.80	22.69
		16QAM	1	0	1	22.70	22.68	22.55
			1	8	1	23.30	23.14	22.64
			1	14	1	23.10	23.50	22.79
			8	0	2	22.50	22.50	22.45
			8	4	2	22.10	22.43	22.46
			8	7	2	22.44	22.44	22.25
			15	0	2	22.15	22.46	22.37
Band	BW (MHz)	Mode	RB Allocation	RB offset	Target MPR	Avg Pwr (dBm)		
						20407	20525	20643
						824.7 MHz	836.5 MHz	848.3 MHz
LTE Band 5	1.4	QPSK	1	0	0	24.20	24.15	24.41
			1	3	0	24.10	24.40	24.47
			1	5	0	24.00	24.13	24.41
			3	0	0	23.60	23.87	24.00
			3	1	0	23.55	23.80	24.06
			3	3	0	23.56	23.90	24.02
			6	0	1	22.90	22.80	22.69
		16QAM	1	0	1	22.70	22.68	22.55
			1	3	1	23.30	23.14	22.64
			1	5	1	23.10	23.50	22.79
			3	0	1	22.50	22.78	22.74
			3	1	1	22.55	22.89	22.89
			3	3	1	22.69	22.66	22.81
			6	0	2	22.15	22.45	22.37

UL VERIFICATION SERVICES INC. FORM NO: FCC_24_22_27_90
47173 BENICIA STREET, FREMONT, CA 94538, USA TEL: (510) 771-1000 FAX: (510) 661-0888

This report shall not be reproduced except in full, without the written approval of UL Verification Services Inc.

9. PEAK TO AVERAGE RATIO

Test Procedure

Per KDB 971168 D01 Power Meas License Digital Systems v02r01

Test Spec

In addition, when the transmitter power is measured in terms of average value, the peak-to-average ratio of the power shall not exceed 13 dB.

9.1. CONDUCTED PEAK TO AVERAGE RESULT

Band LTE17 10MHz 16QAM	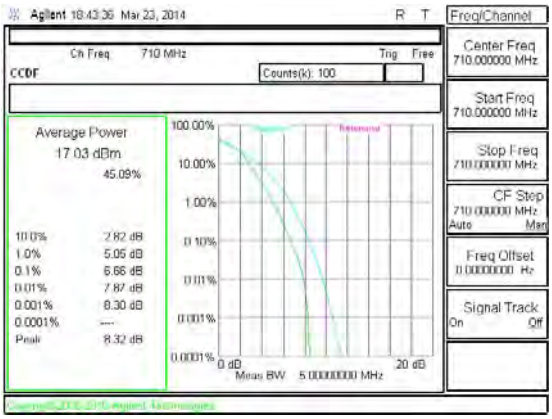 Band LTE17 10MHz 16QAM Mid channel	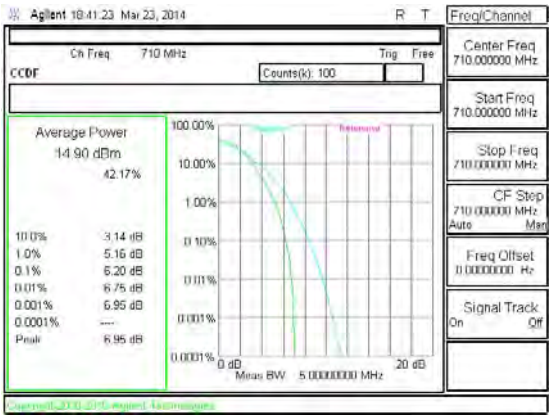 Band LTE17 10MHz QPSK Mid channel

UL VERIFICATION SERVICES INC. FORM NO: FCC_24_22_27_90
47173 BENICIA STREET, FREMONT, CA 94538, USA TEL: (510) 771-1000 FAX: (510) 661-0888

This report shall not be reproduced except in full, without the written approval of UL Verification Services Inc.

Band LTE17 5MHz 16QAM	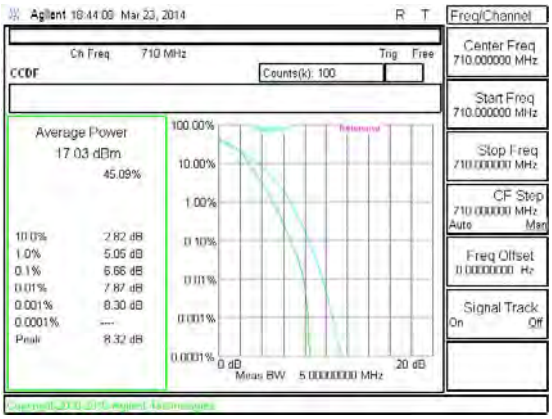	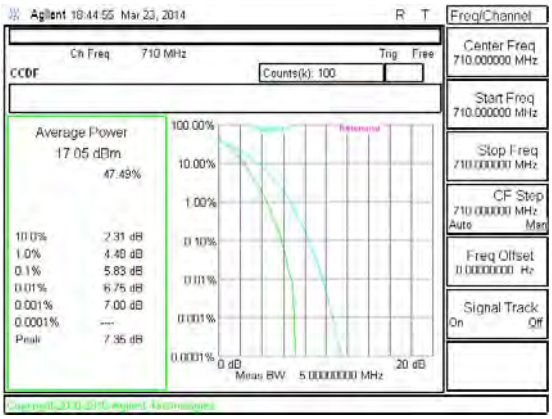
	Band LTE17 5MHz 16QAM Mid channel	Band LTE17 5MHz QPSK Mid channel
Band LTE5 10MHz		
	Band LTE5 10MHz 16QAM Mid channel	Band LTE5 10MHz QPSK Mid channel

UL VERIFICATION SERVICES INC. FORM NO: FCC_24_22_27_90
47173 BENICIA STREET, FREMONT, CA 94538, USA TEL: (510) 771-1000 FAX: (510) 661-0888

This report shall not be reproduced except in full, without the written approval of UL Verification Services Inc.

Band LTE5 5MHz	 Band LTE5 5MHz 16QAM Mid channel	 Band LTE5 5MHz QPSK Mid channel
Band LTE5 3MHz	 Band LTE5 3MHz 16QAM Mid channel	 Band LTE5 3MHz QPSK Mid channel

UL VERIFICATION SERVICES INC. FORM NO: FCC_24_22_27_90
47173 BENICIA STREET, FREMONT, CA 94538, USA TEL: (510) 771-1000 FAX: (510) 661-0888

This report shall not be reproduced except in full, without the written approval of UL Verification Services Inc.

Band LTE5 1.4MHz	 Band LTE5 1.4MHz 16QAM Mid channel	 Band LTE5 1.4MHz QPSK Mid channel
Band Band 2	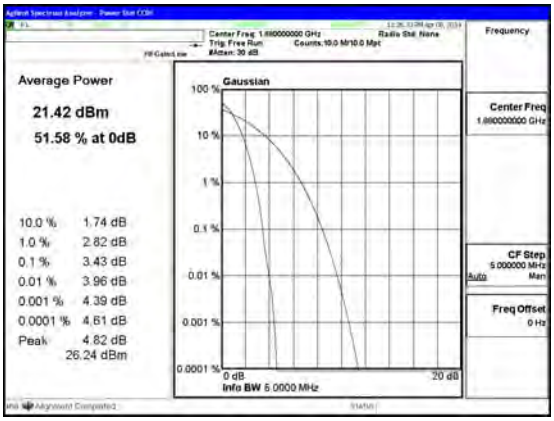 Band WCDMA B2 HSDPA	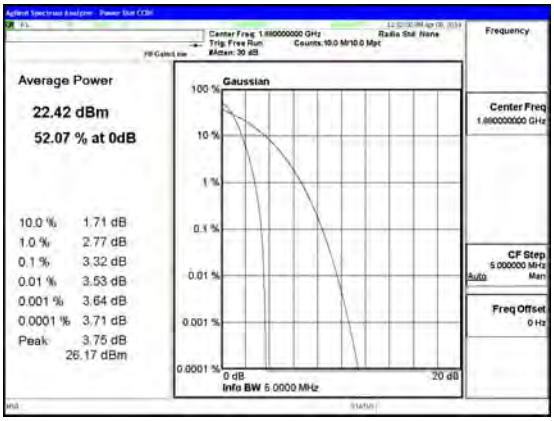 Band WCDMA B2 REL99

UL VERIFICATION SERVICES INC. FORM NO: FCC_24_22_27_90
47173 BENICIA STREET, FREMONT, CA 94538, USA TEL: (510) 771-1000 FAX: (510) 661-0888

This report shall not be reproduced except in full, without the written approval of UL Verification Services Inc.

Band Band 5	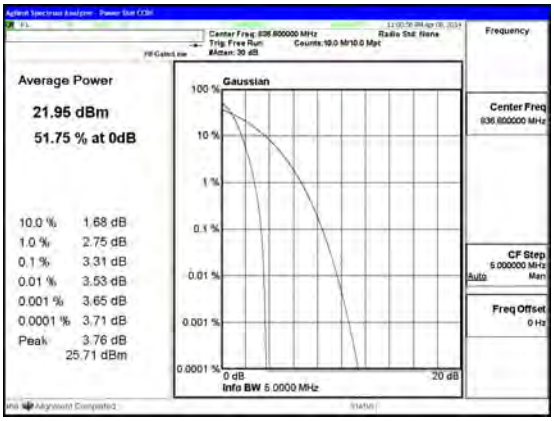 Band WCDMA B5 HSDPA	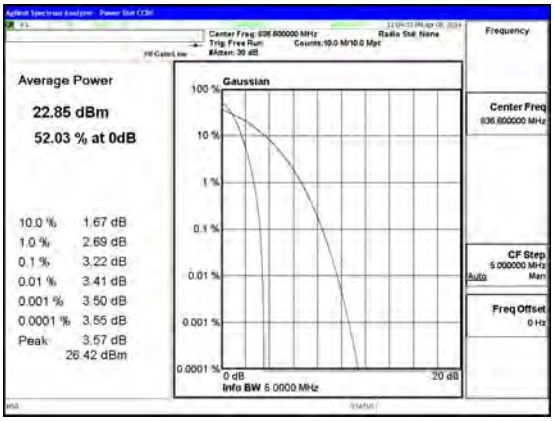 Band WCDMA B5 REL99

UL VERIFICATION SERVICES INC. FORM NO: FCC_24_22_27_90
47173 BENICIA STREET, FREMONT, CA 94538, USA TEL: (510) 771-1000 FAX: (510) 661-0888

This report shall not be reproduced except in full, without the written approval of UL Verification Services Inc.

10. LIMITS AND CONDUCTED RESULTS

10.1. OCCUPIED BANDWIDTH

RULE PART(S)

FCC: §2.1049
IC: RSS-132, 4.5; RSS-133, 6.5

LIMITS

For reporting purposes only

TEST PROCEDURE

The transmitter output was connected to a calibrated coaxial cable and coupler, the other end of which was connected to a spectrum analyzer. The occupied bandwidth was measured with the spectrum analyzer at the low, middle and high channel in each band. The -26dB bandwidth was also measured and recorded.

(KDB 971168 D01 Power Meas License Digital Systems v02r01 - 06/07/2013)

UL VERIFICATION SERVICES INC. FORM NO: FCC_24_22_27_90
47173 BENICIA STREET, FREMONT, CA 94538, USA TEL: (510) 771-1000 FAX: (510) 661-0888

This report shall not be reproduced except in full, without the written approval of UL Verification Services Inc.

10.1.1. OCCUPIED BANDWIDTH RESULTS

Band	Mode	Channel	f (MHz)	99% BW (KHz)	-26dB BW (KHz)
GSM1900	GPRS	512	1850.2	241.1	305.9
		661	1880	242.6	315.8
		810	1909.8	243.4	319.9
Band 5	REL99	4132	826.4	4152	4614
		4183	836.6	4149	4623
		4233	846.6	4133	4599
	HSDPA	4132	826.4	4139	4630
		4183	836.6	4153	4631
		4233	846.6	4150	4626
Band 2	REL99	9262	1852.4	4138	4621
		9400	1880	4148	4626
		9538	1907.6	4140	4617
	HSDPA	9262	1852.4	4146	4623
		9400	1880	4165	4621
		9538	1907.6	4133	4615

UL VERIFICATION SERVICES INC. FORM NO: FCC_24_22_27_90
47173 BENICIA STREET, FREMONT, CA 94538, USA TEL: (510) 771-1000 FAX: (510) 661-0888

This report shall not be reproduced except in full, without the written approval of UL Verification Services Inc.

10.1.2. LTE OCCUPIED BANDWIDTH RESULTS

Band	BW(MHz)	Mode	RB/RB Size	f (MHz)	99% BW (MHz)	-26dB BW (MHz)
LTE17	10	QPSK	50/0	709	8.943	9.711
			50/0	710	8.965	9.831
			50/0	711	8.966	9.680
		16QAM	50/0	709	8.826	9.693
			50/0	710	8.974	9.824
			50/0	711	8.973	9.761

Band	BW(MHz)	Mode	RB/RB Size	f (MHz)	99% BW (MHz)	-26dB BW (MHz)
LTE17	5	QPSK	25/0	706.5	4.460	4.836
			25/0	710	4.481	4.879
			25/0	713.5	4.470	4.931
		16QAM	25/0	706.5	4.454	4.871
			25/0	710	4.480	4.869
			25/0	713.5	4.481	4.893

Band	BW(MHz)	Mode	RB/RB Size	f (MHz)	99% BW (MHz)	-26dB BW (MHz)
LTE5	10	QPSK	50/0	829	8.960	9.745
			50/0	836.5	8.954	9.720
			50/0	844	8.966	9.727
		16QAM	50/0	829	8.941	9.773
			50/0	836.5	8.937	9.701
			50/0	844	8.960	9.774

Band	BW(MHz)	Mode	RB/RB Size	f (MHz)	99% BW (MHz)	-26dB BW (MHz)
LTE5	5	QPSK	25/0	826.5	4.470	4.904
			25/0	836.5	4.476	4.897
			25/0	846.5	4.477	4.894
		16QAM	25/0	826.5	4.478	4.883
			25/0	836.5	4.478	4.921
			25/0	846.5	4.483	4.940

UL VERIFICATION SERVICES INC. FORM NO: FCC_24_22_27_90
47173 BENICIA STREET, FREMONT, CA 94538, USA TEL: (510) 771-1000 FAX: (510) 661-0888

This report shall not be reproduced except in full, without the written approval of UL Verification Services Inc.

Band	BW(MHz)	Mode	RB/RB Size	f (MHz)	99% BW (MHz)	-26dB BW (MHz)
LTE5	3	QPSK	15/0	825.5	2.683	2.923
			15/0	836.5	2.689	2.928
			15/0	847.5	2.688	2.927
		16QAM	15/0	825.5	2.685	2.934
			15/0	836.5	2.689	2.934
			15/0	847.5	2.688	2.959

Band	BW(MHz)	Mode	RB/RB Size	f (MHz)	99% BW (MHz)	-26dB BW (MHz)
LTE5	1.4	QPSK	6/0	824.7	1.078	1.232
			6/0	836.5	1.071	1.215
			6/0	848.3	1.069	1.232
		16QAM	6/0	824.7	1.071	1.234
			6/0	836.5	1.075	1.246
			6/0	848.3	1.073	1.225

UL VERIFICATION SERVICES INC. FORM NO: FCC_24_22_27_90
47173 BENICIA STREET, FREMONT, CA 94538, USA TEL: (510) 771-1000 FAX: (510) 661-0888

This report shall not be reproduced except in full, without the written approval of UL Verification Services Inc.

10.1.1. OCCUPIED BANDWIDTH PLOTS

Band LTE17 10MHz 16QAM	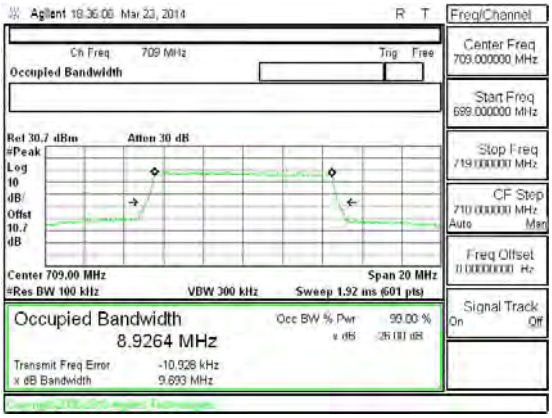 Band LTE17 10MHz OBW 16QAM Low Channel FRB.gif	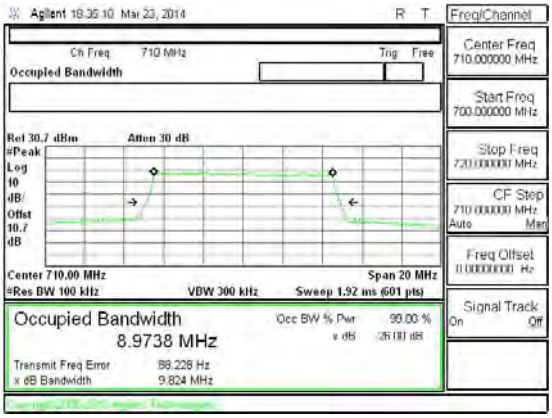 Band LTE17 10MHz OBW 16QAM Mid Channel FRB.gif

UL VERIFICATION SERVICES INC. FORM NO: FCC_24_22_27_90
47173 BENICIA STREET, FREMONT, CA 94538, USA TEL: (510) 771-1000 FAX: (510) 661-0888

This report shall not be reproduced except in full, without the written approval of UL Verification Services Inc.

Band LTE17 10MHz 16QAM	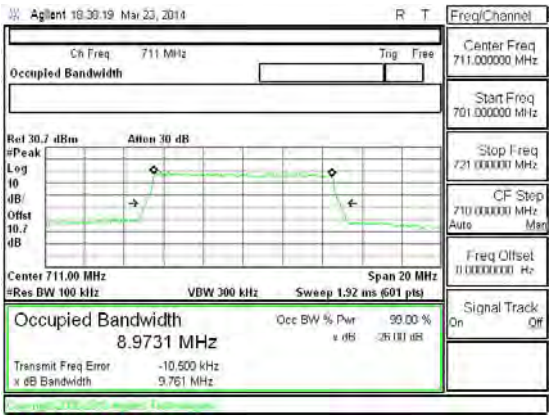 Band LTE17 10MHz OBW 16QAM High Channel FRB.gif	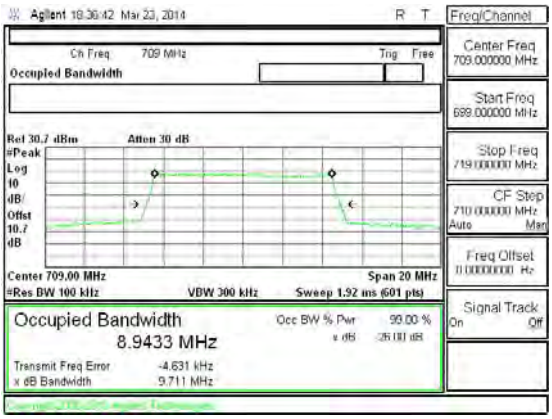 Band LTE17 10MHz OBW QPSK Low Channel FRB.gif
Band LTE17 10MHz QPSK	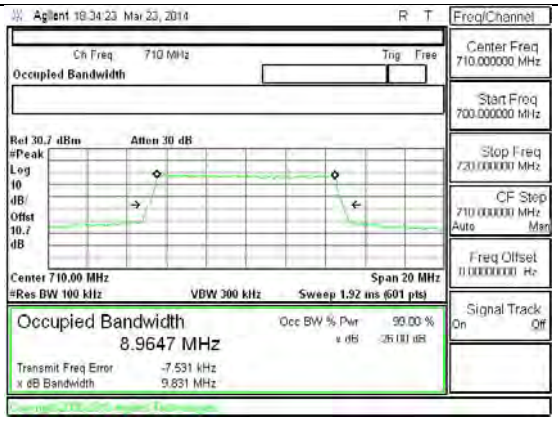 Band LTE17 10MHz OBW QPSK Mid Channel FRB.gif	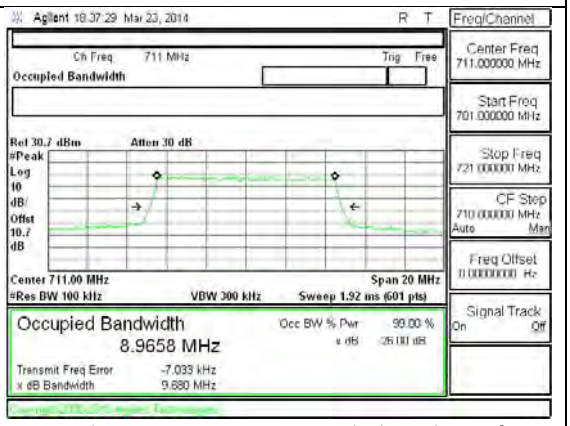 Band LTE17 10MHz OBW QPSK High Channel FRB.gif

UL VERIFICATION SERVICES INC. FORM NO: FCC_24_22_27_90
47173 BENICIA STREET, FREMONT, CA 94538, USA TEL: (510) 771-1000 FAX: (510) 661-0888

This report shall not be reproduced except in full, without the written approval of UL Verification Services Inc.

Band LTE17 5MHz 16QAM	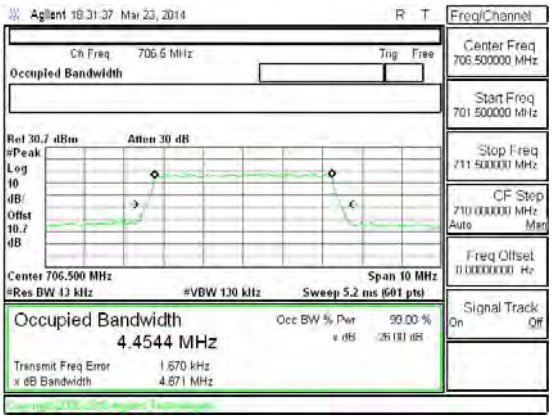 Band LTE17 5MHz OBW 16QAM Low Channel FRB.gif	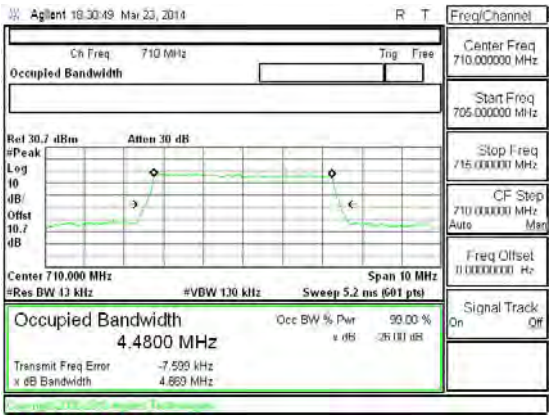 Band LTE17 5MHz OBW 16QAM Mid Channel FRB.gif
Band LTE17 5MHz 16QAM	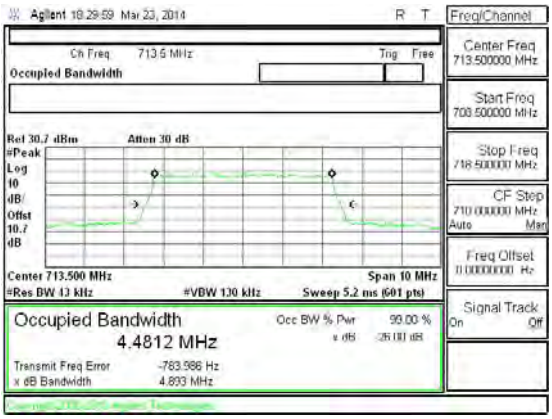 Band LTE17 5MHz OBW 16QAM High Channel FRB.gif	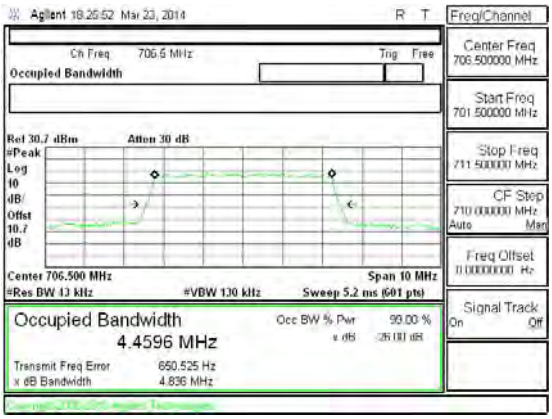 Band LTE17 5MHz OBW QPSK Low Channel FRB.gif

UL VERIFICATION SERVICES INC. FORM NO: FCC_24_22_27_90
47173 BENICIA STREET, FREMONT, CA 94538, USA TEL: (510) 771-1000 FAX: (510) 661-0888

This report shall not be reproduced except in full, without the written approval of UL Verification Services Inc.

Band LTE5 10MHz 16QAM	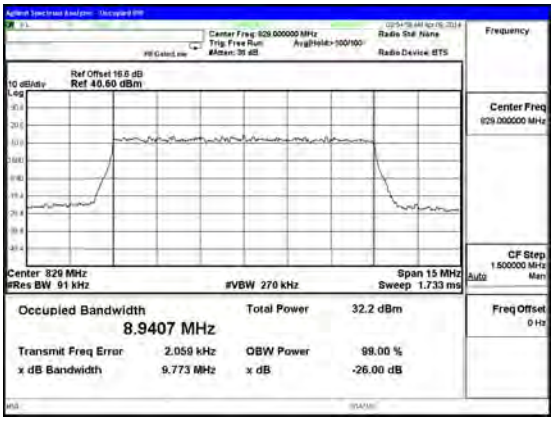 Band LTE5 10MHz OBW 16QAM Low Channel FRB.gif	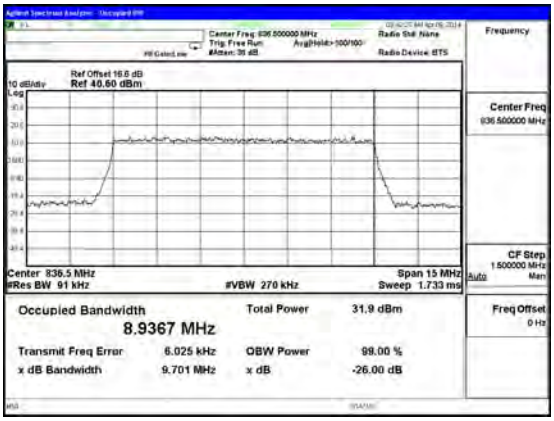 Band LTE5 10MHz OBW 16QAM Mid Channel FRB.gif
Band LTE5 10MHz 16QAM	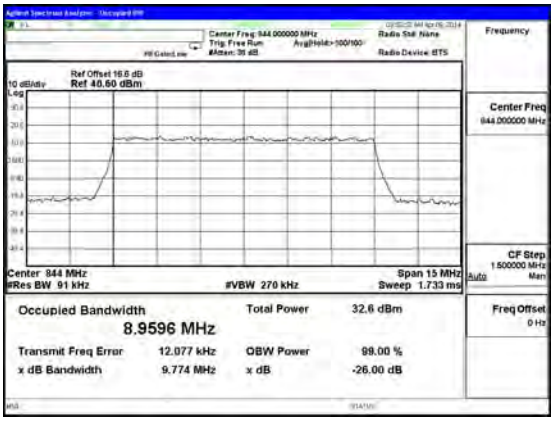 Band LTE5 10MHz OBW 16QAM High Channel FRB.gif	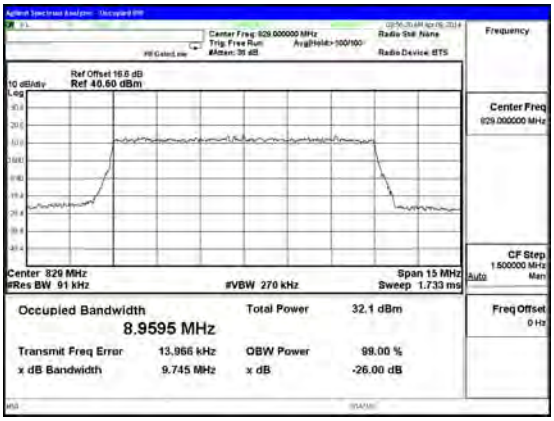 Band LTE5 10MHz OBW QPSK Low Channel FRB.gif

UL VERIFICATION SERVICES INC. FORM NO: FCC_24_22_27_90
47173 BENICIA STREET, FREMONT, CA 94538, USA TEL: (510) 771-1000 FAX: (510) 661-0888

This report shall not be reproduced except in full, without the written approval of UL Verification Services Inc.

Band LTE5 10MHz QPSK	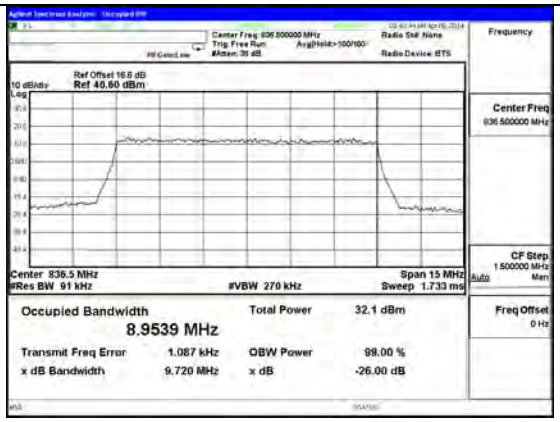 Band LTE5 10MHz OBW QPSK Mid Channel FRB.gif	 Band LTE5 10MHz OBW QPSK High Channel FRB.gif

Band LTE5 5MHz 16QAM	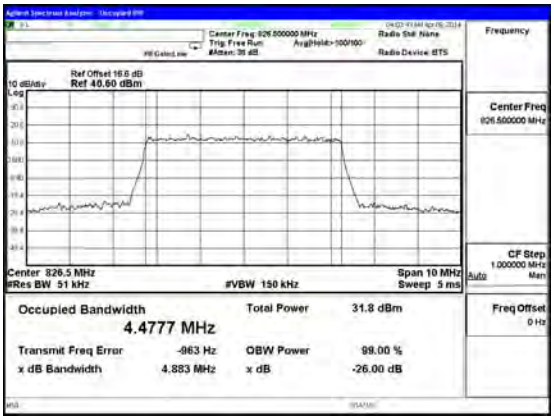 Band LTE5 5MHz OBW 16QAM Low Channel FRB.gif	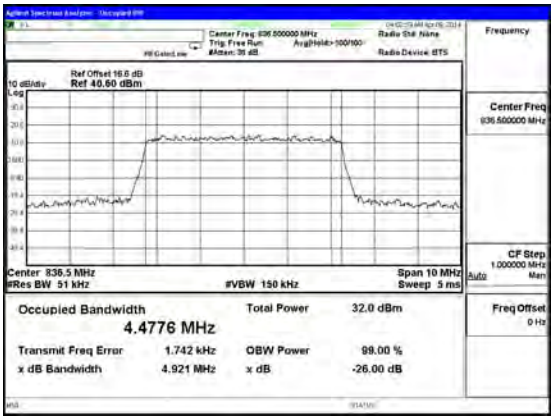 Band LTE5 5MHz OBW 16QAM Mid Channel FRB.gif

UL VERIFICATION SERVICES INC. FORM NO: FCC_24_22_27_90
47173 BENICIA STREET, FREMONT, CA 94538, USA TEL: (510) 771-1000 FAX: (510) 661-0888

This report shall not be reproduced except in full, without the written approval of UL Verification Services Inc.

Band LTE5 5MHz 16QAM	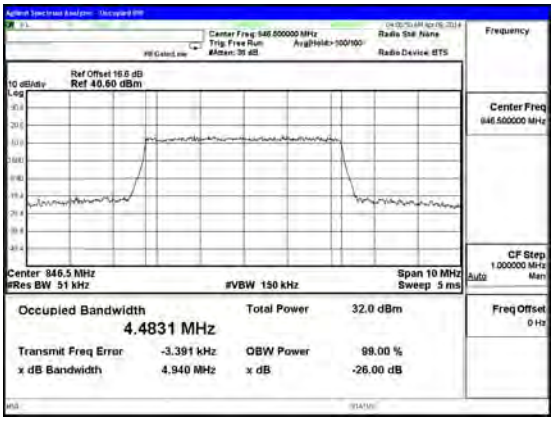 Band LTE5 5MHz OBW 16QAM High Channel FRB.gif	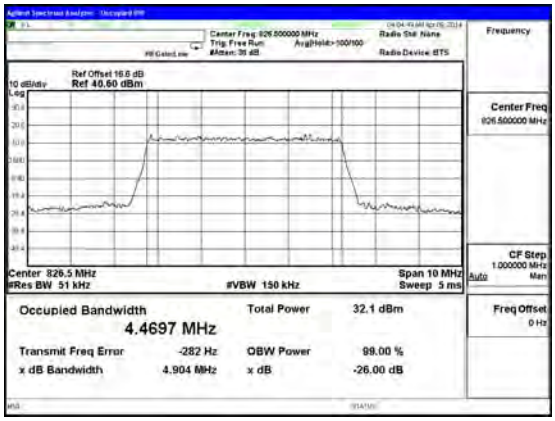 Band LTE5 5MHz OBW QPSK Low Channel FRB.gif
Band LTE5 5MHz QPSK	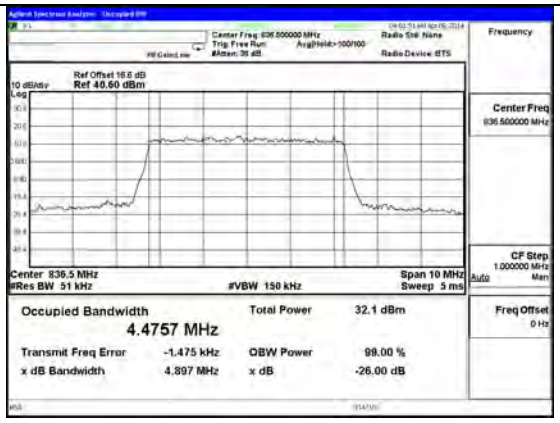 Band LTE5 5MHz OBW QPSK Mid Channel FRB.gif	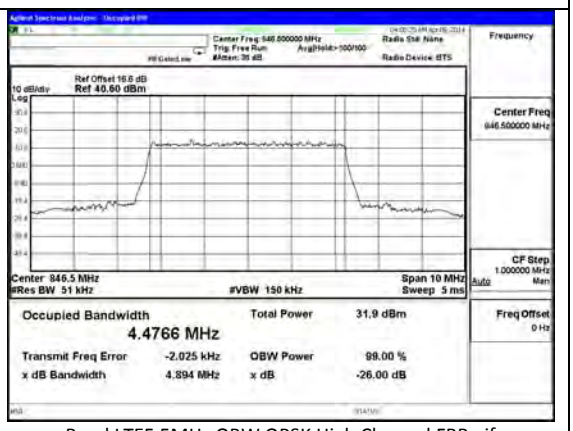 Band LTE5 5MHz OBW QPSK High Channel FRB.gif

UL VERIFICATION SERVICES INC. FORM NO: FCC_24_22_27_90
47173 BENICIA STREET, FREMONT, CA 94538, USA TEL: (510) 771-1000 FAX: (510) 661-0888

This report shall not be reproduced except in full, without the written approval of UL Verification Services Inc.

Band LTE5 3MHz 16QAM	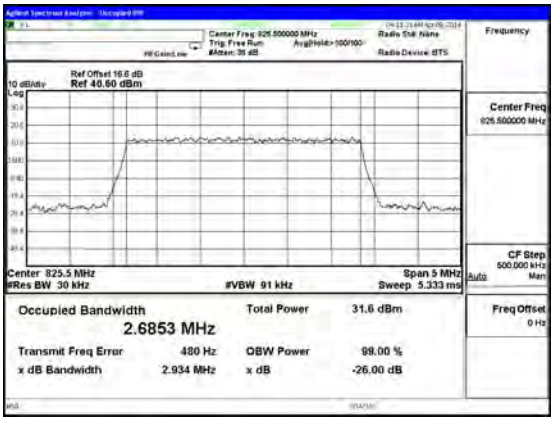 Band LTE5 3MHz OBW 16QAM Low Channel FRB.gif	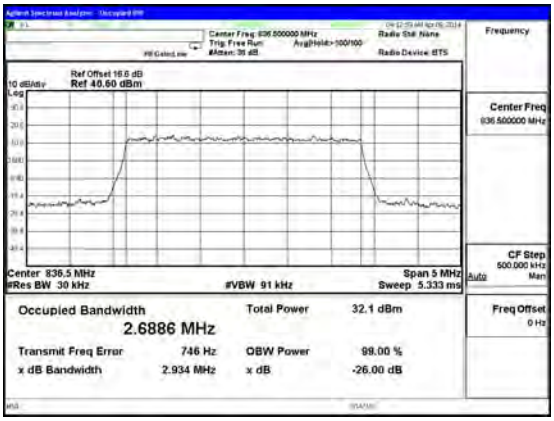 Band LTE5 3MHz OBW 16QAM Mid Channel FRB.gif
Band LTE5 3MHz 16QAM	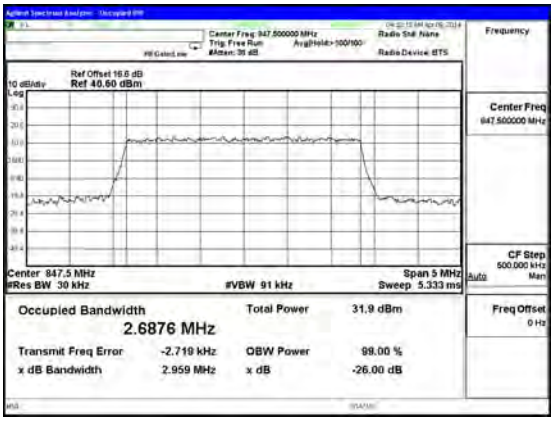 Band LTE5 3MHz OBW 16QAM High Channel FRB.gif	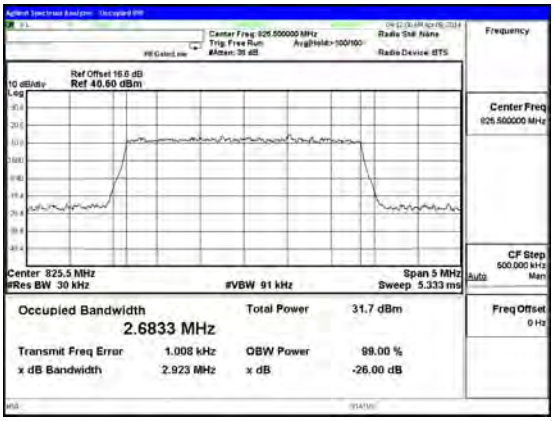 Band LTE5 3MHz OBW QPSK Low Channel FRB.gif

UL VERIFICATION SERVICES INC. FORM NO: FCC_24_22_27_90
47173 BENICIA STREET, FREMONT, CA 94538, USA TEL: (510) 771-1000 FAX: (510) 661-0888

This report shall not be reproduced except in full, without the written approval of UL Verification Services Inc.

Band LTE5 3MHz QPSK	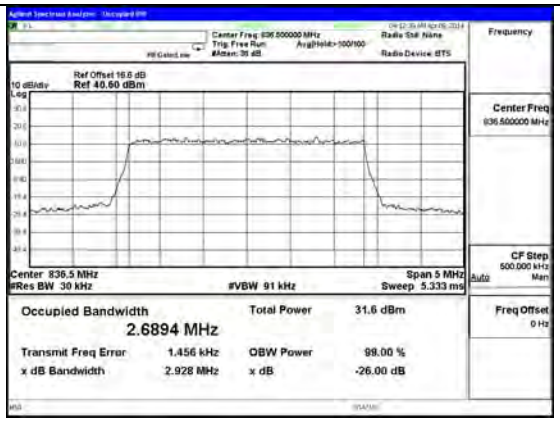 Band LTE5 3MHz OBW QPSK Mid Channel FRB.gif	 Band LTE5 3MHz OBW QPSK High Channel FRB.gif

Band LTE5 1.4MHz 16QAM	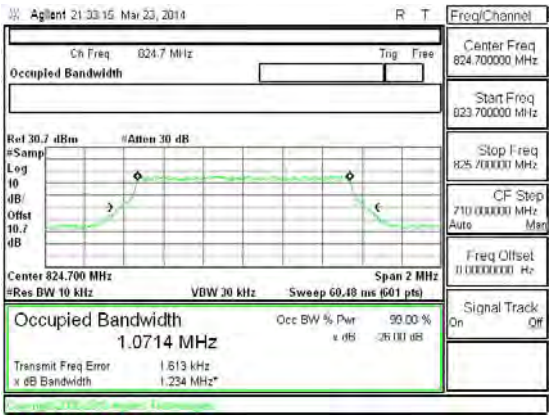 Band LTE5 1.4MHz OBW 16QAM Low Channel FRB.gif	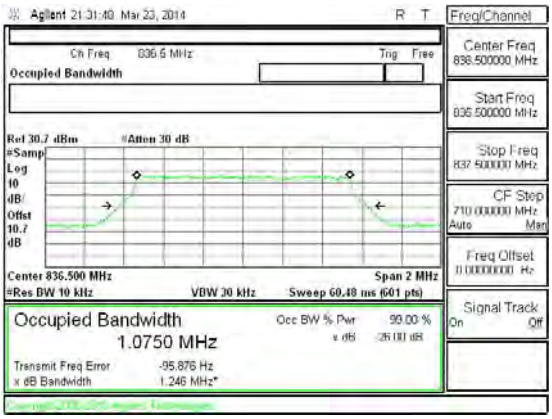 Band LTE5 1.4MHz OBW 16QAM Mid Channel FRB.gif

UL VERIFICATION SERVICES INC. FORM NO: FCC_24_22_27_90
47173 BENICIA STREET, FREMONT, CA 94538, USA TEL: (510) 771-1000 FAX: (510) 661-0888

This report shall not be reproduced except in full, without the written approval of UL Verification Services Inc.

Band LTE5 1.4MHz 16QAM	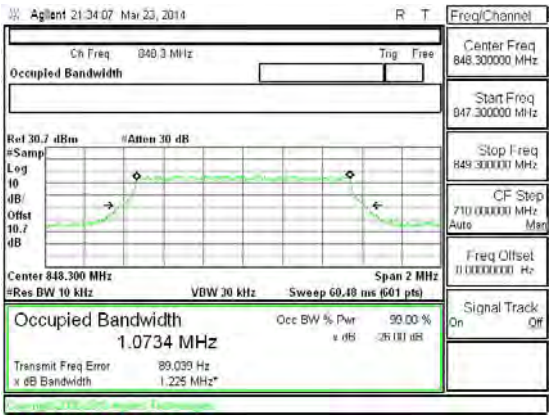 Band LTE5 1.4MHz OBW 16QAM High Channel FRB.gif	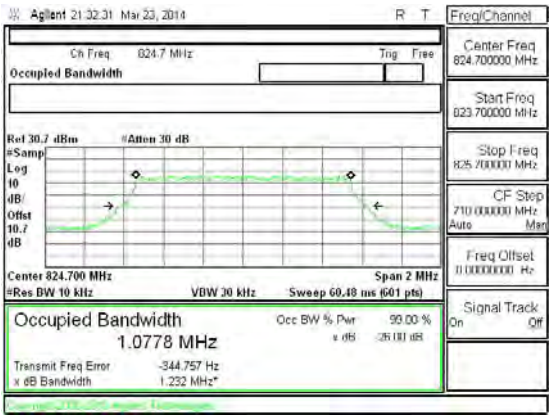 Band LTE5 1.4MHz OBW QPSK Low Channel FRB.gif
Band LTE5 1.4MHz QPSK	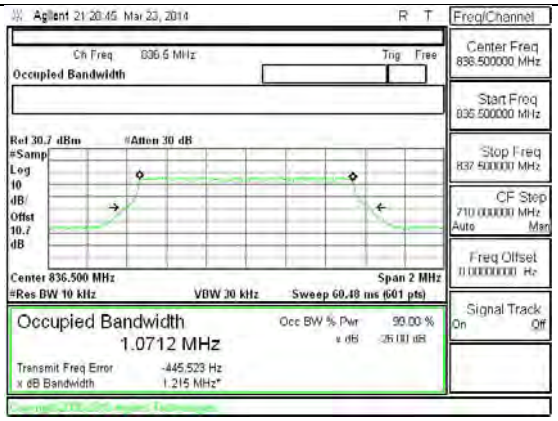 Band LTE5 1.4MHz OBW QPSK Mid Channel FRB.gif	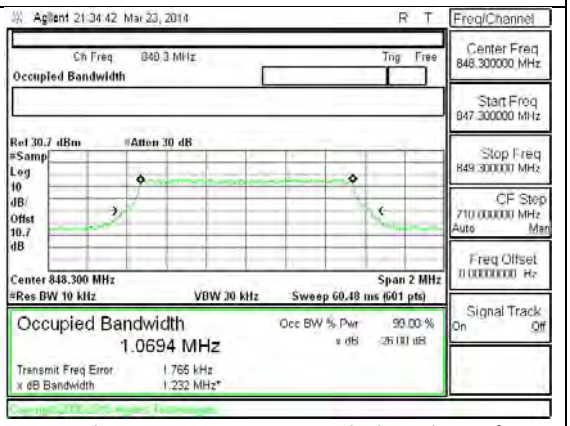 Band LTE5 1.4MHz OBW QPSK High Channel FRB.gif

UL VERIFICATION SERVICES INC. FORM NO: FCC_24_22_27_90
47173 BENICIA STREET, FREMONT, CA 94538, USA TEL: (510) 771-1000 FAX: (510) 661-0888

This report shall not be reproduced except in full, without the written approval of UL Verification Services Inc.

Band Band 2 HSDPA	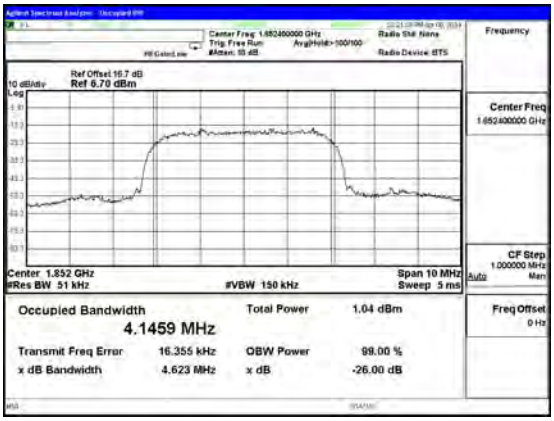 Band WCDMA B2 HSDPA OBW	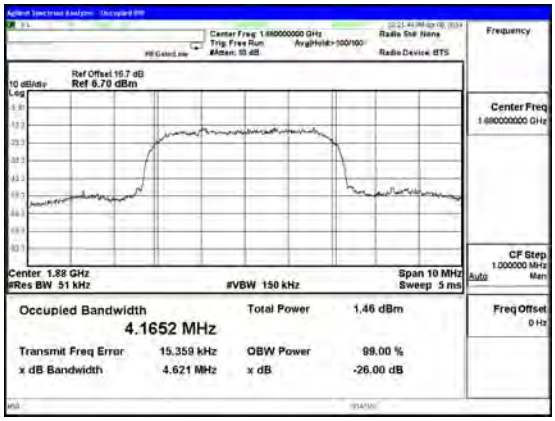 Band WCDMA B2 HSDPA OBW
Band Band 2 HSDPA	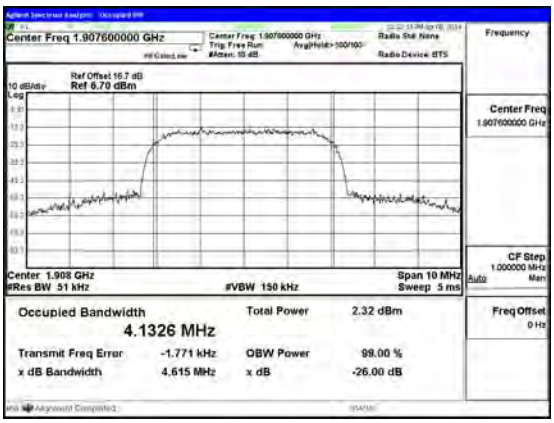 Band WCDMA B2 HSDPA OBW	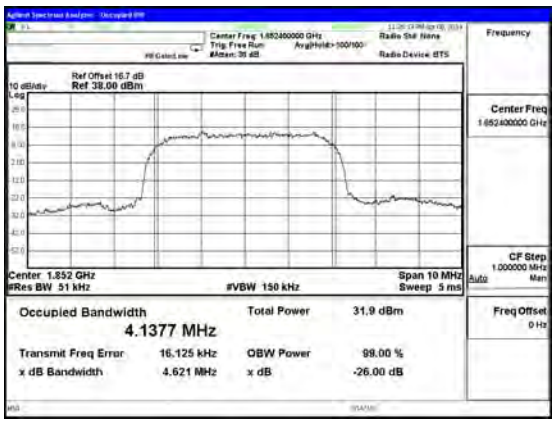 Band WCDMA B2 REL99 OBW

UL VERIFICATION SERVICES INC. FORM NO: FCC_24_22_27_90
47173 BENICIA STREET, FREMONT, CA 94538, USA TEL: (510) 771-1000 FAX: (510) 661-0888

This report shall not be reproduced except in full, without the written approval of UL Verification Services Inc.

Band Band 2 REL99	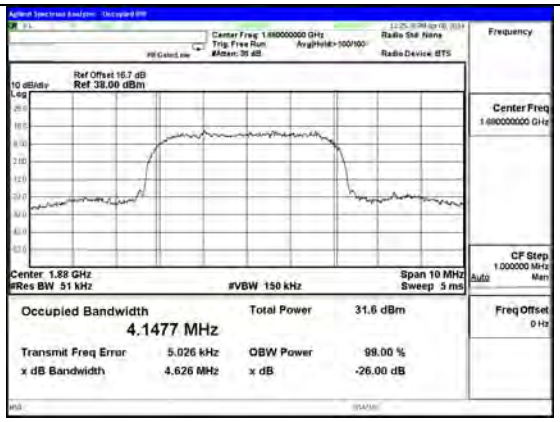 Band WCDMA B2 REL99 OBW	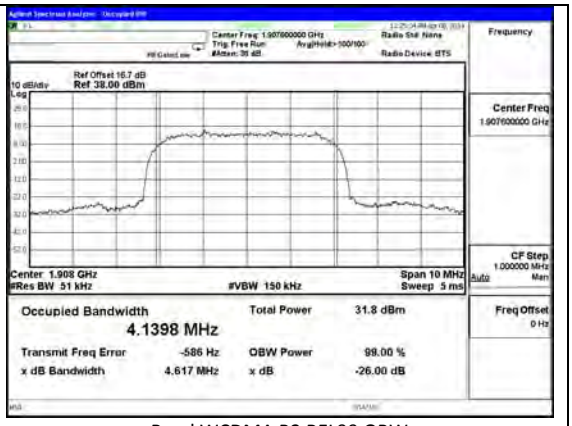 Band WCDMA B2 REL99 OBW

Band Band 5 HSDPA	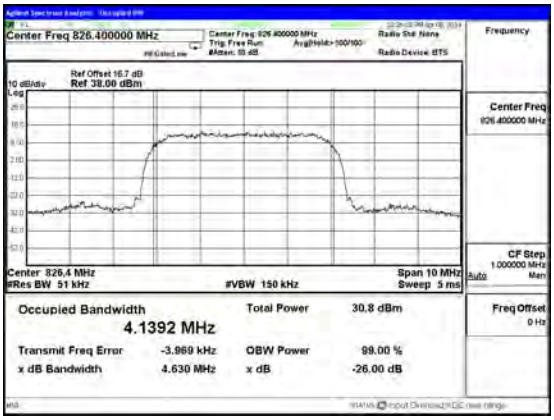 Band WCDMA B5 HSDPA OBW	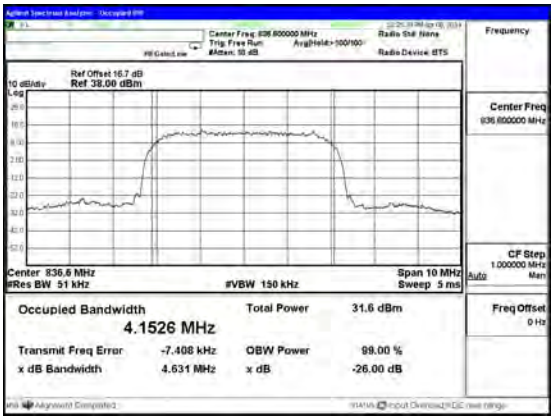 Band WCDMA B5 HSDPA OBW

UL VERIFICATION SERVICES INC. FORM NO: FCC_24_22_27_90
47173 BENICIA STREET, FREMONT, CA 94538, USA TEL: (510) 771-1000 FAX: (510) 661-0888

This report shall not be reproduced except in full, without the written approval of UL Verification Services Inc.

Band Band 5 HSDPA	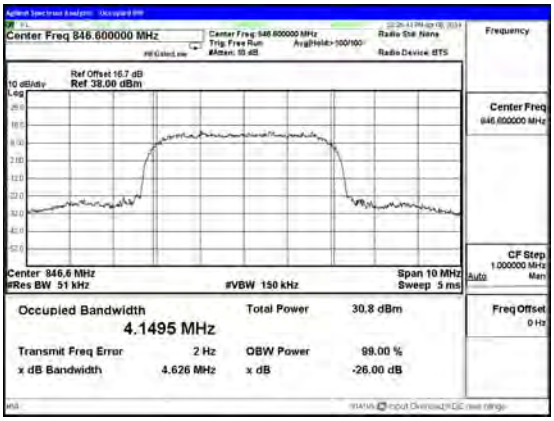 Band WCDMA B5 HSDPA OBW	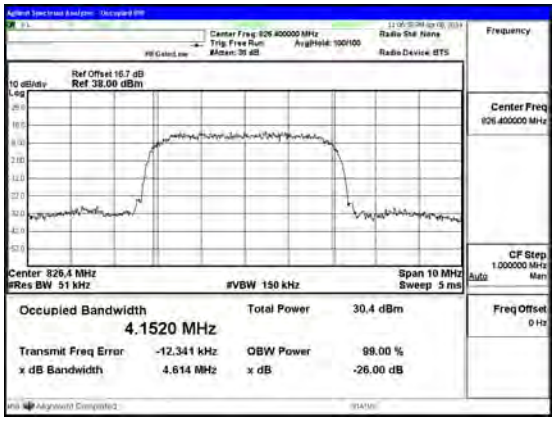 Band WCDMA B5 REL99 OBW
Band Band 5 REL99	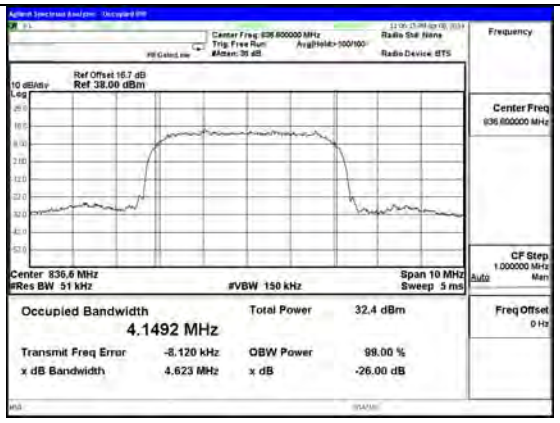 Band WCDMA B5 REL99 OBW	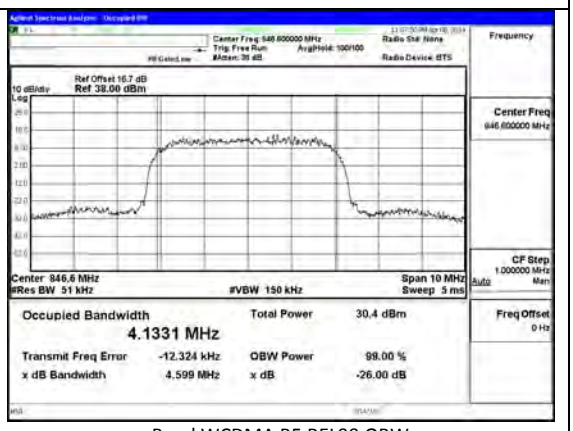 Band WCDMA B5 REL99 OBW

UL VERIFICATION SERVICES INC. FORM NO: FCC_24_22_27_90
47173 BENICIA STREET, FREMONT, CA 94538, USA TEL: (510) 771-1000 FAX: (510) 661-0888

This report shall not be reproduced except in full, without the written approval of UL Verification Services Inc.

Band GSM1900 GPRS	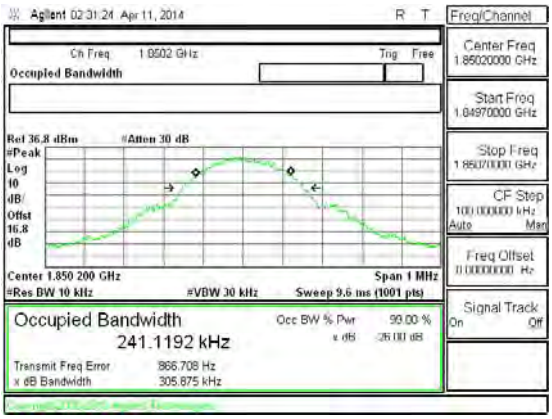 Band GSM1900 GPRS OBW Low channel	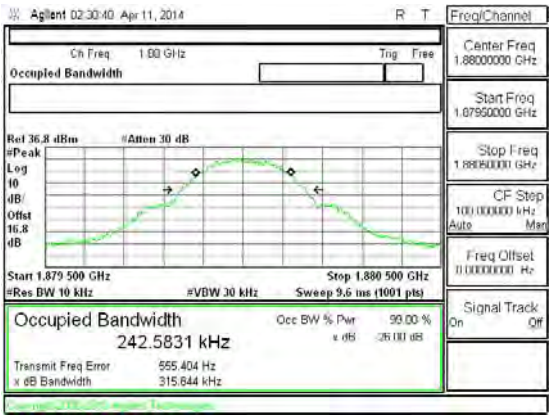 Band GSM1900 GPRS OBW Mid channel
Band GSM1900 GPRS	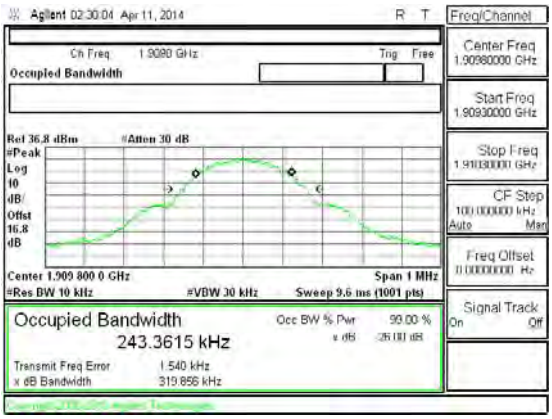 Band GSM1900 GPRS OBW High channel	

This report shall not be reproduced except in full, without the written approval of UL Verification Services Inc.

10.2. BAND EDGE EMISSIONS

RULE PART(S)

FCC: §22.359, §24.238 and § 27

LIMITS

The power of any emission outside of the authorized operating frequency ranges must be attenuated below the transmitting power (P) by a factor of at least 43 + 10 log (P) dB.

TEST PROCEDURE

Per KDB 971168 D01 Power Meas License Digital Systems v02r01
The transmitter output was connected to an Agilent 8960 or a CMW500 Test Set and configured to operate at maximum power. The band edge emissions were measured at the required operating frequencies in each band on the Spectrum Analyzer.

RESULTS

UL VERIFICATION SERVICES INC. FORM NO: FCC_24_22_27_90
47173 BENICIA STREET, FREMONT, CA 94538, USA TEL: (510) 771-1000 FAX: (510) 661-0888

This report shall not be reproduced except in full, without the written approval of UL Verification Services Inc.

10.2.1. BAND EDGE PLOTS

Band LTE17 10MHz 16QAM	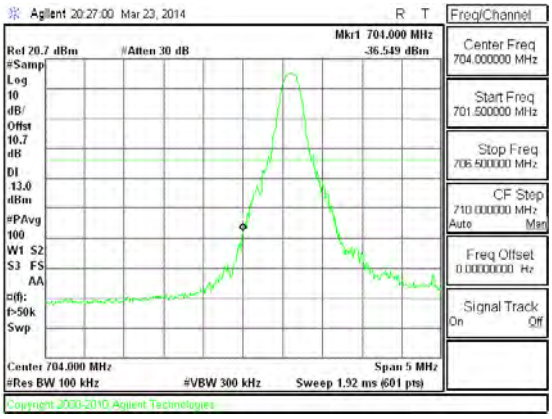 Band LTE17 10MHz CBE 16QAM Low Channel 1RB.gif	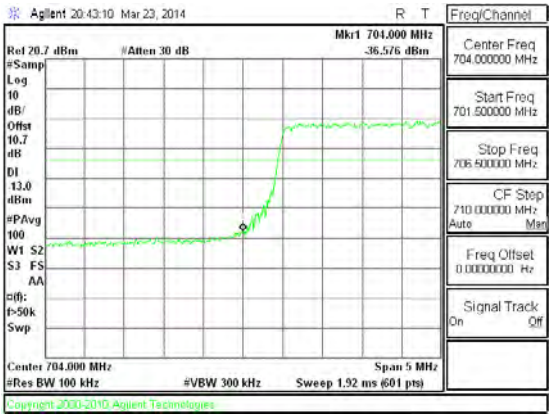 Band LTE17 10MHz CBE 16QAM Low Channel FRB.gif
Band LTE17 10MHz 16QAM	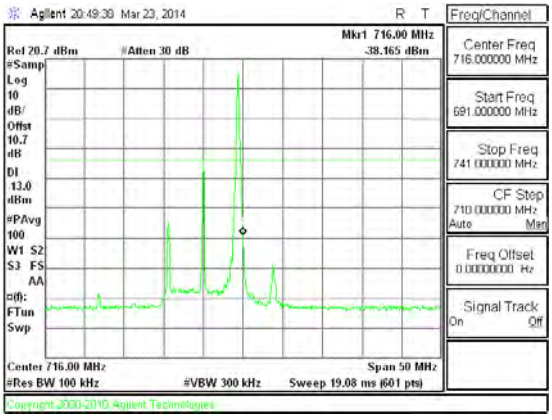 Band LTE17 10MHz CBE 16QAM High Channel 1RB.gif	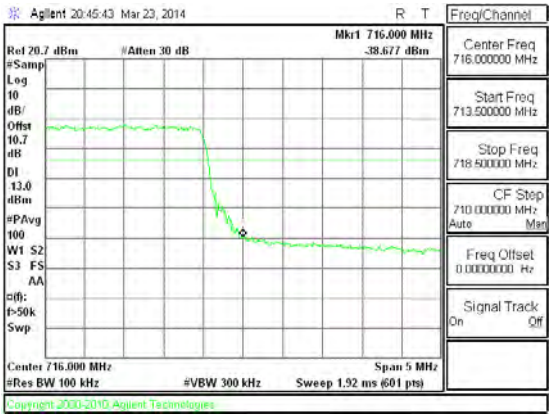 Band LTE17 10MHz CBE 16QAM High Channel FRB.gif

UL VERIFICATION SERVICES INC. FORM NO: FCC_24_22_27_90
47173 BENICIA STREET, FREMONT, CA 94538, USA TEL: (510) 771-1000 FAX: (510) 661-0888

This report shall not be reproduced except in full, without the written approval of UL Verification Services Inc.

Band LTE17 10MHz QPSK	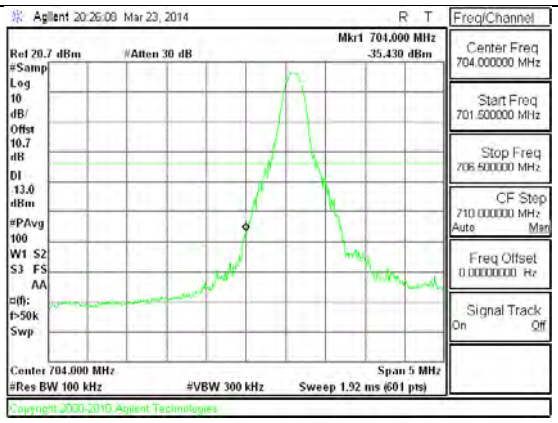 Band LTE17 10MHz CBE QPSK Low Channel 1RB.gif	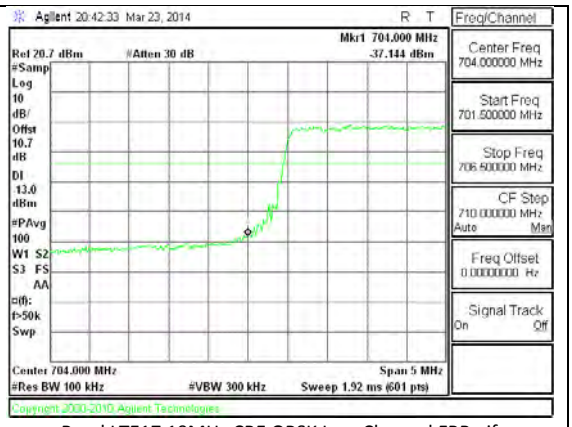 Band LTE17 10MHz CBE QPSK Low Channel FRB.gif
Band LTE17 10MHz QPSK	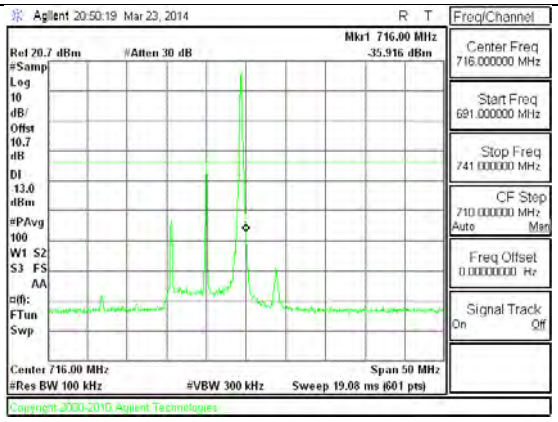 Band LTE17 10MHz CBE QPSK High Channel 1RB.gif	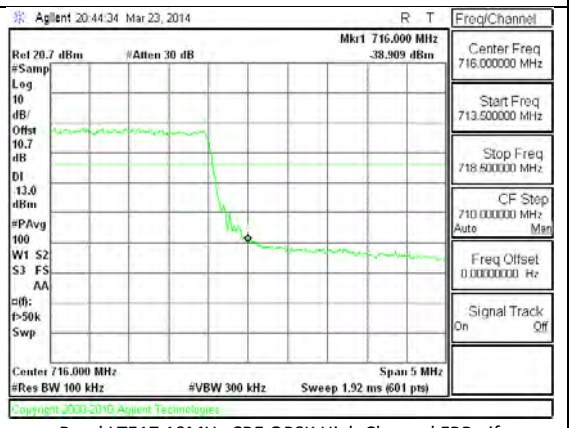 Band LTE17 10MHz CBE QPSK High Channel FRB.gif

UL VERIFICATION SERVICES INC. FORM NO: FCC_24_22_27_90
47173 BENICIA STREET, FREMONT, CA 94538, USA TEL: (510) 771-1000 FAX: (510) 661-0888

This report shall not be reproduced except in full, without the written approval of UL Verification Services Inc.

Band LTE17 5MHz 16QAM	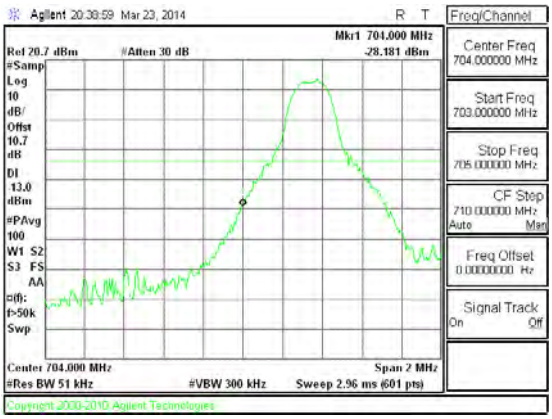 Band LTE17 5MHz CBE 16QAM Low Channel 1RB.gif	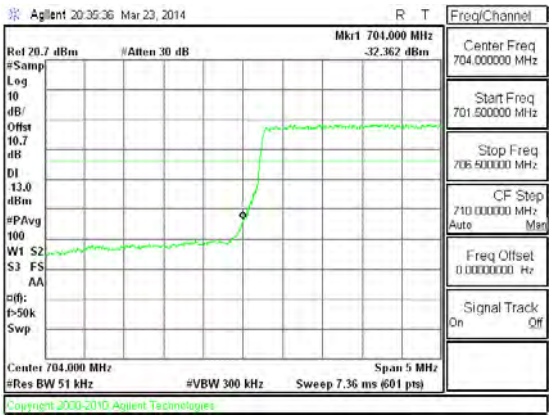 Band LTE17 5MHz CBE 16QAM Low Channel FRB.gif
Band LTE17 5MHz 16QAM	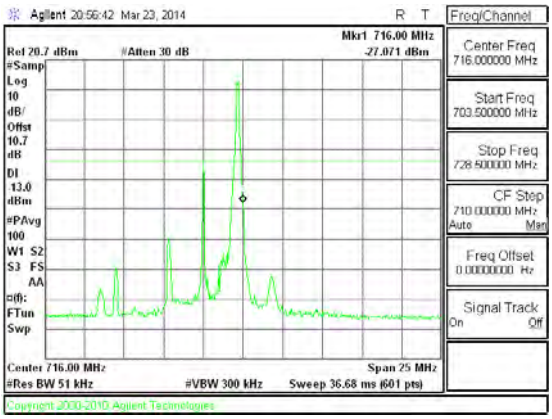 Band LTE17 5MHz CBE 16QAM High Channel 1RB.gif	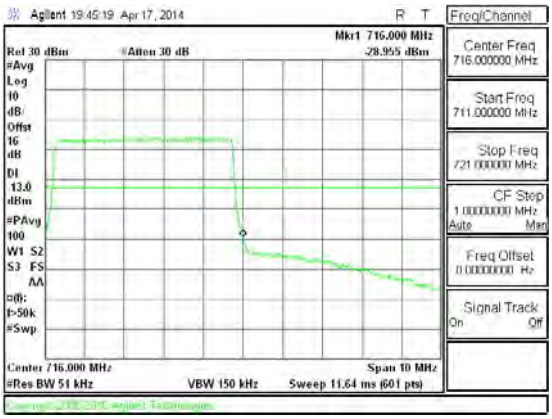 Band LTE17 5MHz CBE 16QAM High Channel FRB.gif

UL VERIFICATION SERVICES INC. FORM NO: FCC_24_22_27_90
47173 BENICIA STREET, FREMONT, CA 94538, USA TEL: (510) 771-1000 FAX: (510) 661-0888

This report shall not be reproduced except in full, without the written approval of UL Verification Services Inc.

Band LTE17 5MHz QPSK	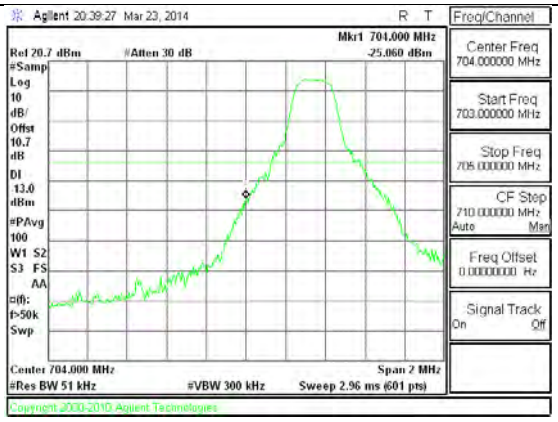 Band LTE17 5MHz CBE QPSK Low Channel 1RB.gif	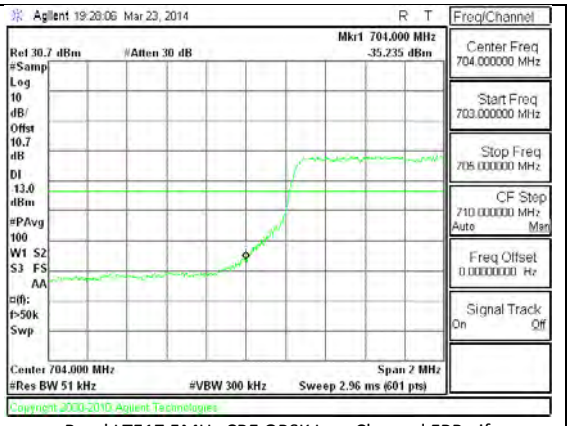 Band LTE17 5MHz CBE QPSK Low Channel FRB.gif
Band LTE17 5MHz QPSK	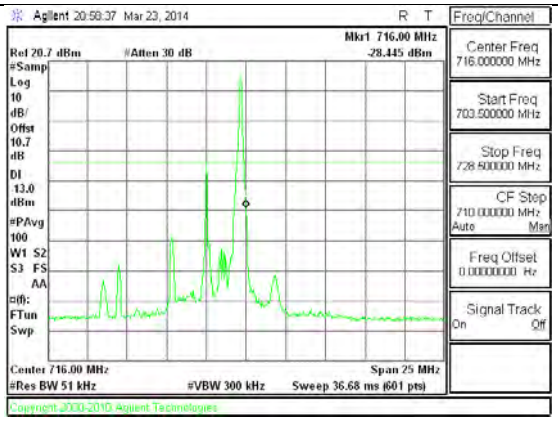 Band LTE17 5MHz CBE QPSK High Channel 1RB.gif	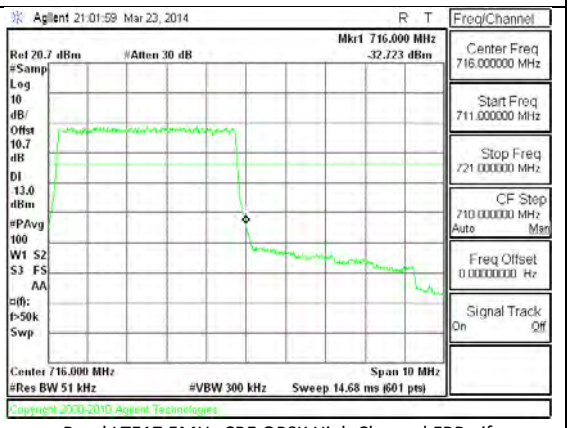 Band LTE17 5MHz CBE QPSK High Channel FRB.gif

UL VERIFICATION SERVICES INC. FORM NO: FCC_24_22_27_90
47173 BENICIA STREET, FREMONT, CA 94538, USA TEL: (510) 771-1000 FAX: (510) 661-0888

This report shall not be reproduced except in full, without the written approval of UL Verification Services Inc.

Band LTE5 10MHz 16QAM	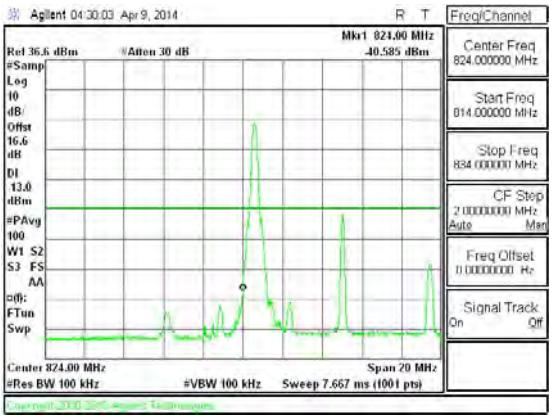 Band LTE5 10MHz CBE 16QAM Low Channel 1RB.gif	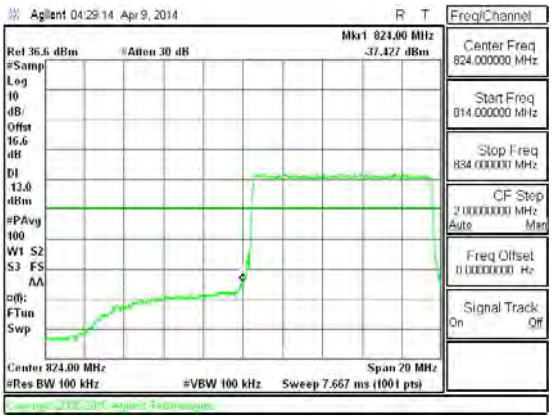 Band LTE5 10MHz CBE 16QAM Low Channel FRB.gif
Band LTE5 10MHz 16QAM	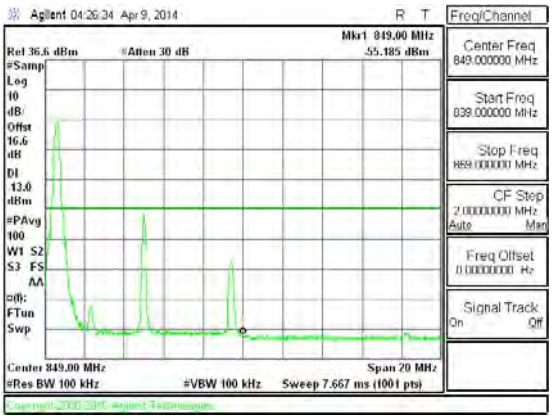 Band LTE5 10MHz CBE 16QAM High Channel 1RB.gif	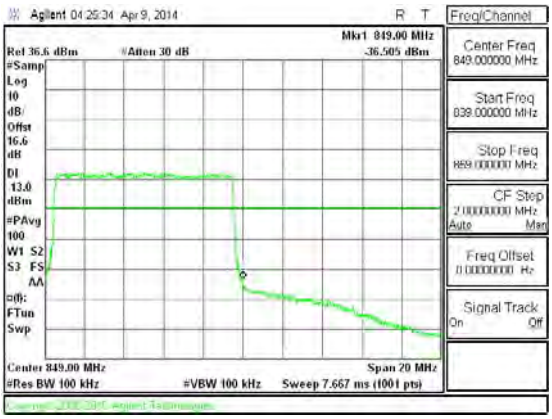 Band LTE5 10MHz CBE 16QAM High Channel FRB.gif

UL VERIFICATION SERVICES INC. FORM NO: FCC_24_22_27_90
47173 BENICIA STREET, FREMONT, CA 94538, USA TEL: (510) 771-1000 FAX: (510) 661-0888

This report shall not be reproduced except in full, without the written approval of UL Verification Services Inc.

Band LTE5 10MHz QPSK	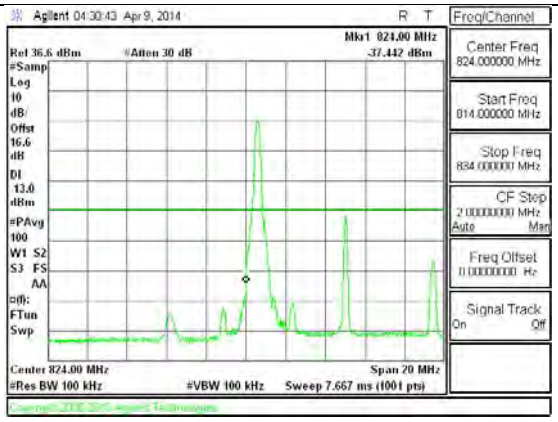 Band LTE5 10MHz CBE QPSK Low Channel 1RB.gif	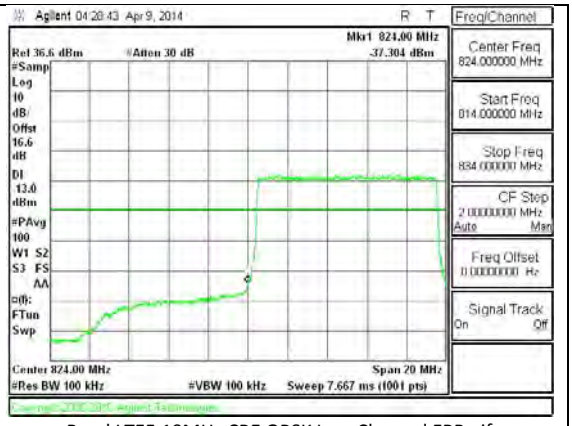 Band LTE5 10MHz CBE QPSK Low Channel FRB.gif
Band LTE5 10MHz QPSK	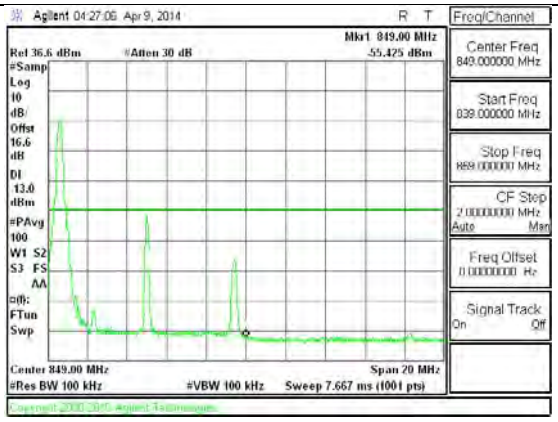 Band LTE5 10MHz CBE QPSK High Channel 1RB.gif	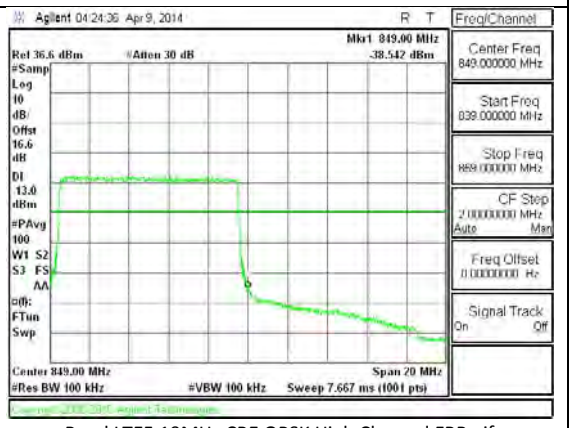 Band LTE5 10MHz CBE QPSK High Channel FRB.gif

UL VERIFICATION SERVICES INC. FORM NO: FCC_24_22_27_90
47173 BENICIA STREET, FREMONT, CA 94538, USA TEL: (510) 771-1000 FAX: (510) 661-0888

This report shall not be reproduced except in full, without the written approval of UL Verification Services Inc.

Band LTE5 5MHz 16QAM	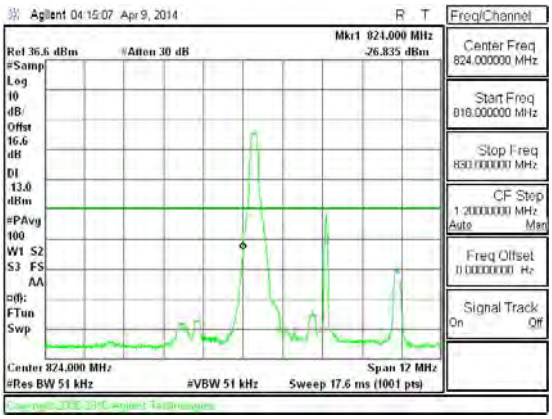 Band LTE5 5MHz CBE 16QAM Low Channel 1RB.gif	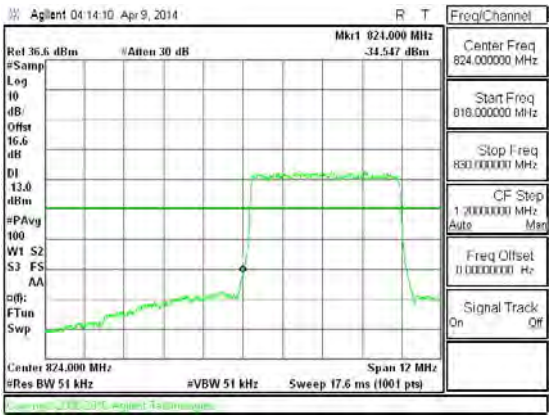 Band LTE5 5MHz CBE 16QAM Low Channel FRB.gif
Band LTE5 5MHz 16QAM	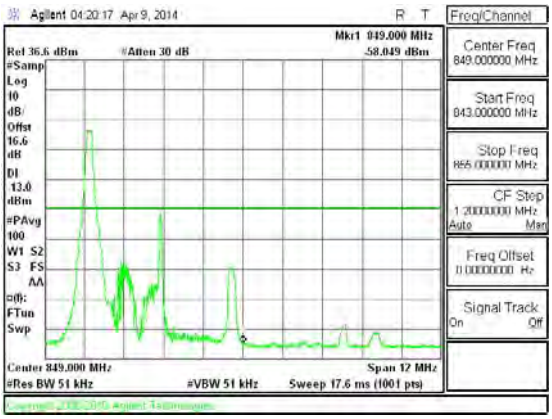 Band LTE5 5MHz CBE 16QAM High Channel 1RB.gif	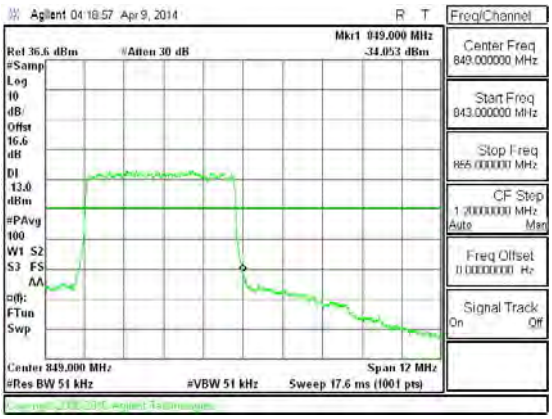 Band LTE5 5MHz CBE 16QAM High Channel FRB.gif

UL VERIFICATION SERVICES INC. FORM NO: FCC_24_22_27_90
47173 BENICIA STREET, FREMONT, CA 94538, USA TEL: (510) 771-1000 FAX: (510) 661-0888

This report shall not be reproduced except in full, without the written approval of UL Verification Services Inc.

Band LTE5 5MHz QPSK	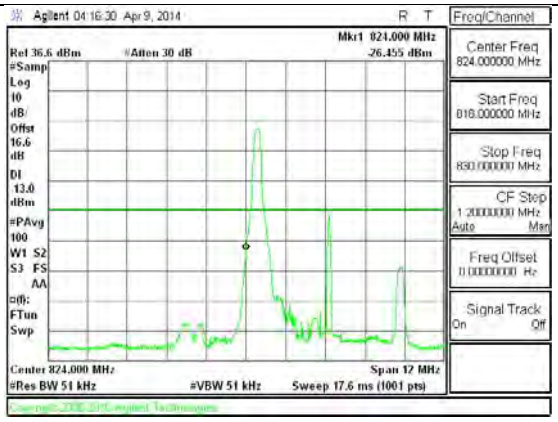 Band LTE5 5MHz CBE QPSK Low Channel 1RB.gif	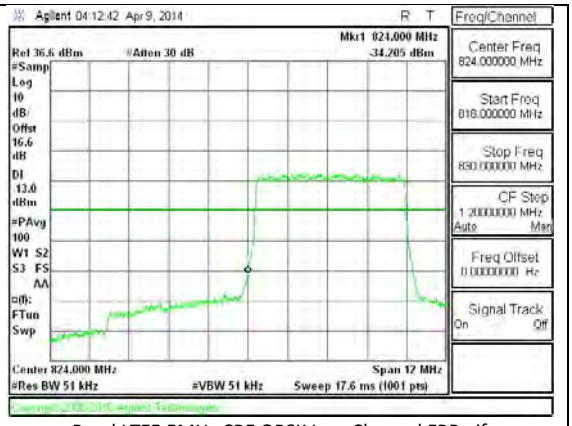 Band LTE5 5MHz CBE QPSK Low Channel FRB.gif
Band LTE5 5MHz QPSK	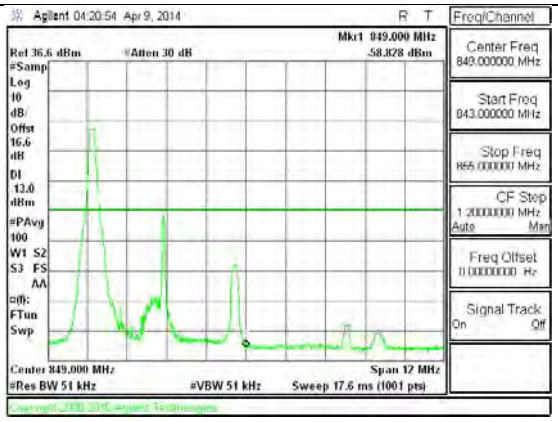 Band LTE5 5MHz CBE QPSK High Channel 1RB.gif	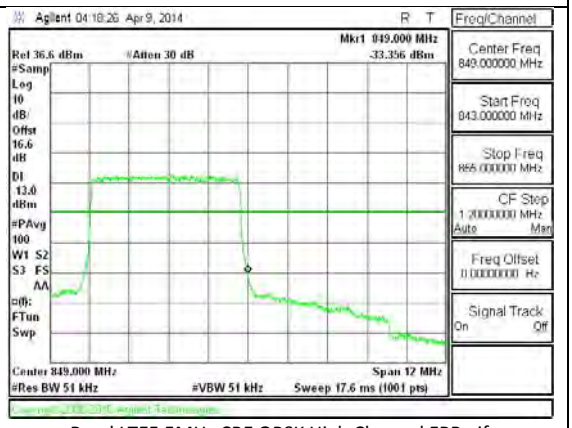 Band LTE5 5MHz CBE QPSK High Channel FRB.gif

UL VERIFICATION SERVICES INC. FORM NO: FCC_24_22_27_90
47173 BENICIA STREET, FREMONT, CA 94538, USA TEL: (510) 771-1000 FAX: (510) 661-0888

This report shall not be reproduced except in full, without the written approval of UL Verification Services Inc.

Band LTE5 3MHz 16QAM	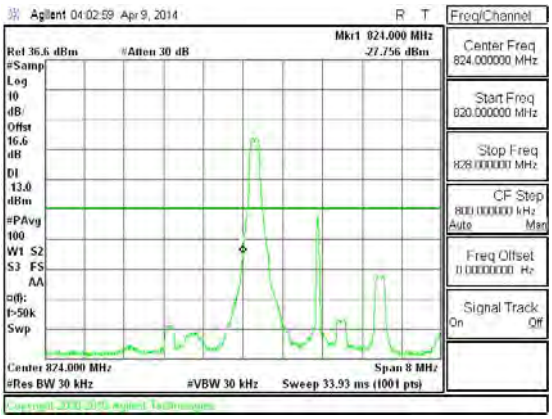 Band LTE5 3MHz CBE 16QAM Low Channel 1RB.gif	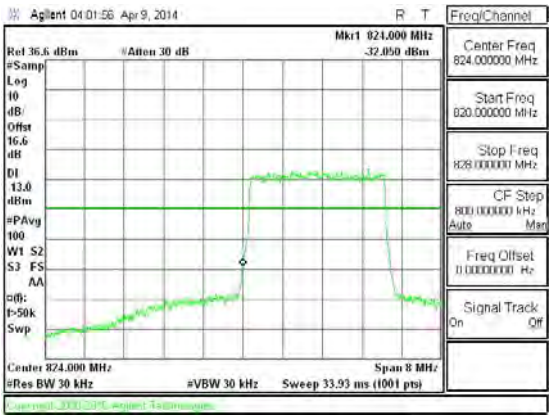 Band LTE5 3MHz CBE 16QAM Low Channel FRB.gif
Band LTE5 3MHz 16QAM	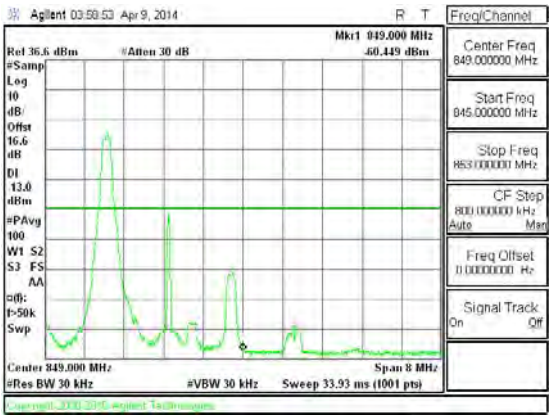 Band LTE5 3MHz CBE 16QAM High Channel 1RB.gif	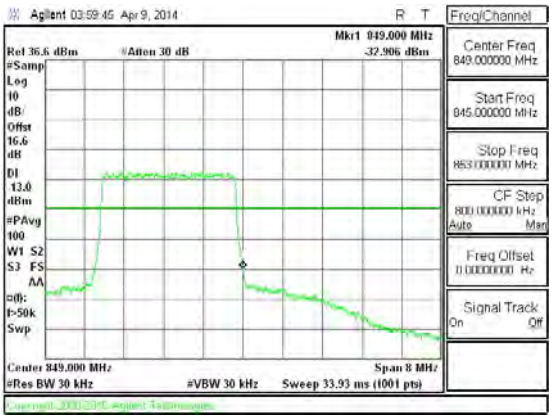 Band LTE5 3MHz CBE 16QAM High Channel FRB.gif

UL VERIFICATION SERVICES INC. FORM NO: FCC_24_22_27_90
47173 BENICIA STREET, FREMONT, CA 94538, USA TEL: (510) 771-1000 FAX: (510) 661-0888

This report shall not be reproduced except in full, without the written approval of UL Verification Services Inc.

Band LTE5 3MHz QPSK	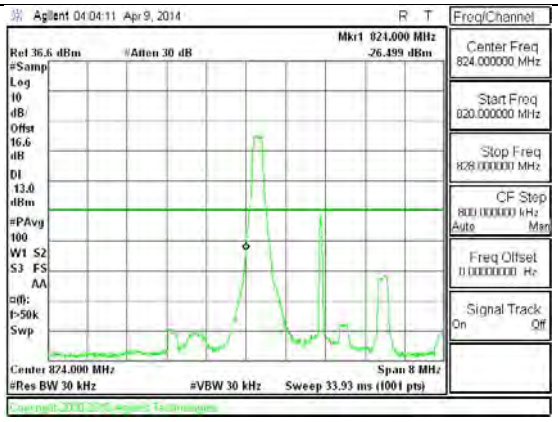 Band LTE5 3MHz CBE QPSK Low Channel 1RB.gif	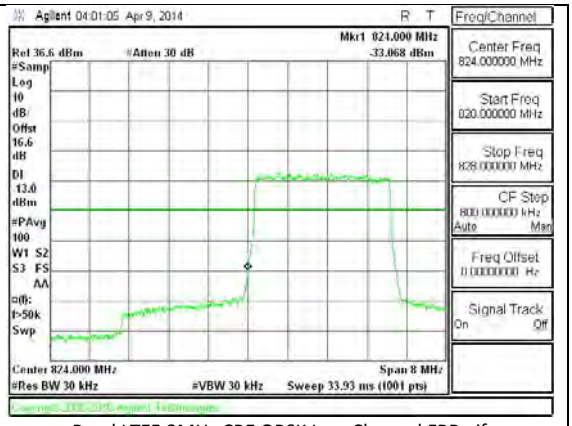 Band LTE5 3MHz CBE QPSK Low Channel FRB.gif
Band LTE5 3MHz QPSK	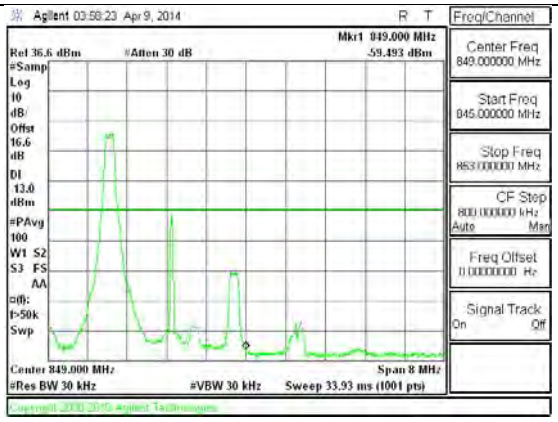 Band LTE5 3MHz CBE QPSK High Channel 1RB.gif	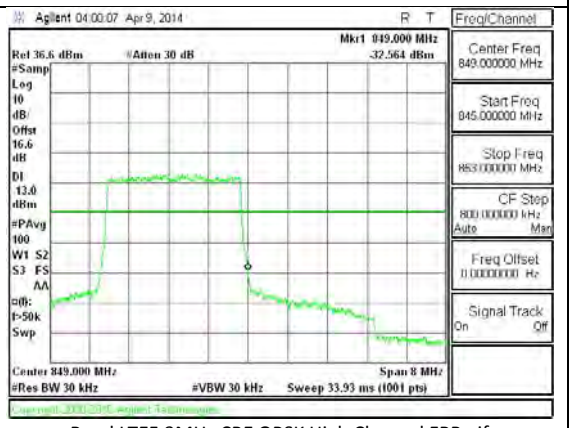 Band LTE5 3MHz CBE QPSK High Channel FRB.gif

UL VERIFICATION SERVICES INC. FORM NO: FCC_24_22_27_90
47173 BENICIA STREET, FREMONT, CA 94538, USA TEL: (510) 771-1000 FAX: (510) 661-0888

This report shall not be reproduced except in full, without the written approval of UL Verification Services Inc.

Band LTE5 1.4MHz 16QAM	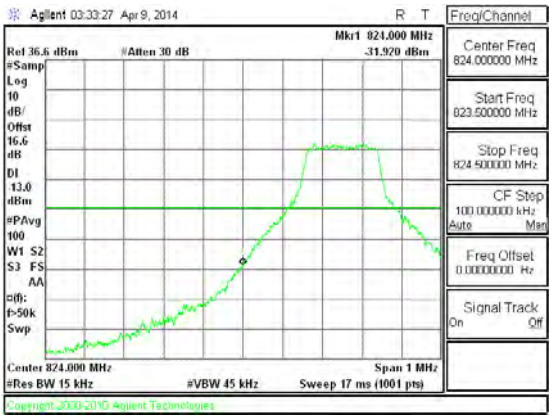 Band LTE5 1.4MHz CBE 16QAM Low Channel 1RB.gif	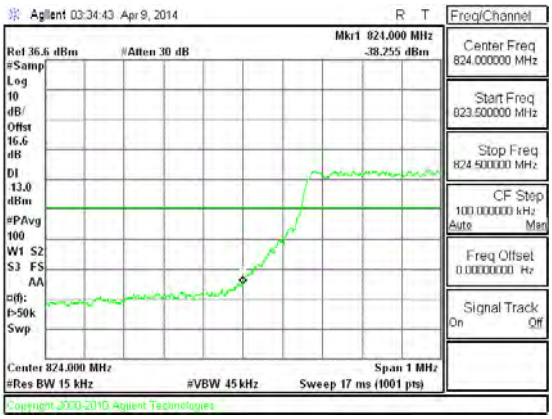 Band LTE5 1.4MHz CBE 16QAM Low Channel FRB.gif
Band LTE5 1.4MHz 16QAM	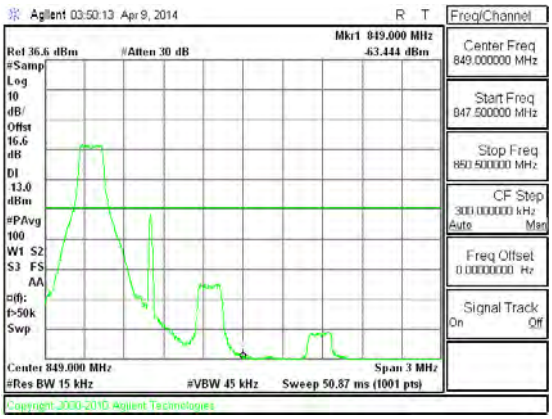 Band LTE5 1.4MHz CBE 16QAM High Channel 1RB.gif	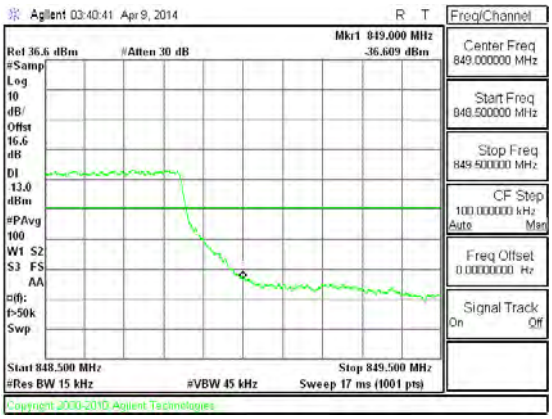 Band LTE5 1.4MHz CBE 16QAM High Channel FRB.gif

UL VERIFICATION SERVICES INC. FORM NO: FCC_24_22_27_90
47173 BENICIA STREET, FREMONT, CA 94538, USA TEL: (510) 771-1000 FAX: (510) 661-0888

This report shall not be reproduced except in full, without the written approval of UL Verification Services Inc.

Band LTE5 1.4MHz QPSK	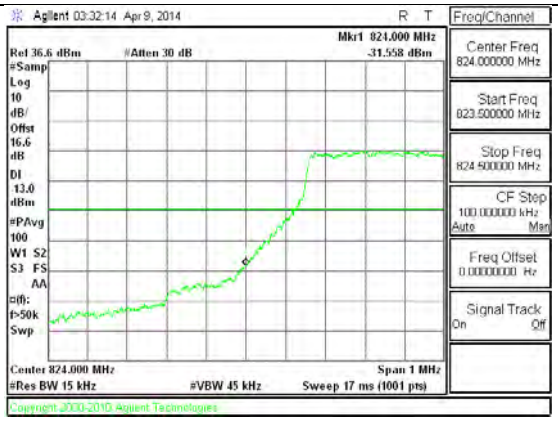 Band LTE5 1.4MHz CBE QPSK Low Channel 1RB.gif	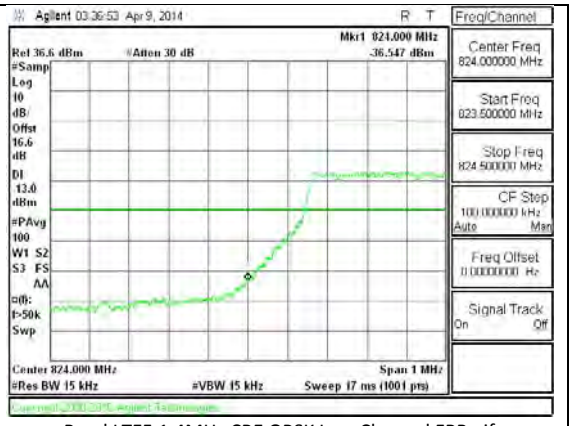 Band LTE5 1.4MHz CBE QPSK Low Channel FRB.gif
Band LTE5 1.4MHz QPSK	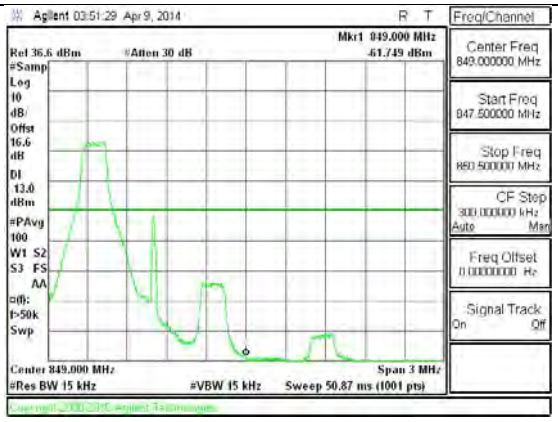 Band LTE5 1.4MHz CBE QPSK High Channel 1RB.gif	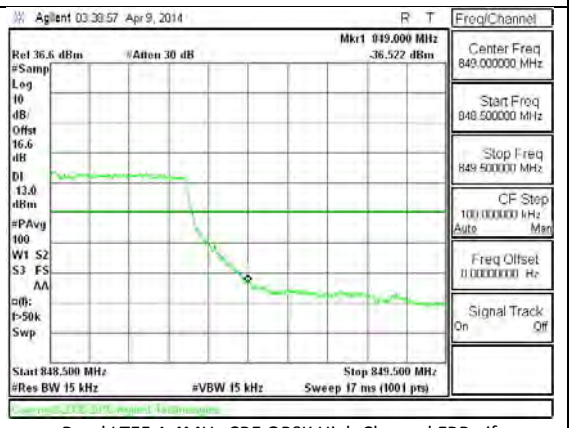 Band LTE5 1.4MHz CBE QPSK High Channel FRB.gif

UL VERIFICATION SERVICES INC. FORM NO: FCC_24_22_27_90
47173 BENICIA STREET, FREMONT, CA 94538, USA TEL: (510) 771-1000 FAX: (510) 661-0888

This report shall not be reproduced except in full, without the written approval of UL Verification Services Inc.

Band Band 2 HSDPA	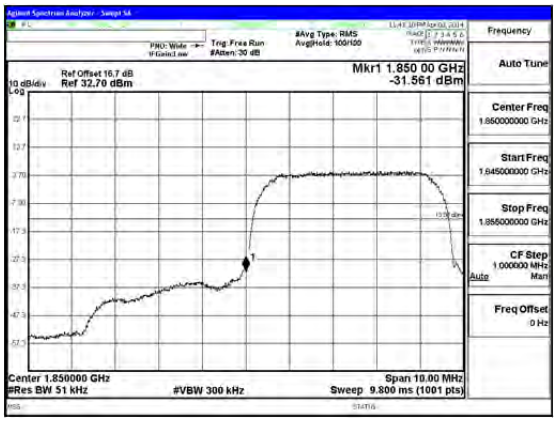 Band WCDMA B2 HSDPA CBE	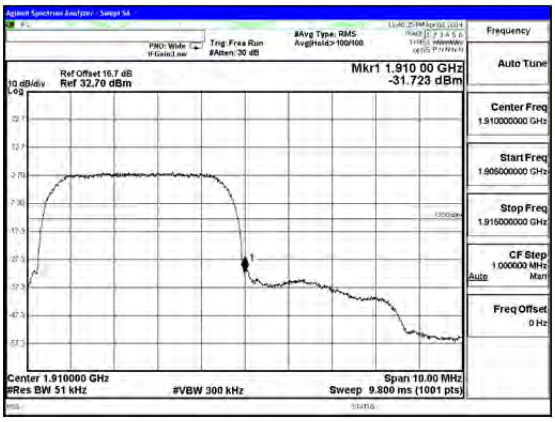 Band WCDMA B2 HSDPA CBE
Band Band 2 REL99	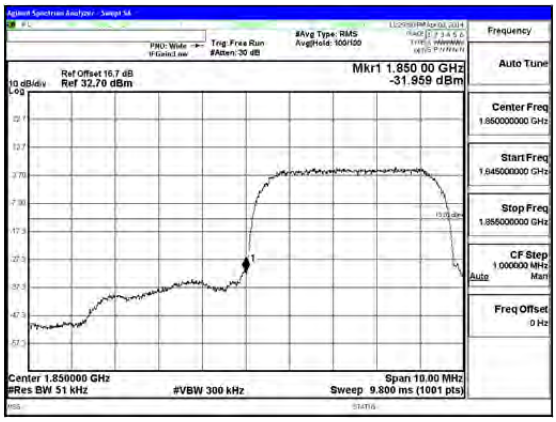 Band WCDMA B2 REL99 CBE	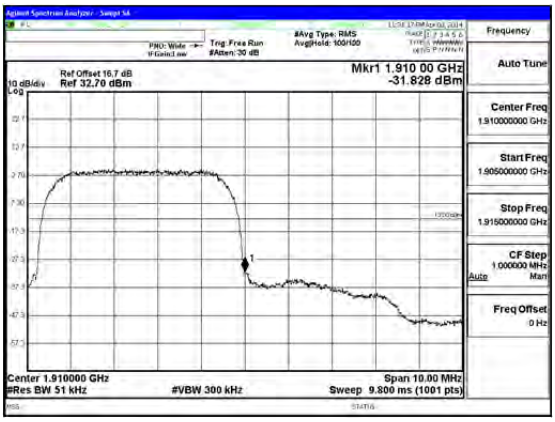 Band WCDMA B2 REL99 CBE

UL VERIFICATION SERVICES INC. FORM NO: FCC_24_22_27_90
47173 BENICIA STREET, FREMONT, CA 94538, USA TEL: (510) 771-1000 FAX: (510) 661-0888

This report shall not be reproduced except in full, without the written approval of UL Verification Services Inc.

Band Band 5 HSDPA	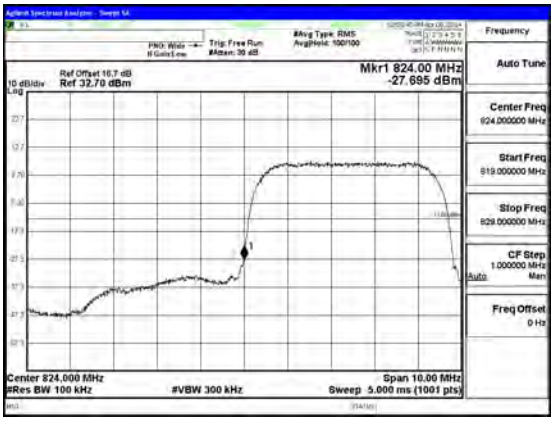 Band WCDMA B5 HSDPA CBE	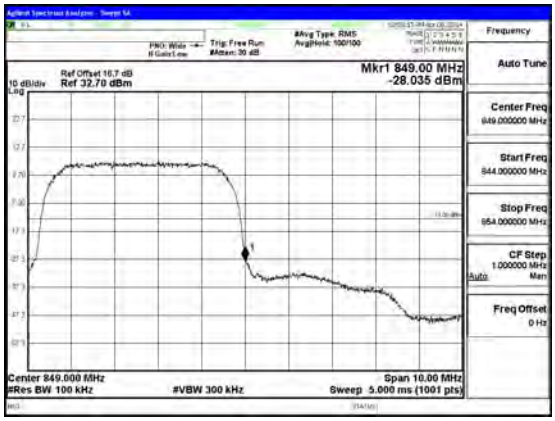 Band WCDMA B5 HSDPA CBE
Band Band 5 REL99	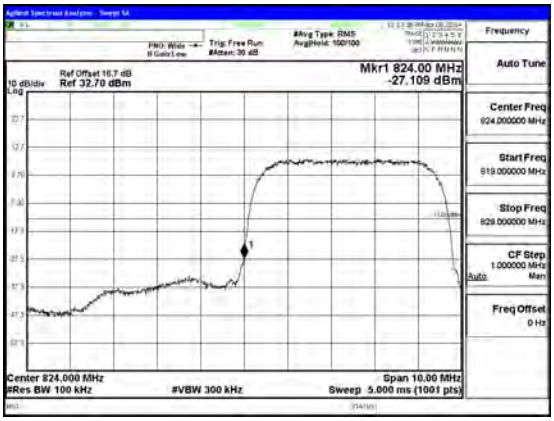 Band WCDMA B5 REL99 CBE	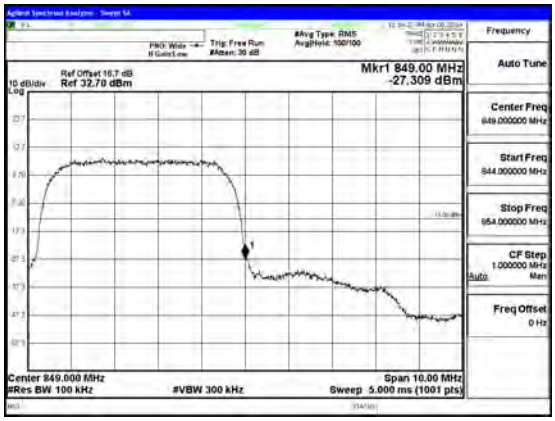 Band WCDMA B5 REL99 CBE

UL VERIFICATION SERVICES INC. FORM NO: FCC_24_22_27_90
47173 BENICIA STREET, FREMONT, CA 94538, USA TEL: (510) 771-1000 FAX: (510) 661-0888

This report shall not be reproduced except in full, without the written approval of UL Verification Services Inc.

Band GSM1900 GPRS	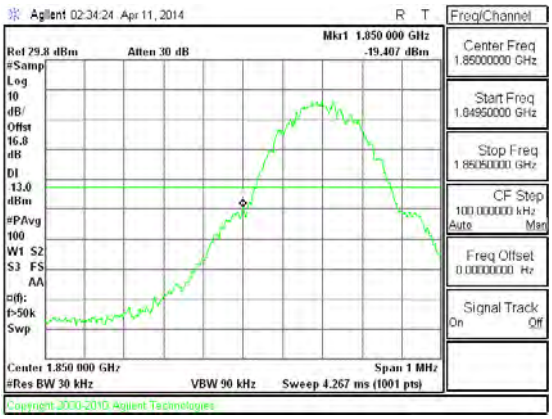 Band GSM1900 GPRS CBE Low channel	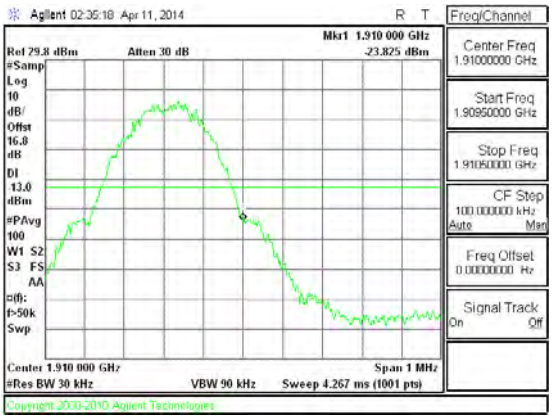 Band GSM1900 GPRS CBE High channel

UL VERIFICATION SERVICES INC. FORM NO: FCC_24_22_27_90
47173 BENICIA STREET, FREMONT, CA 94538, USA TEL: (510) 771-1000 FAX: (510) 661-0888

This report shall not be reproduced except in full, without the written approval of UL Verification Services Inc.

10.3. OUT OF BAND EMISSIONS

RULE PART(S)

FCC: §2.1051, §22.901, §22.917, §24.238, §27

LIMITS

The power of any emission outside of the authorized operating frequency ranges must be attenuated below the transmitting power (P) by a factor of at least 43 + 10 log (P) dB.

TEST PROCEDURE

Per KDB 971168 D01 Power Meas License Digital Systems v02r01

The RF output of the transmitter was connected to a spectrum analyzer through a calibrated coaxial cable. Sufficient scans were taken to show the out-of-band Emissions, if any, up to 10th harmonic. Multiple sweeps were recorded in maximum hold mode using a peak detector to ensure that the worst-case emissions were caught.

RESULTS

UL VERIFICATION SERVICES INC. FORM NO: FCC_24_22_27_90
47173 BENICIA STREET, FREMONT, CA 94538, USA TEL: (510) 771-1000 FAX: (510) 661-0888

This report shall not be reproduced except in full, without the written approval of UL Verification Services Inc.

10.3.1. OUT OF BAND EMISSIONS RESULT

Band	BW (MHz)	Mode	f (MHz)	Spur (dBm)	Spec (dBm)	Delta (dB)
LTE17	10	QPSK	709	-21.481	-13	-8.481
			710	-21.367	-13	-8.367
			711	-21.853	-13	-8.853
		16QAM	709	-20.862	-13	-7.862
			710	-22.29	-13	-9.29
			711	-21.678	-13	-8.678

Band	BW (MHz)	Mode	f (MHz)	Spur (dBm)	Spec (dBm)	Delta (dB)
LTE17	5	QPSK	706.5	-21.144	-13	-8.144
			710	-19.983	-13	-6.983
			713.5	-21.429	-13	-8.429
		16QAM	706.5	-20.342	-13	-7.342
			710	-21.684	-13	-8.684
			713.5	-21.014	-13	-8.014

Band	BW (MHz)	Mode	f (MHz)	Spur (dBm)	Spec (dBm)	Delta (dB)
LTE5	10	QPSK	829	-26.157	-13	-13.157
			836.5	-27.036	-13	-14.036
			844	-26.059	-13	-13.059
		16QAM	829	-26.554	-13	-13.554
			836.5	-26.898	-13	-13.898
			844	-27.262	-13	-14.262

Band	BW (MHz)	Mode	f (MHz)	Spur (dBm)	Spec (dBm)	Delta (dB)
LTE5	5	QPSK	826.5	-27.578	-13	-14.578
			836.5	-26.306	-13	-13.306
			846.5	-26.821	-13	-13.821
		16QAM	826.5	-25.722	-13	-12.722
			836.5	-28.615	-13	-15.615
			846.5	-26.277	-13	-13.277

UL VERIFICATION SERVICES INC. FORM NO: FCC_24_22_27_90
47173 BENICIA STREET, FREMONT, CA 94538, USA TEL: (510) 771-1000 FAX: (510) 661-0888

This report shall not be reproduced except in full, without the written approval of UL Verification Services Inc.

Band	BW (MHz)	Mode	f (MHz)	Spur (dBm)	Spec (dBm)	Delta (dB)
LTE5	3	QPSK	825.5	-26.52	-13	-13.52
			836.5	-25.21	-13	-12.21
			847.5	-28.55	-13	-15.55
		16QAM	825.5	-27.01	-13	-14.01
			836.5	-27.46	-13	-14.46
			847.5	-25.84	-13	-12.84

Band	BW (MHz)	Mode	f (MHz)	Spur (dBm)	Spec (dBm)	Delta (dB)
LTE5	1.4	QPSK	824.7	-28.36	-13	-15.36
			836.5	-27.54	-13	-14.54
			848.3	-27.08	-13	-14.08
		16QAM	824.7	-29.06	-13	-16.06
			836.5	-28.21	-13	-15.21
			848.3	-25.94	-13	-12.94

Band	Mode	f (MHz)	Spur (dBm)	Spec (dBm)	Delta (dB)
GSM1900	GPRS	1850.2	-24.31	-13	-11.31
		1880	-26.81	-13	-13.81
		1909.8	-25.3	-13	-12.3
Band 2	REL99	1852.4	-26.17	-13	-13.17
		1880	-28.667	-13	-15.667
		1907.6	-28.847	-13	-15.847
	HSDPA	1852.4	-26.581	-13	-13.581
		1880	-24.994	-13	-11.994
		1907.6	-27.661	-13	-14.661
Band 5	REL99	826.6	-26.852	-13	-13.852
		836.6	-26.145	-13	-13.145
		846.4	-26.705	-13	-13.705
	HSDPA	826.6	-27.447	-13	-14.447
		836.6	-23.723	-13	-10.723
		846.4	-25.872	-13	-12.872

UL VERIFICATION SERVICES INC. FORM NO: FCC_24_22_27_90
47173 BENICIA STREET, FREMONT, CA 94538, USA TEL: (510) 771-1000 FAX: (510) 661-0888

This report shall not be reproduced except in full, without the written approval of UL Verification Services Inc.

10.3.2. OUT OF BAND EMISSIONS PLOTS

Band LTE17 10MHz 16QAM	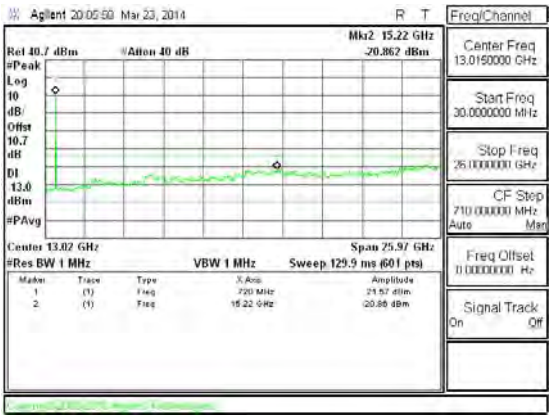 Band LTE17 10MHz CSE 16QAM Low channel	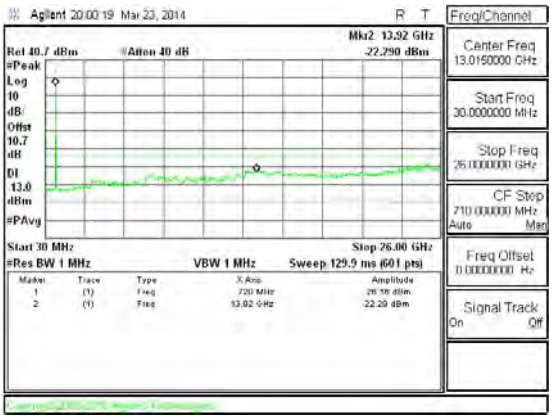 Band LTE17 10MHz CSE 16QAM Mid channel
Band LTE17 10MHz 16QAM	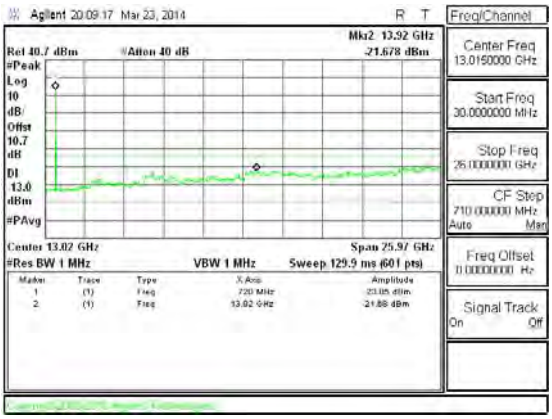 Band LTE17 10MHz CSE 16QAM High channel	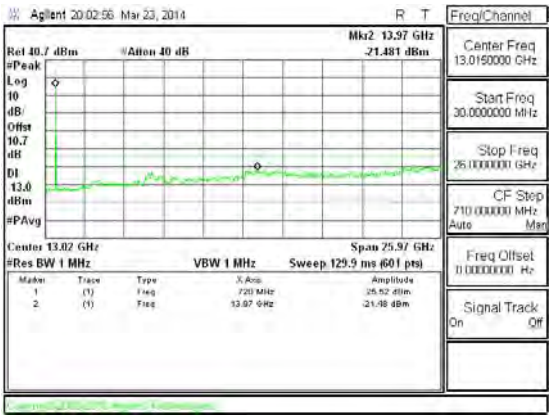 Band LTE17 10MHz CSE QPSK Low channel

UL VERIFICATION SERVICES INC. FORM NO: FCC_24_22_27_90
47173 BENICIA STREET, FREMONT, CA 94538, USA TEL: (510) 771-1000 FAX: (510) 661-0888

This report shall not be reproduced except in full, without the written approval of UL Verification Services Inc.

Band LTE17 10MHz QPSK	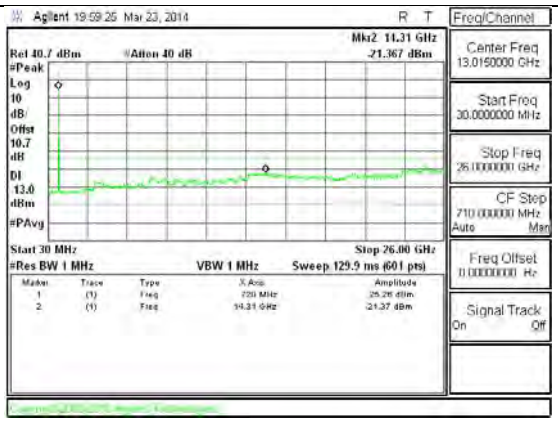 Band LTE17 10MHz CSE QPSK Mid channel	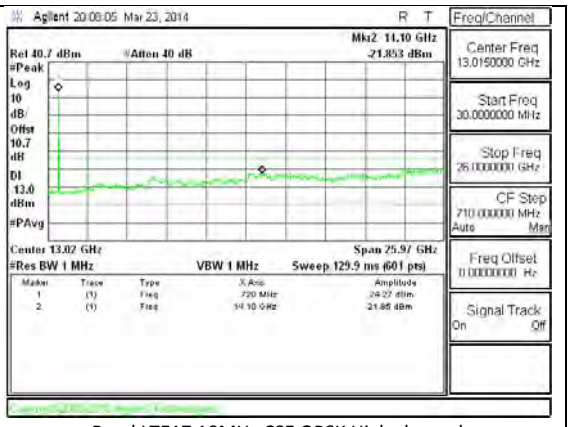 Band LTE17 10MHz CSE QPSK High channel

Band LTE17 5MHz 16QAM	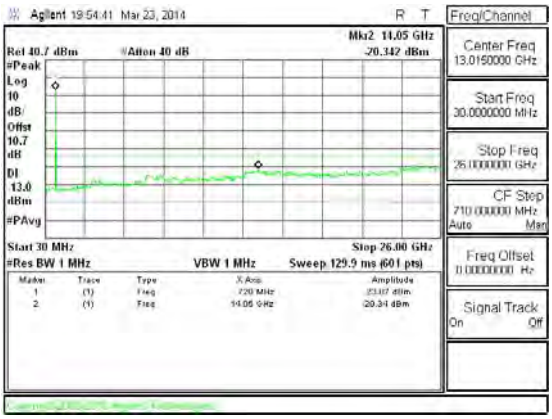 Band LTE17 5MHz CSE 16QAM Low channel	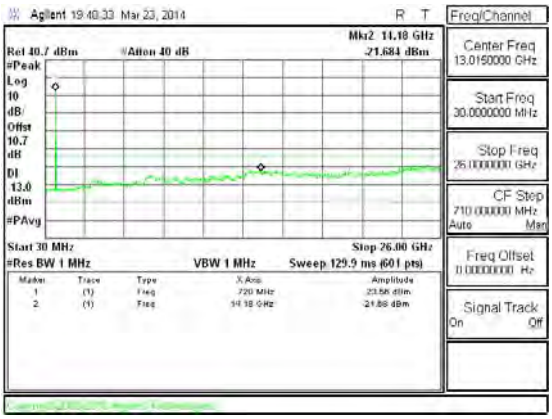 Band LTE17 5MHz CSE 16QAM Mid channel

UL VERIFICATION SERVICES INC. FORM NO: FCC_24_22_27_90
47173 BENICIA STREET, FREMONT, CA 94538, USA TEL: (510) 771-1000 FAX: (510) 661-0888

This report shall not be reproduced except in full, without the written approval of UL Verification Services Inc.

Band LTE17 5MHz 16QAM	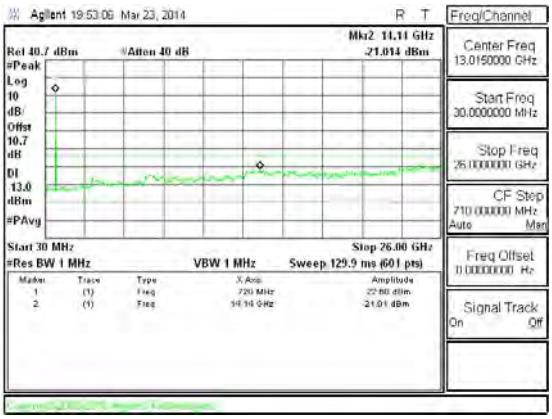 Band LTE17 5MHz CSE 16QAM High channel	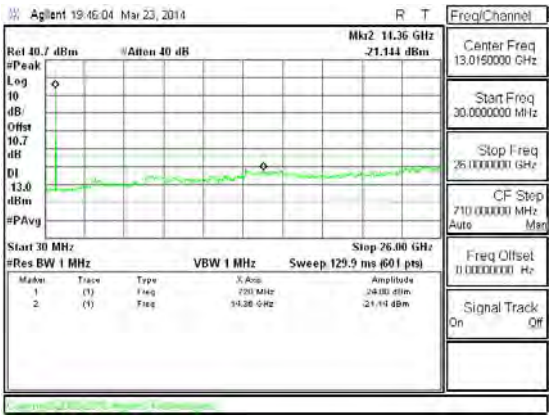 Band LTE17 5MHz CSE QPSK Low channel
Band LTE17 5MHz QPSK	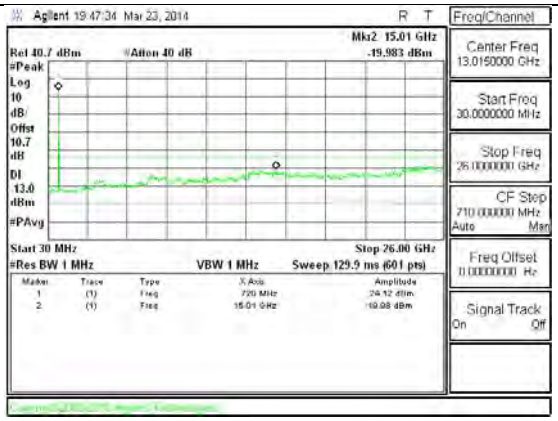 Band LTE17 5MHz CSE QPSK Mid channel	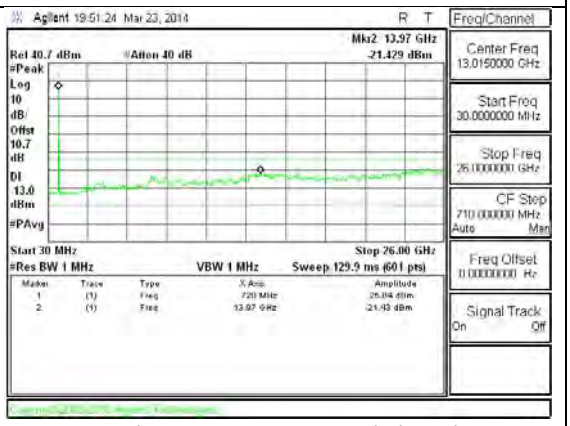 Band LTE17 5MHz CSE QPSK High channel

UL VERIFICATION SERVICES INC. FORM NO: FCC_24_22_27_90
47173 BENICIA STREET, FREMONT, CA 94538, USA TEL: (510) 771-1000 FAX: (510) 661-0888

This report shall not be reproduced except in full, without the written approval of UL Verification Services Inc.

Band LTE5 10MHz 16QAM	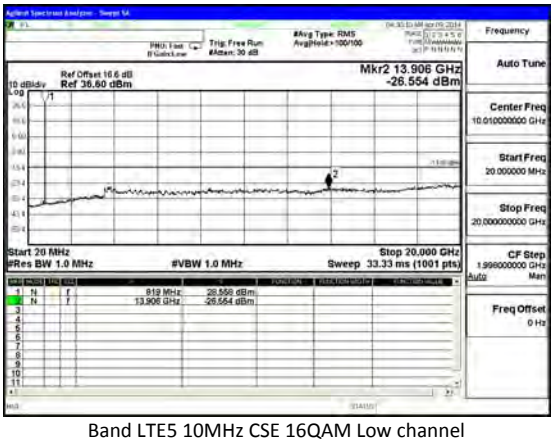 Band LTE5 10MHz CSE 16QAM Low channel	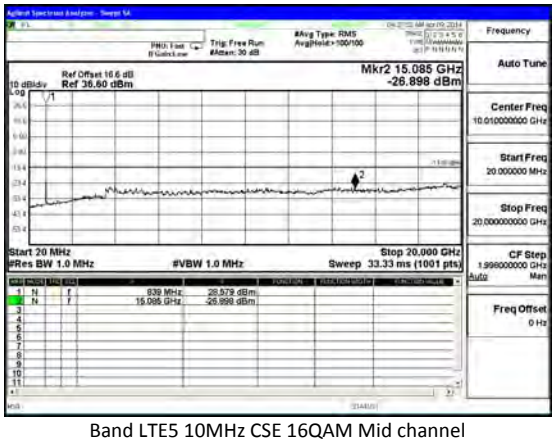 Band LTE5 10MHz CSE 16QAM Mid channel
Band LTE5 10MHz 16QAM	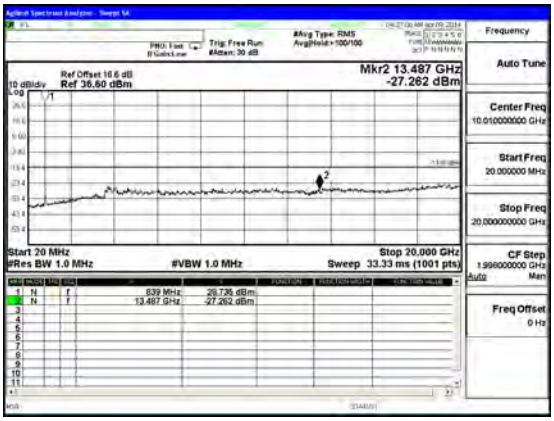 Band LTE5 10MHz CSE 16QAM High channel	 Band LTE5 10MHz CSE QPSK Low channel

UL VERIFICATION SERVICES INC. FORM NO: FCC_24_22_27_90
47173 BENICIA STREET, FREMONT, CA 94538, USA TEL: (510) 771-1000 FAX: (510) 661-0888

This report shall not be reproduced except in full, without the written approval of UL Verification Services Inc.

Band LTE5 10MHz QPSK	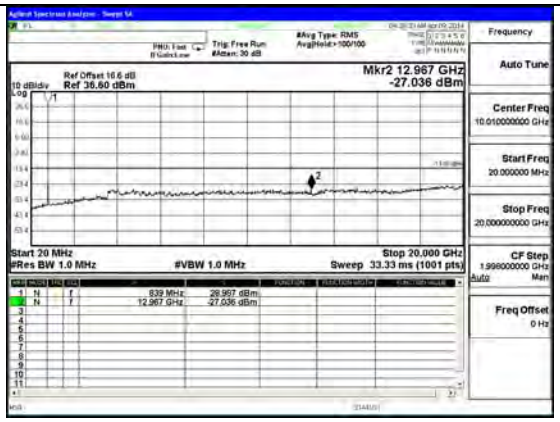 Band LTE5 10MHz CSE QPSK Mid channel	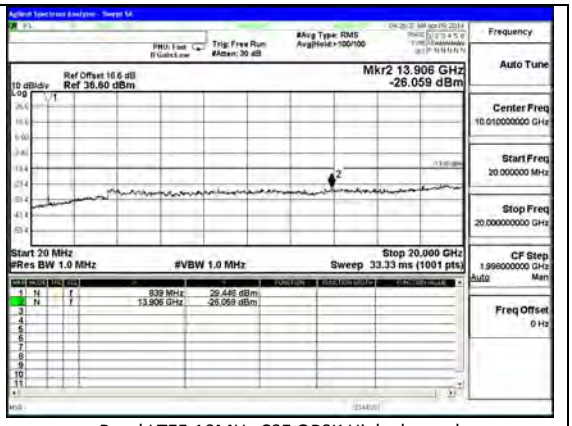 Band LTE5 10MHz CSE QPSK High channel

Band LTE5 5MHz 16QAM	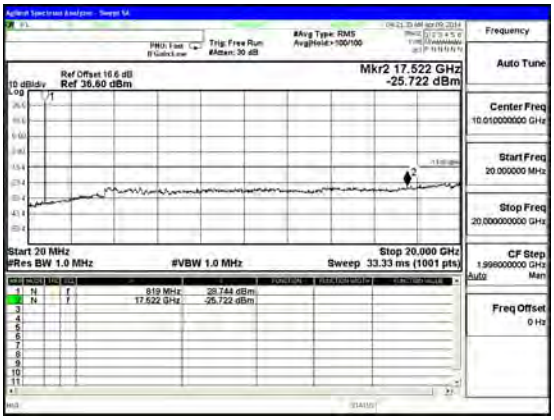 Band LTE5 5MHz CSE 16QAM Low channel	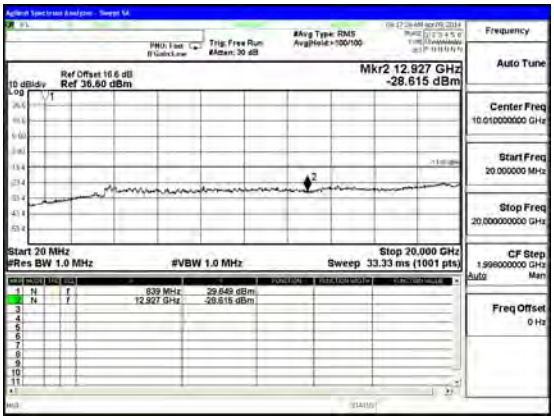 Band LTE5 5MHz CSE 16QAM Mid channel

UL VERIFICATION SERVICES INC. FORM NO: FCC_24_22_27_90
47173 BENICIA STREET, FREMONT, CA 94538, USA TEL: (510) 771-1000 FAX: (510) 661-0888

This report shall not be reproduced except in full, without the written approval of UL Verification Services Inc.

Band LTE5 5MHz 16QAM	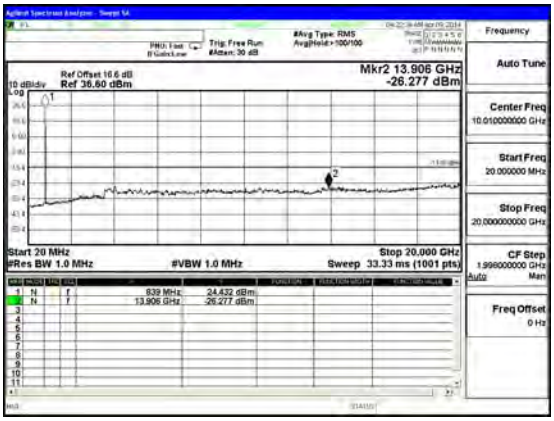 Band LTE5 5MHz CSE 16QAM High channel	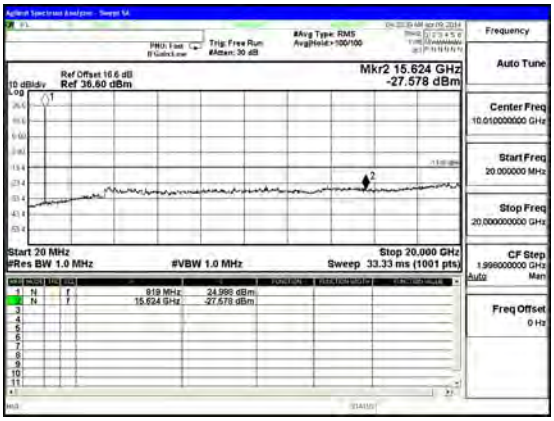 Band LTE5 5MHz CSE QPSK Low channel
Band LTE5 5MHz QPSK	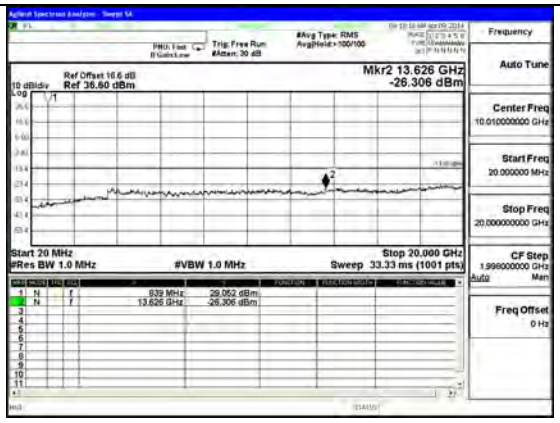 Band LTE5 5MHz CSE QPSK Mid channel	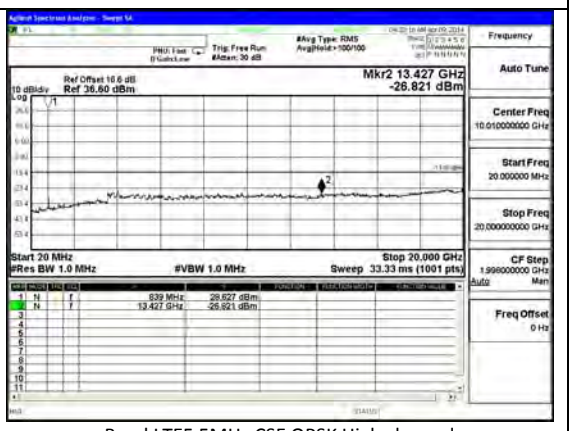 Band LTE5 5MHz CSE QPSK High channel

UL VERIFICATION SERVICES INC. FORM NO: FCC_24_22_27_90
47173 BENICIA STREET, FREMONT, CA 94538, USA TEL: (510) 771-1000 FAX: (510) 661-0888

This report shall not be reproduced except in full, without the written approval of UL Verification Services Inc.

Band LTE5 3MHz 16QAM	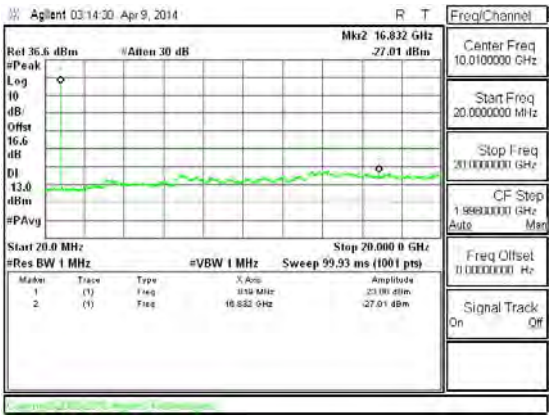 Band LTE5 3MHz CSE 16QAM Low channel	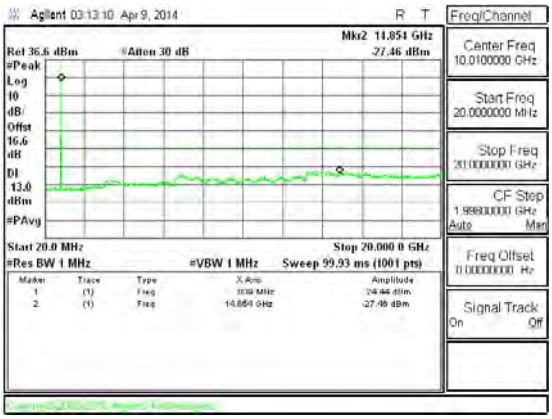 Band LTE5 3MHz CSE 16QAM Mid channel
Band LTE5 3MHz 16QAM	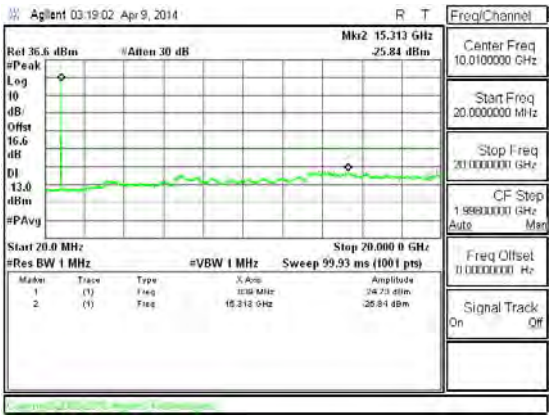 Band LTE5 3MHz CSE 16QAM High channel	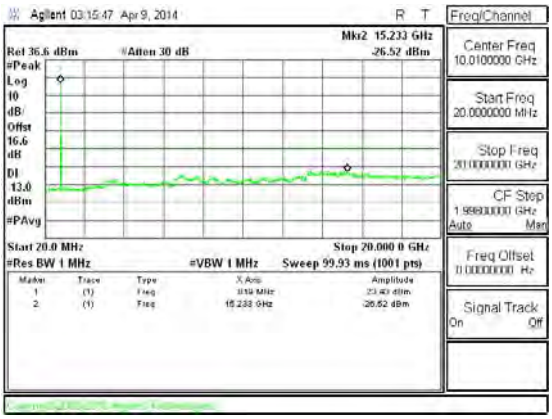 Band LTE5 3MHz CSE QPSK Low channel

UL VERIFICATION SERVICES INC. FORM NO: FCC_24_22_27_90
47173 BENICIA STREET, FREMONT, CA 94538, USA TEL: (510) 771-1000 FAX: (510) 661-0888

This report shall not be reproduced except in full, without the written approval of UL Verification Services Inc.

Band LTE5 3MHz QPSK	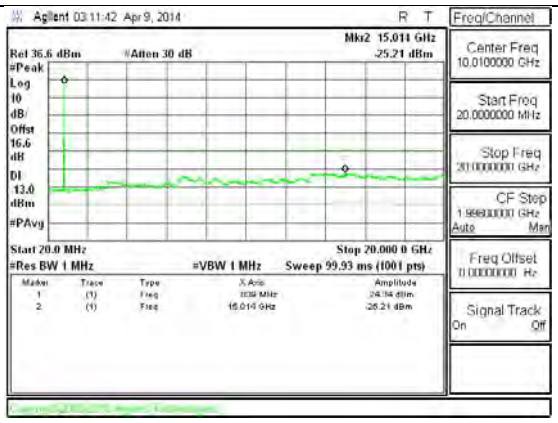 Band LTE5 3MHz CSE QPSK Mid channel	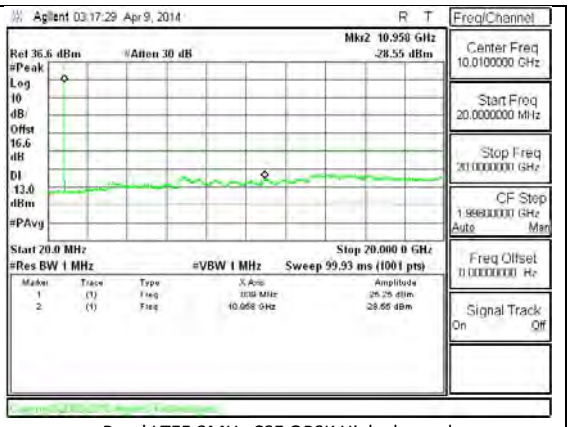 Band LTE5 3MHz CSE QPSK High channel

Band LTE5 1.4MHz 16QAM	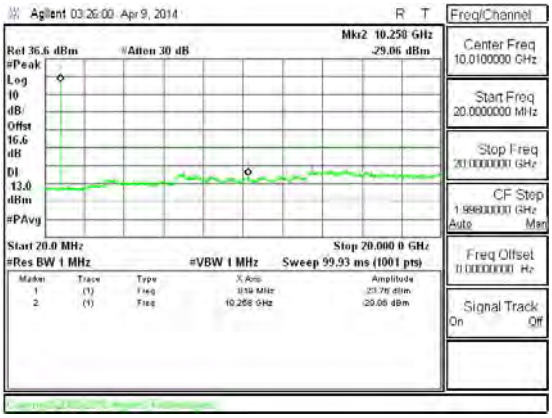 Band LTE5 1.4MHz CSE 16QAM Low channel	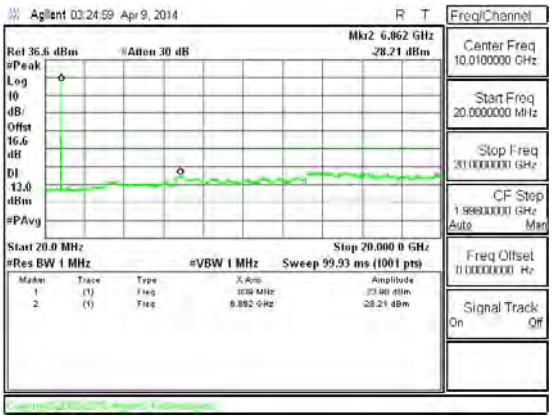 Band LTE5 1.4MHz CSE 16QAM Mid channel

UL VERIFICATION SERVICES INC. FORM NO: FCC_24_22_27_90
47173 BENICIA STREET, FREMONT, CA 94538, USA TEL: (510) 771-1000 FAX: (510) 661-0888

This report shall not be reproduced except in full, without the written approval of UL Verification Services Inc.

Band LTE5 1.4MHz 16QAM	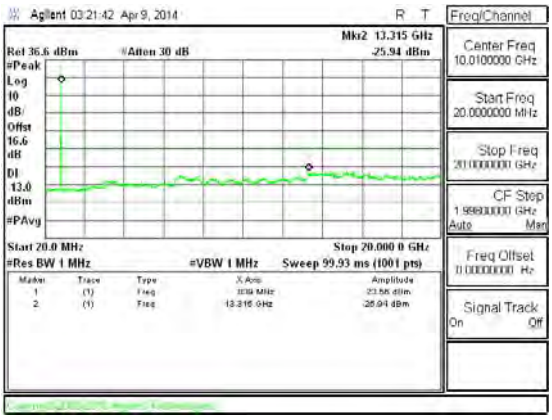 Band LTE5 1.4MHz CSE 16QAM High channel	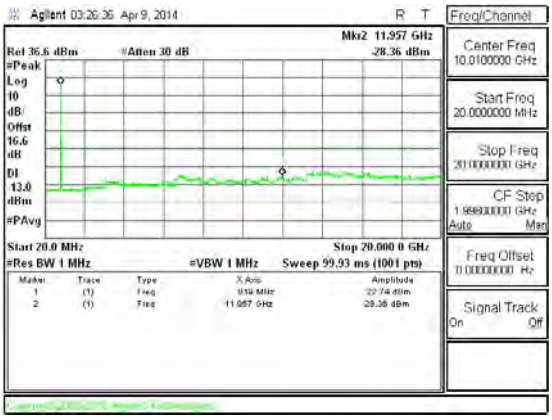 Band LTE5 1.4MHz CSE QPSK Low channel
Band LTE5 1.4MHz QPSK	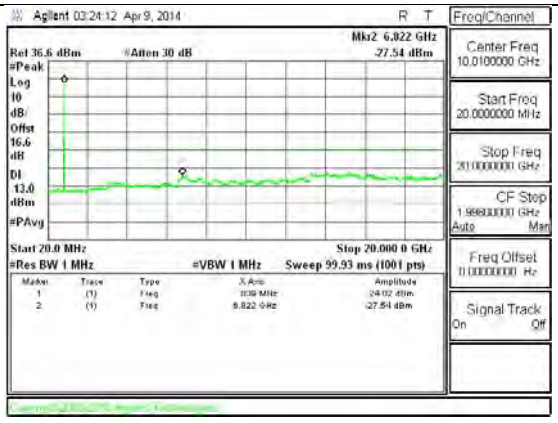 Band LTE5 1.4MHz CSE QPSK Mid channel	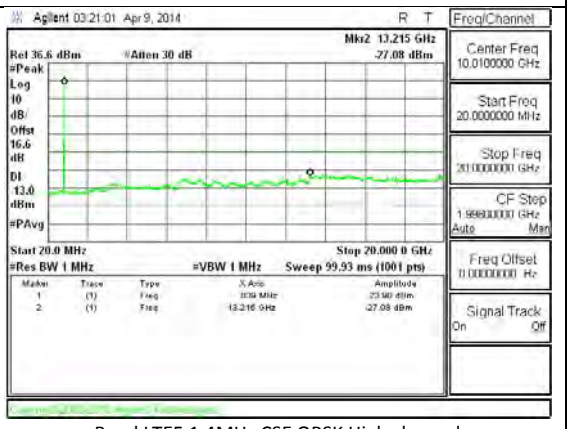 Band LTE5 1.4MHz CSE QPSK High channel

UL VERIFICATION SERVICES INC. FORM NO: FCC_24_22_27_90
47173 BENICIA STREET, FREMONT, CA 94538, USA TEL: (510) 771-1000 FAX: (510) 661-0888

This report shall not be reproduced except in full, without the written approval of UL Verification Services Inc.

Band Band 2 HSDPA	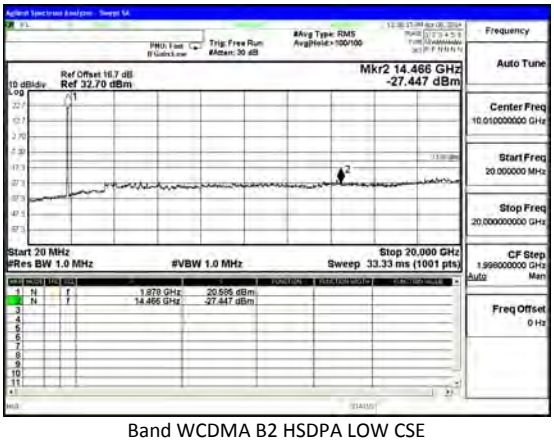 Band WCDMA B2 HSDPA LOW CSE	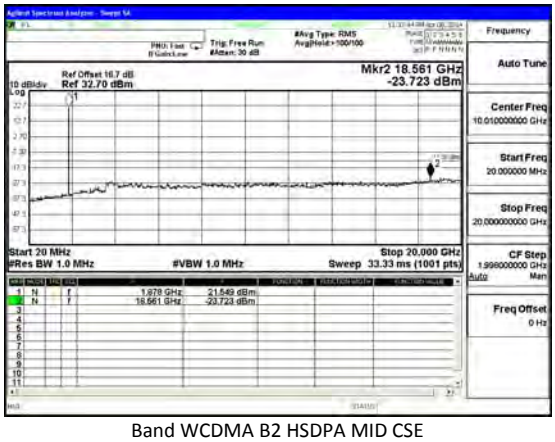 Band WCDMA B2 HSDPA MID CSE
Band Band 2 HSDPA	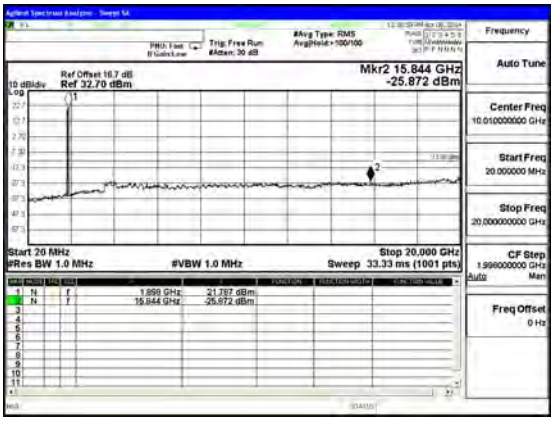 Band WCDMA B2 HSDPA HIGH CSE	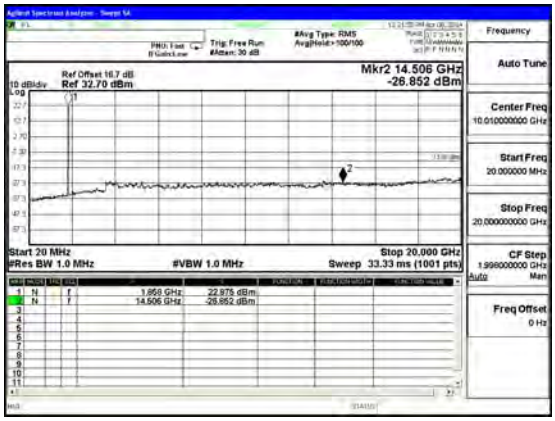 Band WCDMA B2 REL99 LOW CSE

UL VERIFICATION SERVICES INC. FORM NO: FCC_24_22_27_90
47173 BENICIA STREET, FREMONT, CA 94538, USA TEL: (510) 771-1000 FAX: (510) 661-0888

This report shall not be reproduced except in full, without the written approval of UL Verification Services Inc.

Band		
Band 2 REL99	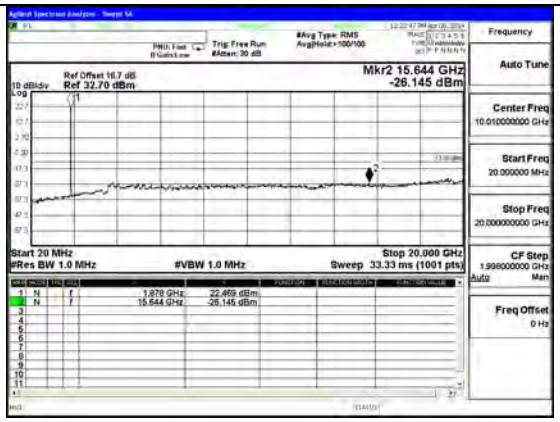 Band WCDMA B2 REL99 MID CSE	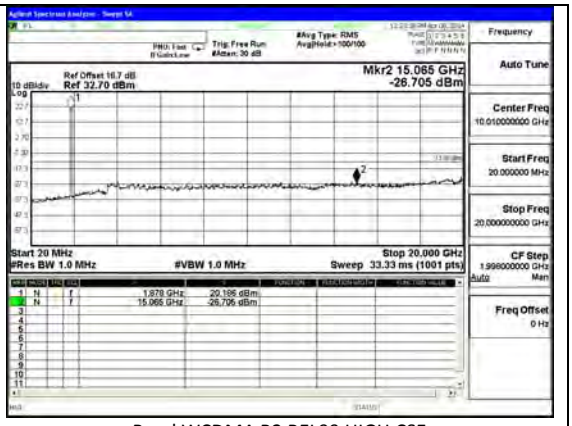 Band WCDMA B2 REL99 HIGH CSE

Band		
Band 5 HSDPA	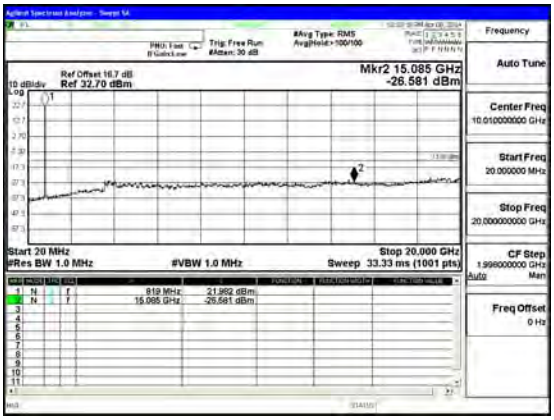 Band WCDMA B5 HSDPA LOW CSE	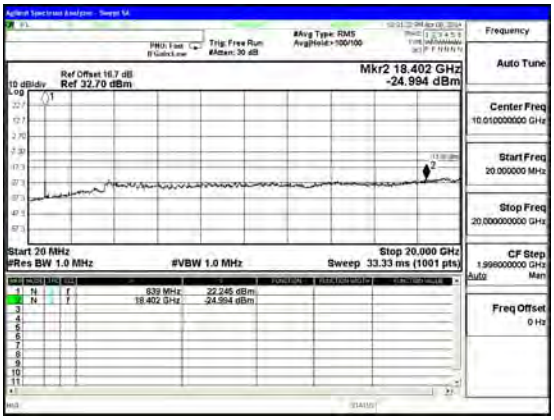 Band WCDMA B5 HSDPA MID CSE

UL VERIFICATION SERVICES INC. FORM NO: FCC_24_22_27_90
47173 BENICIA STREET, FREMONT, CA 94538, USA TEL: (510) 771-1000 FAX: (510) 661-0888

This report shall not be reproduced except in full, without the written approval of UL Verification Services Inc.

Band Band 5 HSDPA	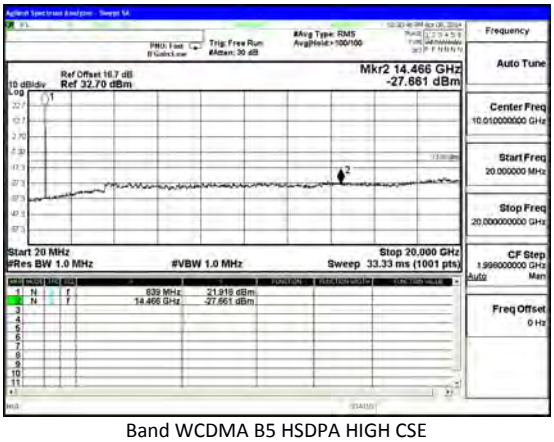 Band WCDMA B5 HSDPA HIGH CSE	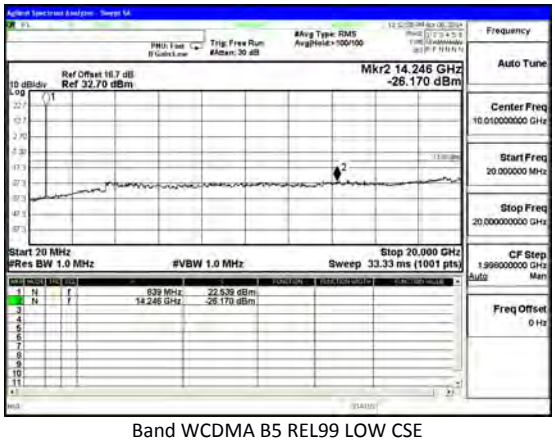 Band WCDMA B5 REL99 LOW CSE
Band Band 5 REL99	 Band WCDMA B5 REL99 MID CSE	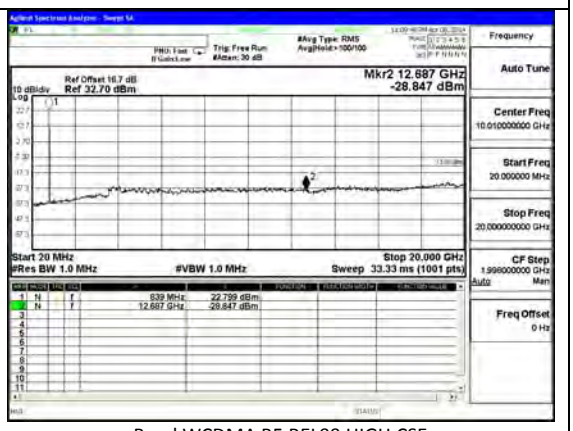 Band WCDMA B5 REL99 HIGH CSE

UL VERIFICATION SERVICES INC. FORM NO: FCC_24_22_27_90
47173 BENICIA STREET, FREMONT, CA 94538, USA TEL: (510) 771-1000 FAX: (510) 661-0888

This report shall not be reproduced except in full, without the written approval of UL Verification Services Inc.

Band GSM1900 GPRS	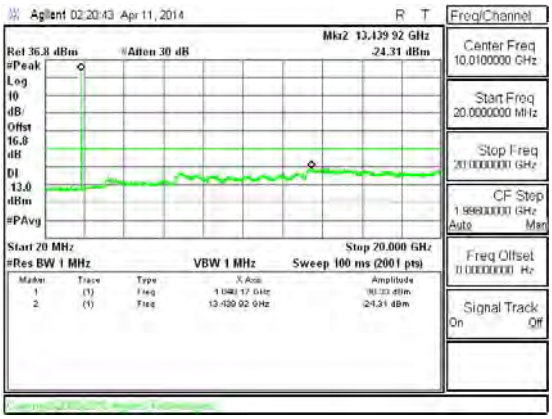 Band GSM1900 GPRS CSE Low channel	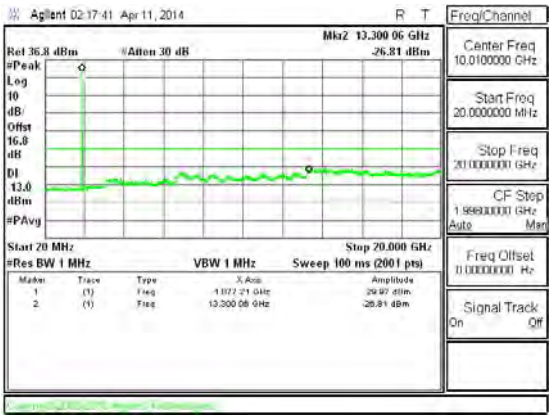 Band GSM1900 GPRS CSE Mid channel
Band GSM1900 GPRS	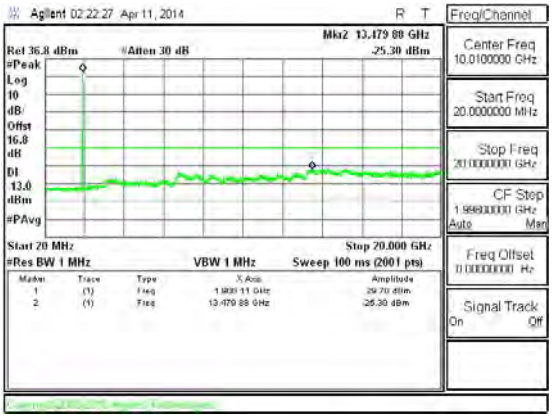 Band GSM1900 GPRS CSE High channel	

This report shall not be reproduced except in full, without the written approval of UL Verification Services Inc.

10.4. FREQUENCY STABILITY

RULE PART(S)

FCC: §2.1055, §22.355, §24.235, and §27.54

LIMITS

§22.355 - The carrier frequency shall not depart from the reference frequency in excess of ±2.5 ppm for mobile stations.

§24.235 - The frequency stability shall be sufficient to ensure that the fundamental emission stays within the authorized frequency block.

§27.54 - The frequency stability shall be sufficient to ensure that the fundamental emissions stay within the authorized bands of operation.

TEST PROCEDURE

Per KDB 971168 D01 Power Meas License Digital Systems v02r01

RESULTS

See the following pages.

UL VERIFICATION SERVICES INC. FORM NO: FCC_24_22_27_90
47173 BENICIA STREET, FREMONT, CA 94538, USA TEL: (510) 771-1000 FAX: (510) 661-0888

This report shall not be reproduced except in full, without the written approval of UL Verification Services Inc.

10.4.1. FREQUENCY STABILITY RESULTS

B2 MODULATION – MID CHANNEL

Power Supply (Vdc)	Environment Temperature (*C)	Frequency Deviation Measureed with Time Elapse (MHz)	Delta (ppm)	Limit (ppm)
3.70	50	1879.999989	0.006	2.5
3.70	40	1879.999992	0.005	2.5
3.70	30	1879.999989	0.006	2.5
3.70	***20***	***1880.000001***	***0***	***2.5***
3.70	10	1879.999995	0.003	2.5
3.70	0	1879.999998	0.002	2.5
3.70	-10	1879.999992	0.005	2.5
3.70	-20	1879.999979	0.012	2.5
3.70	-30	1880.000005	-0.002	2.5

Reference Frequency: PCS Mid Channel 1880.000036MHz @ 20ºC Limit: within the authorized block or +- 2.5 ppm = 4700.000 Hz				
Power Supply (Vdc)	**Environment Temperature (*C)**	**Frequency Deviation Measureed with Time Elapse (MHz)**	**Delta (ppm)**	**Limit (ppm)**
3.70	***20***	***1880.000001***	***0.00000***	***2.5***
4.20	20	1880.000005	*-0.00213*	2.5
3.30	20	1879.999995	*0.00319*	2.5
End Volt(3.2)	20	1879.999986	*0.00798*	2.5

LTE BAND 5 – MID CHANNEL (836.5 MHz)

Reference Frequency: Cellular Mid Channel 836.500026MHz @ 20°C Limit: to stay +- 2.5 ppm = 2091.250 Hz				
Power Supply (Vdc)	**Environment Temperature (°C)**	**Frequency Deviation Measureed with Time Elapse (MHz)**	**Delta (ppm)**	**Limit (ppm)**
3.70	50	836.500054	-0.033	2.5
3.70	40	836.500048	-0.026	2.5
3.70	30	836.500031	-0.006	2.5
3.70	***20***	***836.500026***	***0***	2.5
3.70	10	836.500062	-0.043	2.5
3.70	0	836.500077	-0.061	2.5
3.70	-10	836.500067	-0.049	2.5
3.70	-20	836.500049	-0.027	2.5
3.70	-30	836.500062	-0.043	2.5

Reference Frequency: Cellular Mid Channel 836.500026MHz @ 20°C Limit: to stay +- 2.5 ppm = 2091.250 Hz				
Power Supply (Vdc)	**Environment Temperature (°C)**	**Frequency Deviation Measureed with Time Elapse (MHz)**	**Delta (ppm)**	**Limit (ppm)**
3.70	***20***	***836.500026***	***0***	***2.5***
3.20	20	836.500058	*-0.038*	2.5
4.20	20	836.500056	*-0.036*	2.5

UL VERIFICATION SERVICES INC. FORM NO: FCC_24_22_27_90
47173 BENICIA STREET, FREMONT, CA 94538, USA TEL: (510) 771-1000 FAX: (510) 661-0888

This report shall not be reproduced except in full, without the written approval of UL Verification Services Inc.

LTE BAND 17 – MID CHANNEL

Reference Frequency: PCS Mid Channel 710.000031 MHz @ 20ºC Limit: within the authorized block or +- 2.5 ppm = 1775.000 Hz				
Power Supply (Vdc)	Environment Temperature (*C)	Frequency Deviation Measureed with Time Elapse (MHz)	Delta (ppm)	Limit (ppm)
3.70	50	710.000036	-0.007	2.5
3.70	40	710.000043	-0.017	2.5
3.70	30	710.000028	0.004	2.5
3.70	***20***	***710.000031***	***0***	***2.5***
3.70	10	710.000048	-0.024	2.5
3.70	0	710.000038	-0.010	2.5
3.70	-10	710.000030	0.001	2.5
3.70	-20	710.000041	-0.014	2.5
3.70	-30	710.000052	-0.030	2.5

Reference Frequency: PCS Mid Channel 710.000031 MHz @ 20ºC Limit: within the authorized block or +- 2.5 ppm = 1775.000 Hz				
Power Supply (Vdc)	Environment Temperature (*C)	Frequency Deviation Measureed with Time Elapse	Delta (ppm)	Limit (ppm)
3.70	***20***	***710.000031***	***0.00000***	***2.5***
4.20	20	710.000061	*-0.04225*	2.5
3.30	20	710.000030	*0.00141*	2.5
End Volt(3.2)	20	710.000022	*0.01268*	2.5

UL VERIFICATION SERVICES INC. FORM NO: FCC_24_22_27_90
47173 BENICIA STREET, FREMONT, CA 94538, USA TEL: (510) 771-1000 FAX: (510) 661-0888

This report shall not be reproduced except in full, without the written approval of UL Verification Services Inc.

11. RADIATED TEST RESULTS

11.1. RADIATED POWER (ERP & EIRP)

RULE PART(S)

FCC: §2.1046, §22.913, §24.232, and § 27.

LIMITS

22.913(a) - The ERP of mobile transmitters and auxiliary test transmitters must not exceed 7 Watts.

24.232(c) - Mobile/portable stations are limited to 2 watts e.i.r.p. peak power and the equipment must employ means to limit the power to the minimum necessary for successful communications.

In addition, when the transmitter power is measured in terms of average value, the peak-to-average ratio of the power shall not exceed 13dB.

TEST PROCEDURE

ANSI / TIA / EIA 603C Clause 2.2.17

TEST RESULTS

11.1.1. ERP/EIRP Results

Band	Mode	Channel	f(MHz)	ERP / EIRP	
				dBm	mW
Band 2	REL99	9262	1852.4	22.75	188.36
		9400	1880	22.57	180.72
		9538	1907.6	22.34	171.40
	HSDPA	9262	1852.4	22.33	171
		9400	1880	22.17	164.82
		9538	1907.6	21.39	137.72

UL VERIFICATION SERVICES INC. FORM NO: FCC_24_22_27_90
47173 BENICIA STREET, FREMONT, CA 94538, USA TEL: (510) 771-1000 FAX: (510) 661-0888

This report shall not be reproduced except in full, without the written approval of UL Verification Services Inc.

Band	Mode	Channel	f(MHz)	ERP / EIRP	
				dBm	mW
Band 5	REL99	4132	826.4	18.151	65.33
		4183	836.6	18.611	72.63
		4233	846.6	19.181	82.81
	HSDPA	4132	826.4	16.811	47.98
		4183	836.6	17.801	60.27
		4233	846.6	*18.011*	*63.26*

Band	Mode	Channel	f(MHz)	ERP / EIRP	
				dBm	mW
GSM1900	GPRS	512	1850.2	26.17	414
		661	1880	29.09	810.96
		810	1909.8	29.45	881.05

UL VERIFICATION SERVICES INC. FORM NO: FCC_24_22_27_90
47173 BENICIA STREET, FREMONT, CA 94538, USA TEL: (510) 771-1000 FAX: (510) 661-0888

This report shall not be reproduced except in full, without the written approval of UL Verification Services Inc.

11.1.2. LTE ERP/EIRP Results

Band	BW (MHz)	Mode	RB/RB Size	f (MHz)	ERP / EIRP	
					dBm	mW
LTE17	10	QPSK	1/0	710	20.90	123.03
		16QAM	1/0	710	19.80	95.50

Band	BW (MHz)	Mode	RB/RB Size	f (MHz)	ERP / EIRP	
					dBm	mW
LTE17	5	QPSK	1/0	706.5	20.371	108.92
			1/0	710	21.201	131.86
			1/0	713.5	20.701	117.52
		16QAM	1/0	706.5	19.301	85.13
			1/0	710	20.201	104.74
			1/0	713.5	19.501	89.15

Band	BW (MHz)	Mode	RB/RB Size	f (MHz)	ERP / EIRP	
					dBm	mW
LTE5	10	QPSK	1/0	829	21.901	154.92
			1/0	836.5	22.301	169.86
			1/0	844	22.601	182.01
		16QAM	1/0	829	20.701	117.52
			1/0	836.5	21.501	141.29
			1/0	844	21.801	151.39

Band	BW (MHz)	Mode	RB/RB Size	f (MHz)	ERP / EIRP	
					dBm	mW
LTE5	5	QPSK	1/0	826.5	21.001	125.92
			1/0	836.5	21.501	141.29
			1/0	846.5	22.701	186.25
		16QAM	1/0	826.5	19.901	97.75
			1/0	836.5	20.601	114.84
			1/0	846.5	21.601	144.58

UL VERIFICATION SERVICES INC. FORM NO: FCC_24_22_27_90
47173 BENICIA STREET, FREMONT, CA 94538, USA TEL: (510) 771-1000 FAX: (510) 661-0888

This report shall not be reproduced except in full, without the written approval of UL Verification Services Inc.

Band	BW (MHz)	Mode	RB/RB Size	f (MHz)	ERP / EIRP	
					dBm	mW
LTE5	3	QPSK	1/0	825.5	21.101	128.85
			1/0	836.5	21.401	138.07
			1/0	847.5	22.701	186.25
		16QAM	1/0	825.5	20.201	104.74
			1/0	836.5	20.501	112.23
			1/0	847.5	21.601	144.58

Band	BW (MHz)	Mode	RB/RB Size	f (MHz)	ERP / EIRP	
					dBm	mW
LTE5	1.4	QPSK	1/0	824.7	21.301	134.93
			1/0	836.5	21.801	151.39
			1/0	848.3	22.401	173.82
		16QAM	1/0	824.7	20.40	109.65
			1/0	836.5	20.601	114.84
			1/0	848.3	21.20	131.83

UL VERIFICATION SERVICES INC. FORM NO: FCC_24_22_27_90
47173 BENICIA STREET, FREMONT, CA 94538, USA TEL: (510) 771-1000 FAX: (510) 661-0888

This report shall not be reproduced except in full, without the written approval of UL Verification Services Inc.

11.1.3. ERP/EIRP DATA

Band

LTE17

10MHz

16QAM

High Frequency Substitution Measurement
UL Verification Services, Inc. Chamber C

Company: Samsung
Project #: 14U17414
Date: 04/15/14
Test Engineer: K.Kedida
Configuration: EUT only
Mode: LTE Band 17_5MHz
16QAM, Average, RB1-0

Test Equipment:
Receiving: Sunol T185, and 3m Chamber N-type Cable (Setup this one for testing EUT)
Substitution: Dipole S/N: 00022117, 4ft SMA Cable (SN # 245200 001) Warehouse.

f MHz	SG reading (dBm)	Ant. Pol. (H/V)	Cable Loss (dB)	Antenna Gain (dBd)	ERP (dBm)	Limit (dBm)	Margin (dB)	Notes
Mid Ch								
710.00	12.22	V	0.9	0.0	11.32	38.5	-27.1	
710.00	20.70	H	0.9	0.0	19.80	38.5	-18.6	

Rev. 3.17.11
Note: For Band 13/17 ERP limit is 34.77dBm; For Band 26 limit is 50dBm

UL VERIFICATION SERVICES INC. FORM NO: FCC_24_22_27_90
47173 BENICIA STREET, FREMONT, CA 94538, USA TEL: (510) 771-1000 FAX: (510) 661-0888

This report shall not be reproduced except in full, without the written approval of UL Verification Services Inc.

Band

LTE17

10MHz

QPSK

High Frequency Substitution Measurement
UL Verification Services, Inc. Chamber C

Company: Samsung
Project #: 14U17414
Date: 04/15/14
Test Engineer: K.Kedida
Configuration: EUT only
Mode: LTE Band 17_5MHz
QPSK, Average, RB1-0

Test Equipment:
Receiving: Sunol T185, and 3m Chamber N-type Cable (Setup this one for testing EUT)
Substitution: Dipole S/N: 00022117, 4ft SMA Cable (SN # 245200 001) Warehouse.

f MHz	SG reading (dBm)	Ant. Pol. (H/V)	Cable Loss (dB)	Antenna Gain (dBd)	ERP (dBm)	Limit (dBm)	Margin (dB)	Notes
Mid Ch								
710.00	13.02	V	0.9	0.0	12.12	38.5	-26.3	
710.00	21.80	H	0.9	0.0	20.90	38.5	-17.5	

Rev. 3.17.11
Note: For Band 13/17 ERP limit is 34.77dBm; For Band 26 limit is 50dBm

UL VERIFICATION SERVICES INC. FORM NO: FCC_24_22_27_90
47173 BENICIA STREET, FREMONT, CA 94538, USA TEL: (510) 771-1000 FAX: (510) 661-0888

This report shall not be reproduced except in full, without the written approval of UL Verification Services Inc.

Band

LTE17

5MHz

16QAM

High Frequency Substitution Measurement
UL Verification Services, Inc. Chamber C

Company: Samsung
Project #: 14U17414
Date: 04/15/14
Test Engineer: K.Kedida
Configuration: EUT only
Mode: LTE Band 17_5MHz
16QAM, Average, RB1-0

Test Equipment:
Receiving: Sunol T185, and 3m Chamber N-type Cable (Setup this one for testing EUT)
Substitution: Dipole S/N: 00022117, 4ft SMA Cable (SN # 245200 001) Warehouse.

f MHz	SG reading (dBm)	Ant. Pol. (H/V)	Cable Loss (dB)	Antenna Gain (dBd)	ERP (dBm)	Limit (dBm)	Margin (dB)	Notes
Low Ch								
706.50	12.52	V	0.9	0.0	11.62	38.5	-26.8	
706.50	20.20	H	0.9	0.0	19.30	38.5	-19.1	
Mid Ch								
710.00	12.32	V	0.9	0.0	11.42	38.5	-27.0	
710.00	21.10	H	0.9	0.0	20.20	38.5	-18.2	
High Ch								
713.50	12.29	V	0.9	0.0	11.39	38.5	-27.1	
713.50	20.40	H	0.9	0.0	19.50	38.5	-18.9	

Rev. 3.17.11
Note: For Band 13/17 ERP limit is 34.77dBm; For Band 26 limit is 50dBm

UL VERIFICATION SERVICES INC. FORM NO: FCC_24_22_27_90
47173 BENICIA STREET, FREMONT, CA 94538, USA TEL: (510) 771-1000 FAX: (510) 661-0888

This report shall not be reproduced except in full, without the written approval of UL Verification Services Inc.

Band

LTE17

5MHz

QPSK

High Frequency Substitution Measurement
UL Verification Services, Inc. Chamber C

Company: Samsung
Project #: 14U17414
Date: 04/15/14
Test Engineer: K.Kedida
Configuration: EUT only
Mode: LTE Band 17_5MHz
QPSK, Average, RB1-0

Test Equipment:
Receiving: Sunol T185, and 3m Chamber N-type Cable (Setup this one for testing EUT)
Substitution: Dipole S/N: 00022117, 4ft SMA Cable (SN # 245200 001) Warehouse.

f MHz	SG reading (dBm)	Ant. Pol. (H/V)	Cable Loss (dB)	Antenna Gain (dBd)	ERP (dBm)	Limit (dBm)	Margin (dB)	Notes
Low Ch								
706.50	13.42	V	0.9	0.0	12.52	38.5	-25.9	
706.50	21.27	H	0.9	0.0	20.37	38.5	-18.1	
Mid Ch								
710.00	13.42	V	0.9	0.0	12.52	38.5	-25.9	
710.00	22.10	H	0.9	0.0	21.20	38.5	-17.2	
High Ch								
713.50	13.09	V	0.9	0.0	12.19	38.5	-26.3	
713.50	21.60	H	0.9	0.0	20.70	38.5	-17.7	

Rev. 3.17.11
Note: For Band 13/17 ERP limit is 34.77dBm; For Band 26 limit is 50dBm

UL VERIFICATION SERVICES INC. FORM NO: FCC_24_22_27_90
47173 BENICIA STREET, FREMONT, CA 94538, USA TEL: (510) 771-1000 FAX: (510) 661-0888

This report shall not be reproduced except in full, without the written approval of UL Verification Services Inc.

Band

LTE5

10MHz

16QAM

High Frequency Substitution Measurement
Compliance Certification Services Chamber C

Company: Samsung
Project #: 14U17414
Date: 04/15/14
Test Engineer: K.Kedida
Configuration: EUT only
Mode: LTE band 5, 10MHz BW
16QAM, Average, RB1-0

Test Equipment:
Receiving: Sunol T185, and 3m Chamber N-type Cable (Setup this one for testing EUT)
Substitution: Dipole S/N: 00022117, 4ft SMA Cable (SN # 245200 001) Warehouse.

f MHz	SG reading (dBm)	Ant. Pol. (H/V)	Cable Loss (dB)	Antenna Gain (dBd)	ERP (dBm)	Limit (dBm)	Margin (dB)	Notes
Low Ch								
829.00	12.92	V	0.9	0.0	12.02	38.5	-26.4	
829.00	21.60	H	0.9	0.0	20.70	38.5	-17.7	
Mid Ch								
836.50	13.52	V	0.9	0.0	12.62	38.5	-25.8	
836.50	22.40	H	0.9	0.0	21.50	38.5	-16.9	
High Ch								
844.00	14.69	V	0.9	0.0	13.79	38.5	-24.7	
844.00	22.70	H	0.9	0.0	21.80	38.5	-16.6	

Rev. 3.17.11

UL VERIFICATION SERVICES INC. FORM NO: FCC_24_22_27_90
47173 BENICIA STREET, FREMONT, CA 94538, USA TEL: (510) 771-1000 FAX: (510) 661-0888

This report shall not be reproduced except in full, without the written approval of UL Verification Services Inc.

Band

LTE5

10MHz

QPSK

High Frequency Substitution Measurement
Compliance Certification Services Chamber C

Company: Samsung
Project #: 14U17414
Date: 04/15/14
Test Engineer: K.Kedida
Configuration: EUT only
Mode: LTE band 5, 10MHz BW
QPSK, Average, RB1-0

Test Equipment:
Receiving: Sunol T185, and 3m Chamber N-type Cable (Setup this one for testing EUT)
Substitution: Dipole S/N: 00022117, 4ft SMA Cable (SN # 245200 001) Warehouse.

f MHz	SG reading (dBm)	Ant. Pol. (H/V)	Cable Loss (dB)	Antenna Gain (dBd)	ERP (dBm)	Limit (dBm)	Margin (dB)	Notes
Low Ch								
829.00	14.12	V	0.9	0.0	13.22	38.5	-25.2	
829.00	22.80	H	0.9	0.0	21.90	38.5	-16.5	
Mid Ch								
836.50	14.42	V	0.9	0.0	13.52	38.5	-24.9	
836.50	23.20	H	0.9	0.0	22.30	38.5	-16.1	
High Ch								
844.00	15.59	V	0.9	0.0	14.69	38.5	-23.8	
844.00	23.50	H	0.9	0.0	22.60	38.5	-15.8	

Rev. 3.17.11

UL VERIFICATION SERVICES INC. FORM NO: FCC_24_22_27_90
47173 BENICIA STREET, FREMONT, CA 94538, USA TEL: (510) 771-1000 FAX: (510) 661-0888

This report shall not be reproduced except in full, without the written approval of UL Verification Services Inc.

Band

LTE5

5MHz

16QAM

High Frequency Substitution Measurement
Compliance Certification Services Chamber C

Company: Samsung
Project #: 14U17414
Date: 04/15/14
Test Engineer: K.Kedida
Configuration: EUT only
Mode: LTE band 5, 5MHz BW
16QAM, Average, RB1-0

Test Equipment:
Receiving: Sunol T185, and 3m Chamber N-type Cable (Setup this one for testing EUT)
Substitution: Dipole S/N: 00022117, 4ft SMA Cable (SN # 245200 001) Warehouse.

f MHz	SG reading (dBm)	Ant. Pol. (H/V)	Cable Loss (dB)	Antenna Gain (dBd)	ERP (dBm)	Limit (dBm)	Margin (dB)	Notes
Low Ch								
826.50	13.32	V	0.9	0.0	12.42	38.5	-26.0	
826.50	20.80	H	0.9	0.0	19.90	38.5	-18.5	
Mid Ch								
836.50	13.32	V	0.9	0.0	12.42	38.5	-26.0	
836.50	21.50	H	0.9	0.0	20.60	38.5	-17.8	
High Ch								
846.50	14.19	V	0.9	0.0	13.29	38.5	-25.2	
846.50	22.50	H	0.9	0.0	21.60	38.5	-16.8	

Rev. 3.17.11

UL VERIFICATION SERVICES INC. FORM NO: FCC_24_22_27_90
47173 BENICIA STREET, FREMONT, CA 94538, USA TEL: (510) 771-1000 FAX: (510) 661-0888

This report shall not be reproduced except in full, without the written approval of UL Verification Services Inc.

Band

LTE5

5MHz

QPSK

High Frequency Substitution Measurement
Compliance Certification Services Chamber C

Company: Samsung
Project #: 14U17414
Date: 04/15/14
Test Engineer: K.Kedida
Configuration: EUT only
Mode: LTE band 5, 5MHz BW
QPSK, Average, RB1-0

Test Equipment:
Receiving: Sunol T185, and 3m Chamber N-type Cable (Setup this one for testing EUT)
Substitution: Dipole S/N: 00022117, 4ft SMA Cable (SN # 245200 001) Warehouse.

f MHz	SG reading (dBm)	Ant. Pol. (H/V)	Cable Loss (dB)	Antenna Gain (dBd)	ERP (dBm)	Limit (dBm)	Margin (dB)	Notes
Low Ch								
826.50	14.22	V	0.9	0.0	13.32	38.5	-25.1	
826.50	21.90	H	0.9	0.0	21.00	38.5	-17.4	
Mid Ch								
836.50	14.09	V	0.9	0.0	13.19	38.5	-25.3	
836.50	22.40	H	0.9	0.0	21.50	38.5	-16.9	
High Ch								
846.50	15.39	V	0.9	0.0	14.49	38.5	-24.0	
846.50	23.60	H	0.9	0.0	22.70	38.5	-15.7	

Rev. 3.17.11

UL VERIFICATION SERVICES INC. FORM NO: FCC_24_22_27_90
47173 BENICIA STREET, FREMONT, CA 94538, USA TEL: (510) 771-1000 FAX: (510) 661-0888

This report shall not be reproduced except in full, without the written approval of UL Verification Services Inc.

Band

LTE5

3MHz

16QAM

High Frequency Substitution Measurement
Compliance Certification Services Chamber C

Company: Samsung
Project #: 14U17414
Date: 04/15/14
Test Engineer: K.Kedida
Configuration: EUT only
Mode: LTE band 5, 3MHz BW
16QAM, Average, RB1-0

Test Equipment:
Receiving: Sunol T185, and 3m Chamber N-type Cable (Setup this one for testing EUT)
Substitution: Dipole S/N: 00022117, 4ft SMA Cable (SN # 245200 001) Warehouse.

f MHz	SG reading (dBm)	Ant. Pol. (H/V)	Cable Loss (dB)	Antenna Gain (dBd)	ERP (dBm)	Limit (dBm)	Margin (dB)	Notes
Low Ch								
825.50	13.82	V	0.9	0.0	12.92	38.5	-25.5	
825.50	21.10	H	0.9	0.0	20.20	38.5	-18.2	
Mid Ch								
836.50	13.62	V	0.9	0.0	12.72	38.5	-25.7	
836.50	21.40	H	0.9	0.0	20.50	38.5	-17.9	
High Ch								
847.50	14.29	V	0.9	0.0	13.39	38.5	-25.1	
847.50	22.50	H	0.9	0.0	21.60	38.5	-16.8	

Rev. 3.17.11

UL VERIFICATION SERVICES INC. FORM NO: FCC_24_22_27_90
47173 BENICIA STREET, FREMONT, CA 94538, USA TEL: (510) 771-1000 FAX: (510) 661-0888

This report shall not be reproduced except in full, without the written approval of UL Verification Services Inc.

Band

LTE5

3MHz

QPSK

High Frequency Substitution Measurement
Compliance Certification Services Chamber C

Company: Samsung
Project #: 14U17414
Date: 04/15/14
Test Engineer: K.Kedida
Configuration: EUT only
Mode: LTE band 5, 3MHz BW
QPSK, Average, RB1-0

Test Equipment:
Receiving: Sunol T185, and 3m Chamber N-type Cable (Setup this one for testing EUT)
Substitution: Dipole S/N: 00022117, 4ft SMA Cable (SN # 245200 001) Warehouse.

f MHz	SG reading (dBm)	Ant. Pol. (H/V)	Cable Loss (dB)	Antenna Gain (dBd)	ERP (dBm)	Limit (dBm)	Margin (dB)	Notes
Low Ch								
825.50	14.72	V	0.9	0.0	13.82	38.5	-24.6	
825.50	22.00	H	0.9	0.0	21.10	38.5	-17.3	
Mid Ch								
836.50	14.82	V	0.9	0.0	13.92	38.5	-24.5	
836.50	22.30	H	0.9	0.0	21.40	38.5	-17.0	
High Ch								
847.50	15.39	V	0.9	0.0	14.49	38.5	-24.0	
847.50	23.60	H	0.9	0.0	22.70	38.5	-15.7	

Rev. 3.17.11

UL VERIFICATION SERVICES INC. FORM NO: FCC_24_22_27_90
47173 BENICIA STREET, FREMONT, CA 94538, USA TEL: (510) 771-1000 FAX: (510) 661-0888

This report shall not be reproduced except in full, without the written approval of UL Verification Services Inc.

Band

LTE5

1.4MHz

16QAM

High Frequency Substitution Measurement
Compliance Certification Services Chamber C

Company: Samsung
Project #: 14U17414
Date: 04/15/14
Test Engineer: K.Kedida
Configuration: EUT only
Mode: LTE band 5, 1.4MHz BW
16QAM, Average, RB1-0

Test Equipment:
Receiving: Sunol T185, and 3m Chamber N-type Cable (Setup this one for testing EUT)
Substitution: Dipole S/N: 00022117, 4ft SMA Cable (SN # 245200 001) Warehouse.

f MHz	SG reading (dBm)	Ant. Pol. (H/V)	Cable Loss (dB)	Antenna Gain (dBd)	ERP (dBm)	Limit (dBm)	Margin (dB)	Notes
Low Ch								
825.50	13.22	V	0.9	0.0	12.32	38.5	-26.1	
825.50	21.30	H	0.9	0.0	20.40	38.5	-18.0	
Mid Ch								
836.50	13.32	V	0.9	0.0	12.42	38.5	-26.0	
836.50	21.50	H	0.9	0.0	20.60	38.5	-17.8	
High Ch								
847.50	13.79	V	0.9	0.0	12.89	38.5	-25.6	
847.50	22.10	H	0.9	0.0	21.20	38.5	-17.2	

Rev. 3.17.11

UL VERIFICATION SERVICES INC. FORM NO: FCC_24_22_27_90
47173 BENICIA STREET, FREMONT, CA 94538, USA TEL: (510) 771-1000 FAX: (510) 661-0888

This report shall not be reproduced except in full, without the written approval of UL Verification Services Inc.

Band

LTE5

1.4MHz

QPSK

High Frequency Substitution Measurement
Compliance Certification Services Chamber C

Company: Samsung
Project #: 14U17414
Date: 04/15/14
Test Engineer: K.Kedida
Configuration: EUT only
Mode: LTE band 5, 1.4MHz BW
QPSK, Average, RB1-0

Test Equipment:
Receiving: Sunol T185, and 3m Chamber N-type Cable (Setup this one for testing EUT)
Substitution: Dipole S/N: 00022117, 4ft SMA Cable (SN # 245200 001) Warehouse.

f MHz	SG reading (dBm)	Ant. Pol. (H/V)	Cable Loss (dB)	Antenna Gain (dBd)	ERP (dBm)	Limit (dBm)	Margin (dB)	Notes
Low Ch								
824.70	14.02	V	0.9	0.0	13.12	38.5	-25.3	
824.70	22.20	H	0.9	0.0	21.30	38.5	-17.1	
Mid Ch								
836.50	14.22	V	0.9	0.0	13.32	38.5	-25.1	
836.50	22.70	H	0.9	0.0	21.80	38.5	-16.6	
High Ch								
848.30	14.89	V	0.9	0.0	13.99	38.5	-24.5	
848.30	23.30	H	0.9	0.0	22.40	38.5	-16.0	

Rev. 3.17.11

UL VERIFICATION SERVICES INC. FORM NO: FCC_24_22_27_90
47173 BENICIA STREET, FREMONT, CA 94538, USA TEL: (510) 771-1000 FAX: (510) 661-0888

This report shall not be reproduced except in full, without the written approval of UL Verification Services Inc.

Band

Band 2

HSDPA

High Frequency Fundamental Measurement
Compliance Certification Services Chamber C

Company: Samsung
Project #: 14U17414
Date: 04/12/14
Test Engineer: K.Kedida
Configuration: EUT ONLY, X Position
Mode: HSDPA 1900MHz

Test Equipment:
Receiving: T119, and Chamber C SMA Cables
Substitution: Horn T59 Substitution, 4ft SMA Cable (244639001) Warehouse

f GHz	SG reading (dBm)	Ant. Pol. (H/V)	Cable Loss (dB)	Antenna Gain (dBi)	EIRP (dBm)	Limit (dBm)	Delta (dB)	Notes
Low Ch								
1.852	12.3	V	0.85	7.92	19.34	33.0	-13.7	
1.852	15.3	H	0.85	7.92	22.33	33.0	-10.7	
Mid Ch								
1.880	10.3	V	0.85	7.92	17.36	33.0	-15.6	
1.880	15.1	H	0.85	7.92	22.17	33.0	-10.8	
High Ch								
1.908	10.9	V	0.85	7.92	18.01	33.0	-15.0	
1.908	14.3	H	0.85	7.92	21.39	33.0	-11.6	

Rev. 3.17.11

UL VERIFICATION SERVICES INC. FORM NO: FCC_24_22_27_90
47173 BENICIA STREET, FREMONT, CA 94538, USA TEL: (510) 771-1000 FAX: (510) 661-0888

This report shall not be reproduced except in full, without the written approval of UL Verification Services Inc.

Band

Band 2

REL99

High Frequency Fundamental Measurement
Compliance Certification Services Chamber C

Company: Samsung
Project #: 14U17414
Date: 04/12/14
Test Engineer: K.Kedida
Configuration: EUT ONLY, X Position
Mode: REL99 1900MHz

Test Equipment:
Receiving: T119, and Chamber C SMA Cables
Substitution: Horn T59 Substitution, 4ft SMA Cable (244639001) Warehouse

f GHz	SG reading (dBm)	Ant. Pol. (H/V)	Cable Loss (dB)	Antenna Gain (dBi)	EIRP (dBm)	Limit (dBm)	Delta (dB)	Notes
Low Ch								
1.852	13.0	V	0.85	7.92	20.08	33.0	-12.9	
1.852	15.7	H	0.85	7.92	22.75	33.0	-10.3	
Mid Ch								
1.880	11.3	V	0.85	7.92	18.41	33.0	-14.6	
1.880	15.5	H	0.85	7.92	22.57	33.0	-10.4	
High Ch								
1.908	11.7	V	0.85	7.92	18.73	33.0	-14.3	
1.908	15.3	H	0.85	7.92	22.34	33.0	-10.7	

Rev. 3.17.11

UL VERIFICATION SERVICES INC. FORM NO: FCC_24_22_27_90
47173 BENICIA STREET, FREMONT, CA 94538, USA TEL: (510) 771-1000 FAX: (510) 661-0888

This report shall not be reproduced except in full, without the written approval of UL Verification Services Inc.

Band

Band 5

HSDPA

High Frequency Substitution Measurement
Compliance Certification Services Chamber C

Company: Samsung
Project #: 14U17414
Date: 04/16/14
Test Engineer: D. Soper
Configuration: EUT ONLY, X position
Mode: HSDPA 850MHz

Test Equipment:
Receiving: Sunol T407, and Chamber C SMA Cables
Substitution: Dipole S/N: 00022117, 4ft SMA Cable (SN # 244640 002)

f MHz	SG reading (dBm)	Ant. Pol. (H/V)	Cable Loss (dB)	Antenna Gain (dBd)	ERP (dBm)	Limit (dBm)	Margin (dB)	Notes
Low Ch								
826.40	6.41	V	0.9	0.0	5.51	38.5	-32.9	
826.40	17.71	H	0.9	0.0	16.81	38.5	-21.6	
Mid Ch								
836.60	8.06	V	0.9	0.0	7.16	38.5	-31.3	
836.60	18.70	H	0.9	0.0	17.80	38.5	-20.6	
High Ch								
846.60	8.40	V	0.9	0.0	7.50	38.5	-30.9	
846.60	18.91	H	0.9	0.0	18.01	38.5	-20.4	

Rev. 3.17.11

UL VERIFICATION SERVICES INC. FORM NO: FCC_24_22_27_90
47173 BENICIA STREET, FREMONT, CA 94538, USA TEL: (510) 771-1000 FAX: (510) 661-0888

This report shall not be reproduced except in full, without the written approval of UL Verification Services Inc.

Band

Band 5

REL99

High Frequency Substitution Measurement
Compliance Certification Services Chamber C

Company: Samsung
Project #: 14U17414
Date: 04/16/14
Test Engineer: D. Soper
Configuration: EUT ONLY, X position
Mode: REL99 850MHz

Test Equipment:
Receiving: Sunol T407, and Chamber C SMA Cables
Substitution: Dipole S/N: 00022117, 4ft SMA Cable (SN # 244640 002)

f MHz	SG reading (dBm)	Ant. Pol. (H/V)	Cable Loss (dB)	Antenna Gain (dBd)	ERP (dBm)	Limit (dBm)	Margin (dB)	Notes
Low Ch								
826.40	7.95	V	0.9	0.0	7.05	38.5	-31.4	
826.40	19.05	H	0.9	0.0	18.15	38.5	-20.3	
Mid Ch								
836.60	9.81	V	0.9	0.0	8.91	38.5	-29.5	
836.60	19.51	H	0.9	0.0	18.61	38.5	-19.8	
High Ch								
846.60	10.21	V	0.9	0.0	9.31	38.5	-29.1	
846.60	20.08	H	0.9	0.0	19.18	38.5	-19.3	

Rev. 3.17.11

UL VERIFICATION SERVICES INC. FORM NO: FCC_24_22_27_90
47173 BENICIA STREET, FREMONT, CA 94538, USA TEL: (510) 771-1000 FAX: (510) 661-0888

This report shall not be reproduced except in full, without the written approval of UL Verification Services Inc.

Band

GSM1900

GPRS

High Frequency Fundamental Measurement
Compliance Certification Services Chamber C

Company: Samsung
Project #: 14U17414
Date: 04/11/14
Test Engineer: D. Soper
Configuration: EUT ONLY, X Position
Mode: GPRS 1900MHz

Test Equipment:
Receiving: T60, and Chamber C SMA Cables
Substitution: Horn T59 Substitution, 4ft SMA Cable (244639001) Warehouse

f GHz	SG reading (dBm)	Ant. Pol. (H/V)	Cable Loss (dB)	Antenna Gain (dBi)	EIRP (dBm)	Limit (dBm)	Delta (dB)	Notes
Low Ch								
1.850	11.5	V	0.85	7.90	18.54	33.0	-14.5	
1.850	19.1	H	0.85	7.90	26.17	33.0	-6.8	
Mid Ch								
1.880	12.0	V	0.85	7.90	19.08	33.0	-13.9	
1.880	22.0	H	0.85	7.90	29.09	33.0	-3.9	
High Ch								
1.910	11.5	V	0.85	7.80	18.49	33.0	-14.5	
1.910	22.5	H	0.85	7.80	29.45	33.0	-3.6	

Rev. 3.17.11

UL VERIFICATION SERVICES INC. FORM NO: FCC_24_22_27_90
47173 BENICIA STREET, FREMONT, CA 94538, USA TEL: (510) 771-1000 FAX: (510) 661-0888

This report shall not be reproduced except in full, without the written approval of UL Verification Services Inc.

Band

GSM1900

GPRS

High Frequency Fundamental Measurement
Compliance Certification Services Chamber C

Company: Samsung
Project #: 14U17414
Date: 04/11/14
Test Engineer: D. Soper
Configuration: EUT ONLY, X Position
Mode: GPRS 1900MHz

Test Equipment:
Receiving: T60, and Chamber C SMA Cables
Substitution: Horn T59 Substitution, 4ft SMA Cable (244639001) Warehouse

f GHz	SG reading (dBm)	Ant. Pol. (H/V)	Cable Loss (dB)	Antenna Gain (dBi)	EIRP (dBm)	Limit (dBm)	Delta (dB)	Notes
Low Ch								
1.850	11.5	V	0.85	7.90	18.54	33.0	-14.5	
1.850	19.1	H	0.85	7.90	26.17	33.0	-6.8	
Mid Ch								
1.880	12.0	V	0.85	7.90	19.08	33.0	-13.9	
1.880	22.0	H	0.85	7.90	29.09	33.0	-3.9	
High Ch								
1.910	11.5	V	0.85	7.80	18.49	33.0	-14.5	
1.910	22.5	H	0.85	7.80	29.45	33.0	-3.6	

Rev. 3.17.11

UL VERIFICATION SERVICES INC. FORM NO: FCC_24_22_27_90
47173 BENICIA STREET, FREMONT, CA 94538, USA TEL: (510) 771-1000 FAX: (510) 661-0888

This report shall not be reproduced except in full, without the written approval of UL Verification Services Inc.

UL VERIFICATION SERVICES INC. FORM NO: FCC_24_22_27_90
47173 BENICIA STREET, FREMONT, CA 94538, USA TEL: (510) 771-1000 FAX: (510) 661-0888

This report shall not be reproduced except in full, without the written approval of UL Verification Services Inc.

11.2. FIELD STRENGTH OF SPURIOUS RADIATION

RULE PART(S)

FCC: §2.1053, §22.917, §24.238, and §27

LIMIT

§22.917 (e) and §24.238 (a): Out of band emissions. The power of any emission outside of the authorized operating frequency ranges must be attenuated below the transmitting power (P) by a factor of at least 43 + 10 log (P) dB

TEST PROCEDURE

For Cellular equipment - Compliance with these rules is based on the use of measurement instrumentation employing a resolution bandwidth of 100 kHz or greater. In the 1 MHz bands immediately outside and adjacent to the frequency block a resolution bandwidth of at least one percent of the emission bandwidth of the fundamental emission of the transmitter may be employed. A narrower resolution bandwidth is permitted in all cases to improve measurement accuracy provided the measured power is integrated over the full required measurement bandwidth (i.e. 100 kHz or 1 percent of emission bandwidth, as specified). The emission bandwidth is defined as the width of the signal between two points, one below the carrier center frequency and one above the carrier center frequency, outside of which all emissions are attenuated at least 26 dB below the transmitter power.

For PCS equipment - Compliance with these rules is based on the use of measurement instrumentation employing a resolution bandwidth of 1 MHz or greater. However, in the 1 MHz bands immediately outside and adjacent to the frequency block a resolution bandwidth of at least one percent of the emission bandwidth of the fundamental emission of the transmitter may be employed. A narrower resolution bandwidth is permitted in all cases to improve measurement accuracy provided the measured power is integrated over the full required measurement bandwidth (i.e. 1 MHz or 1 percent of emission bandwidth, as specified). The emission bandwidth is defined as the width of the signal between two points, one below the carrier center frequency and one above the carrier center frequency, outside of which all emissions are attenuated at least 26 dB below the transmitter power.

RESULTS

UL VERIFICATION SERVICES INC. FORM NO: FCC_24_22_27_90
47173 BENICIA STREET, FREMONT, CA 94538, USA TEL: (510) 771-1000 FAX: (510) 661-0888

This report shall not be reproduced except in full, without the written approval of UL Verification Services Inc.

11.2.1. SPURIOUS RADIATION DATA

Compliance Certification Services
Above 1GHz High Frequency Substitution Measurement

Company: LG
Project #: 14U17021
Date: 03/27/14
Test Engineer: R. Alegre
Configuration: EUT with Wireless charger
Mode: TX, LTE B17 10MHz 16QAM

Chamber	Pre-amplifer	Filter	Limit
3m Chamber C	T145 8449B	Filter 1	Part 27

Band	f GHz	SG reading (dBm)	Ant. Pol. (H/V)	Distance (m)	Preamp (dB)	Filter (dB)	ERP (dBm)	Limit (dBm)	Delta (dB)	Notes
	Low Ch, (709MHz)									
LTE17	1.418	-30.8	V	3.0	33.1	1.0	-62.9	-13.0	-49.9	
	2.127	-26.1	V	3.0	31.6	1.0	-56.7	-13.0	-43.7	
10MHz	2.836	-25.5	V	3.0	31.0	1.0	-55.5	-13.0	-42.5	
	1.418	-30.5	H	3.0	33.1	1.0	-62.6	-13.0	-49.6	
16QAM	2.127	-26.4	H	3.0	31.6	1.0	-57.0	-13.0	-44.0	
	2.836	-26.0	H	3.0	31.0	1.0	-56.0	-13.0	-43.0	
	Mid Ch, (710MHz)									
	1.420	-30.1	V	3.0	33.1	1.0	-62.2	-13.0	-49.2	
	2.130	-26.1	V	3.0	31.6	1.0	-56.7	-13.0	-43.7	
	2.840	-25.3	V	3.0	31.0	1.0	-55.3	-13.0	-42.3	
	1.420	-31.1	H	3.0	33.1	1.0	-63.2	-13.0	-50.2	
	2.130	-26.9	H	3.0	31.6	1.0	-57.5	-13.0	-44.5	
	2.840	-25.9	H	3.0	31.0	1.0	-55.9	-13.0	-42.9	
	High Ch, (711MHz)									
	1.422	-30.8	V	3.0	33.1	1.0	-62.9	-13.0	-49.9	
	2.133	-26.2	V	3.0	31.6	1.0	-56.7	-13.0	-43.7	
	2.844	-25.4	V	3.0	31.0	1.0	-55.4	-13.0	-42.4	
	1.422	-30.4	H	3.0	33.1	1.0	-62.5	-13.0	-49.5	
	2.133	-25.8	H	3.0	31.6	1.0	-56.3	-13.0	-43.3	
	2.844	-26.0	H	3.0	31.0	1.0	-56.1	-13.0	-43.1	

Rev. 03.03.09

UL VERIFICATION SERVICES INC. FORM NO: FCC_24_22_27_90
47173 BENICIA STREET, FREMONT, CA 94538, USA TEL: (510) 771-1000 FAX: (510) 661-0888

This report shall not be reproduced except in full, without the written approval of UL Verification Services Inc.

Compliance Certification Services
Above 1GHz High Frequency Substitution Measurement

Company: LG
Project #: 14U17021
Date: 03/27/14
Test Engineer: R. Alegre
Configuration: EUT with Wireless charger
Mode: TX, LTE B17 10MHz QPSK

Chamber	Pre-amplifer	Filter	Limit
3m Chamber C	T145 8449B	Filter 1	Part 27

Band	f GHz	SG reading (dBm)	Ant. Pol. (H/V)	Distance (m)	Preamp (dB)	Filter (dB)	ERP (dBm)	Limit (dBm)	Delta (dB)	Notes
	Low Ch, (709MHz)									
LTE17	1.418	-30.4	V	3.0	33.1	1.0	-62.5	-13.0	-49.5	
	2.127	-25.8	V	3.0	31.6	1.0	-56.3	-13.0	-43.3	
10MHz	2.836	-24.8	V	3.0	31.0	1.0	-54.8	-13.0	-41.8	
	1.418	-29.8	H	3.0	33.1	1.0	-61.8	-13.0	-48.8	
QPSK	2.127	-26.0	H	3.0	31.6	1.0	-56.5	-13.0	-43.5	
	2.836	-25.6	H	3.0	31.0	1.0	-55.7	-13.0	-42.7	
	Mid Ch, (710MHz)									
	1.420	-29.9	V	3.0	33.1	1.0	-62.0	-13.0	-49.0	
	2.130	-25.8	V	3.0	31.6	1.0	-56.4	-13.0	-43.4	
	2.840	-25.3	V	3.0	31.0	1.0	-55.3	-13.0	-42.3	
	1.420	-30.5	H	3.0	33.1	1.0	-62.5	-13.0	-49.5	
	2.130	-26.6	H	3.0	31.6	1.0	-57.1	-13.0	-44.1	
	2.840	-25.5	H	3.0	31.0	1.0	-55.5	-13.0	-42.5	
	High Ch, (711MHz)									
	1.422	-30.3	V	3.0	33.1	1.0	-62.4	-13.0	-49.4	
	2.133	-26.0	V	3.0	31.6	1.0	-56.6	-13.0	-43.6	
	2.844	-24.9	V	3.0	31.0	1.0	-54.9	-13.0	-41.9	
	1.422	-30.0	H	3.0	33.1	1.0	-62.1	-13.0	-49.1	
	2.133	-25.2	H	3.0	31.6	1.0	-55.8	-13.0	-42.8	
	2.844	-25.7	H	3.0	31.0	1.0	-55.8	-13.0	-42.8	

Rev. 03.03.09

UL VERIFICATION SERVICES INC. FORM NO: FCC_24_22_27_90
47173 BENICIA STREET, FREMONT, CA 94538, USA TEL: (510) 771-1000 FAX: (510) 661-0888

This report shall not be reproduced except in full, without the written approval of UL Verification Services Inc.

Compliance Certification Services
Above 1GHz High Frequency Substitution Measurement

Company: Samsung
Project #: 14U17414
Date: 04/11/14
Test Engineer: K.Kedida
Configuration: EUT/ X position
Mode: TX, LTE B17 5MHz 16QAM

Chamber	Pre-amplifer	Filter	Limit
3m Chamber C	T145 8449B	Filter 1	Part 27

Band	f GHz	SG reading (dBm)	Ant. Pol. (H/V)	Distance (m)	Preamp (dB)	Filter (dB)	ERP (dBm)	Limit (dBm)	Delta (dB)	Notes
	Low Ch, (706.5MHz)									
LTE17	1.413	-30.1	V	3.0	33.1	1.0	-62.2	-13.0	-49.2	
	2.120	-25.9	V	3.0	31.6	1.0	-56.5	-13.0	-43.5	
5MHz	2.826	-25.7	V	3.0	31.0	1.0	-55.7	-13.0	-42.7	
	1.413	-30.3	H	3.0	33.1	1.0	-62.4	-13.0	-49.4	
16QAM	2.120	-27.2	H	3.0	31.6	1.0	-57.8	-13.0	-44.8	
	2.826	-25.7	H	3.0	31.0	1.0	-55.7	-13.0	-42.7	
	Mid Ch, (710MHz)									
	1.420	-29.7	V	3.0	33.1	1.0	-61.8	-13.0	-48.8	
	2.130	-24.7	V	3.0	31.6	1.0	-55.2	-13.0	-42.2	
	2.840	-25.6	V	3.0	31.0	1.0	-55.6	-13.0	-42.6	
	1.420	-30.5	H	3.0	33.1	1.0	-62.6	-13.0	-49.6	
	2.130	-26.5	H	3.0	31.6	1.0	-57.0	-13.0	-44.0	
	2.840	-26.1	H	3.0	31.0	1.0	-56.1	-13.0	-43.1	
	High Ch, (713.5MHz)									
	1.427	-31.4	V	3.0	33.1	1.0	-63.4	-13.0	-50.4	
	2.141	-25.7	V	3.0	31.6	1.0	-56.2	-13.0	-43.2	
	2.854	-25.4	V	3.0	31.0	1.0	-55.4	-13.0	-42.4	
	1.427	-30.6	H	3.0	33.1	1.0	-62.7	-13.0	-49.7	
	2.141	-26.4	H	3.0	31.6	1.0	-57.0	-13.0	-44.0	
	2.854	-26.1	H	3.0	31.0	1.0	-56.1	-13.0	-43.1	

Rev. 03.03.09

UL VERIFICATION SERVICES INC. FORM NO: FCC_24_22_27_90
47173 BENICIA STREET, FREMONT, CA 94538, USA TEL: (510) 771-1000 FAX: (510) 661-0888

This report shall not be reproduced except in full, without the written approval of UL Verification Services Inc.

Compliance Certification Services
Above 1GHz High Frequency Substitution Measurement

Company: Samsung
Project #: 14U17414
Date: 04/11/14
Test Engineer: K.Kedida
Configuration: EUT/ X position
Mode: TX, LTE B17 5MHz QPSK

Chamber	Pre-amplifer	Filter	Limit
3m Chamber C	T145 8449B	Filter 1	Part 27

Band	f GHz	SG reading (dBm)	Ant. Pol. (H/V)	Distance (m)	Preamp (dB)	Filter (dB)	ERP (dBm)	Limit (dBm)	Delta (dB)	Notes
	Low Ch, (706.5MHz)									
LTE17	1.413	-29.8	V	3.0	33.1	1.0	-61.9	-13.0	-48.9	
	2.120	-25.7	V	3.0	31.6	1.0	-56.3	-13.0	-43.3	
5MHz	2.826	-25.4	V	3.0	31.0	1.0	-55.5	-13.0	-42.5	
	1.413	-29.9	H	3.0	33.1	1.0	-62.0	-13.0	-49.0	
QPSK	2.120	-26.9	H	3.0	31.6	1.0	-57.5	-13.0	-44.5	
	2.826	-25.6	H	3.0	31.0	1.0	-55.7	-13.0	-42.7	
	Mid Ch, (710MHz)									
	1.420	-30.3	V	3.0	33.1	1.0	-62.4	-13.0	-49.4	
	2.130	-24.3	V	3.0	31.6	1.0	-54.9	-13.0	-41.9	
	2.840	-25.4	V	3.0	31.0	1.0	-55.5	-13.0	-42.5	
	1.420	-30.4	H	3.0	33.1	1.0	-62.5	-13.0	-49.5	
	2.130	-26.2	H	3.0	31.6	1.0	-56.8	-13.0	-43.8	
	2.840	-25.3	H	3.0	31.0	1.0	-55.4	-13.0	-42.4	
	High Ch, (713.5MHz)									
	1.427	-30.9	V	3.0	33.1	1.0	-62.9	-13.0	-49.9	
	2.141	-25.1	V	3.0	31.6	1.0	-55.7	-13.0	-42.7	
	2.854	-25.1	V	3.0	31.0	1.0	-55.1	-13.0	-42.1	
	1.427	-30.5	H	3.0	33.1	1.0	-62.6	-13.0	-49.6	
	2.141	-26.3	H	3.0	31.6	1.0	-56.8	-13.0	-43.8	
	2.854	-25.6	H	3.0	31.0	1.0	-55.6	-13.0	-42.6	

Rev. 03.03.09

UL VERIFICATION SERVICES INC. FORM NO: FCC_24_22_27_90
47173 BENICIA STREET, FREMONT, CA 94538, USA TEL: (510) 771-1000 FAX: (510) 661-0888

This report shall not be reproduced except in full, without the written approval of UL Verification Services Inc.

Band

LTE5

10MHz

16QAM

UL Verification Services
Above 1GHz High Frequency Substitution Measurement

Company: Samsung
Project #: 14U17414
Date: 04/11/14
Test Engineer: D. Soper
Configuration: EUT/ X position
Mode: TX, LTE BAND 5, 10MHz BW,16QAM

Chamber	Pre-amplifer	Filter	Limit
3m Chamber	T145 8449B	Filter 1	FCC Part 22

f GHz	SG reading (dBm)	Ant. Pol. (H/V)	Distance (m)	Preamp (dB)	Filter (dB)	ERP (dBm)	Limit (dBm)	Delta (dB)	Notes
Low Channel (829MHz)									
1.658	-29.5	V	3.0	35.5	1.0	-64.0	-13.0	-51.0	
2.487	-23.6	V	3.0	35.4	1.0	-58.0	-13.0	-45.0	
3.316	-21.0	V	3.0	35.5	1.0	-55.5	-13.0	-42.5	
1.658	-30.0	H	3.0	35.5	1.0	-64.6	-13.0	-51.6	
2.487	-23.5	H	3.0	35.4	1.0	-57.9	-13.0	-44.9	
3.316	-20.0	H	3.0	35.5	1.0	-54.5	-13.0	-41.5	
Mid Channel (836.5MHz)									
1.673	-30.0	V	3.0	35.5	1.0	-64.6	-13.0	-51.6	
2.509	-24.8	V	3.0	35.4	1.0	-59.2	-13.0	-46.2	
3.346	-20.7	V	3.0	35.5	1.0	-55.2	-13.0	-42.2	
1.673	-29.9	H	3.0	35.5	1.0	-64.4	-13.0	-51.4	
2.509	-26.3	H	3.0	35.4	1.0	-60.8	-13.0	-47.8	
3.346	-21.1	H	3.0	35.5	1.0	-55.6	-13.0	-42.6	
High Channel (844MHz)									
1.688	-29.2	V	3.0	35.5	1.0	-63.7	-13.0	-50.7	
2.532	-24.0	V	3.0	35.4	1.0	-58.4	-13.0	-45.4	
3.376	-19.9	V	3.0	35.5	1.0	-54.4	-13.0	-41.4	
1.688	-29.2	H	3.0	35.5	1.0	-63.7	-13.0	-50.7	
2.532	-26.0	H	3.0	35.4	1.0	-60.4	-13.0	-47.4	
3.376	-19.5	H	3.0	35.5	1.0	-54.0	-13.0	-41.0	

Rev. 03.03.09
Note: No other emissions were detected above the system noise floor.

UL VERIFICATION SERVICES INC. FORM NO: FCC_24_22_27_90
47173 BENICIA STREET, FREMONT, CA 94538, USA TEL: (510) 771-1000 FAX: (510) 661-0888

This report shall not be reproduced except in full, without the written approval of UL Verification Services Inc.

Band

LTE5

10MHz

QPSK

UL Verification Services
Above 1GHz High Frequency Substitution Measurement

Company: Samsung
Project #: 14U17414
Date: 04/11/14
Test Engineer: D. Soper
Configuration: EUT/ X position
Mode: TX, LTE BAND 5, 10MHz BW,QPSK

Chamber	Pre-amplifer	Filter	Limit
3m Chamber	T145 8449B	Filter 1	FCC Part 22

f GHz	SG reading (dBm)	Ant. Pol. (H/V)	Distance (m)	Preamp (dB)	Filter (dB)	ERP (dBm)	Limit (dBm)	Delta (dB)	Notes
Low Channel (829MHz)									
1.658	-29.3	V	3.0	35.5	1.0	-63.9	-13.0	-50.9	
2.487	-24.6	V	3.0	35.4	1.0	-59.0	-13.0	-46.0	
3.316	-21.1	V	3.0	35.5	1.0	-55.7	-13.0	-42.7	
1.658	-29.7	H	3.0	35.5	1.0	-64.3	-13.0	-51.3	
2.487	-26.2	H	3.0	35.4	1.0	-60.6	-13.0	-47.6	
3.316	-20.3	H	3.0	35.5	1.0	-54.9	-13.0	-41.9	
Mid Channel (836.5MHz)									
1.673	-29.4	V	3.0	35.5	1.0	-63.9	-13.0	-50.9	
2.509	-24.0	V	3.0	35.4	1.0	-58.5	-13.0	-45.5	
3.346	-20.9	V	3.0	35.5	1.0	-55.4	-13.0	-42.4	
1.673	-29.1	H	3.0	35.5	1.0	-63.6	-13.0	-50.6	
2.509	-25.7	H	3.0	35.4	1.0	-60.1	-13.0	-47.1	
3.346	-20.8	H	3.0	35.5	1.0	-55.3	-13.0	-42.3	
High Channel (844MHz)									
1.688	-28.9	V	3.0	35.5	1.0	-63.4	-13.0	-50.4	
2.532	-24.4	V	3.0	35.4	1.0	-58.8	-13.0	-45.8	
3.376	-20.2	V	3.0	35.5	1.0	-54.7	-13.0	-41.7	
1.688	-29.5	H	3.0	35.5	1.0	-64.0	-13.0	-51.0	
2.532	-25.7	H	3.0	35.4	1.0	-60.1	-13.0	-47.1	
3.376	-20.0	H	3.0	35.5	1.0	-54.5	-13.0	-41.5	

Rev. 03.03.09
Note: No other emissions were detected above the system noise floor.

UL VERIFICATION SERVICES INC. FORM NO: FCC_24_22_27_90
47173 BENICIA STREET, FREMONT, CA 94538, USA TEL: (510) 771-1000 FAX: (510) 661-0888

This report shall not be reproduced except in full, without the written approval of UL Verification Services Inc.

Band

LTE5

5MHz

16QAM

UL Verification Services
Above 1GHz High Frequency Substitution Measurement

Company: Samsung
Project #: 14U17414
Date: 04/11/14
Test Engineer: K.Kedida
Configuration: EUT/ X position
Mode: TX, LTE BAND 5, 5MHz BW,16QAM

Chamber	Pre-amplifer	Filter	Limit
3m Chamber	T145 8449B	Filter 1	FCC Part 22

f GHz	SG reading (dBm)	Ant. Pol. (H/V)	Distance (m)	Preamp (dB)	Filter (dB)	ERP (dBm)	Limit (dBm)	Delta (dB)	Notes
Low Channel (826.5MHz)									
1.653	-27.3	V	3.0	35.5	1.0	-61.8	-13.0	-48.8	
2.479	-24.2	V	3.0	35.4	1.0	-58.7	-13.0	-45.7	
3.306	-22.9	V	3.0	35.5	1.0	-57.4	-13.0	-44.4	
1.653	-28.2	H	3.0	35.5	1.0	-62.7	-13.0	-49.7	
2.479	-26.7	H	3.0	35.4	1.0	-61.1	-13.0	-48.1	
3.306	-23.5	H	3.0	35.5	1.0	-58.1	-13.0	-45.1	
Mid Channel (836.5MHz)									
1.673	-27.6	V	3.0	35.5	1.0	-62.2	-13.0	-49.2	
2.509	-24.7	V	3.0	35.4	1.0	-59.2	-13.0	-46.2	
3.346	-22.9	V	3.0	35.5	1.0	-57.4	-13.0	-44.4	
1.673	-28.0	H	3.0	35.5	1.0	-62.5	-13.0	-49.5	
2.509	-25.7	H	3.0	35.4	1.0	-60.1	-13.0	-47.1	
3.346	-23.2	H	3.0	35.5	1.0	-57.7	-13.0	-44.7	
High Channel (846.5MHz)									
1.693	-26.7	V	3.0	35.5	1.0	-61.2	-13.0	-48.2	
2.539	-23.9	V	3.0	35.4	1.0	-58.3	-13.0	-45.3	
3.386	-23.1	V	3.0	35.5	1.0	-57.6	-13.0	-44.6	
1.693	-28.3	H	3.0	35.5	1.0	-62.9	-13.0	-49.9	
2.539	-25.9	H	3.0	35.4	1.0	-60.3	-13.0	-47.3	
3.386	-23.0	H	3.0	35.5	1.0	-57.5	-13.0	-44.5	

Rev. 03.03.09
Note: No other emissions were detected above the system noise floor.

UL VERIFICATION SERVICES INC. FORM NO: FCC_24_22_27_90
47173 BENICIA STREET, FREMONT, CA 94538, USA TEL: (510) 771-1000 FAX: (510) 661-0888

This report shall not be reproduced except in full, without the written approval of UL Verification Services Inc.

Band

LTE5

5MHz

QPSK

UL Verification Services
Above 1GHz High Frequency Substitution Measurement

Company: Samsung
Project #: 14U17414
Date: 04/11/14
Test Engineer: K.Kedida
Configuration: EUT/ X position
Mode: TX, LTE BAND 5, 5MHz BW,QPSK

Chamber	Pre-amplifer	Filter	Limit
3m Chamber	T145 8449B	Filter 1	FCC Part 22

f GHz	SG reading (dBm)	Ant. Pol. (H/V)	Distance (m)	Preamp (dB)	Filter (dB)	ERP (dBm)	Limit (dBm)	Delta (dB)	Notes
Low Channel (826.5MHz)									
1.653	-27.0	V	3.0	35.5	1.0	-61.5	-13.0	-48.5	
2.479	-23.7	V	3.0	35.4	1.0	-58.1	-13.0	-45.1	
3.306	-22.3	V	3.0	35.5	1.0	-56.9	-13.0	-43.9	
1.653	-27.5	H	3.0	35.5	1.0	-62.0	-13.0	-49.0	
2.479	-26.2	H	3.0	35.4	1.0	-60.6	-13.0	-47.6	
3.306	-23.1	H	3.0	35.5	1.0	-57.7	-13.0	-44.7	
Mid Channel (836.5MHz)									
1.673	-27.4	V	3.0	35.5	1.0	-61.9	-13.0	-48.9	
2.509	-24.2	V	3.0	35.4	1.0	-58.6	-13.0	-45.6	
3.346	-22.4	V	3.0	35.5	1.0	-56.9	-13.0	-43.9	
1.673	-27.5	H	3.0	35.5	1.0	-62.1	-13.0	-49.1	
2.509	-25.5	H	3.0	35.4	1.0	-59.9	-13.0	-46.9	
3.346	-22.9	H	3.0	35.5	1.0	-57.4	-13.0	-44.4	
High Channel (846.5MHz)									
1.693	-26.0	V	3.0	35.5	1.0	-60.5	-13.0	-47.5	
2.539	-23.6	V	3.0	35.4	1.0	-58.0	-13.0	-45.0	
3.386	-22.8	V	3.0	35.5	1.0	-57.3	-13.0	-44.3	
1.693	-27.8	H	3.0	35.5	1.0	-62.4	-13.0	-49.4	
2.539	-25.4	H	3.0	35.4	1.0	-59.8	-13.0	-46.8	
3.386	-22.5	H	3.0	35.5	1.0	-57.0	-13.0	-44.0	

Rev. 03.03.09
Note: No other emissions were detected above the system noise floor.

UL VERIFICATION SERVICES INC. FORM NO: FCC_24_22_27_90
47173 BENICIA STREET, FREMONT, CA 94538, USA TEL: (510) 771-1000 FAX: (510) 661-0888

This report shall not be reproduced except in full, without the written approval of UL Verification Services Inc.

Band

LTE5

3MHz

16QAM

UL Verification Services
Above 1GHz High Frequency Substitution Measurement

Company: Samsung
Project #: 14U17414
Date: 04/11/14
Test Engineer: K.Kedida
Configuration: EUT/ X position
Mode: TX, LTE BAND 5, 3MHz BW,16QAM

Chamber	Pre-amplifer	Filter	Limit
3m Chamber	T145 8449B	Filter 1	FCC Part 22

f GHz	SG reading (dBm)	Ant. Pol. (H/V)	Distance (m)	Preamp (dB)	Filter (dB)	ERP (dBm)	Limit (dBm)	Delta (dB)	Notes
Low Channel (825.5MHz)									
1.651	-27.1	V	3.0	35.5	1.0	-61.7	-13.0	-48.7	
2.476	-23.8	V	3.0	35.4	1.0	-58.2	-13.0	-45.2	
3.302	-23.2	V	3.0	35.5	1.0	-57.8	-13.0	-44.8	
1.651	-27.9	H	3.0	35.5	1.0	-62.4	-13.0	-49.4	
2.476	-25.9	H	3.0	35.4	1.0	-60.3	-13.0	-47.3	
3.302	-23.2	H	3.0	35.5	1.0	-57.7	-13.0	-44.7	
Mid Channel (836.5MHz)									
1.673	-28.4	V	3.0	35.5	1.0	-62.9	-13.0	-49.9	
2.509	-24.7	V	3.0	35.4	1.0	-59.1	-13.0	-46.1	
3.346	-23.0	V	3.0	35.5	1.0	-57.5	-13.0	-44.5	
1.673	-28.8	H	3.0	35.5	1.0	-63.4	-13.0	-50.4	
2.509	-26.1	H	3.0	35.4	1.0	-60.5	-13.0	-47.5	
3.346	-23.3	H	3.0	35.5	1.0	-57.8	-13.0	-44.8	
High Channel (847.5MHz)									
1.695	-24.5	V	3.0	35.5	1.0	-59.0	-13.0	-46.0	
2.542	-23.8	V	3.0	35.4	1.0	-58.2	-13.0	-45.2	
3.390	-22.7	V	3.0	35.5	1.0	-57.2	-13.0	-44.2	
1.695	-27.0	H	3.0	35.5	1.0	-61.5	-13.0	-48.5	
2.542	-25.3	H	3.0	35.4	1.0	-59.7	-13.0	-46.7	
3.390	-22.9	H	3.0	35.5	1.0	-57.4	-13.0	-44.4	

Rev. 03.03.09
Note: No other emissions were detected above the system noise floor.

UL VERIFICATION SERVICES INC. FORM NO: FCC_24_22_27_90
47173 BENICIA STREET, FREMONT, CA 94538, USA TEL: (510) 771-1000 FAX: (510) 661-0888

This report shall not be reproduced except in full, without the written approval of UL Verification Services Inc.

UL Verification Services
Above 1GHz High Frequency Substitution Measurement

Company:	Samsung
Project #:	14U17414
Date:	04/11/14
Test Engineer:	K.Kedida
Configuration:	EUT/ X position
Mode:	TX, LTE BAND 5, 3MHz BW,QPSK

Chamber	Pre-amplifer	Filter	Limit
3m Chamber	T145 8449B	Filter 1	FCC Part 22

Band LTE5 3MHz QPSK

f GHz	SG reading (dBm)	Ant. Pol. (H/V)	Distance (m)	Preamp (dB)	Filter (dB)	ERP (dBm)	Limit (dBm)	Delta (dB)	Notes
Low Channel (825.5MHz)									
1.651	-26.8	V	3.0	35.5	1.0	-61.4	-13.0	-48.4	
2.476	-23.6	V	3.0	35.4	1.0	-58.0	-13.0	-45.0	
3.302	-22.7	V	3.0	35.5	1.0	-57.3	-13.0	-44.3	
1.651	-27.5	H	3.0	35.5	1.0	-62.1	-13.0	-49.1	
2.476	-25.5	H	3.0	35.4	1.0	-59.9	-13.0	-46.9	
3.302	-22.8	H	3.0	35.5	1.0	-57.3	-13.0	-44.3	
Mid Channel (836.5MHz)									
1.673	-28.2	V	3.0	35.5	1.0	-62.7	-13.0	-49.7	
2.509	-24.2	V	3.0	35.4	1.0	-58.7	-13.0	-45.7	
3.346	-22.3	V	3.0	35.5	1.0	-56.8	-13.0	-43.8	
1.673	-28.3	H	3.0	35.5	1.0	-62.8	-13.0	-49.8	
2.509	-25.7	H	3.0	35.4	1.0	-60.1	-13.0	-47.1	
3.346	-23.2	H	3.0	35.5	1.0	-57.7	-13.0	-44.7	
High Channel (847.5MHz)									
1.695	-23.5	V	3.0	35.5	1.0	-58.0	-13.0	-45.0	
2.542	-23.6	V	3.0	35.4	1.0	-58.0	-13.0	-45.0	
3.390	-22.6	V	3.0	35.5	1.0	-57.1	-13.0	-44.1	
1.695	-27.7	H	3.0	35.5	1.0	-62.2	-13.0	-49.2	
2.542	-25.1	H	3.0	35.4	1.0	-59.6	-13.0	-46.6	
3.390	-22.7	H	3.0	35.5	1.0	-57.1	-13.0	-44.1	

Rev. 03.03.09
Note: No other emissions were detected above the system noise floor.

UL VERIFICATION SERVICES INC. FORM NO: FCC_24_22_27_90
47173 BENICIA STREET, FREMONT, CA 94538, USA TEL: (510) 771-1000 FAX: (510) 661-0888

This report shall not be reproduced except in full, without the written approval of UL Verification Services Inc.

Band

LTE5

1.4MHz

16QAM

UL Verification Services
Above 1GHz High Frequency Substitution Measurement

Company: Samsung
Project #: 14U17414
Date: 04/11/14
Test Engineer: K.Kedida
Configuration: EUT/ X position
Mode: TX, LTE BAND 5, 1.4MHz BW,16QAM

Chamber	Pre-amplifer	Filter	Limit
3m Chamber	T145 8449B	Filter 1	FCC Part 22

f GHz	SG reading (dBm)	Ant. Pol. (H/V)	Distance (m)	Preamp (dB)	Filter (dB)	ERP (dBm)	Limit (dBm)	Delta (dB)	Notes
Low Channel (824.7MHz)									
1.649	-28.4	V	3.0	35.5	1.0	-63.0	-13.0	-50.0	
2.474	-24.2	V	3.0	35.4	1.0	-58.6	-13.0	-45.6	
3.298	-22.8	V	3.0	35.5	1.0	-57.4	-13.0	-44.4	
1.649	-27.6	H	3.0	35.5	1.0	-62.2	-13.0	-49.2	
2.474	-25.9	H	3.0	35.4	1.0	-60.3	-13.0	-47.3	
3.298	-23.2	H	3.0	35.5	1.0	-57.7	-13.0	-44.7	
Mid Channel (836.5MHz)									
1.673	-27.4	V	3.0	35.5	1.0	-61.9	-13.0	-48.9	
2.509	-23.9	V	3.0	35.4	1.0	-58.3	-13.0	-45.3	
3.346	-22.7	V	3.0	35.5	1.0	-57.2	-13.0	-44.2	
1.673	-27.1	H	3.0	35.5	1.0	-61.7	-13.0	-48.7	
2.509	-25.4	H	3.0	35.4	1.0	-59.8	-13.0	-46.8	
3.346	-21.9	H	3.0	35.5	1.0	-56.4	-13.0	-43.4	
High Channel (848.3MHz)									
1.696	-23.8	V	3.0	35.5	1.0	-58.3	-13.0	-45.3	
2.545	-23.5	V	3.0	35.4	1.0	-57.9	-13.0	-44.9	
3.393	-22.8	V	3.0	35.5	1.0	-57.3	-13.0	-44.3	
1.696	-27.0	H	3.0	35.5	1.0	-61.5	-13.0	-48.5	
2.545	-25.3	H	3.0	35.4	1.0	-59.8	-13.0	-46.8	
3.393	-23.0	H	3.0	35.5	1.0	-57.5	-13.0	-44.5	

Rev. 03.03.09
Note: No other emissions were detected above the system noise floor.

UL VERIFICATION SERVICES INC. FORM NO: FCC_24_22_27_90
47173 BENICIA STREET, FREMONT, CA 94538, USA TEL: (510) 771-1000 FAX: (510) 661-0888

This report shall not be reproduced except in full, without the written approval of UL Verification Services Inc.

Band

LTE5

1.4MHz

QPSK

UL Verification Services
Above 1GHz High Frequency Substitution Measurement

Company: Samsung
Project #: 14U17414
Date: 04/11/14
Test Engineer: K.Kedida
Configuration: EUT/ X position
Mode: TX, LTE BAND 5, 1.4MHz BW,QPSK

Chamber	Pre-amplifer	Filter	Limit
3m Chamber	T145 8449B	Filter 1	FCC Part 22

f GHz	SG reading (dBm)	Ant. Pol. (H/V)	Distance (m)	Preamp (dB)	Filter (dB)	ERP (dBm)	Limit (dBm)	Delta (dB)	Notes
Low Channel (824.7MHz)									
1.649	-27.9	V	3.0	35.5	1.0	-62.5	-13.0	-49.5	
2.474	-23.9	V	3.0	35.4	1.0	-58.3	-13.0	-45.3	
3.298	-23.0	V	3.0	35.5	1.0	-57.5	-13.0	-44.5	
1.649	-27.5	H	3.0	35.5	1.0	-62.0	-13.0	-49.0	
2.474	-25.5	H	3.0	35.4	1.0	-59.9	-13.0	-46.9	
3.298	-22.9	H	3.0	35.5	1.0	-57.5	-13.0	-44.5	
Mid Channel (836.5MHz)									
1.673	-26.9	V	3.0	35.5	1.0	-61.4	-13.0	-48.4	
2.509	-23.3	V	3.0	35.4	1.0	-57.7	-13.0	-44.7	
3.346	-22.5	V	3.0	35.5	1.0	-57.0	-13.0	-44.0	
1.673	-27.1	H	3.0	35.5	1.0	-61.6	-13.0	-48.6	
2.509	-25.3	H	3.0	35.4	1.0	-59.7	-13.0	-46.7	
3.346	-22.0	H	3.0	35.5	1.0	-56.5	-13.0	-43.5	
High Channel (848.3MHz)									
1.696	-23.4	V	3.0	35.5	1.0	-57.9	-13.0	-44.9	
2.545	-23.5	V	3.0	35.4	1.0	-57.9	-13.0	-44.9	
3.393	-22.5	V	3.0	35.5	1.0	-57.0	-13.0	-44.0	
1.696	-27.3	H	3.0	35.5	1.0	-61.8	-13.0	-48.8	
2.545	-25.2	H	3.0	35.4	1.0	-59.6	-13.0	-46.6	
3.393	-22.8	H	3.0	35.5	1.0	-57.3	-13.0	-44.3	

Rev. 03.03.09
Note: No other emissions were detected above the system noise floor.

UL VERIFICATION SERVICES INC. FORM NO: FCC_24_22_27_90
47173 BENICIA STREET, FREMONT, CA 94538, USA TEL: (510) 771-1000 FAX: (510) 661-0888

This report shall not be reproduced except in full, without the written approval of UL Verification Services Inc.

Compliance Certification Services
Above 1GHz High Frequency Substitution Measurement

Company: Samsung
Project #: 14U17414
Date: 04/16/14
Test Engineer: K.Kedida
Configuration: X Position, w/AC Charger and headphones
Mode: WCDMA_HSDPA 1900

Chamber	Pre-amplifer	Filter	Limit
3m Chamber	T343 8449B	Filter 1	Part 24

Band

Band 2

HSDPA

f GHz	SG reading (dBm)	Ant. Pol. (H/V)	Distance (m)	Preamp (dB)	Filter (dB)	EIRP (dBm)	Limit (dBm)	Delta (dB)	Notes
Low Ch, 1852.4MHz									
3.705	-13.0	V	3.0	35.4	1.0	-47.4	-13.0	-34.4	
5.557	-9.0	V	3.0	34.7	1.0	-42.8	-13.0	-29.8	
7.409	-5.0	V	3.0	34.9	1.0	-38.9	-13.0	-25.9	
3.705	-13.2	H	3.0	35.4	1.0	-47.6	-13.0	-34.6	
5.557	-9.4	H	3.0	34.7	1.0	-43.1	-13.0	-30.1	
7.409	-4.0	H	3.0	34.9	1.0	-37.9	-13.0	-24.9	
Mid Ch, 1880.0MHz									
3.760	-11.5	V	3.0	35.3	1.0	-45.8	-13.0	-32.8	
5.640	-9.0	V	3.0	34.7	1.0	-42.7	-13.0	-29.7	
7.520	-4.6	V	3.0	34.9	1.0	-38.6	-13.0	-25.6	
3.760	-12.8	H	3.0	35.3	1.0	-47.1	-13.0	-34.1	
5.640	-8.4	H	3.0	34.7	1.0	-42.1	-13.0	-29.1	
7.520	-3.4	H	3.0	34.9	1.0	-37.3	-13.0	-24.3	
High Ch, 1907.6 MHz									
3.820	-11.8	V	3.0	35.3	1.0	-46.1	-13.0	-33.1	
5.723	-9.0	V	3.0	34.7	1.0	-42.8	-13.0	-29.8	
7.630	-3.9	V	3.0	34.9	1.0	-37.9	-13.0	-24.9	
3.820	-12.4	H	3.0	35.3	1.0	-46.7	-13.0	-33.7	
5.723	-8.4	H	3.0	34.7	1.0	-42.1	-13.0	-29.1	
7.630	-3.4	H	3.0	34.9	1.0	-37.4	-13.0	-24.4	

Rev. 03.03.09
Note: No other emissions were detected above the system noise floor.

UL VERIFICATION SERVICES INC. FORM NO: FCC_24_22_27_90
47173 BENICIA STREET, FREMONT, CA 94538, USA TEL: (510) 771-1000 FAX: (510) 661-0888

This report shall not be reproduced except in full, without the written approval of UL Verification Services Inc.

Compliance Certification Services
Above 1GHz High Frequency Substitution Measurement

Company: Samsung
Project #: 14U17414
Date: 04/16/14
Test Engineer: K.Kedida
Configuration: X Position, w/AC Charger and headphones
Mode: WCDMA_REL_99 1900

Chamber	Pre-amplifer	Filter	Limit
3m Chamber	T343 8449B	Filter 1	Part 24

Band

Band 2

REL99

f GHz	SG reading (dBm)	Ant. Pol. (H/V)	Distance (m)	Preamp (dB)	Filter (dB)	EIRP (dBm)	Limit (dBm)	Delta (dB)	Notes
Low Ch, 1852.4MHz									
3.705	-12.6	V	3.0	35.4	1.0	-47.0	-13.0	-34.0	
5.557	-9.1	V	3.0	34.7	1.0	-42.8	-13.0	-29.8	
7.409	-4.5	V	3.0	34.9	1.0	-38.4	-13.0	-25.4	
3.705	-11.9	H	3.0	35.4	1.0	-46.3	-13.0	-33.3	
5.557	-8.5	H	3.0	34.7	1.0	-42.2	-13.0	-29.2	
7.409	-3.6	H	3.0	34.9	1.0	-37.6	-13.0	-24.6	
Mid Ch, 1880.0MHz									
3.760	-11.3	V	3.0	35.3	1.0	-45.6	-13.0	-32.6	
5.640	-9.0	V	3.0	34.7	1.0	-42.8	-13.0	-29.8	
7.520	-3.8	V	3.0	34.9	1.0	-37.8	-13.0	-24.8	
3.760	-12.6	H	3.0	35.3	1.0	-46.9	-13.0	-33.9	
5.640	-8.5	H	3.0	34.7	1.0	-42.2	-13.0	-29.2	
7.520	-3.8	H	3.0	34.9	1.0	-37.7	-13.0	-24.7	
High Ch, 1907.6 MHz									
3.820	-11.5	V	3.0	35.3	1.0	-45.8	-13.0	-32.8	
5.723	-8.8	V	3.0	34.7	1.0	-42.5	-13.0	-29.5	
7.630	-4.4	V	3.0	34.9	1.0	-38.3	-13.0	-25.3	
3.820	-11.0	H	3.0	35.3	1.0	-45.3	-13.0	-32.3	
5.723	-7.8	H	3.0	34.7	1.0	-41.5	-13.0	-28.5	
7.630	-3.5	H	3.0	34.9	1.0	-37.4	-13.0	-24.4	

Rev. 03.03.09
Note: No other emissions were detected above the system noise floor.

UL VERIFICATION SERVICES INC. FORM NO: FCC_24_22_27_90
47173 BENICIA STREET, FREMONT, CA 94538, USA TEL: (510) 771-1000 FAX: (510) 661-0888

This report shall not be reproduced except in full, without the written approval of UL Verification Services Inc.

Band

Band 5

HSDPA

Compliance Certification Services
Above 1GHz High Frequency Substitution Measurement

Company: Samsung
Project #: 14U17414
Date: 04/16/14
Test Engineer: Daniel S.
Configuration: EIUT, X-Position
Mode: HSDPA B5 850Mhz

Chamber	Pre-amplifer	Filter	Limit
3m Chamber	T145 8449B	Filter 1	Part 22

f GHz	SG reading (dBm)	Ant. Pol. (H/V)	Distance (m)	Preamp (dB)	Filter (dB)	EIRP (dBm)	Limit (dBm)	Delta (dB)	Notes
Low Ch, 826.4MHz									
1.653	-22.8	V	3.0	35.5	1.0	-57.3	-13.0	-44.3	
2.479	-17.7	V	3.0	35.4	1.0	-52.1	-13.0	-39.1	
3.306	-14.7	V	3.0	35.5	1.0	-49.2	-13.0	-36.2	
1.653	-16.8	H	3.0	35.5	1.0	-51.4	-13.0	-38.4	
2.479	-20.5	H	3.0	35.4	1.0	-54.9	-13.0	-41.9	
3.306	-14.6	H	3.0	35.5	1.0	-49.1	-13.0	-36.1	
Mid Ch, 836.6MHz									
1.673	-22.8	V	3.0	35.5	1.0	-57.3	-13.0	-44.3	
2.510	-17.6	V	3.0	35.4	1.0	-52.0	-13.0	-39.0	
3.346	-14.9	V	3.0	35.5	1.0	-49.4	-13.0	-36.4	
1.673	-23.3	H	3.0	35.5	1.0	-57.8	-13.0	-44.8	
2.510	-20.1	H	3.0	35.4	1.0	-54.5	-13.0	-41.5	
3.346	-15.6	H	3.0	35.5	1.0	-50.1	-13.0	-37.1	
High Ch, 846.4MHz									
1.693	-16.0	V	3.0	35.5	1.0	-50.5	-13.0	-37.5	
2.539	-17.9	V	3.0	35.4	1.0	-52.3	-13.0	-39.3	
3.386	-15.2	V	3.0	35.5	1.0	-49.7	-13.0	-36.7	
1.693	0.7	H	3.0	35.5	1.0	-33.9	-13.0	-20.9	
2.539	-7.6	H	3.0	35.4	1.0	-42.1	-13.0	-29.1	
3.386	-11.1	H	3.0	35.5	1.0	-45.6	-13.0	-32.6	

Rev. 03.03.09

UL VERIFICATION SERVICES INC. FORM NO: FCC_24_22_27_90
47173 BENICIA STREET, FREMONT, CA 94538, USA TEL: (510) 771-1000 FAX: (510) 661-0888

This report shall not be reproduced except in full, without the written approval of UL Verification Services Inc.

Band

Band 5

REL99

Compliance Certification Services
Above 1GHz High Frequency Substitution Measurement

Company: Samsung
Project #: 14U17414
Date: 04/16/14
Test Engineer: K.Kedida
Configuration: X Position, w/AC Charger and headphones
Mode: REL 99 B5 850Mhz

Chamber	Pre-amplifer	Filter	Limit
3m Chamber	T145 8449B	Filter 1	Part 22

f GHz	SG reading (dBm)	Ant. Pol. (H/V)	Distance (m)	Preamp (dB)	Filter (dB)	EIRP (dBm)	Limit (dBm)	Delta (dB)	Notes
Low Ch, 826.4MHz									
1.653	-21.8	V	3.0	35.5	1.0	-56.3	-13.0	-43.3	
2.479	-17.8	V	3.0	35.4	1.0	-52.2	-13.0	-39.2	
3.306	-15.2	V	3.0	35.5	1.0	-49.8	-13.0	-36.8	
1.653	-20.9	H	3.0	35.5	1.0	-55.5	-13.0	-42.5	
2.479	-18.3	H	3.0	35.4	1.0	-52.8	-13.0	-39.8	
3.306	-14.3	H	3.0	35.5	1.0	-48.9	-13.0	-35.9	
Mid Ch, 836.6MHz									
1.673	-21.3	V	3.0	35.5	1.0	-55.8	-13.0	-42.8	
2.510	-15.5	V	3.0	35.4	1.0	-49.9	-13.0	-36.9	
3.346	-13.4	V	3.0	35.5	1.0	-47.9	-13.0	-34.9	
1.673	-22.3	H	3.0	35.5	1.0	-56.9	-13.0	-43.9	
2.510	-18.5	H	3.0	35.4	1.0	-52.9	-13.0	-39.9	
3.346	-14.0	H	3.0	35.5	1.0	-48.5	-13.0	-35.5	
High Ch, 846.4MHz									
1.693	-20.8	V	3.0	35.5	1.0	-55.4	-13.0	-42.4	
2.539	-15.9	V	3.0	35.4	1.0	-50.3	-13.0	-37.3	
3.386	-13.6	V	3.0	35.5	1.0	-48.1	-13.0	-35.1	
1.693	-21.5	H	3.0	35.5	1.0	-56.0	-13.0	-43.0	
2.539	-17.7	H	3.0	35.4	1.0	-52.2	-13.0	-39.2	
3.386	-13.8	H	3.0	35.5	1.0	-48.3	-13.0	-35.3	

Rev. 03.03.09

UL VERIFICATION SERVICES INC. FORM NO: FCC_24_22_27_90
47173 BENICIA STREET, FREMONT, CA 94538, USA TEL: (510) 771-1000 FAX: (510) 661-0888

This report shall not be reproduced except in full, without the written approval of UL Verification Services Inc.

Compliance Certification Services
Above 1GHz High Frequency Substitution Measurement

Company: Samsung
Project #: 14U17414
Date: 04/11/14
Test Engineer: D. Soper
Configuration: EUT/ X position
Mode: GPRS 1900

Chamber	Pre-amplifer	Filter	Limit
3m Chamber	T343 8449B	Filter 1	Part 24

Band

GSM1900

GPRS

f GHz	SG reading (dBm)	Ant. Pol. (H/V)	Distance (m)	Preamp (dB)	Filter (dB)	EIRP (dBm)	Limit (dBm)	Delta (dB)	Notes
Low Ch, 1850MHz									
3.700	-19.4	V	3.0	35.4	1.0	-53.8	-13.0	-40.8	
5.550	-16.5	V	3.0	34.7	1.0	-50.2	-13.0	-37.2	
7.400	-11.4	V	3.0	34.9	1.0	-45.3	-13.0	-32.3	
3.700	-19.4	H	3.0	35.4	1.0	-53.8	-13.0	-40.8	
5.550	-15.2	H	3.0	34.7	1.0	-48.9	-13.0	-35.9	
7.400	-10.1	H	3.0	34.9	1.0	-44.0	-13.0	-31.0	
Mid Ch, 1880.0MHz									
3.760	-21.4	V	3.0	35.3	1.0	-55.7	-13.0	-42.7	
5.640	-15.0	V	3.0	34.7	1.0	-48.7	-13.0	-35.7	
7.520	-12.6	V	3.0	34.9	1.0	-46.5	-13.0	-33.5	
3.760	-19.5	H	3.0	35.3	1.0	-53.8	-13.0	-40.8	
5.640	-15.7	H	3.0	34.7	1.0	-49.5	-13.0	-36.5	
7.520	-10.5	H	3.0	34.9	1.0	-44.4	-13.0	-31.4	
High Ch, 1909.8 MHz									
3.822	-18.7	V	3.0	35.3	1.0	-52.9	-13.0	-39.9	
5.729	-15.7	V	3.0	34.7	1.0	-49.4	-13.0	-36.4	
7.640	-11.0	V	3.0	35.0	1.0	-45.0	-13.0	-32.0	
3.822	-19.4	H	3.0	35.3	1.0	-53.7	-13.0	-40.7	
5.729	-15.9	H	3.0	34.7	1.0	-49.7	-13.0	-36.7	
7.640	-10.4	H	3.0	35.0	1.0	-44.4	-13.0	-31.4	

Rev. 03.03.09

UL VERIFICATION SERVICES INC. FORM NO: FCC_24_22_27_90
47173 BENICIA STREET, FREMONT, CA 94538, USA TEL: (510) 771-1000 FAX: (510) 661-0888

This report shall not be reproduced except in full, without the written approval of UL Verification Services Inc.