APPENDIX F: SAR TEST SETUP PHOTOGRAPHS

© 2014 PCTEST Engineering Laboratory, Inc.



SAR Test Setup Photo 1 – Back Side at 17 mm

SAR Test Setup Photo 2 – Back Side at 0 mm

© 2014 PCTEST Engineering Laboratory, Inc.

SAR Test Setup Photo 3 – Top Edge at 14 mm

SAR Test Setup Photo 4 – Top Edge at 0 mm

© 2014 PCTEST Engineering Laboratory, Inc.

SAR Test Setup Photo 5 – Bottom Edge at 0 mm



SAR Test Setup Photo 6 – Right Edge at 0 mm

© 2014 PCTEST Engineering Laboratory, Inc.



SAR Test Setup Photo 7 – Left Edge at 0 mm

© 2014 PCTEST Engineering Laboratory, Inc.