HARMONICS AND SPURIOUS EMISSIONS

LOW CHANNEL HORIZONTAL

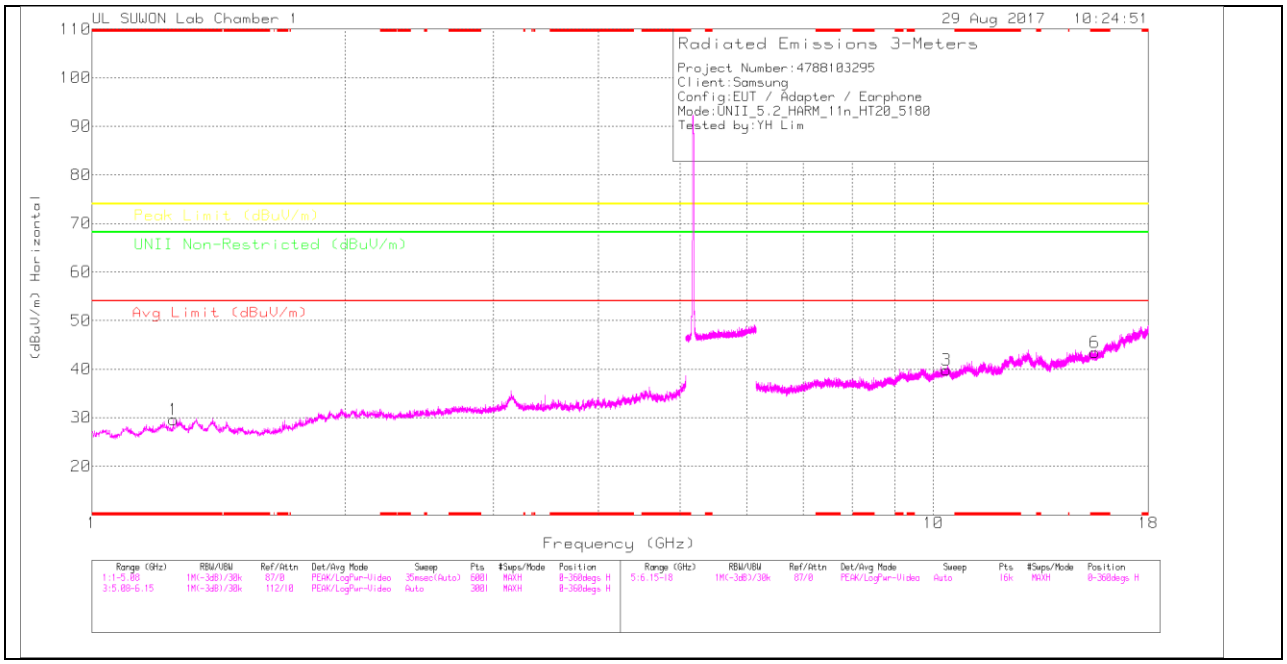

LOW CHANNEL VERTICAL

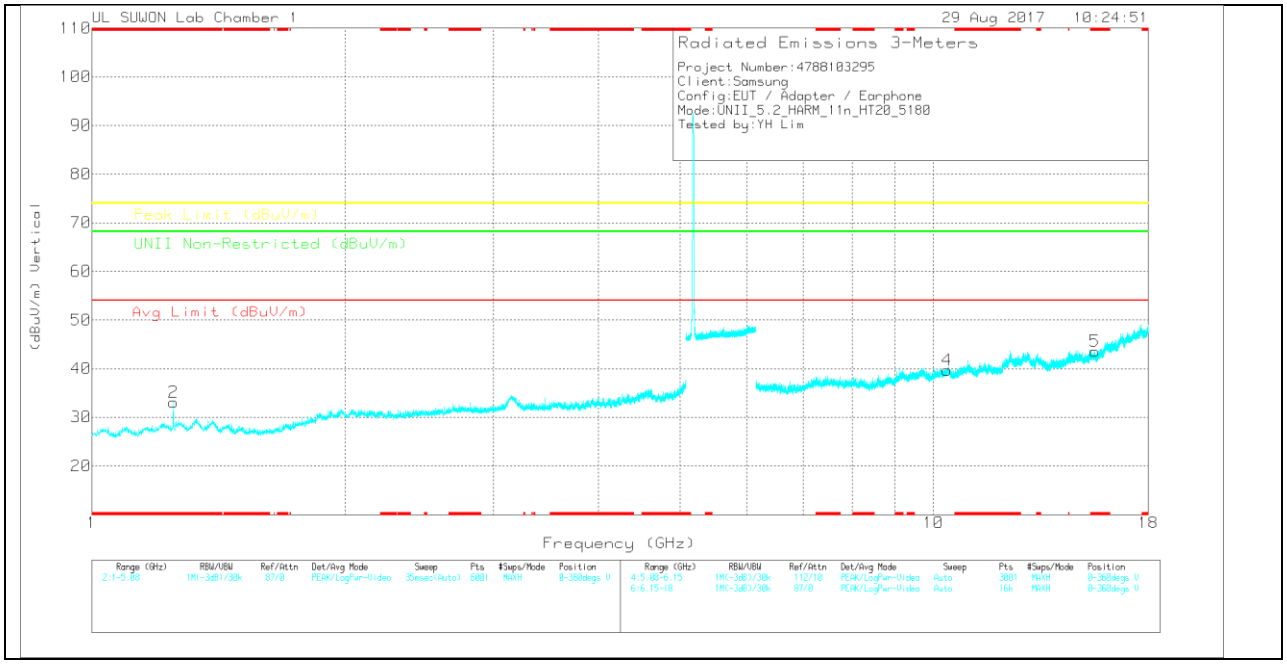

Note: Emission was scanned up to 40GHz; No emissions were detected above the noise floor which was at least 20dB below the specification limit.

UL Korea, Ltd. Confidential
This report shall not be reproduced except in full, without the written approval of UL Korea, Ltd.

LOW CHANNEL DATA

Trace Markers

Marker	Frequency (GHz)	Meter Reading (dBuV)	Det	20170531_3117_00168717	5GHz_LP(dB)_170809	DC Corr (dB)	Corrected Reading (dBuV/m)	Avg Limit (dBuV/m)	Margin (dB)	Peak Limit (dBuV/m)	Margin (dB)	UNII Non-Restricted (dBuV/m)	Margin (dB)	Azimuth (Degs)	Height (cm)	Polarity
1	* 1.25	37.39	PK	29.3	-37.1	0	29.59	-	-	74	-44.41	-	-	0-360	150	H
2	* 1.25	40.85	PK	29.3	-37.1	0	33.05	-	-	74	-40.95	-	-	0-360	149	V
3	10.363	24.83	PK	37.5	-22.5	0	39.83	-	-	-	-	68.2	-28.37	0-360	150	H
6	* 15.542	24.99	PK	39.8	-21.3	0	43.49	-	-	74	-30.51	-	-	0-360	150	H
4	10.374	24.45	PK	37.5	-22.3	0	39.65	-	-	-	-	68.2	-28.55	0-360	150	V
5	* 15.54	24.99	PK	39.8	-21.2	0	43.59	-	-	74	-30.41	-	-	0-360	250	V

* - indicates frequency in CFR15.205/IC7.2.2 Restricted Band

PK – Peak Detector

Radiated Emissions

Frequency (GHz)	Meter Reading (dBuV)	Det	20170531_3117_00168717	5GHz_LP(dB)_170809	DC Corr (dB)	Corrected Reading (dBuV/m)	Avg Limit (dBuV/m)	Margin (dB)	Peak Limit (dBuV/m)	Margin (dB)	UNII Non-Restricted (dBuV/m)	Margin (dB)	Azimuth (Degs)	Height (cm)	Polarity
3.493	45.54	PK-U	32.5	-33.4	0	44.64	-	-	-	-	68.2	-23.56	330	101	H
3.493	44.54	PK-U	32.5	-33.4	0	43.64	-	-	-	-	68.2	-24.56	125	394	V
* 1.25	49.16	PK-U	29.3	-37	0	41.46	-	-	74	-32.54	-	-	290	177	V
* 1.25	39.31	ADR	29.3	-37	.16	31.77	54	-22.23	-	-	-	-	290	177	V

* - indicates frequency in CFR15.205/IC7.2.2 Restricted Band

PK-U - U-NII: Maximum Peak

ADR - U-NII AD primary method, RMS average

UL Korea, Ltd. Confidential
This report shall not be reproduced except in full, without the written approval of UL Korea, Ltd.

MID CHANNEL HORIZONTAL

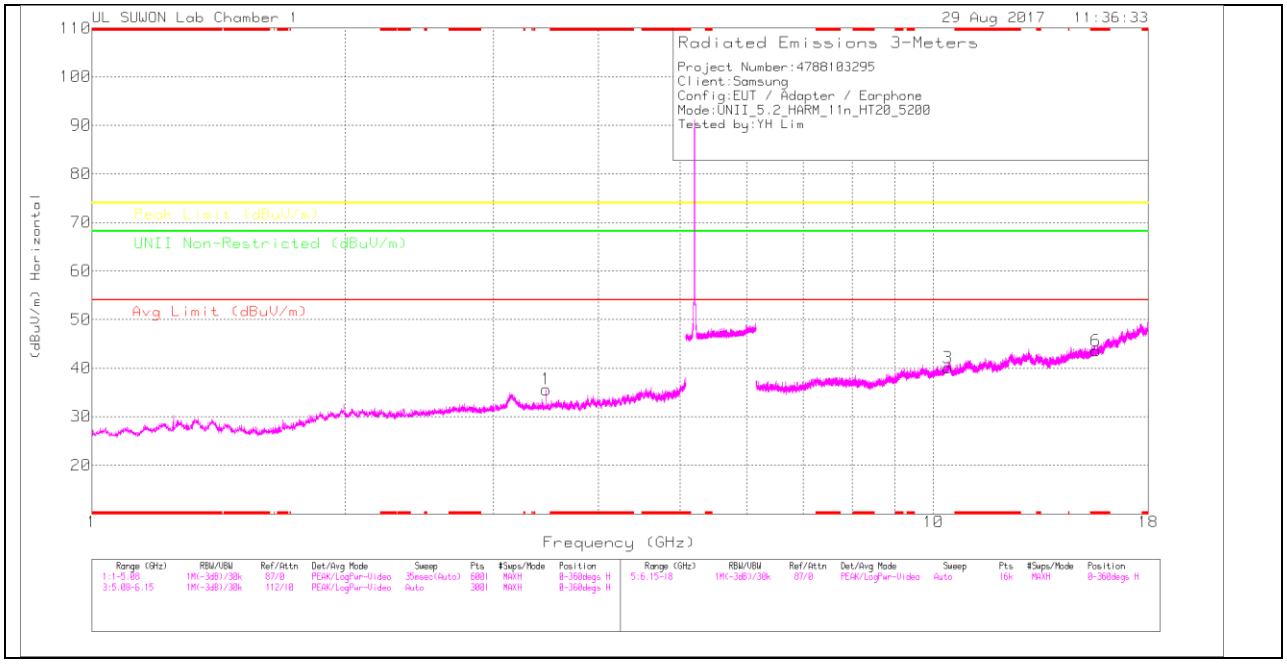

MID CHANNEL VERTICAL

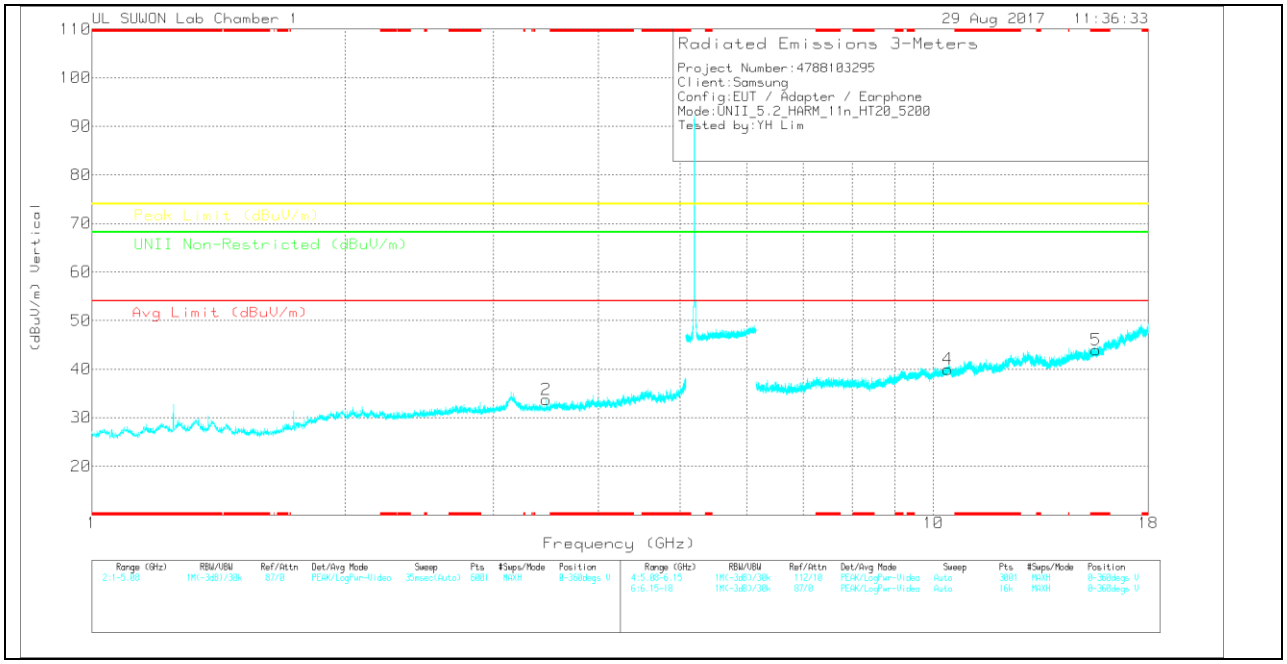

Note: Emission was scanned up to 40GHz; No emissions were detected above the noise floor which was at least 20dB below the specification limit.

UL Korea, Ltd. Confidential
This report shall not be reproduced except in full, without the written approval of UL Korea, Ltd.

MID CHANNEL DATA

Trace Markers

Marker	Frequency (GHz)	Meter Reading (dBuV)	Det	20170531_3117_00168717	5GHz_LP(dB)_170809	DC Corr (dB)	Corrected Reading (dBuV/m)	Avg Limit (dBuV/m)	Margin (dB)	Peak Limit (dBuV/m)	Margin (dB)	UNII Non-Restricted (dBuV/m)	Margin (dB)	Azimuth (Degs)	Height (cm)	Polarity
1	3.467	36.31	PK	32.5	-33.2	0	35.61	-	-	-	-	68.2	-32.59	0-360	150	H
2	3.466	34.42	PK	32.5	-33.2	0	33.72	-	-	-	-	68.2	-34.48	0-360	250	V
3	10.402	24.68	PK	37.5	-22.1	0	40.08	-	-	-	-	68.2	-28.12	0-360	150	H
6	* 15.603	25.56	PK	39.8	-21.8	0	43.56	-	-	74	-30.44	-	-	0-360	250	H
4	10.402	24.5	PK	37.5	-22	0	40	-	-	-	-	68.2	-28.2	0-360	250	V
5	* 15.608	25.89	PK	39.8	-21.8	0	43.89	-	-	74	-30.11	-	-	0-360	150	V

* - indicates frequency in CFR15.205/IC7.2.2 Restricted Band

PK – Peak Detector

Radiated Emissions

Frequency (GHz)	Meter Reading (dBuV)	Det	20170531_3117_00168717	5GHz_LP(dB)_170809	DC Corr (dB)	Corrected Reading (dBuV/m)	Avg Limit (dBuV/m)	Margin (dB)	Peak Limit (dBuV/m)	Margin (dB)	UNII Non-Restricted (dBuV/m)	Margin (dB)	Azimuth (Degs)	Height (cm)	Polarity
3.467	44.81	PK-U	32.5	-33.2	0	44.11	-	-	-	-	68.2	-24.09	355	144	H
3.466	44.53	PK-U	32.5	-33.2	0	43.83	-	-	-	-	68.2	-24.37	203	393	V
* 1.25	49.16	PK-U	29.3	-37	0	41.46	-	-	74	-32.54	-	-	290	177	V
* 1.25	39.31	ADR	29.3	-37	.16	31.77	54	-22.23	-	-	-	-	290	177	V

* - indicates frequency in CFR15.205/IC7.2.2 Restricted Band

PK-U - U-NII: Maximum Peak

ADR - U-NII AD primary method, RMS average

UL Korea, Ltd. Confidential
This report shall not be reproduced except in full, without the written approval of UL Korea, Ltd.

HIGH CHANNEL HORIZONTAL

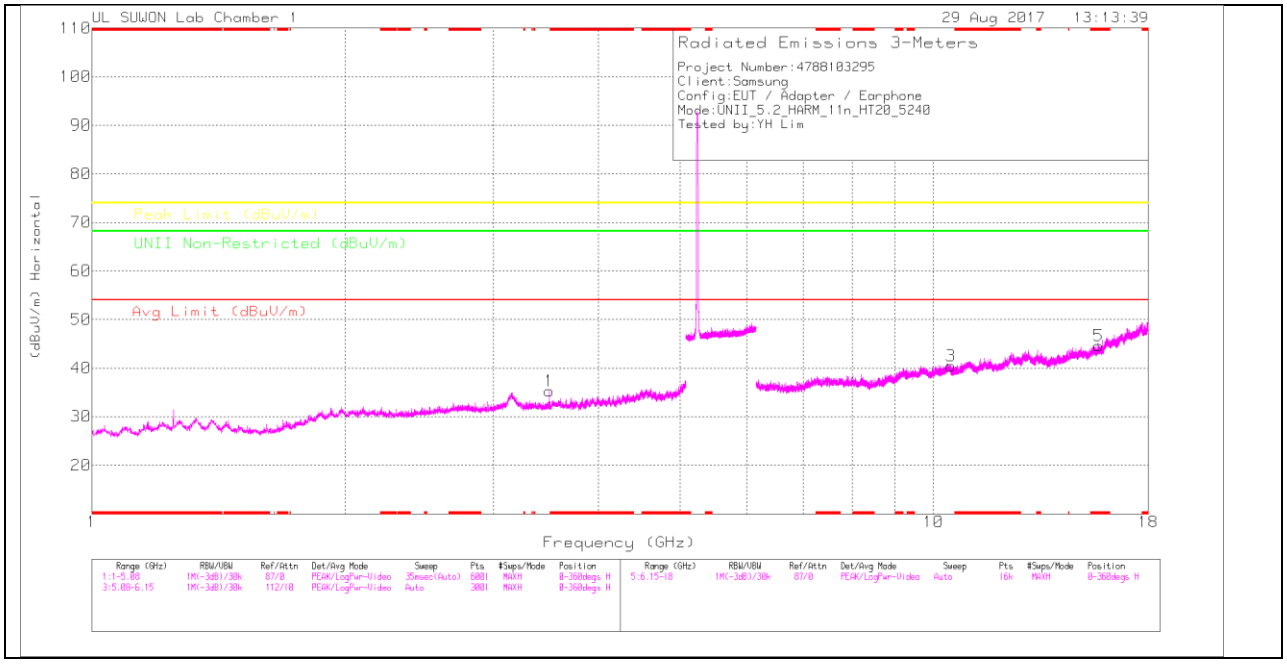

HIGH CHANNEL VERTICAL

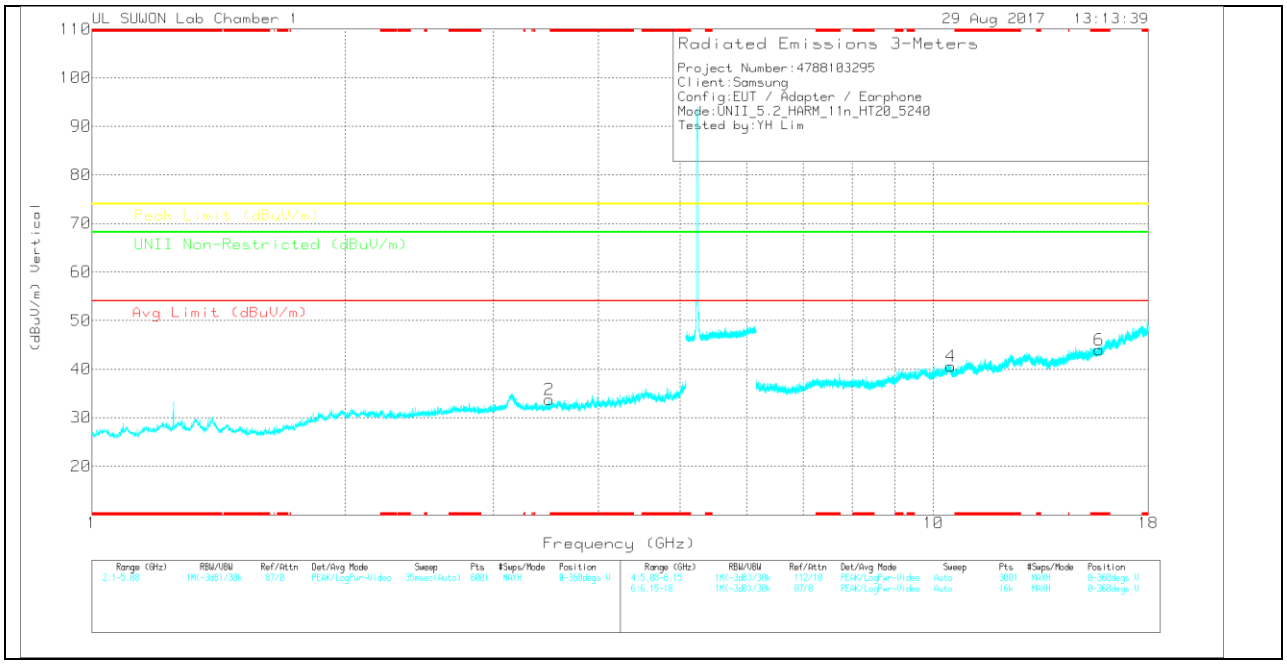

Note: Emission was scanned up to 40GHz; No emissions were detected above the noise floor which was at least 20dB below the specification limit.

UL Korea, Ltd. Confidential
This report shall not be reproduced except in full, without the written approval of UL Korea, Ltd.

HIGH CHANNEL DATA

Trace Markers

Marker	Frequency (GHz)	Meter Reading (dBuV)	Det	20170531_3117_00168717	5GHz_LP(dB)_170809	DC Corr (dB)	Corrected Reading (dBuV/m)	Avg Limit (dBuV/m)	Margin (dB)	Peak Limit (dBuV/m)	Margin (dB)	UNII Non-Restricted (dBuV/m)	Margin (dB)	Azimuth (Degs)	Height (cm)	Polarity
1	3.494	36.14	PK	32.5	-33.4	0	35.24	-	-	-	-	68.2	-32.96	0-360	150	H
2	3.493	34.63	PK	32.5	-33.4	0	33.73	-	-	-	-	68.2	-34.47	0-360	250	V
3	10.479	25.25	PK	37.5	-22.3	0	40.45	-	-	-	-	68.2	-27.75	0-360	250	H
5	* 15.715	26.16	PK	39.9	-21.5	0	44.56	-	-	74	-29.44	-	-	0-360	150	H
4	10.48	25.44	PK	37.5	-22.3	0	40.64	-	-	-	-	68.2	-27.56	0-360	250	V
6	* 15.729	25.42	PK	40	-21.5	0	43.92	-	-	74	-30.08	-	-	0-360	250	V

* - indicates frequency in CFR15.205/IC7.2.2 Restricted Band

PK – Peak Detector

Radiated Emissions

Frequency (GHz)	Meter Reading (dBuV)	Det	20170531_3117_00168717	5GHz_LP(dB)_170809	DC Corr (dB)	Corrected Reading (dBuV/m)	Avg Limit (dBuV/m)	Margin (dB)	Peak Limit (dBuV/m)	Margin (dB)	UNII Non-Restricted (dBuV/m)	Margin (dB)	Azimuth (Degs)	Height (cm)	Polarity
3.497	44.63	PK-U	32.5	-33.4	0	43.73	-	-	-	-	68.2	-24.47	357	329	H
3.494	43.92	PK-U	32.5	-33.4	0	43.02	-	-	-	-	68.2	-25.18	236	296	V
* 1.25	49.16	PK-U	29.3	-37	0	41.46	-	-	74	-32.54	-	-	290	177	V
* 1.25	39.31	ADR	29.3	-37	.16	31.77	54	-22.23	-	-	-	-	290	177	V

* - indicates frequency in CFR15.205/IC7.2.2 Restricted Band

PK-U - U-NII: Maximum Peak

ADR - U-NII AD primary method, RMS average

UL Korea, Ltd. Confidential
This report shall not be reproduced except in full, without the written approval of UL Korea, Ltd.

10.1.3. TX Above 1GHz 802.11n HT40 MODE IN THE 5.2GHz BAND RESTRICTED BANDEDGE (LOW CHANNEL)

HORIZONTAL PEAK AND AVERAGE PLOT

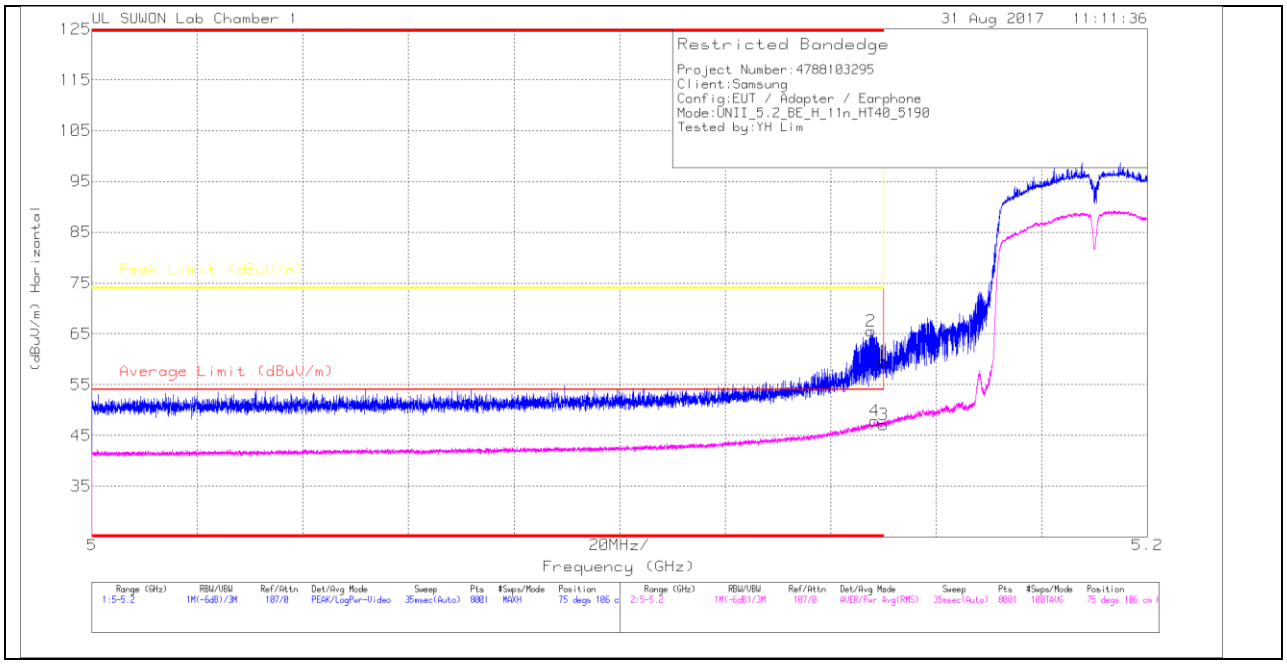

HORIZONTAL DATA

Trace Markers

Marker	Frequency (GHz)	Meter Reading (dBuV)	Det	20170531_3117_00168717	10dB_ATT(dB)_170809	DC Corr (dB)	Corrected Reading (dBuV/m)	Average Limit (dBuV/m)	Margin (dB)	Peak Limit (dBuV/m)	PK Margin (dB)	Azimuth (Degs)	Height (cm)	Polarity
1	* 5.15	47.66	Pk	34	-22	0	59.66	-	-	74	-14.34	75	106	H
2	* 5.148	53.52	Pk	34	-22	0	65.52	-	-	74	-8.48	75	106	H
3	* 5.15	34.77	RMS	34	-22	.38	47.15	54	-6.85	-	-	75	106	H
4	* 5.148	35.44	RMS	34	-22	.38	47.82	54	-6.18	-	-	75	106	H

* - indicates frequency in CFR15.205/IC7.2.2 Restricted Band

Pk - Peak detector

RMS - RMS detection

UL Korea, Ltd. Confidential
This report shall not be reproduced except in full, without the written approval of UL Korea, Ltd.

VERTICAL PEAK AND AVERAGE PLOT

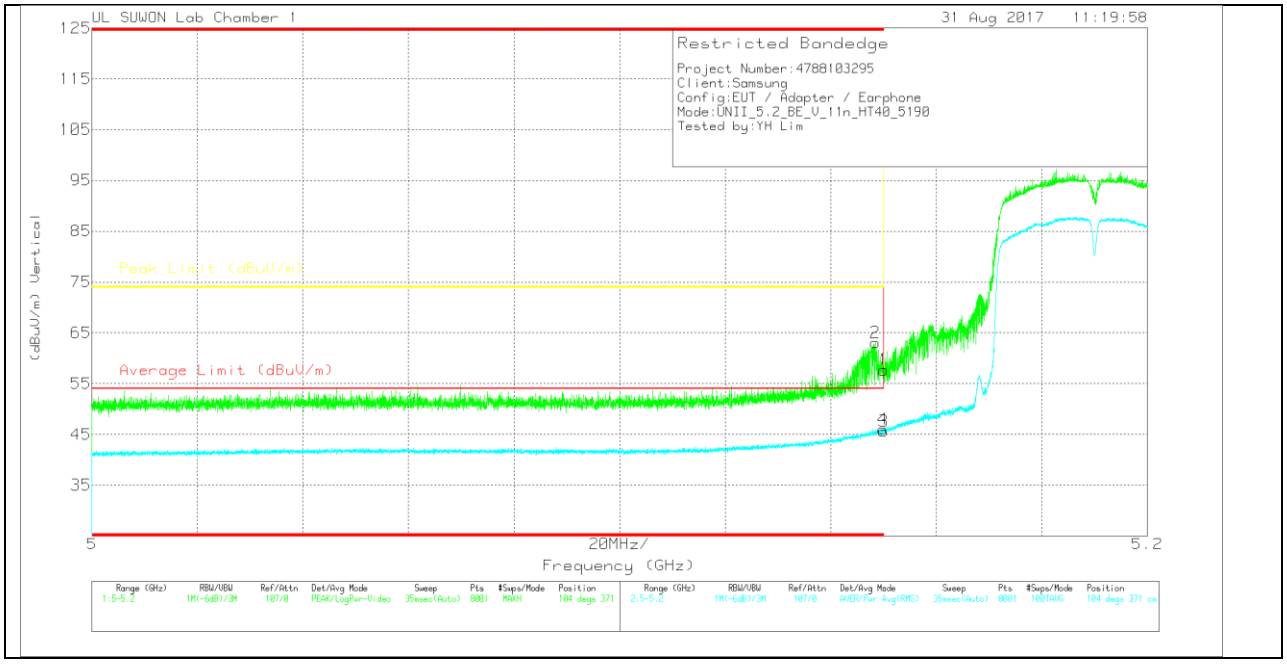

VERTICAL DATA

Trace Markers

Marker	Frequency (GHz)	Meter Reading (dBuV)	Det	20170531_3117_00168717	10dB_ATT(dB)_170809	DC Corr (dB)	Corrected Reading (dBuV/m)	Average Limit (dBuV/m)	Margin (dB)	Peak Limit (dBuV/m)	PK Margin (dB)	Azimuth (Degs)	Height (cm)	Polarity
1	* 5.15	45.69	Pk	34	-22	0	57.69	-	-	74	-16.31	104	371	V
2	* 5.148	51.12	Pk	34	-22	0	63.12	-	-	74	-10.88	104	371	V
3	* 5.15	33.3	RMS	34	-22	.38	45.68	54	-8.32	-	-	104	371	V
4	* 5.15	33.6	RMS	34	-22	.38	45.98	54	-8.02	-	-	104	371	V

* - indicates frequency in CFR15.205/IC7.2.2 Restricted Band

Pk - Peak detector

RMS - RMS detection

UL Korea, Ltd. Suwon Laboratory FORM ID: FCC_15E
218 Maeyeong-ro, Yeongtong-gu, Suwon-si, Gyeonggi-do, 16675 Korea TEL: (031) 337-9902,FAX: (031) 213-5433
UL Korea, Ltd. Confidential
This report shall not be reproduced except in full, without the written approval of UL Korea, Ltd.

HARMONICS AND SPURIOUS EMISSIONS

LOW CHANNEL HORIZONTAL

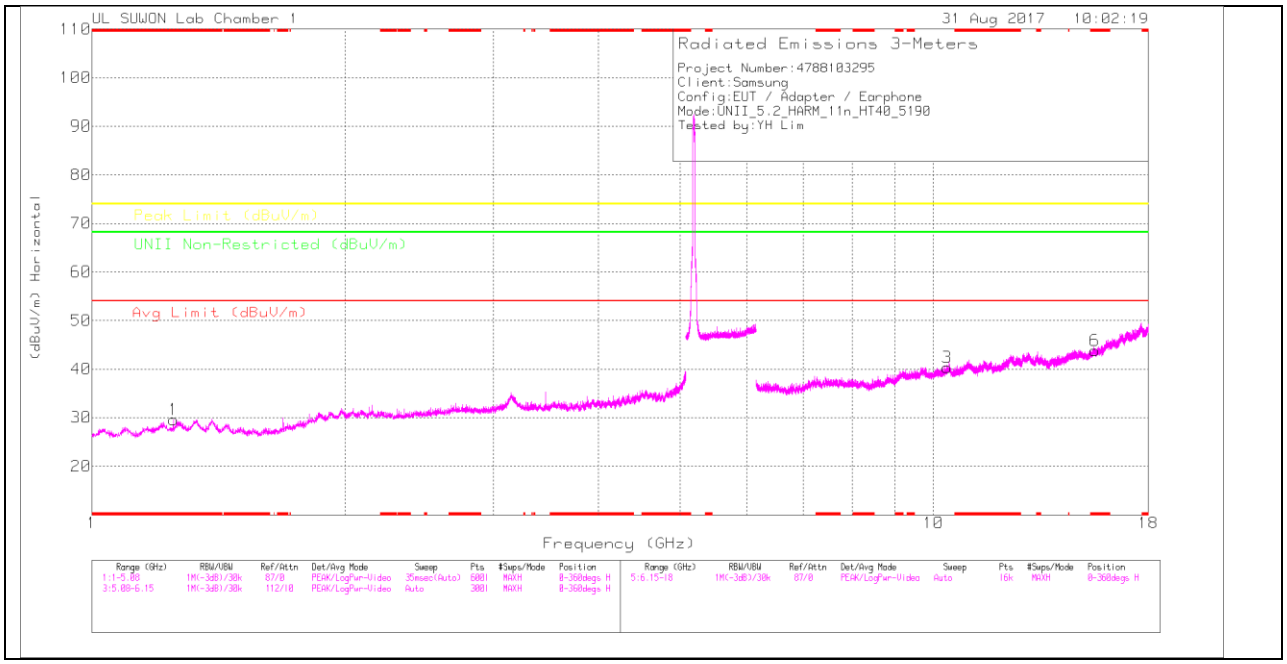

LOW CHANNEL VERTICAL

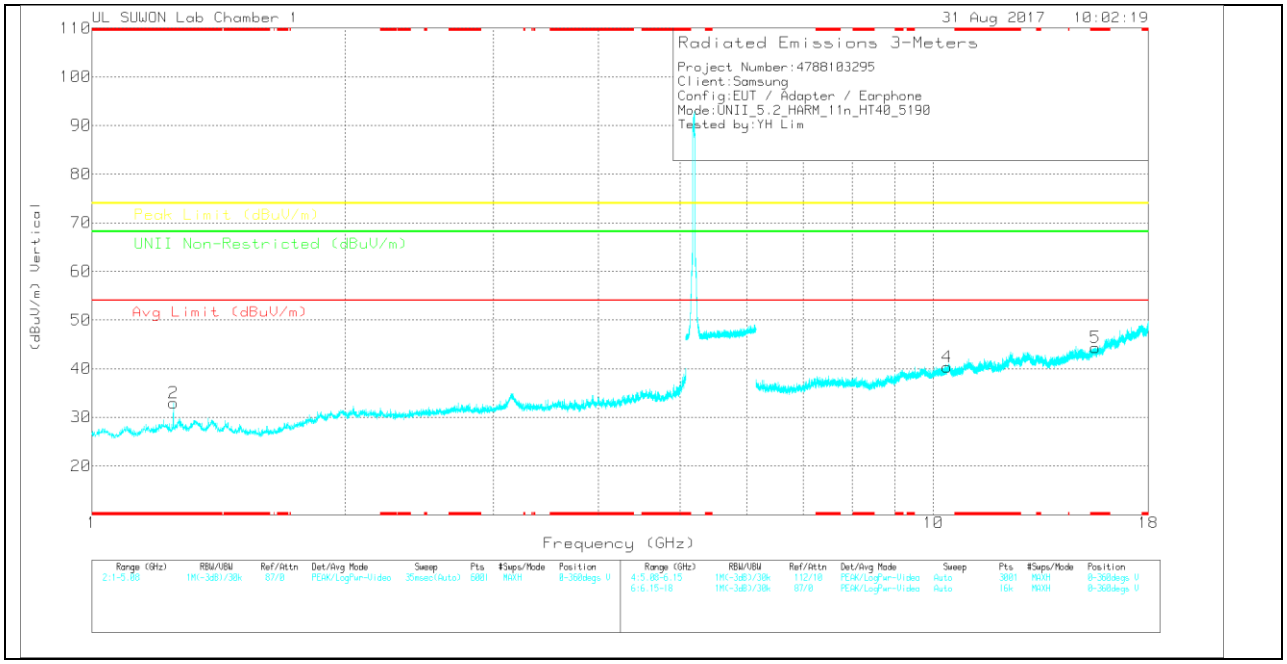

Note: Emission was scanned up to 40GHz; No emissions were detected above the noise floor which was at least 20dB below the specification limit.

UL Korea, Ltd. Confidential
This report shall not be reproduced except in full, without the written approval of UL Korea, Ltd.

LOW CHANNEL DATA

Trace Markers

Marker	Frequency (GHz)	Meter Reading (dBuV)	Det	20170531_3117_00168717	5GHz_LP(dB)_170809	DC Corr (dB)	Corrected Reading (dBuV/m)	Avg Limit (dBuV/m)	Margin (dB)	Peak Limit (dBuV/m)	Margin (dB)	UNII Non-Restricted (dBuV/m)	Margin (dB)	Azimuth (Degs)	Height (cm)	Polarity
1	* 1.25	37.43	PK	29.3	-37.1	0	29.63	-	-	74	-44.37	-	-	0-360	250	H
2	* 1.25	40.73	PK	29.3	-37.1	0	32.93	-	-	74	-41.07	-	-	0-360	149	V
3	10.374	25.13	PK	37.5	-22.3	0	40.33	-	-	-	-	68.2	-27.87	0-360	250	H
6	* 15.558	25.37	PK	39.8	-21.4	0	43.77	-	-	74	-30.23	-	-	0-360	250	H
4	10.38	25.08	PK	37.5	-22.3	0	40.28	-	-	-	-	68.2	-27.92	0-360	150	V
5	* 15.564	26.09	PK	39.8	-21.6	0	44.29	-	-	74	-29.71	-	-	0-360	150	V

* - indicates frequency in CFR15.205/IC7.2.2 Restricted Band

PK – Peak Detector

Radiated Emissions

Frequency (GHz)	Meter Reading (dBuV)	Det	20170531_3117_00168717	5GHz_LP(dB)_170809	DC Corr (dB)	Corrected Reading (dBuV/m)	Avg Limit (dBuV/m)	Margin (dB)	Peak Limit (dBuV/m)	Margin (dB)	UNII Non-Restricted (dBuV/m)	Margin (dB)	Azimuth (Degs)	Height (cm)	Polarity
3.497	44.63	PK-U	32.5	-33.4	0	43.73	-	-	-	-	68.2	-24.47	357	329	H
3.494	43.92	PK-U	32.5	-33.4	0	43.02	-	-	-	-	68.2	-25.18	236	296	V
* 1.25	49.16	PK-U	29.3	-37	0	41.46	-	-	74	-32.54	-	-	290	177	V
* 1.25	39.31	ADR	29.3	-37	.38	31.99	54	-22.01	-	-	-	-	290	177	V

* - indicates frequency in CFR15.205/IC7.2.2 Restricted Band

PK-U - U-NII: Maximum Peak

ADR - U-NII AD primary method, RMS average

UL Korea, Ltd. Confidential
This report shall not be reproduced except in full, without the written approval of UL Korea, Ltd.

HIGH CHANNEL HORIZONTAL

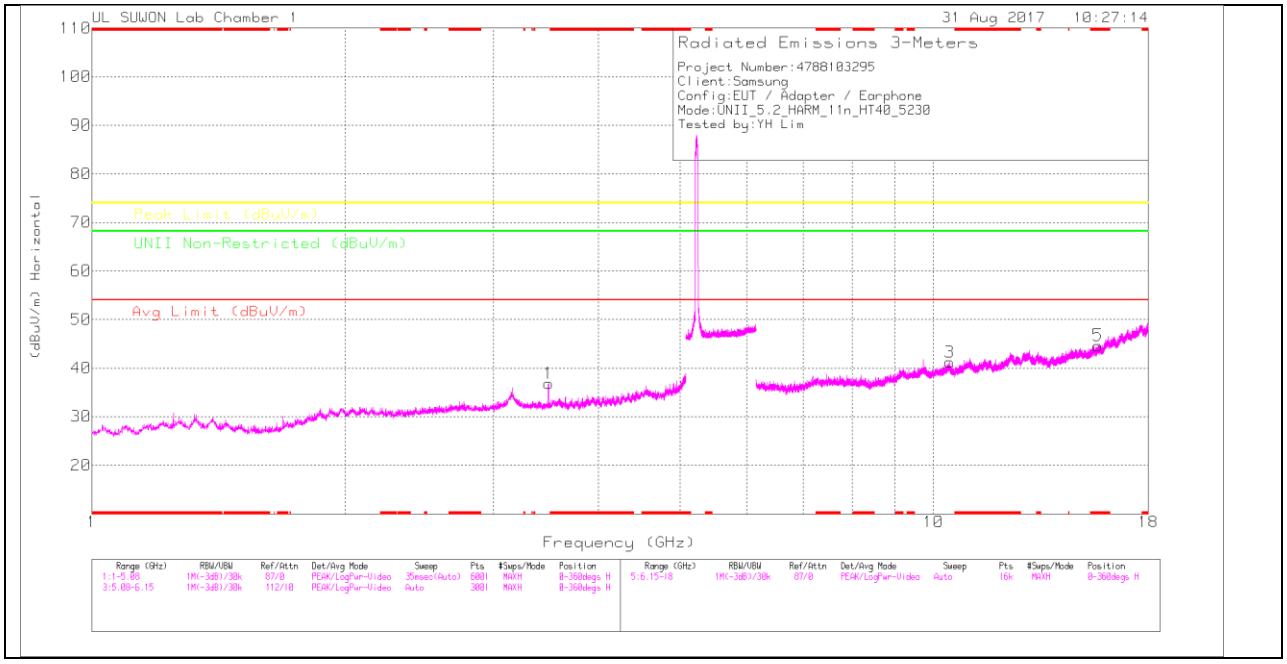

HIGH CHANNEL VERTICAL

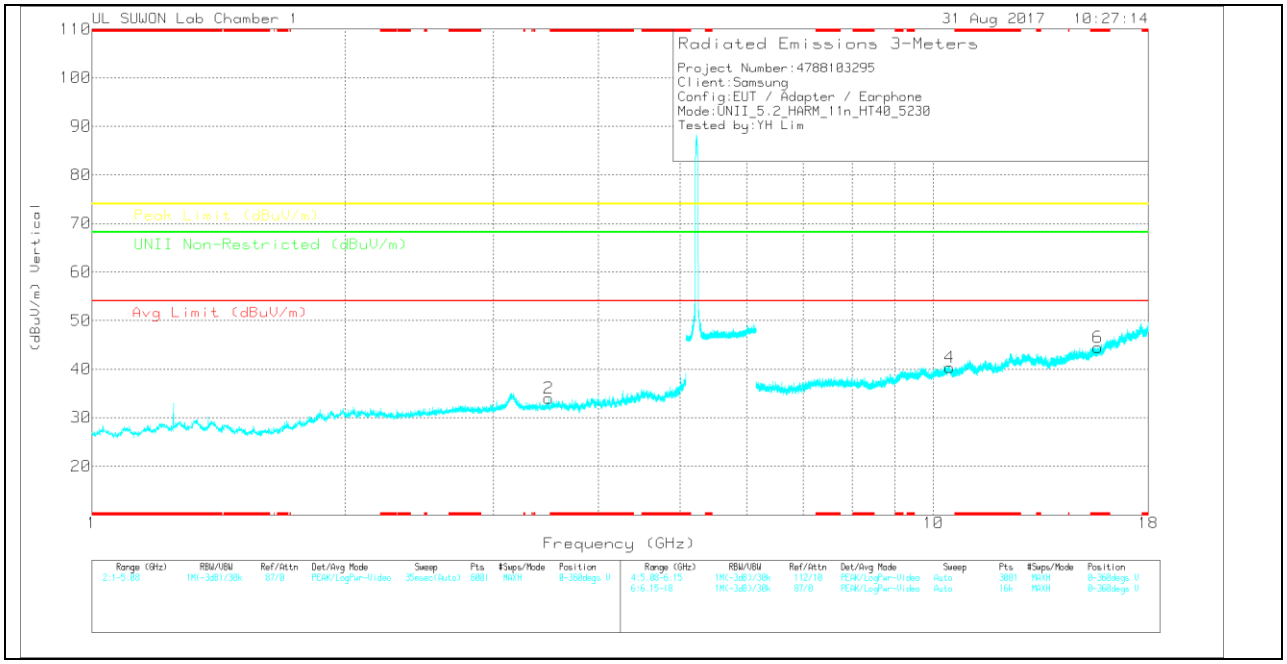

Note: Emission was scanned up to 40GHz; No emissions were detected above the noise floor which was at least 20dB below the specification limit.

UL Korea, Ltd. Confidential
This report shall not be reproduced except in full, without the written approval of UL Korea, Ltd.

HIGH CHANNEL DATA

Trace Markers

Marker	Frequency (GHz)	Meter Reading (dBuV)	Det	20170531_3117_00168717	5GHz_LP(dB)_170809	DC Corr (dB)	Corrected Reading (dBuV/m)	Avg Limit (dBuV/m)	Margin (dB)	Peak Limit (dBuV/m)	Margin (dB)	UNII Non-Restricted (dBuV/m)	Margin (dB)	Azimuth (Degs)	Height (cm)	Polarity
1	3.487	37.68	PK	32.5	-33.3	0	36.88	-	-	-	-	68.2	-31.32	0-360	150	H
2	3.487	34.78	PK	32.5	-33.3	0	33.98	-	-	-	-	68.2	-34.22	0-360	250	V
3	10.446	25.66	PK	37.5	-21.9	0	41.26	-	-	-	-	68.2	-26.94	0-360	150	H
5	* 15.687	26.26	PK	39.9	-21.5	0	44.66	-	-	74	-29.34	-	-	0-360	150	H
4	10.45	24.69	PK	37.5	-21.9	0	40.29	-	-	-	-	68.2	-27.91	0-360	250	V
6	* 15.687	26.09	PK	39.9	-21.5	0	44.49	-	-	74	-29.51	-	-	0-360	150	V

* - indicates frequency in CFR15.205/IC7.2.2 Restricted Band

PK – Peak Detector

Radiated Emissions

Frequency (GHz)	Meter Reading (dBuV)	Det	20170531_3117_00168717	5GHz_LP(dB)_170809	DC Corr (dB)	Corrected Reading (dBuV/m)	Avg Limit (dBuV/m)	Margin (dB)	Peak Limit (dBuV/m)	Margin (dB)	UNII Non-Restricted (dBuV/m)	Margin (dB)	Azimuth (Degs)	Height (cm)	Polarity
3.487	45.41	PK-U	32.5	-33.3	0	44.61	-	-	-	-	68.2	-23.59	339	369	H
3.487	36.8	ADR	32.5	-33.3	.38	36.38	54	-17.62	-	-	-	-	339	369	H
3.487	44.32	PK-U	32.5	-33.3	0	43.52	-	-	-	-	68.2	-24.68	135	351	V
3.487	34.14	ADR	32.5	-33.3	.38	33.72	54	-20.28	-	-	-	-	135	351	V

* - indicates frequency in CFR15.205/IC7.2.2 Restricted Band

PK-U - U-NII: Maximum Peak

ADR - U-NII AD primary method, RMS average

UL Korea, Ltd. Confidential
This report shall not be reproduced except in full, without the written approval of UL Korea, Ltd.

10.2. 5.3 GHz

10.2.1. TX ABOVE 1 GHz 802.11a MODE IN THE 5.3 GHz BAND AUTHORIZED BANDEDGE (HIGH CHANNEL)

HORIZONTAL PEAK AND AVERAGE PLOT

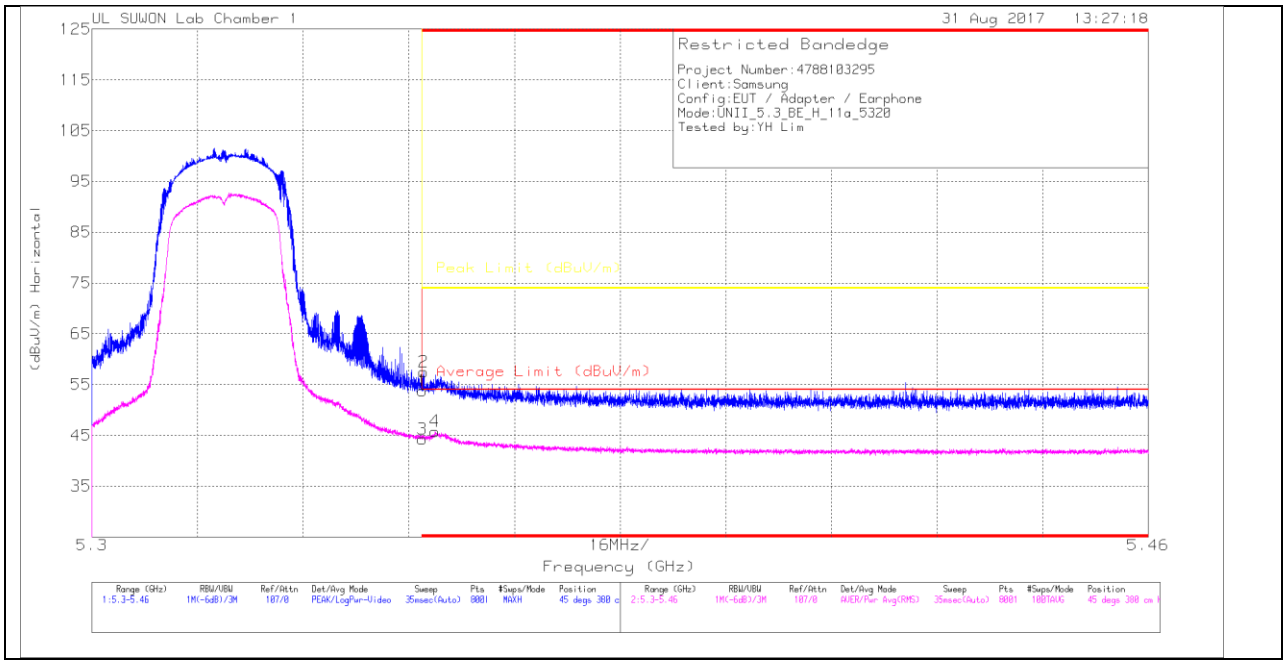

HORIZONTAL DATA

Trace Markers

Marker	Frequency (GHz)	Meter Reading (dBuV)	Det	20170531_3117_00168717	10dB_ATT(dB)_170809	DC Corr (dB)	Corrected Reading (dBuV/m)	Average Limit (dBuV/m)	Margin (dB)	Peak Limit (dBuV/m)	PK Margin (dB)	Azimuth (Degs)	Height (cm)	Polarity
1	* 5.35	41.29	Pk	34.2	-21.7	0	53.79	-	-	74	-20.21	45	380	H
2	* 5.35	45.03	Pk	34.2	-21.7	0	57.53	-	-	74	-16.47	45	380	H
3	* 5.35	31.61	RMS	34.2	-21.7	.18	44.29	54	-9.71	-	-	45	380	H
4	* 5.352	33.13	RMS	34.2	-21.7	.18	45.81	54	-8.19	-	-	45	380	H

* - indicates frequency in CFR15.205/IC7.2.2 Restricted Band

Pk - Peak detector

RMS - RMS detection

UL Korea, Ltd. Confidential
This report shall not be reproduced except in full, without the written approval of UL Korea, Ltd.

VERTICAL PEAK AND AVERAGE PLOT

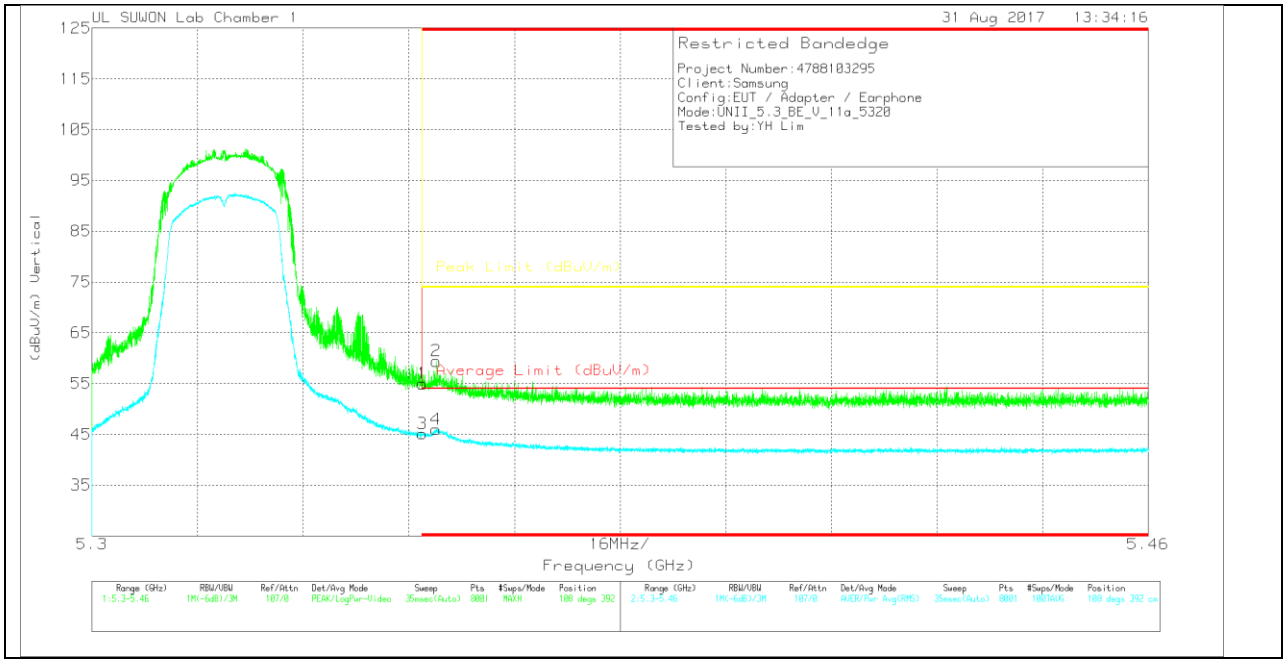

VERTICAL DATA

Trace Markers

Marker	Frequency (GHz)	Meter Reading (dBuV)	Det	20170531_3117_00168717	10dB_ATT(dB)_170809	DC Corr (dB)	Corrected Reading (dBuV/m)	Average Limit (dBuV/m)	Margin (dB)	Peak Limit (dBuV/m)	PK Margin (dB)	Azimuth (Degs)	Height (cm)	Polarity
1	* 5.35	42.47	Pk	34.2	-21.7	0	54.97	-	-	74	-19.03	108	392	V
2	* 5.352	46.92	Pk	34.2	-21.7	0	59.42	-	-	74	-14.58	108	392	V
3	* 5.35	32.4	RMS	34.2	-21.7	.18	45.08	54	-8.92	-	-	108	392	V
4	* 5.352	33.33	RMS	34.2	-21.7	.18	46.01	54	-7.99	-	-	108	392	V

* - indicates frequency in CFR15.205/IC7.2.2 Restricted Band

Pk - Peak detector

RMS - RMS detection

UL Korea, Ltd. Confidential
This report shall not be reproduced except in full, without the written approval of UL Korea, Ltd.

HARMONICS AND SPURIOUS EMISSIONS

LOW CHANNEL HORIZONTAL

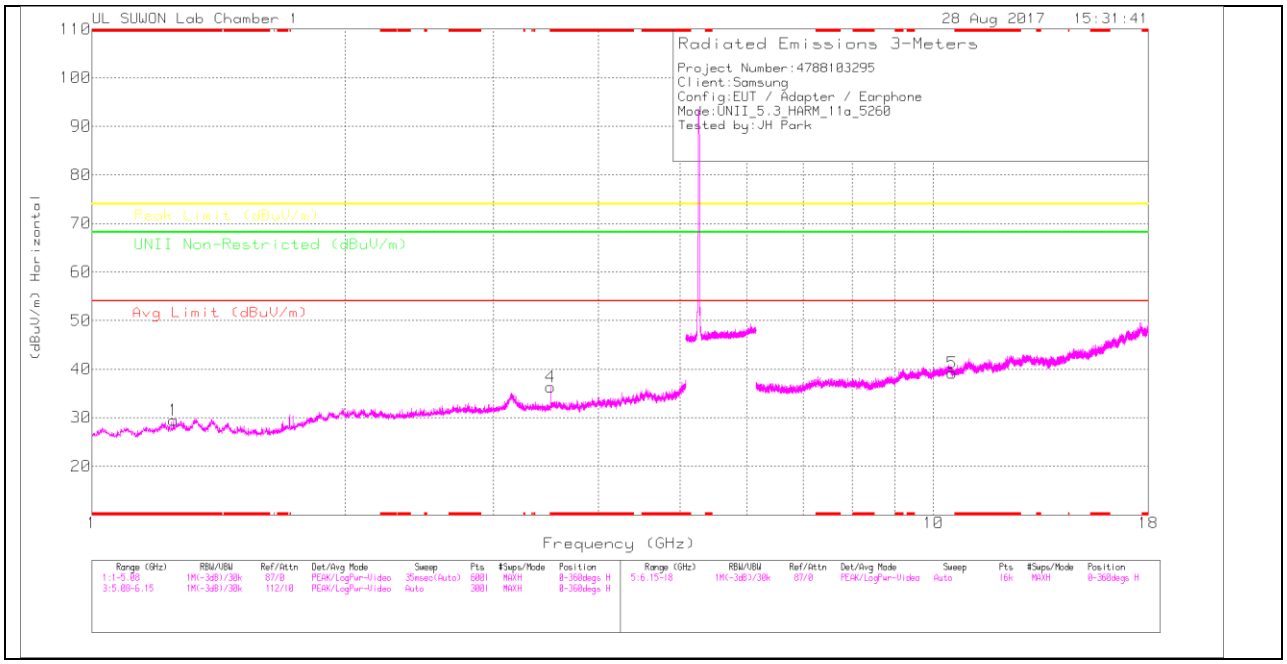

LOW CHANNEL VERTICAL

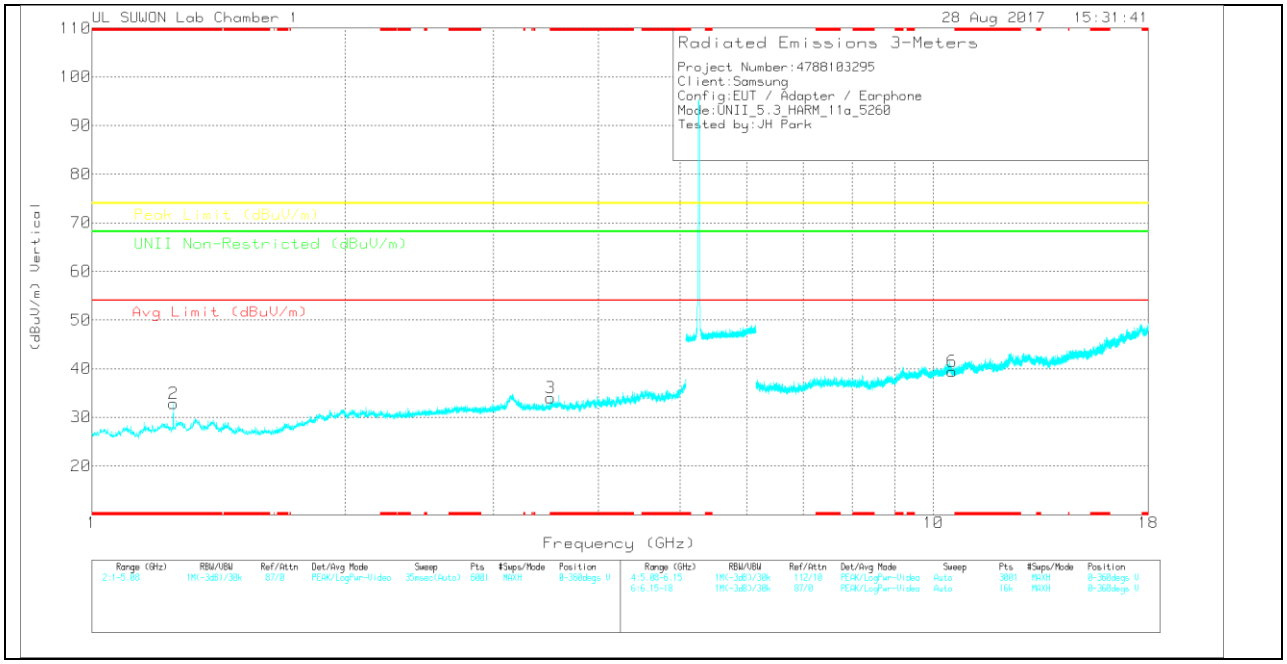

Note: Emission was scanned up to 40GHz; No emissions were detected above the noise floor which was at least 20dB below the specification limit.

UL Korea, Ltd. Confidential
This report shall not be reproduced except in full, without the written approval of UL Korea, Ltd.

LOW CHANNEL DATA

Trace Markers

Marker	Frequency (GHz)	Meter Reading (dBuV)	Det	20170531_3117_00168717	5GHz_LP(dB)_170809	DC Corr (dB)	Corrected Reading (dBuV/m)	Avg Limit (dBuV/m)	Margin (dB)	Peak Limit (dBuV/m)	Margin (dB)	UNII Non-Restricted (dBuV/m)	Margin (dB)	Azimuth (Degs)	Height (cm)	Polarity
1	* 1.25	37.25	PK	29.3	-37.1	0	29.45	-	-	74	-44.55	-	-	0-360	150	H
4	* 3.507	37.25	PK	32.5	-33.4	0	36.35	-	-	74	-37.65	-	-	0-360	150	H
2	* 1.25	40.62	PK	29.3	-37.1	0	32.82	-	-	74	-41.18	-	-	0-360	149	V
3	* 3.506	34.87	PK	32.5	-33.4	0	33.97	-	-	74	-40.03	-	-	0-360	250	V
5	10.522	24.64	PK	37.5	-23	0	39.14	-	-	-	-	68.2	-29.06	0-360	150	H
6	10.525	24.89	PK	37.5	-23	0	39.39	-	-	-	-	68.2	-28.81	0-360	250	V

* - indicates frequency in CFR15.205/IC7.2.2 Restricted Band

PK – Peak Detector

Radiated Emissions

Frequency (GHz)	Meter Reading (dBuV)	Det	20170531_3117_00168717	5GHz_LP(dB)_170809	DC Corr (dB)	Corrected Reading (dBuV/m)	Avg Limit (dBuV/m)	Margin (dB)	Peak Limit (dBuV/m)	Margin (dB)	UNII Non-Restricted (dBuV/m)	Margin (dB)	Azimuth (Degs)	Height (cm)	Polarity
* 1.25	46.44	PK-U	29.3	-37	0	38.74	-	-	74	-35.26	-	-	38	193	H
* 1.25	35.28	ADR	29.3	-37	.18	27.76	54	-26.24	-	-	-	-	38	193	H
* 1.25	49.01	PK-U	29.3	-37	0	41.31	-	-	74	-32.69	-	-	230	179	V
* 1.25	40.28	ADR	29.3	-37	.18	32.76	54	-21.24	-	-	-	-	230	179	V
* 3.507	45.63	PK-U	32.5	-33.4	0	44.73	-	-	74	-29.27	-	-	318	101	H
* 3.507	37.59	ADR	32.5	-33.4	.18	36.87	54	-17.13	-	-	-	-	318	101	H
* 3.507	44.24	PK-U	32.5	-33.4	0	43.34	-	-	74	-30.66	-	-	31	394	V
* 3.507	33.97	ADR	32.5	-33.4	.18	33.25	54	-20.75	-	-	-	-	31	394	V

* - indicates frequency in CFR15.205/IC7.2.2 Restricted Band

PK-U - U-NII: Maximum Peak

ADR - U-NII AD primary method, RMS average

UL Korea, Ltd. Confidential
This report shall not be reproduced except in full, without the written approval of UL Korea, Ltd.

MID CHANNEL HORIZONTAL

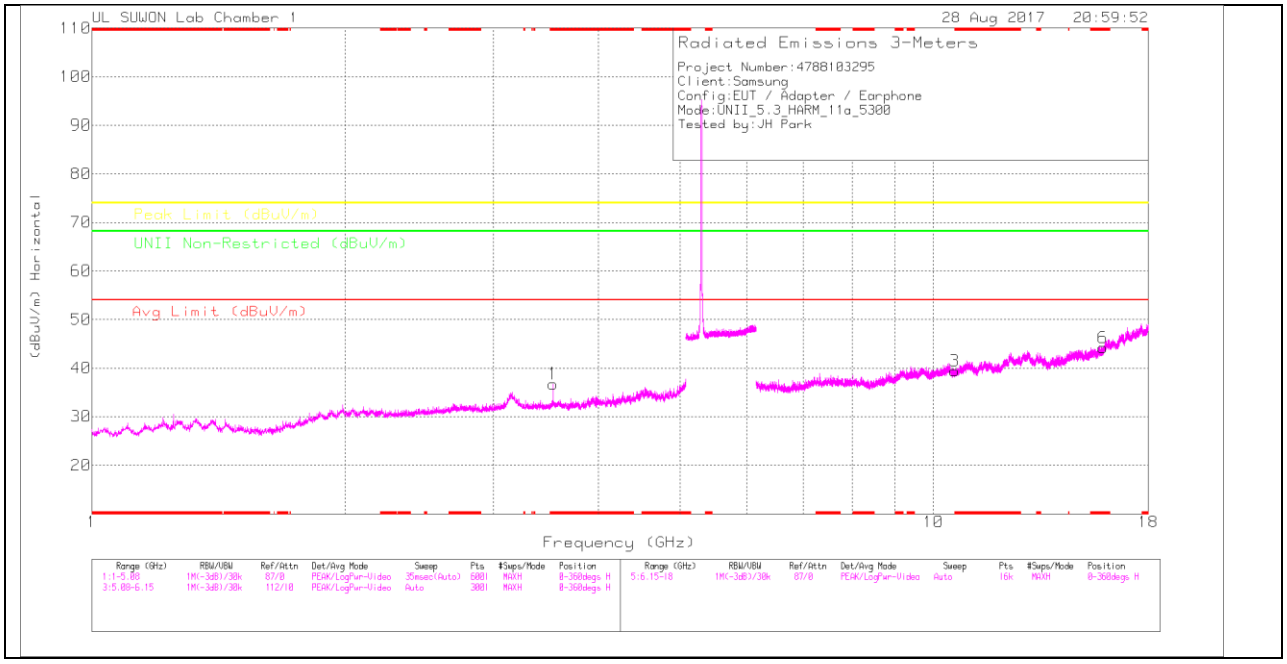

MID CHANNEL VERTICAL

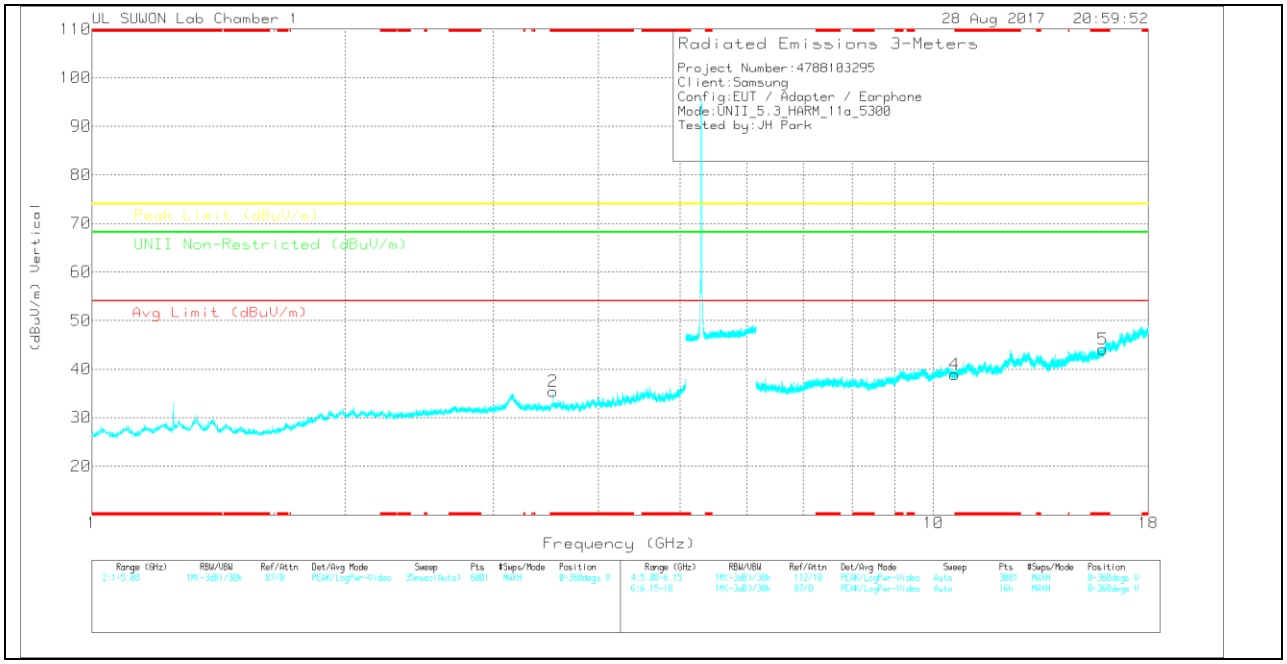

Note: Emission was scanned up to 40GHz; No emissions were detected above the noise floor which was at least 20dB below the specification limit.

UL Korea, Ltd. Confidential
This report shall not be reproduced except in full, without the written approval of UL Korea, Ltd.

MID CHANNEL DATA

Trace Markers

Marker	Frequency (GHz)	Meter Reading (dBuV)	Det	20170531_3117_00168717	5GHz_LP(dB)_170809	DC Corr (dB)	Corrected Reading (dBuV/m)	Avg Limit (dBuV/m)	Margin (dB)	Peak Limit (dBuV/m)	Margin (dB)	UNII Non-Restricted (dBuV/m)	Margin (dB)	Azimuth (Degs)	Height (cm)	Polarity
1	* 3.533	37.47	PK	32.7	-33.4	0	36.77	-	-	74	-37.23	-	-	0-360	150	H
2	* 3.534	36.09	PK	32.7	-33.4	0	35.39	-	-	74	-38.61	-	-	0-360	250	V
3	* 10.602	24.5	PK	37.6	-22.7	0	39.4	-	-	74	-34.6	-	-	0-360	150	H
6	* 15.898	25.35	PK	40.3	-21.5	0	44.15	-	-	74	-29.85	-	-	0-360	250	H
4	* 10.605	24.03	PK	37.6	-22.7	0	38.93	-	-	74	-35.07	-	-	0-360	150	V
5	* 15.898	25.31	PK	40.3	-21.5	0	44.11	-	-	74	-29.89	-	-	0-360	150	V

* - indicates frequency in CFR15.205/IC7.2.2 Restricted Band

PK – Peak Detector

Radiated Emissions

Frequency (GHz)	Meter Reading (dBuV)	Det	20170531_3117_00168717	5GHz_LP(dB)_170809	DC Corr (dB)	Corrected Reading (dBuV/m)	Avg Limit (dBuV/m)	Margin (dB)	Peak Limit (dBuV/m)	Margin (dB)	UNII Non-Restricted (dBuV/m)	Margin (dB)	Azimuth (Degs)	Height (cm)	Polarity
* 3.533	46.17	PK-U	32.7	-33.4	0	45.47	-	-	74	-28.53	-	-	330	132	H
* 3.533	38	ADR	32.7	-33.4	.18	37.48	54	-16.52	-	-	-	-	330	132	H
* 3.533	45.15	PK-U	32.7	-33.4	0	44.45	-	-	74	-29.55	-	-	160	148	V
* 3.533	34.92	ADR	32.7	-33.4	.18	34.4	54	-19.6	-	-	-	-	160	148	V
* 3.507	45.63	PK-U	32.5	-33.4	0	44.73	-	-	74	-29.27	-	-	318	101	H
* 3.507	37.59	ADR	32.5	-33.4	.18	36.87	54	-17.13	-	-	-	-	318	101	H
* 3.507	44.24	PK-U	32.5	-33.4	0	43.34	-	-	74	-30.66	-	-	31	394	V
* 3.507	33.97	ADR	32.5	-33.4	.18	33.25	54	-20.75	-	-	-	-	31	394	V

* - indicates frequency in CFR15.205/IC7.2.2 Restricted Band

PK-U - U-NII: Maximum Peak

ADR - U-NII AD primary method, RMS average

UL Korea, Ltd. Confidential
This report shall not be reproduced except in full, without the written approval of UL Korea, Ltd.

HIGH CHANNEL HORIZONTAL

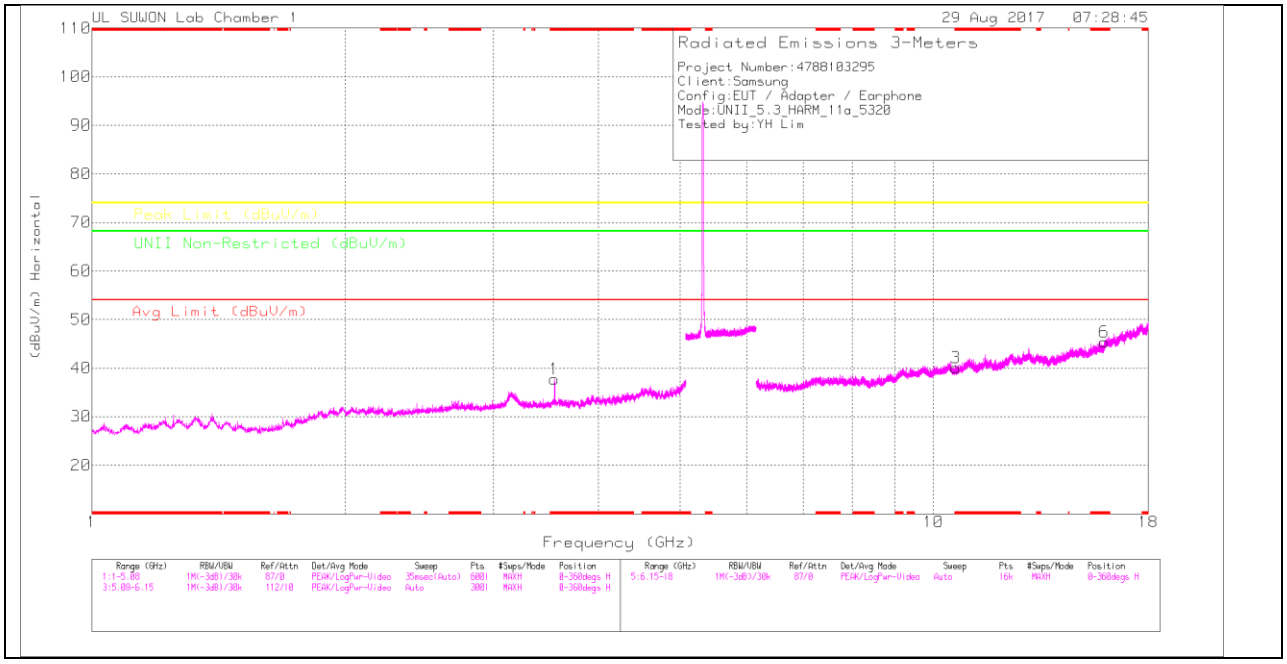

HIGH CHANNEL VERTICAL

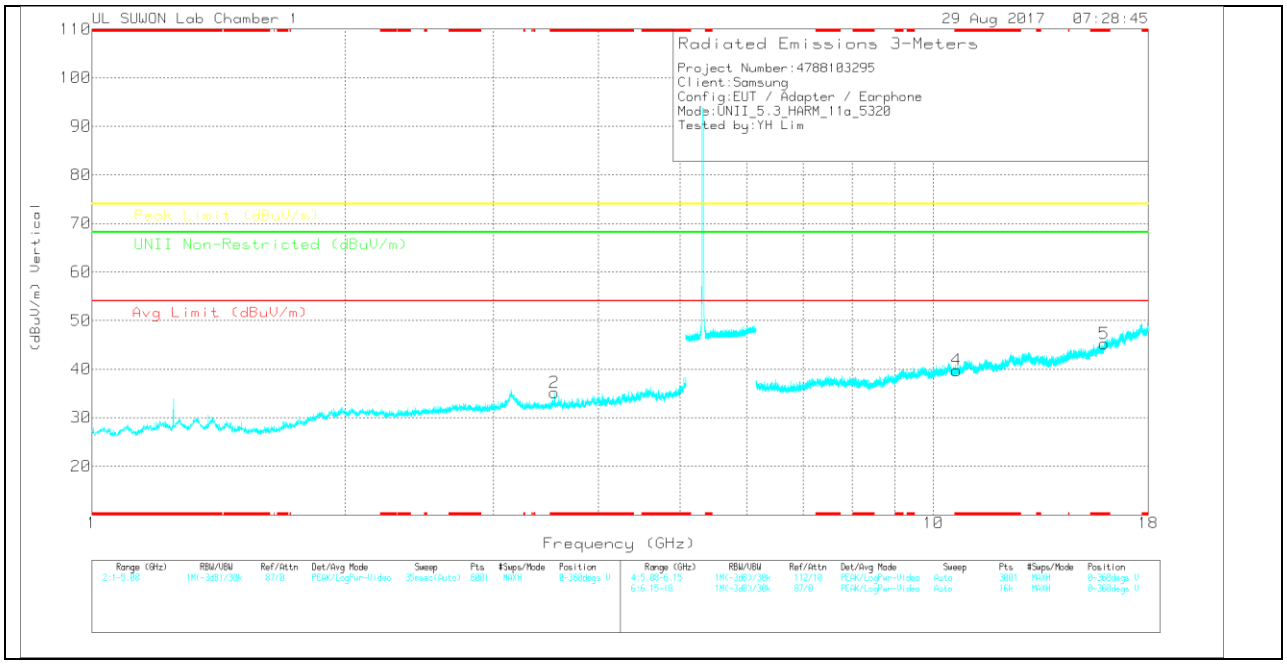

Note: Emission was scanned up to 40GHz; No emissions were detected above the noise floor which was at least 20dB below the specification limit.

UL Korea, Ltd. Confidential
This report shall not be reproduced except in full, without the written approval of UL Korea, Ltd.

HIGH CHANNEL DATA

Trace Markers

Marker	Frequency (GHz)	Meter Reading (dBuV)	Det	20170531_3117_00168717	5GHz_LP(dB)_170809	DC Corr (dB)	Corrected Reading (dBuV/m)	Avg Limit (dBuV/m)	Margin (dB)	Peak Limit (dBuV/m)	Margin (dB)	UNII Non-Restricted (dBuV/m)	Margin (dB)	Azimuth (Degs)	Height (cm)	Polarity
1	* 3.547	38.21	PK	32.8	-33.3	0	37.71	-	-	74	-36.29	-	-	0-360	150	H
2	* 3.547	35.63	PK	32.8	-33.3	0	35.13	-	-	74	-38.87	-	-	0-360	250	V
3	* 10.638	24.84	PK	37.7	-22.5	0	40.04	-	-	74	-33.96	-	-	0-360	250	H
6	* 15.958	26.03	PK	40.4	-21	0	45.43	-	-	74	-28.57	-	-	0-360	150	H
4	* 10.644	24.55	PK	37.7	-22.5	0	39.75	-	-	74	-34.25	-	-	0-360	250	V
5	* 15.947	25.95	PK	40.4	-21.1	0	45.25	-	-	74	-28.75	-	-	0-360	150	V

* - indicates frequency in CFR15.205/IC7.2.2 Restricted Band

PK – Peak Detector

Radiated Emissions

Frequency (GHz)	Meter Reading (dBuV)	Det	20170531_3117_00168717	5GHz_LP(dB)_170809	DC Corr (dB)	Corrected Reading (dBuV/m)	Avg Limit (dBuV/m)	Margin (dB)	Peak Limit (dBuV/m)	Margin (dB)	UNII Non-Restricted (dBuV/m)	Margin (dB)	Azimuth (Degs)	Height (cm)	Polarity
* 3.547	46.4	PK-U	32.8	-33.3	0	45.9	-	-	74	-28.1	-	-	318	103	H
* 3.547	38.28	ADR	32.8	-33.3	.18	37.96	54	-16.04	-	-	-	-	318	103	H
* 3.546	45.93	PK-U	32.8	-33.3	0	45.43	-	-	74	-28.57	-	-	228	370	V
* 3.547	36.08	ADR	32.8	-33.3	.18	35.76	54	-18.24	-	-	-	-	228	370	V
* 3.507	45.63	PK-U	32.5	-33.4	0	44.73	-	-	74	-29.27	-	-	318	101	H
* 3.507	37.59	ADR	32.5	-33.4	.18	36.87	54	-17.13	-	-	-	-	318	101	H
* 3.507	44.24	PK-U	32.5	-33.4	0	43.34	-	-	74	-30.66	-	-	31	394	V
* 3.507	33.97	ADR	32.5	-33.4	.18	33.25	54	-20.75	-	-	-	-	31	394	V

* - indicates frequency in CFR15.205/IC7.2.2 Restricted Band

PK-U - U-NII: Maximum Peak

ADR - U-NII AD primary method, RMS average

UL Korea, Ltd. Confidential
This report shall not be reproduced except in full, without the written approval of UL Korea, Ltd.

10.2.2. TX ABOVE 1GHz 802.11n HT20 MODE IN THE 5.3GHz BAND

AUTHORIZED BANDEDGE (HIGH CHANNEL)

HORIZONTAL PEAK AND AVERAGE PLOT

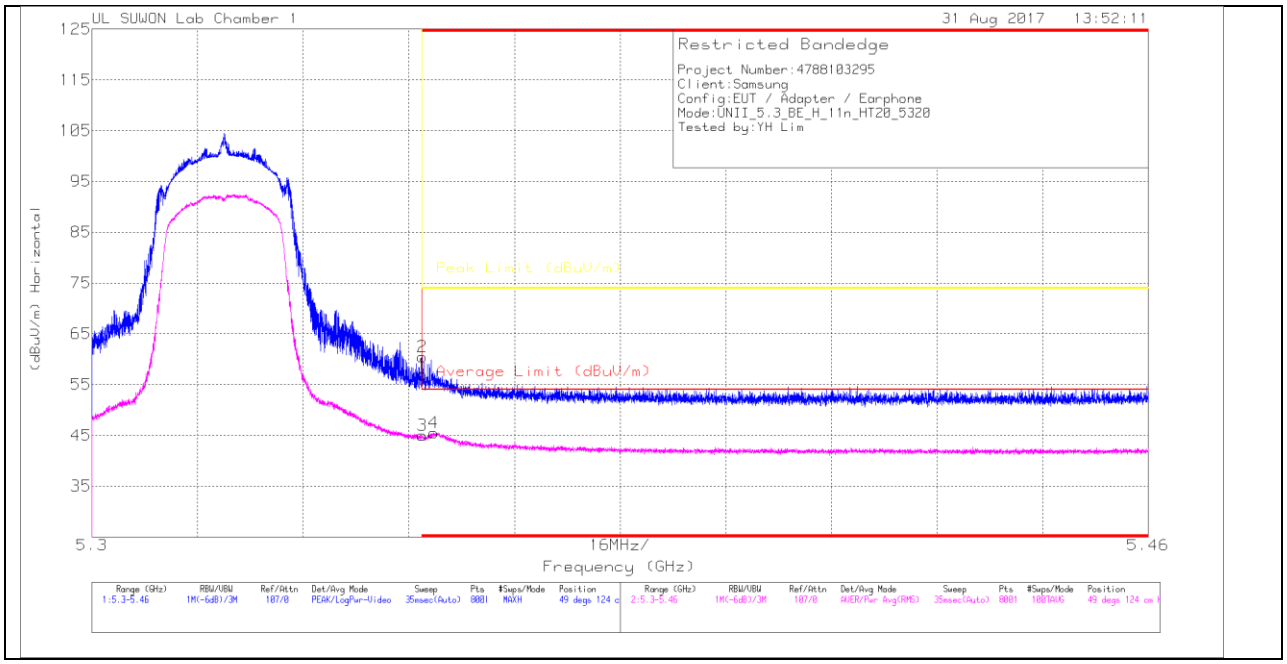

HORIZONTAL DATA

Trace Markers

Marker	Frequency (GHz)	Meter Reading (dBuV)	Det	20170531_3117_00168717	10dB_ATT(dB)_170809	DC Corr (dB)	Corrected Reading (dBuV/m)	Average Limit (dBuV/m)	Margin (dB)	Peak Limit (dBuV/m)	PK Margin (dB)	Azimuth (Degs)	Height (cm)	Polarity
1	* 5.35	44.48	Pk	34.2	-21.7	0	56.98	-	-	74	-17.02	49	124	H
2	* 5.35	48.01	Pk	34.2	-21.7	0	60.51	-	-	74	-13.49	49	124	H
3	* 5.35	32.3	RMS	34.2	-21.7	.16	44.96	54	-9.04	-	-	49	124	H
4	* 5.352	32.84	RMS	34.2	-21.7	.16	45.5	54	-8.5	-	-	49	124	H

* - indicates frequency in CFR15.205/IC7.2.2 Restricted Band

Pk - Peak detector

RMS - RMS detection

UL Korea, Ltd. Confidential
This report shall not be reproduced except in full, without the written approval of UL Korea, Ltd.

VERTICAL PEAK AND AVERAGE PLOT

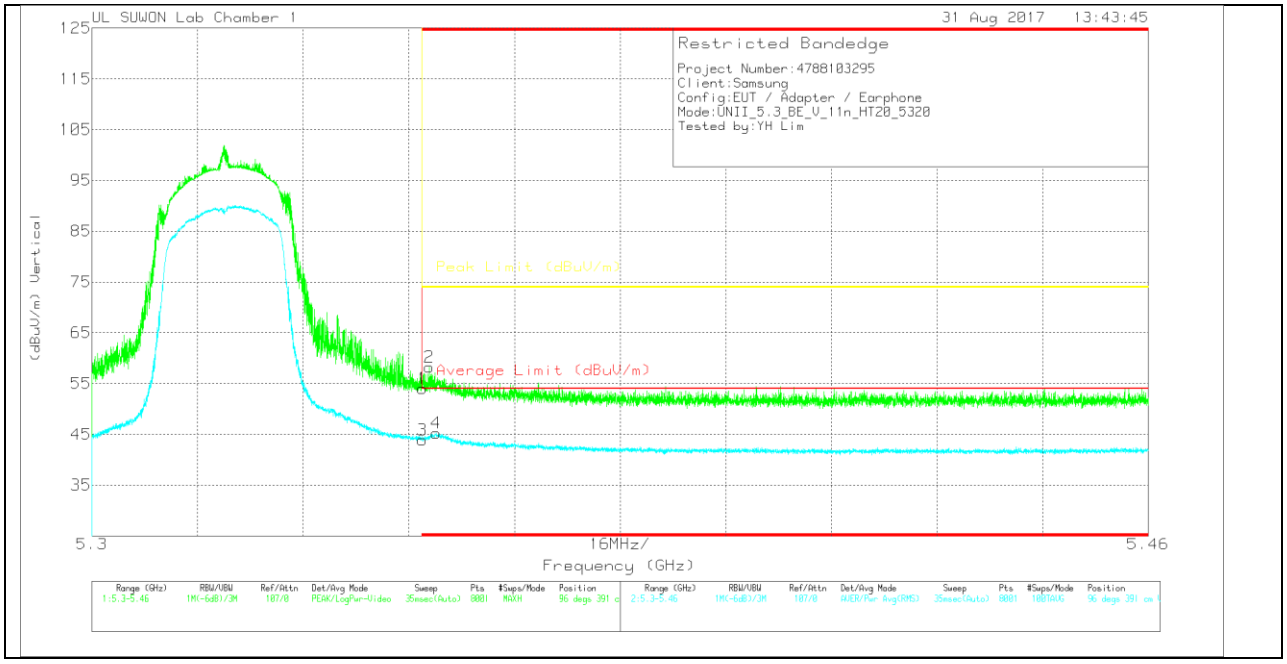

VERTICAL DATA

Trace Markers

Marker	Frequency (GHz)	Meter Reading (dBuV)	Det	20170531_3117_00168717	10dB_ATT(dB)_170809	DC Corr (dB)	Corrected Reading (dBuV/m)	Average Limit (dBuV/m)	Margin (dB)	Peak Limit (dBuV/m)	PK Margin (dB)	Azimuth (Degs)	Height (cm)	Polarity
1	* 5.35	41.54	Pk	34.2	-21.7	0	54.04	-	-	74	-19.96	96	391	V
2	* 5.351	45.72	Pk	34.2	-21.7	0	58.22	-	-	74	-15.78	96	391	V
3	* 5.35	31.29	RMS	34.2	-21.7	.16	43.95	54	-10.05	-	-	96	391	V
4	* 5.352	32.6	RMS	34.2	-21.7	.16	45.26	54	-8.74	-	-	96	391	V

* - indicates frequency in CFR15.205/IC7.2.2 Restricted Band

Pk - Peak detector

RMS - RMS detection

UL Korea, Ltd. Suwon Laboratory FORM ID: FCC_15E
218 Maeyeong-ro, Yeongtong-gu, Suwon-si, Gyeonggi-do, 16675 Korea TEL: (031) 337-9902,FAX: (031) 213-5433
UL Korea, Ltd. Confidential
This report shall not be reproduced except in full, without the written approval of UL Korea, Ltd.

HARMONICS AND SPURIOUS EMISSIONS

LOW CHANNEL HORIZONTAL

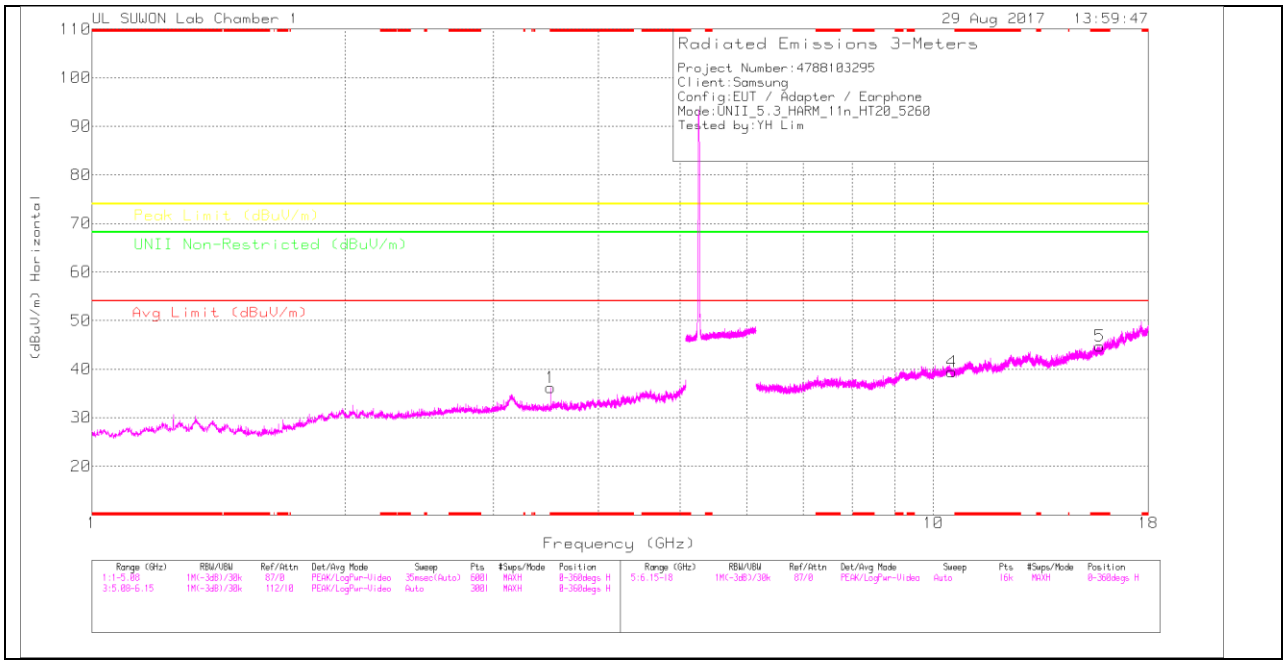

LOW CHANNEL VERTICAL

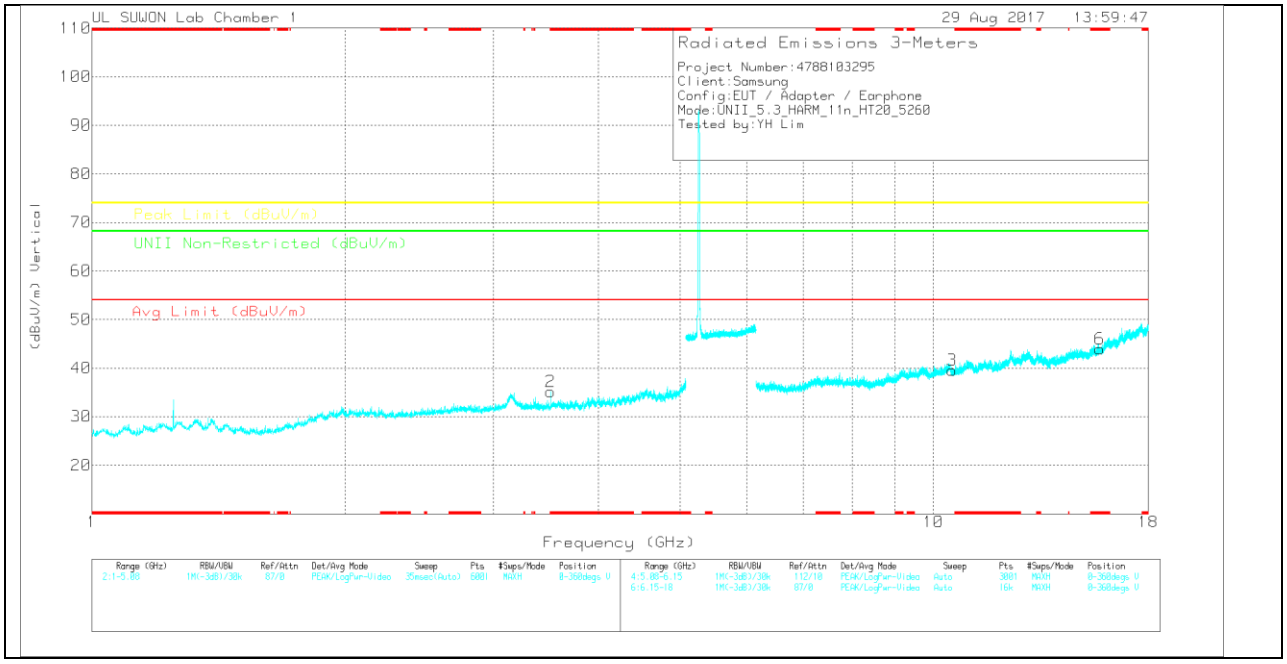

Note: Emission was scanned up to 40GHz; No emissions were detected above the noise floor which was at least 20dB below the specification limit.

UL Korea, Ltd. Confidential
This report shall not be reproduced except in full, without the written approval of UL Korea, Ltd.

LOW CHANNEL DATA

Trace Markers

Marker	Frequency (GHz)	Meter Reading (dBuV)	Det	20170531_3117_00168717	5GHz_LP(dB)_170809	DC Corr (dB)	Corrected Reading (dBuV/m)	Avg Limit (dBuV/m)	Margin (dB)	Peak Limit (dBuV/m)	Margin (dB)	UNII Non-Restricted (dBuV/m)	Margin (dB)	Azimuth (Degs)	Height (cm)	Polarity
1	* 3.506	37.04	PK	32.5	-33.4	0	36.14	-	-	74	-37.86	-	-	0-360	250	H
2	* 3.507	36.02	PK	32.5	-33.4	0	35.12	-	-	74	-38.88	-	-	0-360	250	V
4	10.515	24.84	PK	37.5	-22.9	0	39.44	-	-	-	-	68.2	-28.76	0-360	150	H
5	* 15.772	26.14	PK	40	-21.4	0	44.74	-	-	74	-29.26	-	-	0-360	150	H
3	10.519	24.96	PK	37.5	-22.9	0	39.56	-	-	-	-	68.2	-28.64	0-360	250	V
6	* 15.766	25.22	PK	40	-21.3	0	43.92	-	-	74	-30.08	-	-	0-360	150	V

* - indicates frequency in CFR15.205/IC7.2.2 Restricted Band

PK – Peak Detector

Radiated Emissions

Frequency (GHz)	Meter Reading (dBuV)	Det	20170531_3117_00168717	5GHz_LP(dB)_170809	DC Corr (dB)	Corrected Reading (dBuV/m)	Avg Limit (dBuV/m)	Margin (dB)	Peak Limit (dBuV/m)	Margin (dB)	UNII Non-Restricted (dBuV/m)	Margin (dB)	Azimuth (Degs)	Height (cm)	Polarity
* 3.507	45.24	PK-U	32.5	-33.4	0	44.34	-	-	74	-29.66	-	-	334	357	H
* 3.507	36.55	ADR	32.5	-33.4	.16	35.81	54	-18.19	-	-	-	-	334	357	H
* 3.509	44.13	PK-U	32.6	-33.4	0	43.33	-	-	74	-30.67	-	-	166	389	V
* 3.507	33.34	ADR	32.5	-33.4	.16	32.6	54	-21.4	-	-	-	-	166	389	V
* 3.507	45.63	PK-U	32.5	-33.4	0	44.73	-	-	74	-29.27	-	-	318	101	H
* 3.507	37.59	ADR	32.5	-33.4	.16	36.85	54	-17.15	-	-	-	-	318	101	H
* 3.507	44.24	PK-U	32.5	-33.4	0	43.34	-	-	74	-30.66	-	-	31	394	V
* 3.507	33.97	ADR	32.5	-33.4	.16	33.23	54	-20.77	-	-	-	-	31	394	V

* - indicates frequency in CFR15.205/IC7.2.2 Restricted Band

PK-U - U-NII: Maximum Peak

ADR - U-NII AD primary method, RMS average

UL Korea, Ltd. Confidential
This report shall not be reproduced except in full, without the written approval of UL Korea, Ltd.

MID CHANNEL HORIZONTAL

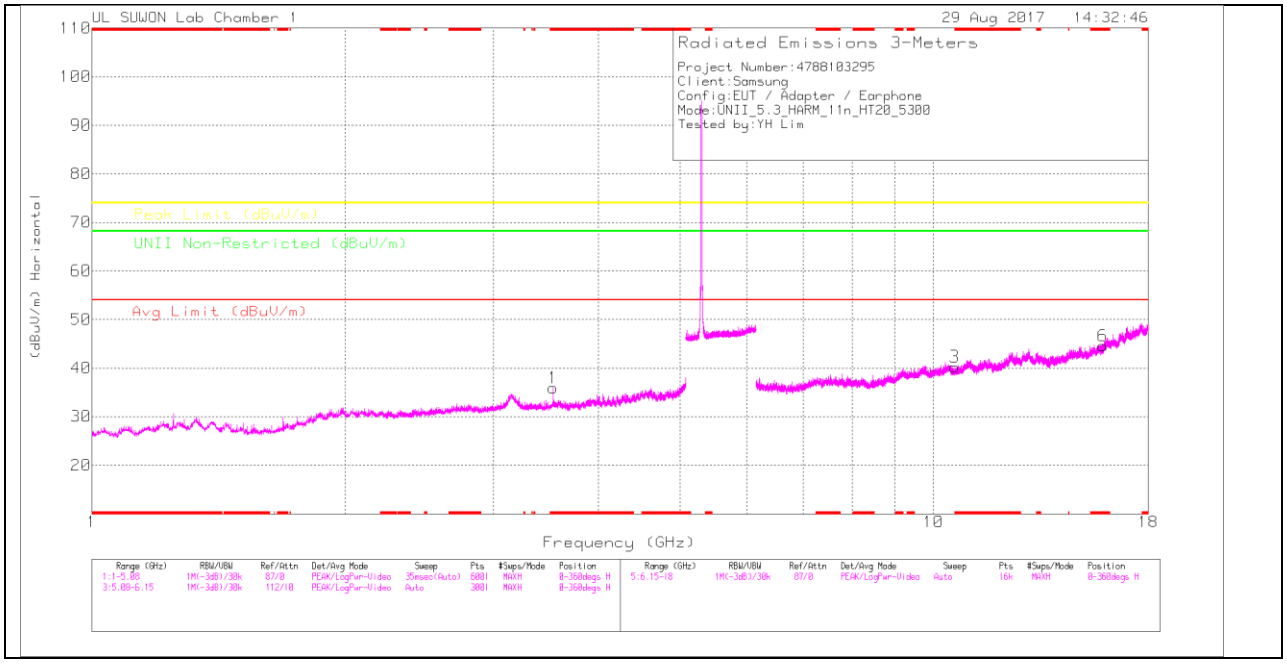

MID CHANNEL VERTICAL

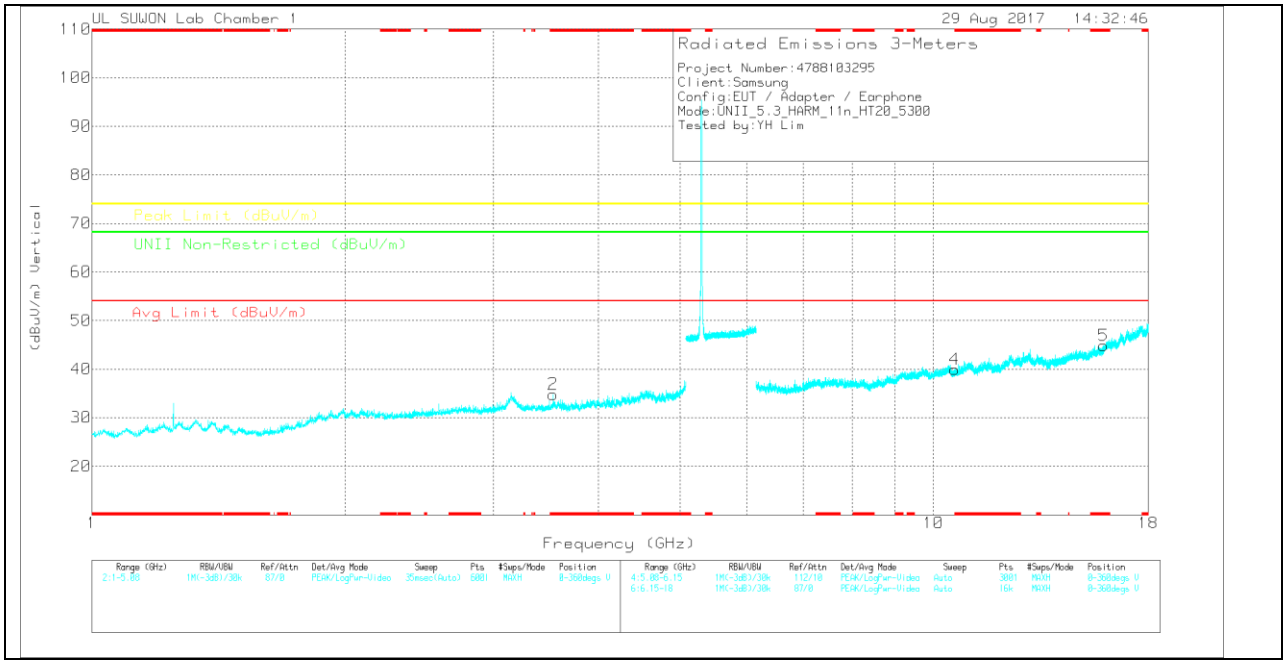

Note: Emission was scanned up to 40GHz; No emissions were detected above the noise floor which was at least 20dB below the specification limit.

UL Korea, Ltd. Confidential
This report shall not be reproduced except in full, without the written approval of UL Korea, Ltd.

MID CHANNEL DATA

Trace Markers

Marker	Frequency (GHz)	Meter Reading (dBuV)	Det	20170531_3117_00168717	5GHz_LP(dB)_170809	DC Corr (dB)	Corrected Reading (dBuV/m)	Avg Limit (dBuV/m)	Margin (dB)	Peak Limit (dBuV/m)	Margin (dB)	UNII Non-Restricted (dBuV/m)	Margin (dB)	Azimuth (Degs)	Height (cm)	Polarity
1	* 3.533	36.67	PK	32.7	-33.4	0	35.97	-	-	74	-38.03	-	-	0-360	150	H
2	* 3.533	35.53	PK	32.7	-33.4	0	34.83	-	-	74	-39.17	-	-	0-360	250	V
3	* 10.602	25.36	PK	37.6	-22.7	0	40.26	-	-	74	-33.74	-	-	0-360	150	H
6	* 15.912	25.81	PK	40.3	-21.5	0	44.61	-	-	74	-29.39	-	-	0-360	250	H
4	* 10.603	25.07	PK	37.6	-22.7	0	39.97	-	-	74	-34.03	-	-	0-360	150	V
5	* 15.919	26.07	PK	40.3	-21.5	0	44.87	-	-	74	-29.13	-	-	0-360	150	V

* - indicates frequency in CFR15.205/IC7.2.2 Restricted Band

PK – Peak Detector

Radiated Emissions

Frequency (GHz)	Meter Reading (dBuV)	Det	20170531_3117_00168717	5GHz_LP(dB)_170809	DC Corr (dB)	Corrected Reading (dBuV/m)	Avg Limit (dBuV/m)	Margin (dB)	Peak Limit (dBuV/m)	Margin (dB)	UNII Non-Restricted (dBuV/m)	Margin (dB)	Azimuth (Degs)	Height (cm)	Polarity
* 3.533	46.14	PK-U	32.7	-33.4	0	45.44	-	-	74	-28.56	-	-	313	353	H
* 3.533	38.21	ADR	32.7	-33.4	.16	37.67	54	-16.33	-	-	-	-	313	353	H
* 3.533	46.01	PK-U	32.7	-33.4	0	45.31	-	-	74	-28.69	-	-	92	363	V
* 3.533	38.17	ADR	32.7	-33.4	.16	37.63	54	-16.37	-	-	-	-	92	363	V
* 3.507	45.63	PK-U	32.5	-33.4	0	44.73	-	-	74	-29.27	-	-	318	101	H
* 3.507	37.59	ADR	32.5	-33.4	.16	36.85	54	-17.15	-	-	-	-	318	101	H
* 3.507	44.24	PK-U	32.5	-33.4	0	43.34	-	-	74	-30.66	-	-	31	394	V
* 3.507	33.97	ADR	32.5	-33.4	.16	33.23	54	-20.77	-	-	-	-	31	394	V

* - indicates frequency in CFR15.205/IC7.2.2 Restricted Band

PK-U - U-NII: Maximum Peak

ADR - U-NII AD primary method, RMS average

UL Korea, Ltd. Confidential
This report shall not be reproduced except in full, without the written approval of UL Korea, Ltd.

HIGH CHANNEL HORIZONTAL

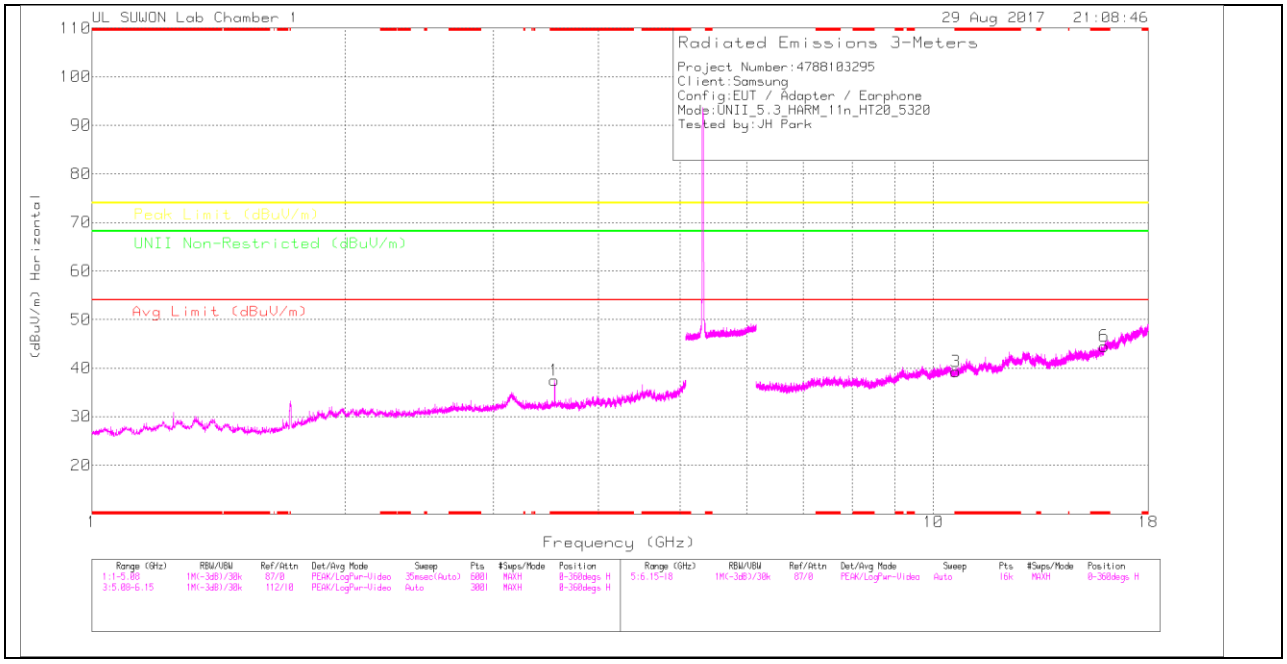

HIGH CHANNEL VERTICAL

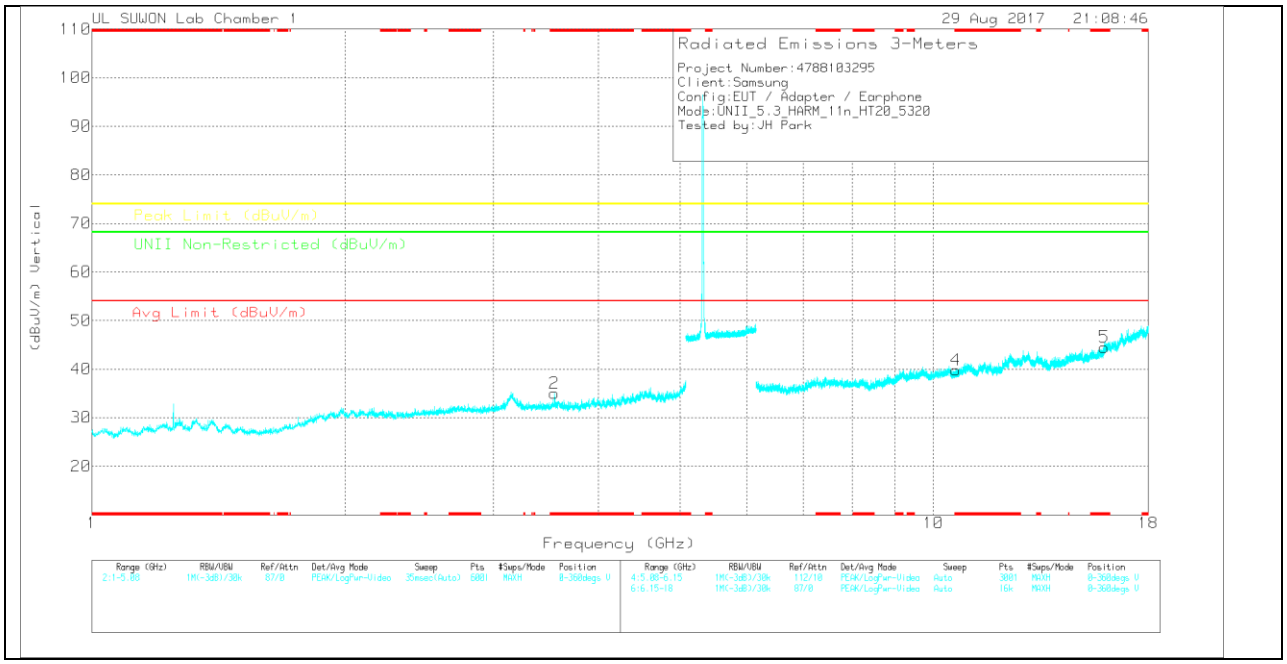

Note: Emission was scanned up to 40GHz; No emissions were detected above the noise floor which was at least 20dB below the specification limit.

UL Korea, Ltd. Confidential
This report shall not be reproduced except in full, without the written approval of UL Korea, Ltd.

HIGH CHANNEL DATA

Trace Markers

Marker	Frequency (GHz)	Meter Reading (dBuV)	Det	20170531_3117_00168717	5GHz_LP(dB)_170809	DC Corr (dB)	Corrected Reading (dBuV/m)	Avg Limit (dBuV/m)	Margin (dB)	Peak Limit (dBuV/m)	Margin (dB)	UNII Non-Restricted (dBuV/m)	Margin (dB)	Azimuth (Degs)	Height (cm)	Polarity
1	* 3.547	37.93	PK	32.8	-33.3	0	37.43	-	-	74	-36.57	-	-	0-360	250	H
2	* 3.547	35.54	PK	32.8	-33.3	0	35.04	-	-	74	-38.96	-	-	0-360	250	V
3	* 10.638	24.13	PK	37.7	-22.5	0	39.33	-	-	74	-34.67	-	-	0-360	250	H
6	* 15.96	25.13	PK	40.4	-21	0	44.53	-	-	74	-29.47	-	-	0-360	250	H
4	* 10.638	24.62	PK	37.7	-22.5	0	39.82	-	-	74	-34.18	-	-	0-360	250	V
5	* 15.96	25.13	PK	40.4	-21	0	44.53	-	-	74	-29.47	-	-	0-360	250	V

* - indicates frequency in CFR15.205/IC7.2.2 Restricted Band

PK – Peak Detector

Radiated Emissions

Frequency (GHz)	Meter Reading (dBuV)	Det	20170531_3117_00168717	5GHz_LP(dB)_170809	DC Corr (dB)	Corrected Reading (dBuV/m)	Avg Limit (dBuV/m)	Margin (dB)	Peak Limit (dBuV/m)	Margin (dB)	UNII Non-Restricted (dBuV/m)	Margin (dB)	Azimuth (Degs)	Height (cm)	Polarity
* 3.547	46.38	PK-U	32.8	-33.3	0	45.88	-	-	74	-28.12	-	-	341	110	H
* 3.547	38.28	ADR	32.8	-33.3	.16	37.94	54	-16.06	-	-	-	-	341	110	H
* 3.547	44.95	PK-U	32.8	-33.3	0	44.45	-	-	74	-29.55	-	-	178	126	V
* 3.547	35.46	ADR	32.8	-33.3	.16	35.12	54	-18.88	-	-	-	-	178	126	V
* 3.507	45.63	PK-U	32.5	-33.4	0	44.73	-	-	74	-29.27	-	-	318	101	H
* 3.507	37.59	ADR	32.5	-33.4	.16	36.85	54	-17.15	-	-	-	-	318	101	H
* 3.507	44.24	PK-U	32.5	-33.4	0	43.34	-	-	74	-30.66	-	-	31	394	V
* 3.507	33.97	ADR	32.5	-33.4	.16	33.23	54	-20.77	-	-	-	-	31	394	V

* - indicates frequency in CFR15.205/IC7.2.2 Restricted Band

PK-U - U-NII: Maximum Peak

ADR - U-NII AD primary method, RMS average

UL Korea, Ltd. Confidential
This report shall not be reproduced except in full, without the written approval of UL Korea, Ltd.

10.2.3. TX ABOVE 1GHz 802.11n HT40 MODE IN THE 5.3GHz BAND AUTHORIZED BANDEDGE (HIGH CHANNEL)

HORIZONTAL PEAK AND AVERAGE PLOT

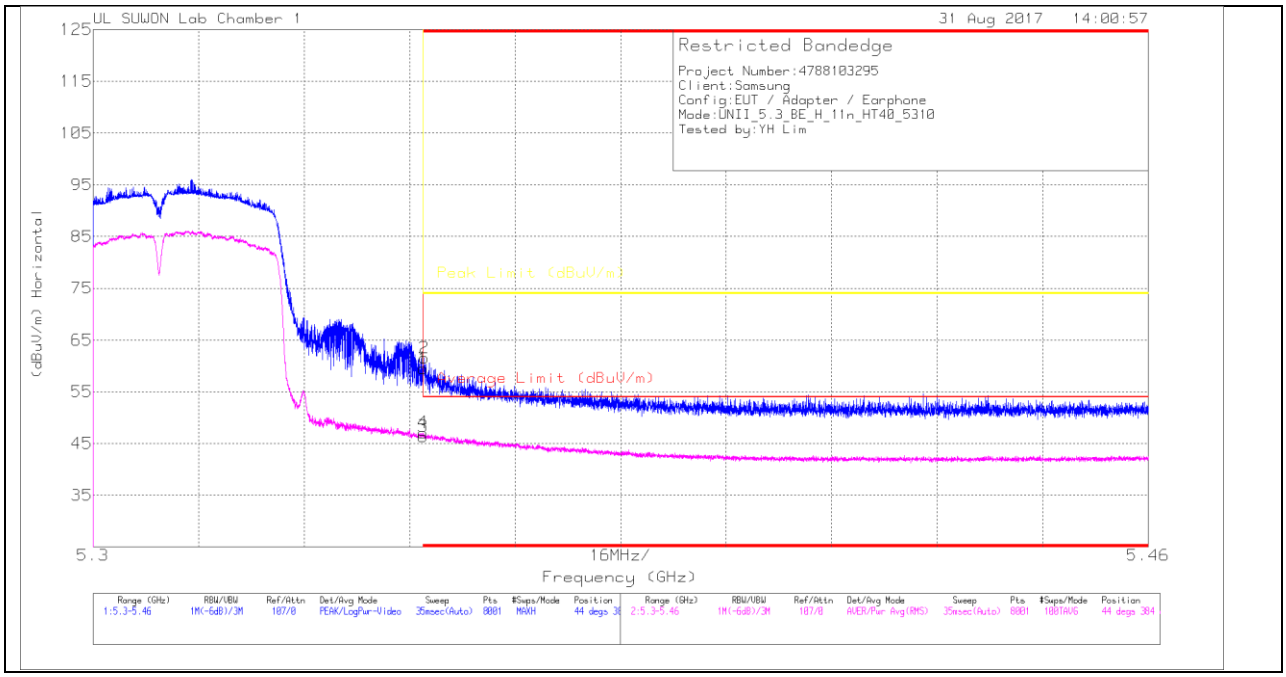

HORIZONTAL DATA

Trace Markers

Marker	Frequency (GHz)	Meter Reading (dBuV)	Det	20170531_3117_00168717	10dB_ATT(dB)_170809	DC Corr (dB)	Corrected Reading (dBuV/m)	Average Limit (dBuV/m)	Margin (dB)	Peak Limit (dBuV/m)	PK Margin (dB)	Azimuth (Degs)	Height (cm)	Polarity
1	* 5.35	47.01	Pk	34.2	-21.7	0	59.51	-	-	74	-14.49	44	384	H
2	* 5.35	49.04	Pk	34.2	-21.7	0	61.54	-	-	74	-12.46	44	384	H
3	* 5.35	33.51	RMS	34.2	-21.7	.38	46.39	54	-7.61	-	-	44	384	H
4	* 5.35	34.22	RMS	34.2	-21.7	.38	47.1	54	-6.9	-	-	44	384	H

* - indicates frequency in CFR15.205/IC7.2.2 Restricted Band

Pk - Peak detector

RMS - RMS detection

UL Korea, Ltd. Confidential
This report shall not be reproduced except in full, without the written approval of UL Korea, Ltd.

VERTICAL PEAK AND AVERAGE PLOT

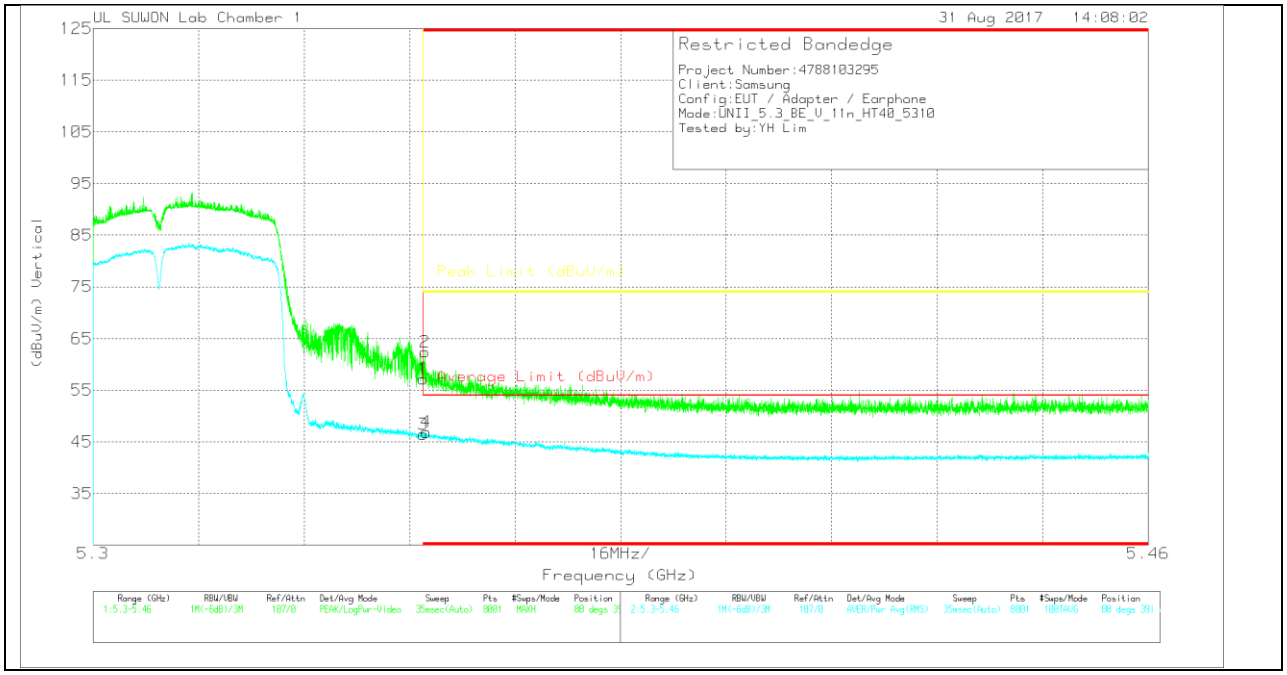

VERTICAL DATA

Trace Markers

Marker	Frequency (GHz)	Meter Reading (dBuV)	Det	20170531_3117_00168717	10dB_ATT(dB)_170809	DC Corr (dB)	Corrected Reading (dBuV/m)	Average Limit (dBuV/m)	Margin (dB)	Peak Limit (dBuV/m)	PK Margin (dB)	Azimuth (Degs)	Height (cm)	Polarity
1	* 5.35	44.65	Pk	34.2	-21.7	0	57.15	-	-	74	-16.85	88	391	V
2	* 5.35	49.92	Pk	34.2	-21.7	0	62.42	-	-	74	-11.58	88	391	V
3	* 5.35	33.57	RMS	34.2	-21.7	.38	46.45	54	-7.55	-	-	88	391	V
4	* 5.351	34.03	RMS	34.2	-21.7	.38	46.91	54	-7.09	-	-	88	391	V

* - indicates frequency in CFR15.205/IC7.2.2 Restricted Band

Pk - Peak detector

RMS - RMS detection

UL Korea, Ltd. Confidential
This report shall not be reproduced except in full, without the written approval of UL Korea, Ltd.

HARMONICS AND SPURIOUS EMISSIONS

LOW CHANNEL HORIZONTAL

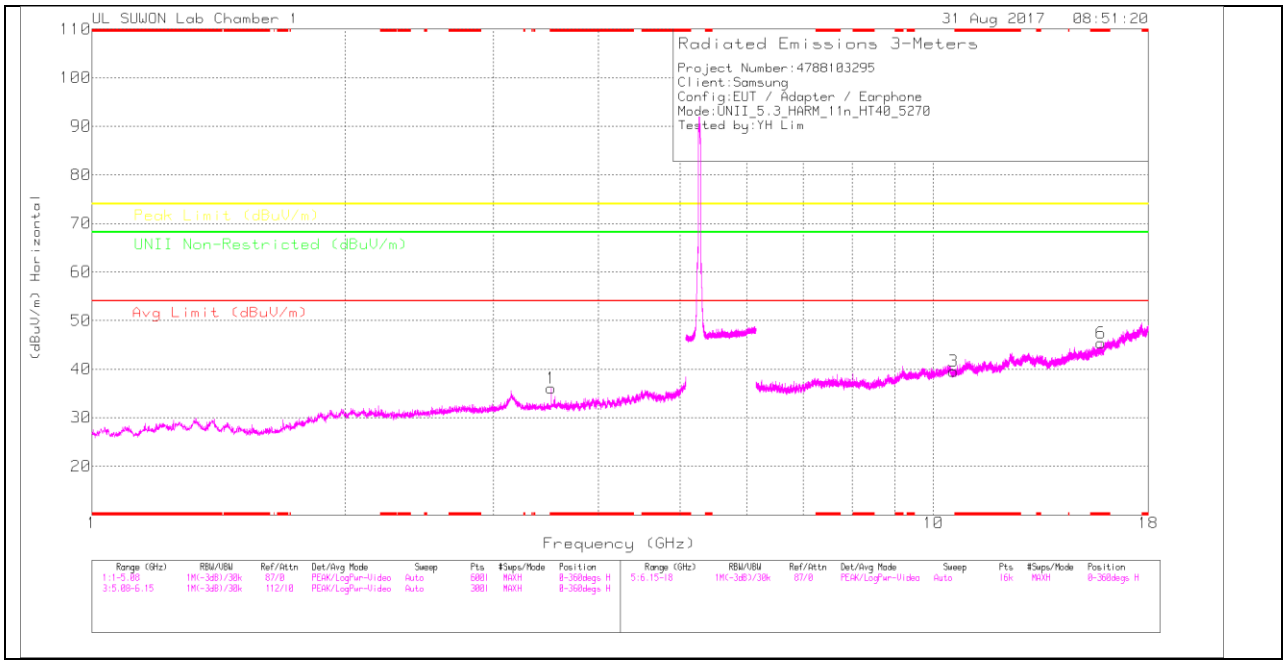

LOW CHANNEL VERTICAL

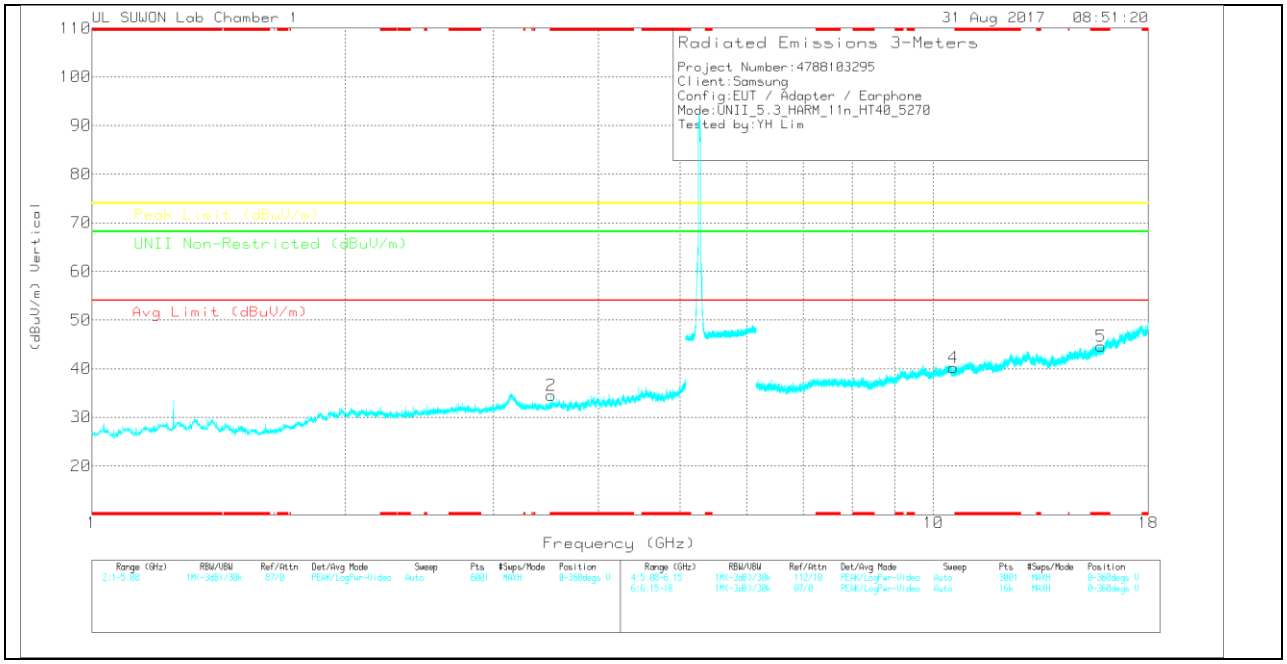

Note: Emission was scanned up to 40GHz; No emissions were detected above the noise floor which was at least 20dB below the specification limit.

UL Korea, Ltd. Confidential
This report shall not be reproduced except in full, without the written approval of UL Korea, Ltd.

LOW CHANNEL DATA

Trace Markers

Marker	Frequency (GHz)	Meter Reading (dBuV)	Det	20170531_3117_00168717	5GHz_LP(dB)_170809	DC Corr (dB)	Corrected Reading (dBuV/m)	Avg Limit (dBuV/m)	Margin (dB)	Peak Limit (dBuV/m)	Margin (dB)	UNII Non-Restricted (dBuV/m)	Margin (dB)	Azimuth (Degs)	Height (cm)	Polarity
1	* 3.513	36.85	PK	32.6	-33.4	0	36.05	-	-	74	-37.95	-	-	0-360	150	H
2	* 3.513	35.27	PK	32.6	-33.4	0	34.47	-	-	74	-39.53	-	-	0-360	250	V
3	10.556	25.12	PK	37.6	-23.2	0	39.52	-	-	-	-	68.2	-28.68	0-360	250	H
6	* 15.82	26.59	PK	40.1	-21.3	0	45.39	-	-	74	-28.61	-	-	0-360	150	H
4	10.556	25.77	PK	37.6	-23.2	0	40.17	-	-	-	-	68.2	-28.03	0-360	150	V
5	* 15.818	25.83	PK	40.1	-21.3	0	44.63	-	-	74	-29.37	-	-	0-360	250	V

* - indicates frequency in CFR15.205/IC7.2.2 Restricted Band

PK – Peak Detector

Radiated Emissions

Frequency (GHz)	Meter Reading (dBuV)	Det	20170531_3117_00168717	5GHz_LP(dB)_170809	DC Corr (dB)	Corrected Reading (dBuV/m)	Avg Limit (dBuV/m)	Margin (dB)	Peak Limit (dBuV/m)	Margin (dB)	UNII Non-Restricted (dBuV/m)	Margin (dB)	Azimuth (Degs)	Height (cm)	Polarity
* 3.514	46.14	PK-U	32.6	-33.4	0	45.34	-	-	74	-28.66	-	-	328	162	H
* 3.513	36.64	ADR	32.6	-33.4	.38	36.22	54	-17.78	-	-	-	-	328	162	H
* 3.513	45.04	PK-U	32.6	-33.4	0	44.24	-	-	74	-29.76	-	-	176	102	V
* 3.513	33.49	ADR	32.6	-33.4	.38	33.07	54	-20.93	-	-	-	-	176	102	V

* - indicates frequency in CFR15.205/IC7.2.2 Restricted Band

PK-U - U-NII: Maximum Peak

ADR - U-NII AD primary method, RMS average

UL Korea, Ltd. Confidential
This report shall not be reproduced except in full, without the written approval of UL Korea, Ltd.

HIGH CHANNEL HORIZONTAL

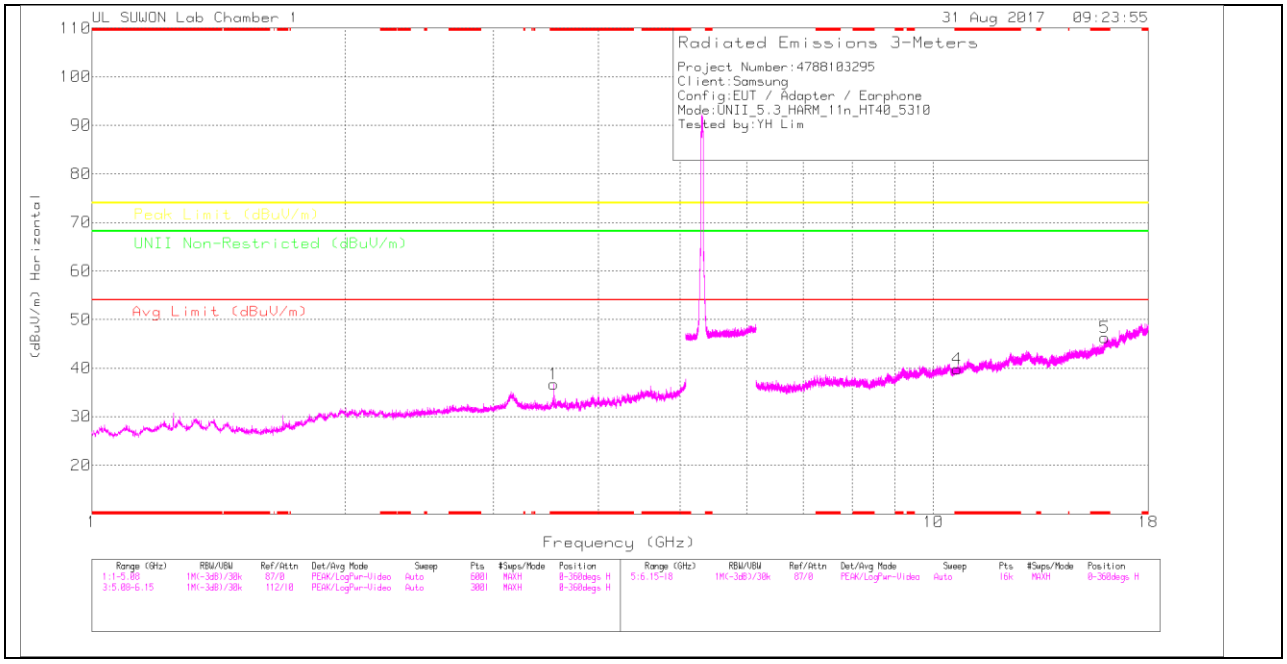

HIGH CHANNEL VERTICAL

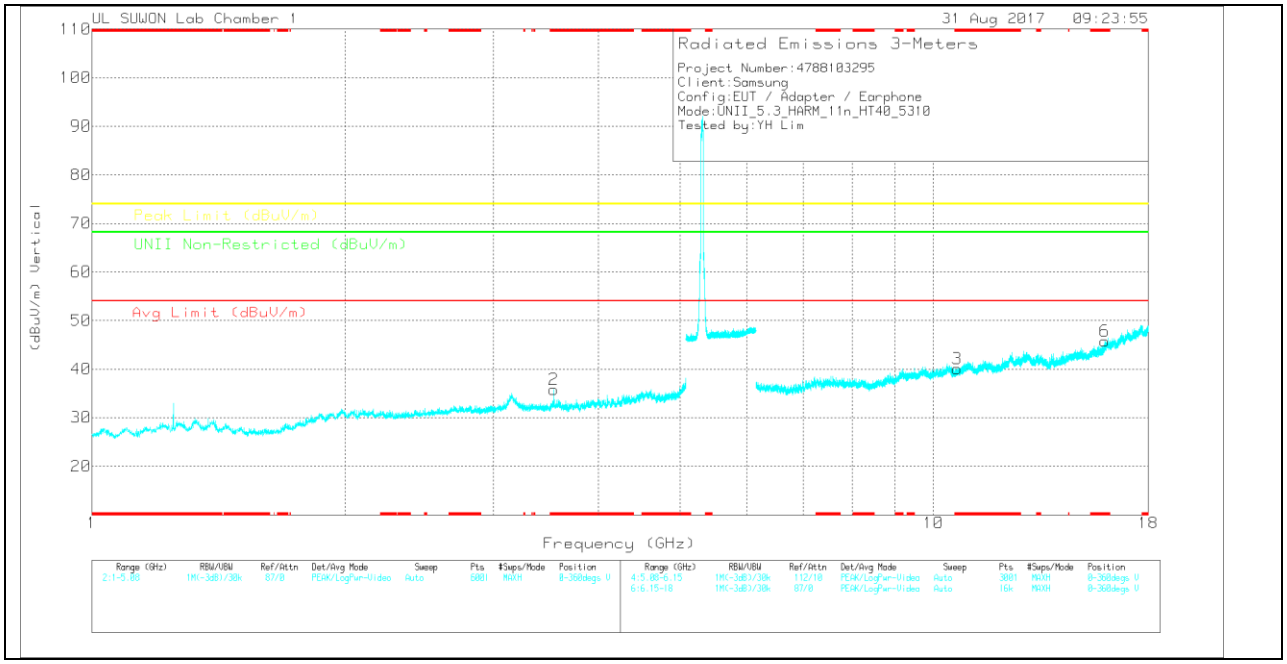

Note: Emission was scanned up to 40GHz; No emissions were detected above the noise floor which was at least 20dB below the specification limit.

UL Korea, Ltd. Confidential
This report shall not be reproduced except in full, without the written approval of UL Korea, Ltd.

HIGH CHANNEL DATA

Trace Markers

Marker	Frequency (GHz)	Meter Reading (dBuV)	Det	20170531_3117_00168717	5GHz_LP(dB)_170809	DC Corr (dB)	Corrected Reading (dBuV/m)	Avg Limit (dBuV/m)	Margin (dB)	Peak Limit (dBuV/m)	Margin (dB)	UNII Non-Restricted (dBuV/m)	Margin (dB)	Azimuth (Degs)	Height (cm)	Polarity
1	* 3.54	37.31	PK	32.7	-33.3	0	36.71	-	-	74	-37.29	-	-	0-360	250	H
2	* 3.54	36.39	PK	32.7	-33.3	0	35.79	-	-	74	-38.21	-	-	0-360	250	V
4	* 10.665	24.57	PK	37.7	-22.5	0	39.77	-	-	74	-34.23	-	-	0-360	150	H
5	* 15.979	26.64	PK	40.4	-20.8	0	46.24	-	-	74	-27.76	-	-	0-360	150	H
3	* 10.67	25	PK	37.7	-22.6	0	40.1	-	-	74	-33.9	-	-	0-360	250	V
6	* 15.988	26.06	PK	40.4	-20.7	0	45.76	-	-	74	-28.24	-	-	0-360	250	V

* - indicates frequency in CFR15.205/IC7.2.2 Restricted Band

PK – Peak Detector

Radiated Emissions

Frequency (GHz)	Meter Reading (dBuV)	Det	20170531_3117_00168717	5GHz_LP(dB)_170809	DC Corr (dB)	Corrected Reading (dBuV/m)	Avg Limit (dBuV/m)	Margin (dB)	Peak Limit (dBuV/m)	Margin (dB)	UNII Non-Restricted (dBuV/m)	Margin (dB)	Azimuth (Degs)	Height (cm)	Polarity
* 3.54	45.84	PK-U	32.7	-33.3	0	45.24	-	-	74	-28.76	-	-	330	128	H
* 3.54	37.96	ADR	32.7	-33.3	.38	37.74	54	-16.26	-	-	-	-	330	128	H
* 3.54	45.29	PK-U	32.7	-33.3	0	44.69	-	-	74	-29.31	-	-	134	293	V
* 3.54	35.67	ADR	32.7	-33.3	.38	35.45	54	-18.55	-	-	-	-	134	293	V

* - indicates frequency in CFR15.205/IC7.2.2 Restricted Band

PK-U - U-NII: Maximum Peak

ADR - U-NII AD primary method, RMS average

UL Korea, Ltd. Confidential
This report shall not be reproduced except in full, without the written approval of UL Korea, Ltd.

10.3. 5.5-5.6 GHz

10.3.1. TX ABOVE 1 GHz 802.11a MODE IN THE 5.5 GHz BAND

RESTRICTED BANDEDGE (LOW CHANNEL)

HORIZONTAL PEAK AND AVERAGE PLOT

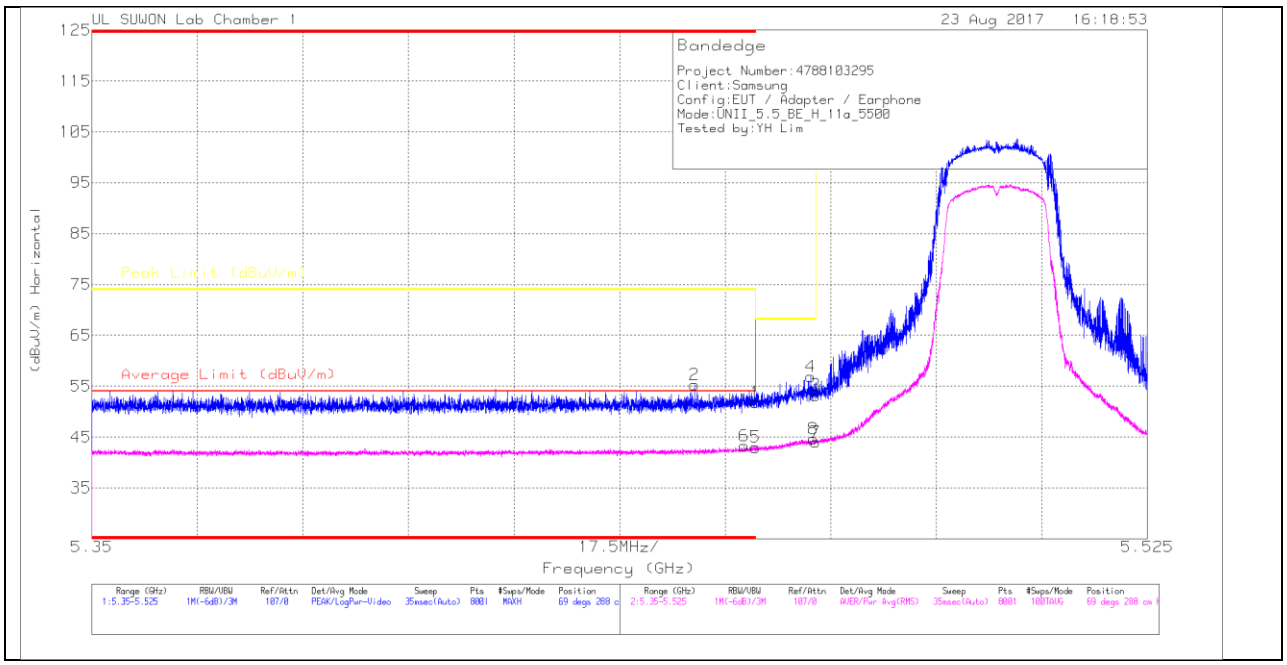

HORIZONTAL DATA

Trace Markers

Marker	Frequency (GHz)	Meter Reading (dBuV)	Det	20170531_3117_001687 17	10dB_ATT(dB)_170809	DC Corr (dB)	Corrected Reading (dBuV/m)	Average Limit (dBuV/m)	Margin (dB)	Peak Limit (dBuV/m)	PK Margin (dB)	Azimuth (Degs)	Height (cm)	Polarity
1	* 5.46	39.06	Pk	34.3	-21.5	0	51.86	-	-	74	-22.14	69	288	H
2	* 5.45	42.42	Pk	34.3	-21.5	0	55.22	-	-	74	-18.78	69	288	H
3	5.47	40.43	Pk	34.3	-21.5	0	53.23	-	-	68.2	-14.97	69	288	H
4	5.469	44.21	Pk	34.3	-21.6	0	56.91	-	-	68.2	-11.29	69	288	H
5	* 5.46	29.99	RMS	34.3	-21.5	.18	42.97	54	-11.03	-	-	69	288	H
6	* 5.458	30.39	RMS	34.3	-21.6	.18	43.27	54	-10.73	-	-	69	288	H

* - indicates frequency in CFR15.205/IC7.2.2 Restricted Band

Pk - Peak detector

RMS - RMS detection

UL Korea, Ltd. Confidential
This report shall not be reproduced except in full, without the written approval of UL Korea, Ltd.

VERTICAL PEAK AND AVERAGE PLOT

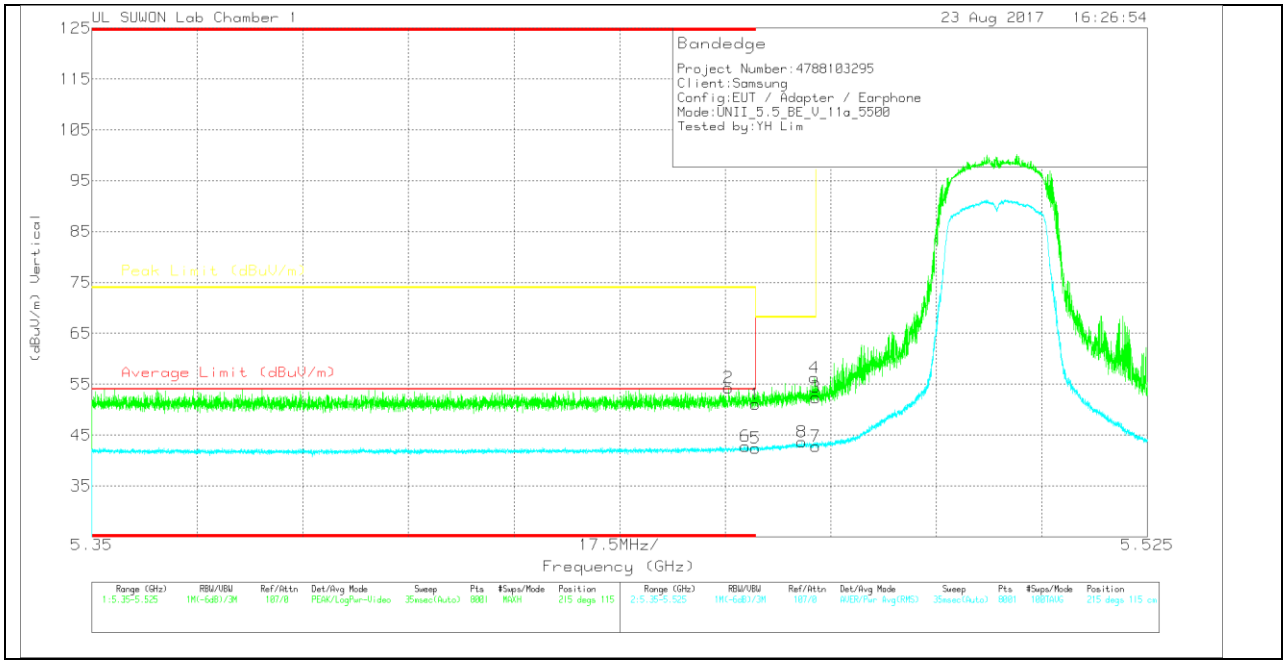

VERTICAL DATA

Trace Markers

Marker	Frequency (GHz)	Meter Reading (dBuV)	Det	20170531_3117_00168717	10dB_ATT(dB)_170809	DC Corr (dB)	Corrected Reading (dBuV/m)	Average Limit (dBuV/m)	Margin (dB)	Peak Limit (dBuV/m)	PK Margin (dB)	Azimuth (Degs)	Height (cm)	Polarity
1	* 5.46	38.31	Pk	34.3	-21.5	0	51.11	-	-	74	-22.89	215	115	V
2	* 5.456	41.62	Pk	34.3	-21.6	0	54.32	-	-	74	-19.68	215	115	V
3	5.47	39.57	Pk	34.3	-21.5	0	52.37	-	-	68.2	-15.83	215	115	V
4	5.47	43.43	Pk	34.3	-21.5	0	56.23	-	-	68.2	-11.97	215	115	V
5	* 5.46	29.45	RMS	34.3	-21.5	.18	42.43	54	-11.57	-	-	215	115	V
6	* 5.458	29.88	RMS	34.3	-21.6	.18	42.76	54	-11.24	-	-	215	115	V

* - indicates frequency in CFR15.205/IC7.2.2 Restricted Band

Pk - Peak detector

RMS - RMS detection

UL Korea, Ltd. Confidential
This report shall not be reproduced except in full, without the written approval of UL Korea, Ltd.

AUTHORIZED BANDEDGE (HIGH CHANNEL)

HORIZONTAL PEAK AND AVERAGE PLOT

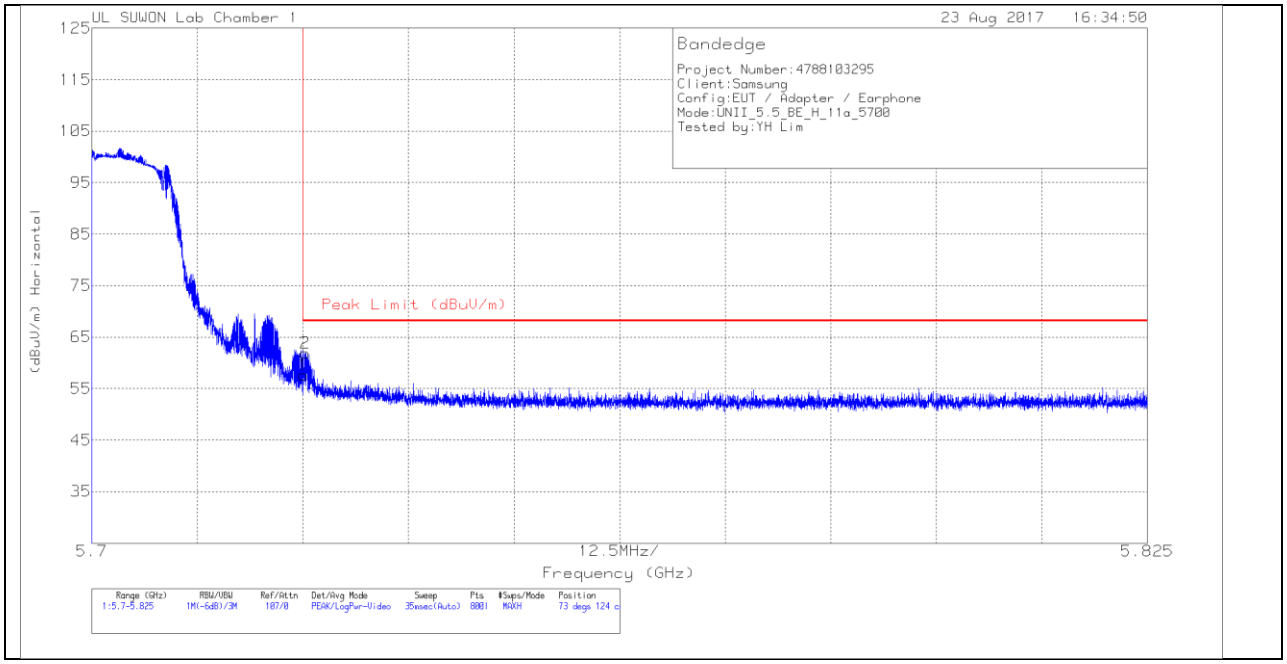

HORIZONTAL DATA

Trace Markers

Marker	Frequency (GHz)	Meter Reading (dBuV)	Det	20170531_3117_00168717	10dB_ATT(dB)_170809	DC Corr (dB)	Corrected Reading (dBuV/m)	Peak Limit (dBuV/m)	PK Margin (dB)	Azimuth (Degs)	Height (cm)	Polarity
1	5.725	44.45	Pk	34.4	-21.2	0	57.65	68.2	-10.55	73	124	H
2	5.725	48.73	Pk	34.4	-21.2	0	61.93	68.2	-6.27	73	124	H

Pk - Peak detector

UL Korea, Ltd. Confidential
This report shall not be reproduced except in full, without the written approval of UL Korea, Ltd.

VERTICAL PEAK AND AVERAGE PLOT

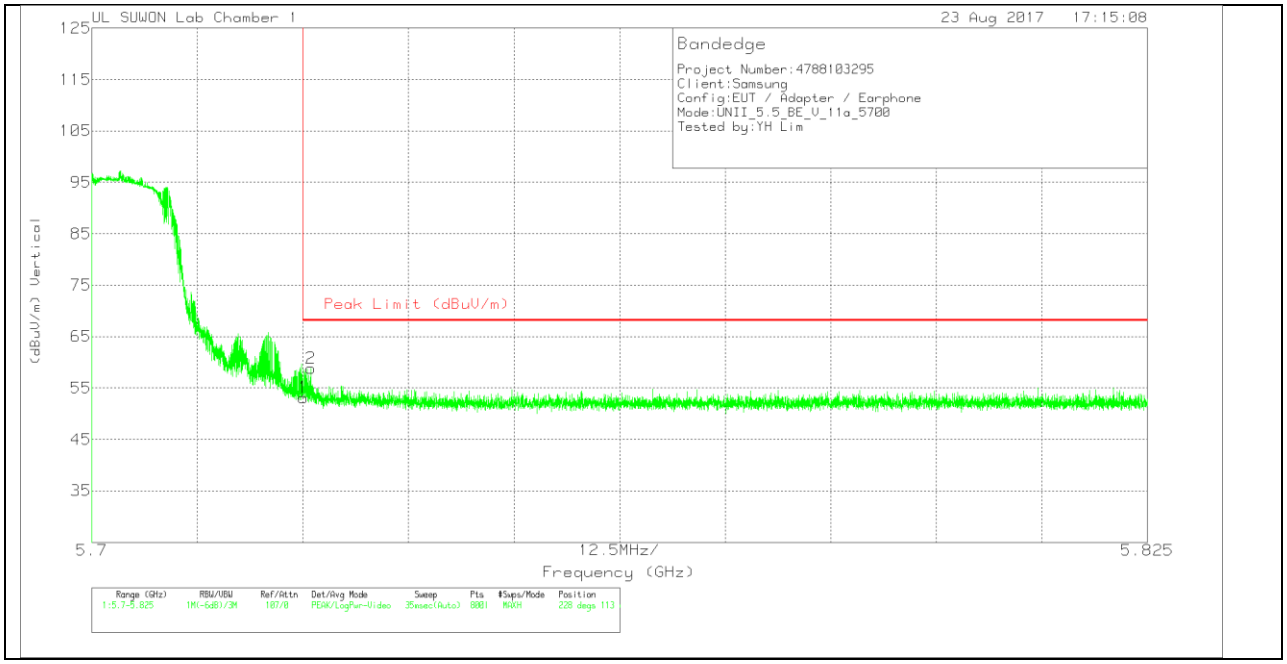

VERTICAL DATA

Trace Markers

Marker	Frequency (GHz)	Meter Reading (dBuV)	Det	20170531_3117_00168717	10dB_ATT(dB)_170809	DC Corr (dB)	Corrected Reading (dBuV/m)	Peak Limit (dBuV/m)	PK Margin (dB)	Azimuth (Degs)	Height (cm)	Polarity
1	5.725	39.95	Pk	34.4	-21.2	0	53.15	68.2	-15.05	228	113	V
2	5.726	45.67	Pk	34.4	-21.2	0	58.87	68.2	-9.33	228	113	V

Pk - Peak detector

UL Korea, Ltd. Suwon Laboratory FORM ID: FCC_15E
218 Maeyeong-ro, Yeongtong-gu, Suwon-si, Gyeonggi-do, 16675 Korea TEL: (031) 337-9902,FAX: (031) 213-5433
UL Korea, Ltd. Confidential
This report shall not be reproduced except in full, without the written approval of UL Korea, Ltd.

HARMONICS AND SPURIOUS EMISSIONS

LOW CHANNEL HORIZONTAL

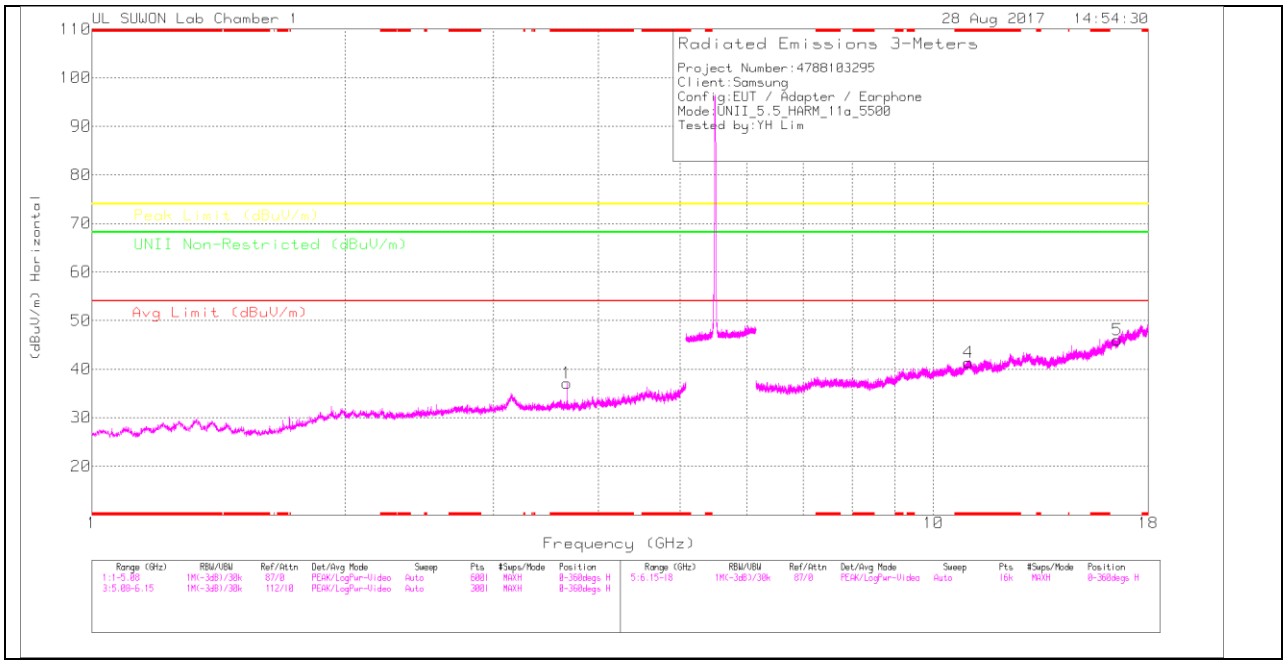

LOW CHANNEL VERTICAL

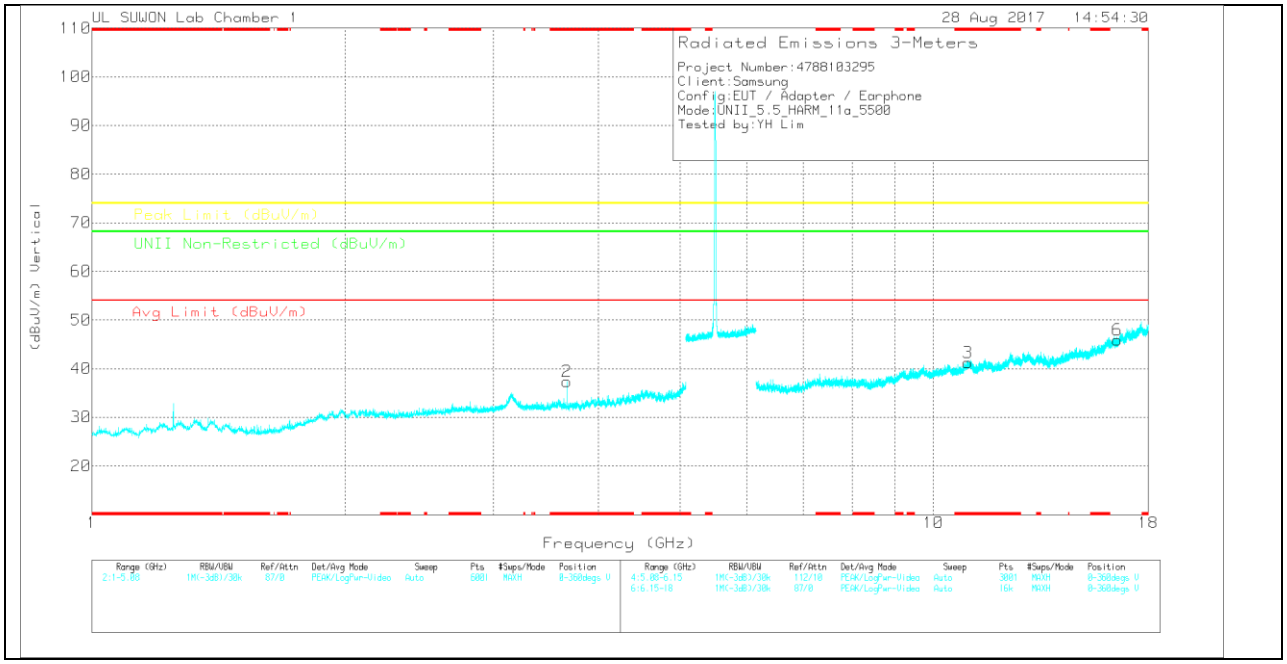

Note: Emission was scanned up to 40GHz; No emissions were detected above the noise floor which was at least 20dB below the specification limit.

UL Korea, Ltd. Confidential
This report shall not be reproduced except in full, without the written approval of UL Korea, Ltd.

LOW CHANNEL DATA

Trace Markers

Marker	Frequency (GHz)	Meter Reading (dBuV)	Det	20170531_3117_00168717	5GHz_LP(dB)_170809	DC Corr (dB)	Corrected Reading (dBuV/m)	Avg Limit (dBuV/m)	Margin (dB)	Peak Limit (dBuV/m)	Margin (dB)	UNII Non-Restricted (dBuV/m)	Margin (dB)	Azimuth (Degs)	Height (cm)	Polarity
1	* 3.667	36.59	PK	32.7	-32.2	0	37.09	-	-	74	-36.91	-	-	0-360	150	H
2	* 3.667	36.85	PK	32.7	-32.2	0	37.35	-	-	74	-36.65	-	-	0-360	250	V
4	* 11.004	25.33	PK	38	-22	0	41.33	-	-	74	-32.67	-	-	0-360	250	H
5	16.534	25.19	PK	40.7	-19.9	0	45.99	-	-	-	-	68.2	-22.21	0-360	250	H
3	* 10.994	25.27	PK	38	-22	0	41.27	-	-	74	-32.73	-	-	0-360	250	V
6	16.54	24.95	PK	40.7	-19.8	0	45.85	-	-	-	-	68.2	-22.35	0-360	150	V

* - indicates frequency in CFR15.205/IC7.2.2 Restricted Band

PK – Peak Detector

Radiated Emissions

Frequency (GHz)	Meter Reading (dBuV)	Det	20170531_3117_00168717	5GHz_LP(dB)_170809	DC Corr (dB)	Corrected Reading (dBuV/m)	Avg Limit (dBuV/m)	Margin (dB)	Peak Limit (dBuV/m)	Margin (dB)	UNII Non-Restricted (dBuV/m)	Margin (dB)	Azimuth (Degs)	Height (cm)	Polarity
* 3.667	46.19	PK-U	32.7	-32.2	0	46.69	-	-	74	-27.31	-	-	333	384	H
* 3.667	38.71	ADR	32.7	-32.2	.18	39.39	54	-14.61	-	-	-	-	333	384	H
* 3.667	46.74	PK-U	32.7	-32.2	0	47.24	-	-	74	-26.76	-	-	96	398	V
* 3.667	40.19	ADR	32.7	-32.2	.18	40.87	54	-13.13	-	-	-	-	96	398	V

* - indicates frequency in CFR15.205/IC7.2.2 Restricted Band

PK-U - U-NII: Maximum Peak

ADR - U-NII AD primary method, RMS average

UL Korea, Ltd. Confidential
This report shall not be reproduced except in full, without the written approval of UL Korea, Ltd.

MID CHANNEL HORIZONTAL

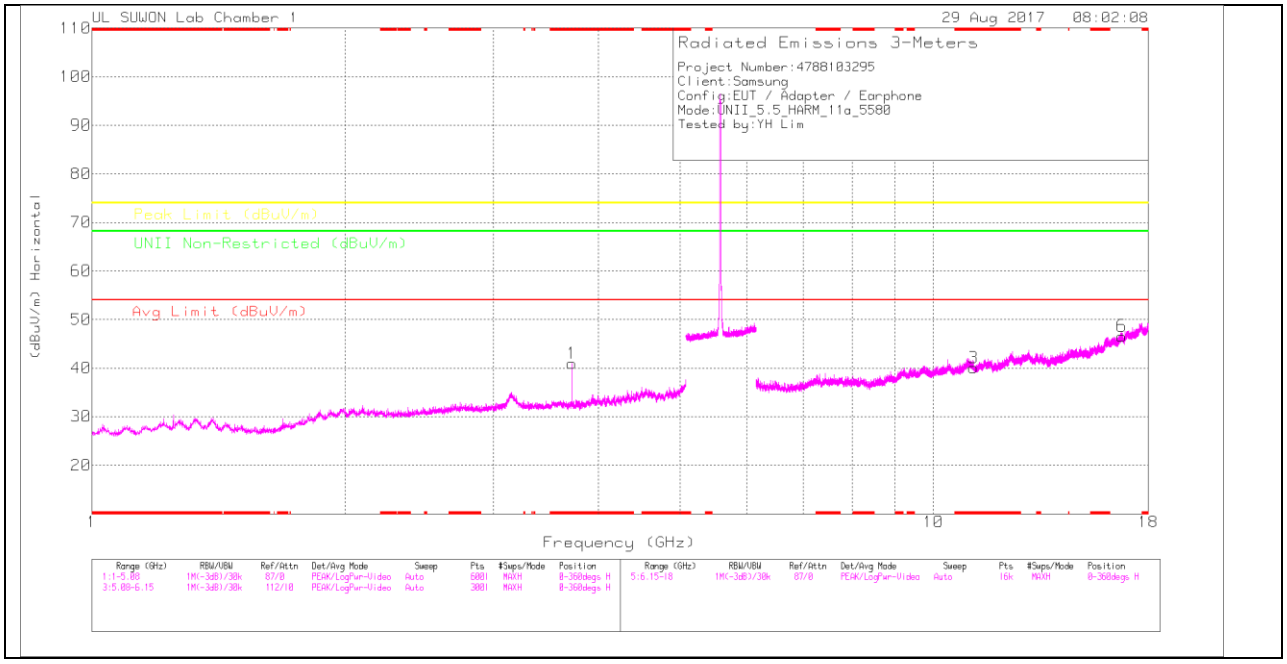

MID CHANNEL VERTICAL

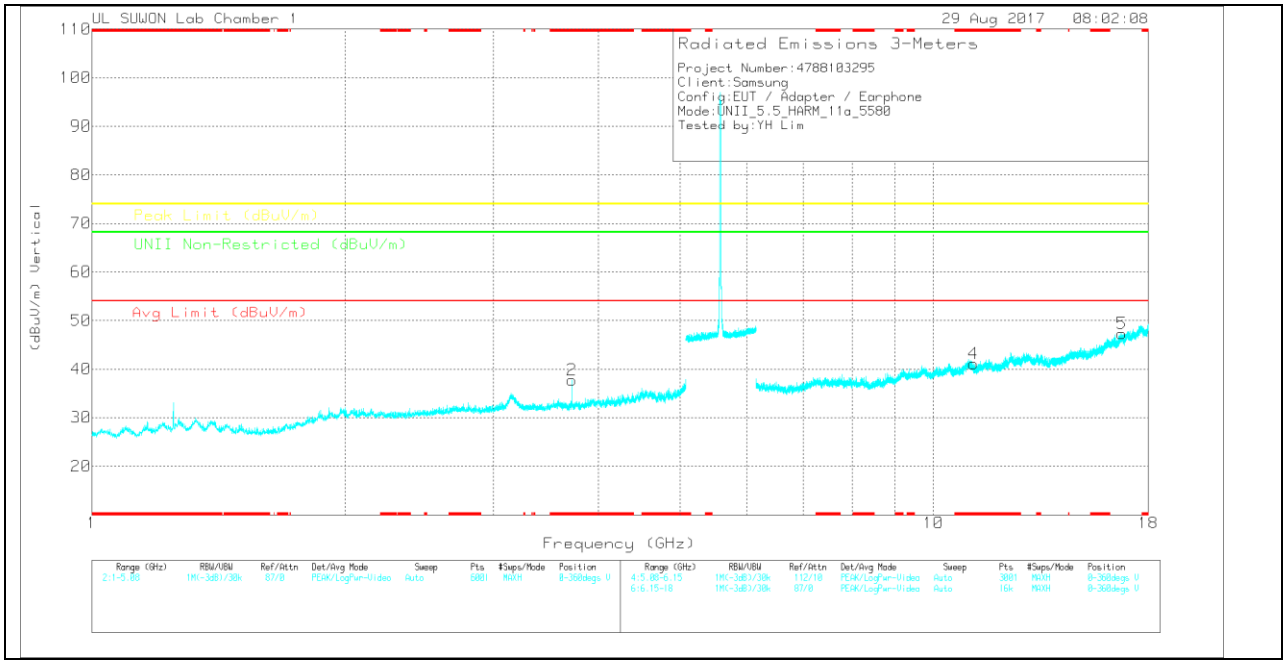

Note: Emission was scanned up to 40GHz; No emissions were detected above the noise floor which was at least 20dB below the specification limit.

UL Korea, Ltd. Confidential
This report shall not be reproduced except in full, without the written approval of UL Korea, Ltd.

MID CHANNEL DATA

Trace Markers

Marker	Frequency (GHz)	Meter Reading (dBuV)	Det	20170531_3117_00168717	5GHz_LP(dB)_170809	DC Corr (dB)	Corrected Reading (dBuV/m)	Avg Limit (dBuV/m)	Margin (dB)	Peak Limit (dBuV/m)	Margin (dB)	UNII Non-Restricted (dBuV/m)	Margin (dB)	Azimuth (Degs)	Height (cm)	Polarity
1	* 3.72	40.87	PK	32.7	-32.6	0	40.97	-	-	74	-33.03	-	-	0-360	150	H
2	* 3.72	37.62	PK	32.7	-32.6	0	37.72	-	-	74	-36.28	-	-	0-360	250	V
3	* 11.163	24.92	PK	37.9	-22.7	0	40.12	-	-	74	-33.88	-	-	0-360	150	H
6	16.731	23.8	PK	40.9	-18.1	0	46.6	-	-	-	-	68.2	-21.6	0-360	150	H
4	* 11.164	25.91	PK	37.9	-22.7	0	41.11	-	-	74	-32.89	-	-	0-360	250	V
5	16.738	24.53	PK	40.9	-18.1	0	47.33	-	-	-	-	68.2	-20.87	0-360	150	V

* - indicates frequency in CFR15.205/IC7.2.2 Restricted Band

PK – Peak Detector

Radiated Emissions

Frequency (GHz)	Meter Reading (dBuV)	Det	20170531_3117_00168717	5GHz_LP(dB)_170809	DC Corr (dB)	Corrected Reading (dBuV/m)	Avg Limit (dBuV/m)	Margin (dB)	Peak Limit (dBuV/m)	Margin (dB)	UNII Non-Restricted (dBuV/m)	Margin (dB)	Azimuth (Degs)	Height (cm)	Polarity
* 3.72	47.61	PK-U	32.7	-32.6	0	47.71	-	-	74	-26.29	-	-	339	192	H
* 3.72	41.72	ADR	32.7	-32.6	.18	42	54	-12	-	-	-	-	339	192	H
* 3.72	45.29	PK-U	32.7	-32.6	0	45.39	-	-	74	-28.61	-	-	210	213	V
* 3.72	36.64	ADR	32.7	-32.6	.18	36.92	54	-17.08	-	-	-	-	210	213	V

* - indicates frequency in CFR15.205/IC7.2.2 Restricted Band

PK-U - U-NII: Maximum Peak

ADR - U-NII AD primary method, RMS average

UL Korea, Ltd. Confidential
This report shall not be reproduced except in full, without the written approval of UL Korea, Ltd.

HIGH CHANNEL HORIZONTAL

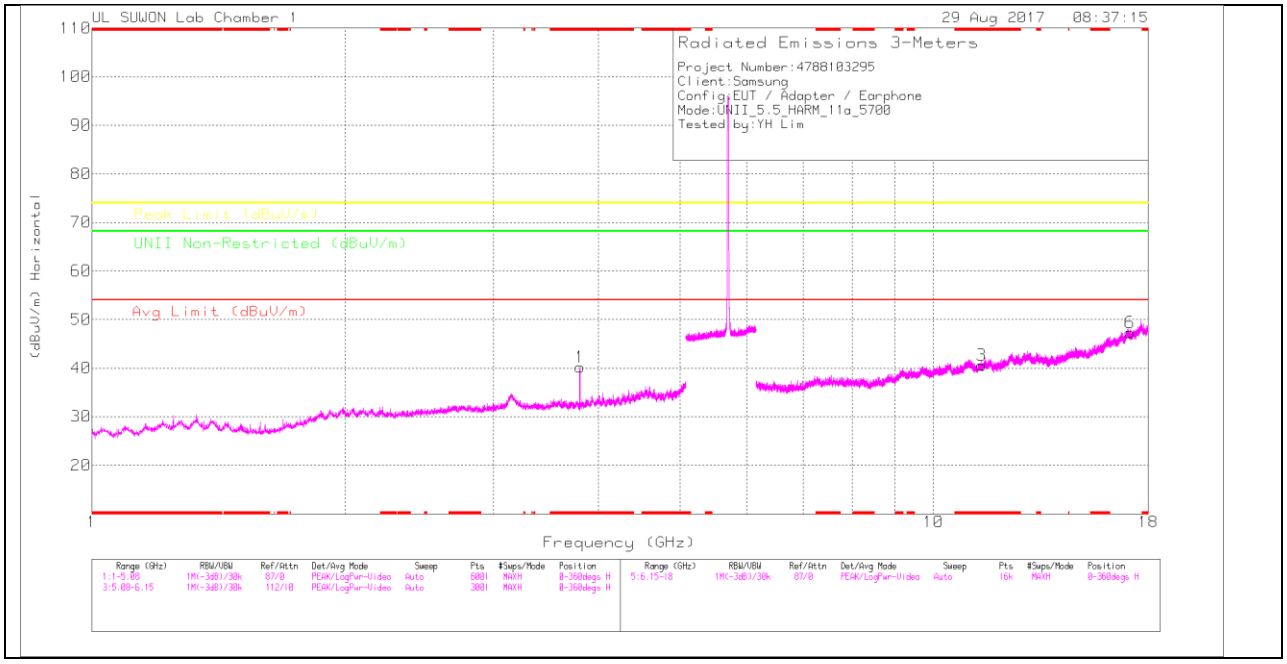

HIGH CHANNEL VERTICAL

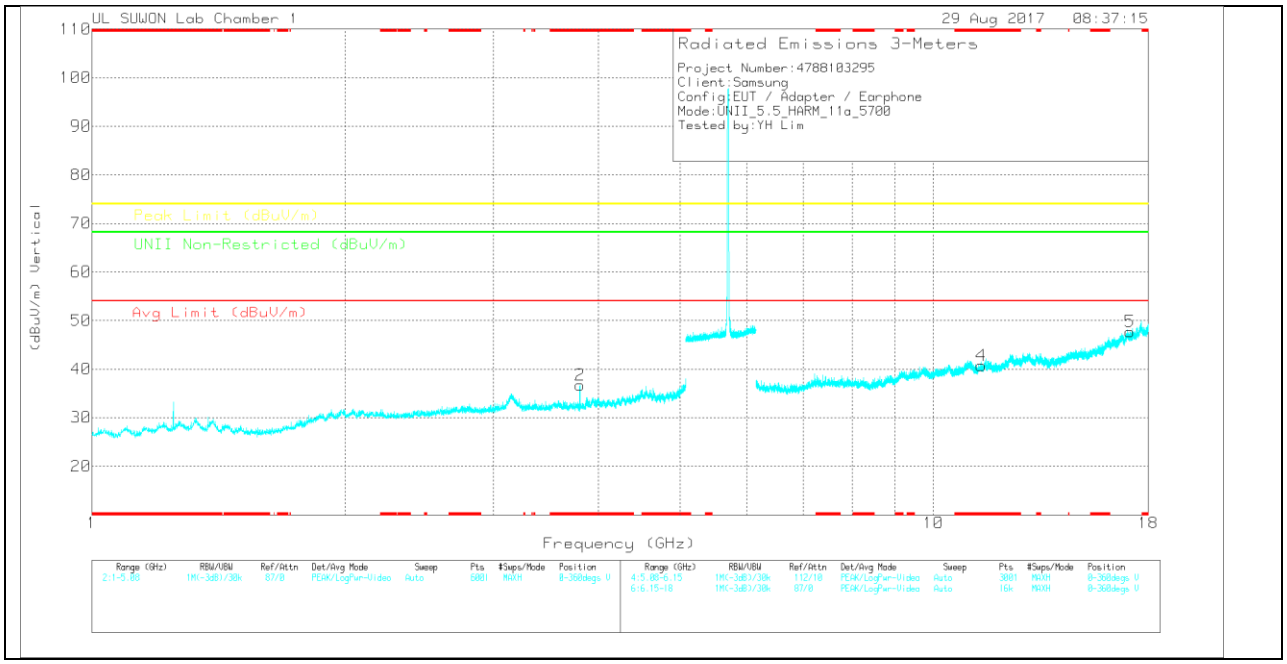

Note: Emission was scanned up to 40GHz; No emissions were detected above the noise floor which was at least 20dB below the specification limit.

UL Korea, Ltd. Confidential
This report shall not be reproduced except in full, without the written approval of UL Korea, Ltd.

HIGH CHANNEL DATA

Trace Markers

Marker	Frequency (GHz)	Meter Reading (dBuV)	Det	20170531_3117_00168717	5GHz_LP(dB)_170809	DC Corr (dB)	Corrected Reading (dBuV/m)	Avg Limit (dBuV/m)	Margin (dB)	Peak Limit (dBuV/m)	Margin (dB)	UNII Non-Restricted (dBuV/m)	Margin (dB)	Azimuth (Degs)	Height (cm)	Polarity
1	* 3.8	40.19	PK	33	-33	0	40.19	-	-	74	-33.81	-	-	0-360	150	H
2	* 3.8	36.7	PK	33	-33	0	36.7	-	-	74	-37.3	-	-	0-360	250	V
3	* 11.409	25.33	PK	38.1	-22.8	0	40.63	-	-	74	-33.37	-	-	0-360	150	H
6	17.127	24.26	PK	41.4	-18.3	0	47.36	-	-	-	-	68.2	-20.84	0-360	150	H
4	* 11.4	25.31	PK	38.1	-22.7	0	40.71	-	-	74	-33.29	-	-	0-360	150	V
5	17.108	24.45	PK	41.3	-18.1	0	47.65	-	-	-	-	68.2	-20.55	0-360	150	V

* - indicates frequency in CFR15.205/IC7.2.2 Restricted Band

PK – Peak Detector

Radiated Emissions

Frequency (GHz)	Meter Reading (dBuV)	Det	20170531_3117_00168717	5GHz_LP(dB)_170809	DC Corr (dB)	Corrected Reading (dBuV/m)	Avg Limit (dBuV/m)	Margin (dB)	Peak Limit (dBuV/m)	Margin (dB)	UNII Non-Restricted (dBuV/m)	Margin (dB)	Azimuth (Degs)	Height (cm)	Polarity
* 3.8	47.03	PK-U	33	-33	0	47.03	-	-	74	-26.97	-	-	343	219	H
* 3.8	40.4	ADR	33	-33	.18	40.58	54	-13.42	-	-	-	-	343	219	H
* 3.8	46.02	PK-U	33	-33	0	46.02	-	-	74	-27.98	-	-	223	130	V
* 3.8	36.36	ADR	33	-33	.18	36.54	54	-17.46	-	-	-	-	223	130	V

* - indicates frequency in CFR15.205/IC7.2.2 Restricted Band

PK-U - U-NII: Maximum Peak

ADR - U-NII AD primary method, RMS average

UL Korea, Ltd. Confidential
This report shall not be reproduced except in full, without the written approval of UL Korea, Ltd.

STRADDLE CHANNEL HORIZONTAL

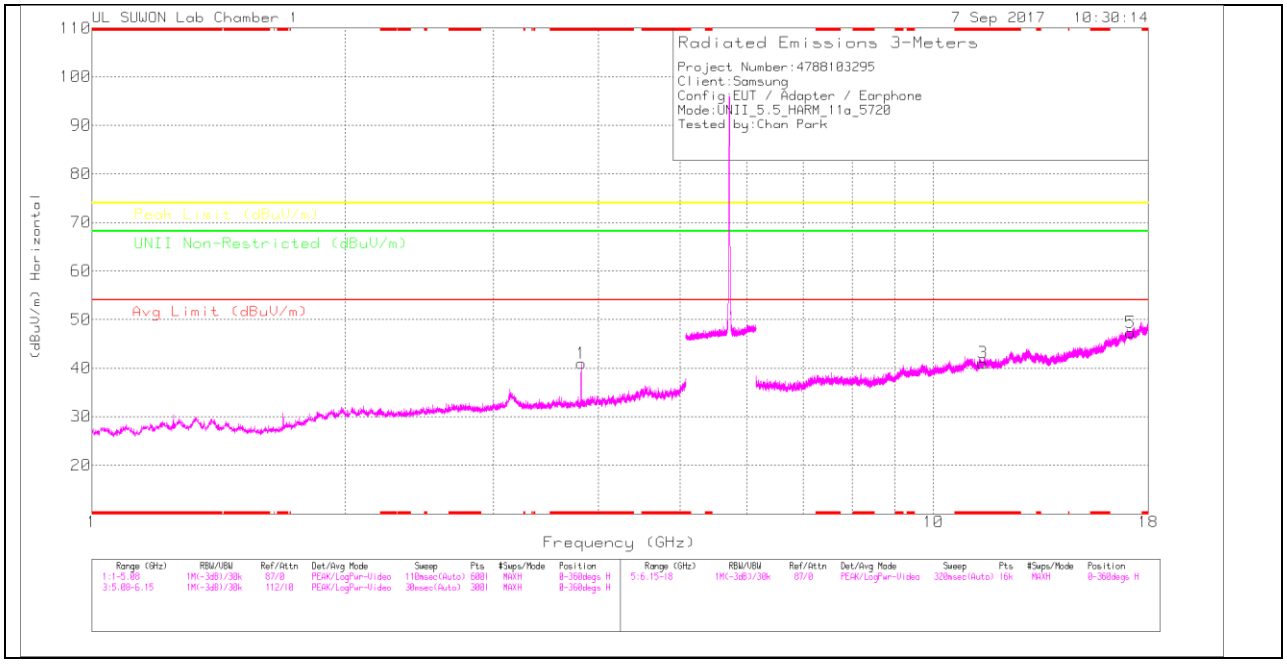

STRADDLE CHANNEL VERTICAL

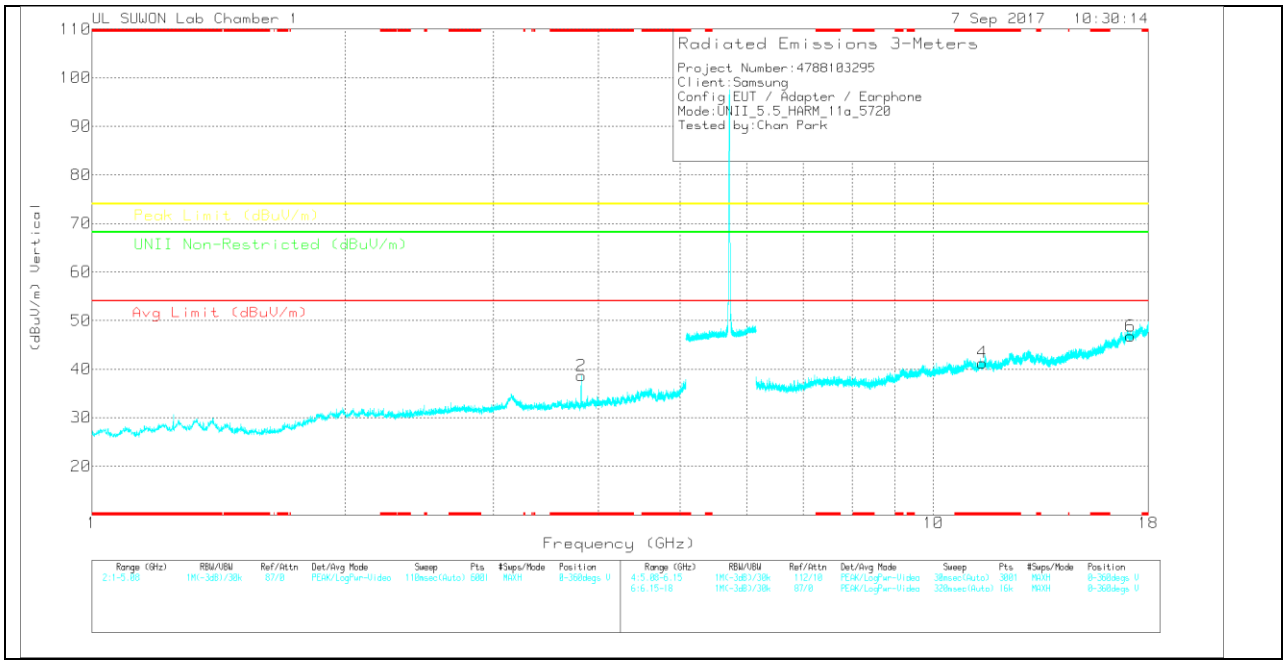

Note: Emission was scanned up to 40GHz; No emissions were detected above the noise floor which was at least 20dB below the specification limit.

UL Korea, Ltd. Confidential
This report shall not be reproduced except in full, without the written approval of UL Korea, Ltd.

STRADDLE CHANNEL DATA

Trace Markers

Marker	Frequency (GHz)	Meter Reading (dBuV)	Det	20170531_3117_00168717	5GHz_LP(dB)_170809	DC Corr (dB)	Corrected Reading (dBuV/m)	Avg Limit (dBuV/m)	Margin (dB)	Peak Limit (dBuV/m)	Margin (dB)	UNII Non-Restricted (dBuV/m)	Margin (dB)	Azimuth (Degs)	Height (cm)	Polarity
1	* 3.813	40.98	PK	33	-33	0	40.98	-	-	74	-33.02	-	-	0-360	150	H
2	* 3.814	38.69	PK	33	-33	0	38.69	-	-	74	-35.31	-	-	0-360	250	V
3	* 11.442	25.74	PK	38.1	-22.8	0	41.04	-	-	74	-32.96	-	-	0-360	150	H
5	17.158	24.25	PK	41.4	-18.3	0	47.35	-	-	-	-	68.2	-20.85	0-360	150	H
4	* 11.437	25.9	PK	38.1	-22.7	0	41.3	-	-	74	-32.7	-	-	0-360	250	V
6	17.159	23.75	PK	41.4	-18.3	0	46.85	-	-	-	-	68.2	-21.35	0-360	150	V

* - indicates frequency in CFR15.205/IC7.2.2 Restricted Band

PK – Peak detector

Radiated Emissions

Frequency (GHz)	Meter Reading (dBuV)	Det	20170531_3117_00168717	5GHz_LP(dB)_170809	DC Corr (dB)	Corrected Reading (dBuV/m)	Avg Limit (dBuV/m)	Margin (dB)	Peak Limit (dBuV/m)	Margin (dB)	UNII Non-Restricted (dBuV/m)	Margin (dB)	Azimuth (Degs)	Height (cm)	Polarity
* 3.814	45.66	PK-U	33	-33	0	45.66	-	-	74	-28.34	-	-	354	389	H
* 3.813	36.59	ADR	33	-33	.18	36.77	54	-17.23	-	-	-	-	354	389	H
* 3.813	45.19	PK-U	33	-33	0	45.19	-	-	74	-28.81	-	-	94	333	V
* 3.813	36.11	ADR	33	-33	.18	36.29	54	-17.71	-	-	-	-	94	333	V

* - indicates frequency in CFR15.205/IC7.2.2 Restricted Band

PK-U - U-NII: Maximum Peak

ADR - U-NII AD primary method, RMS average

UL Korea, Ltd. Confidential
This report shall not be reproduced except in full, without the written approval of UL Korea, Ltd.

10.3.2. TX ABOVE 1GHz 802.11n HT20 MODE IN THE 5.5GHz BAND RESTRICTED BANDEDGE (LOW CHANNEL)

HORIZONTAL PEAK AND AVERAGE PLOT

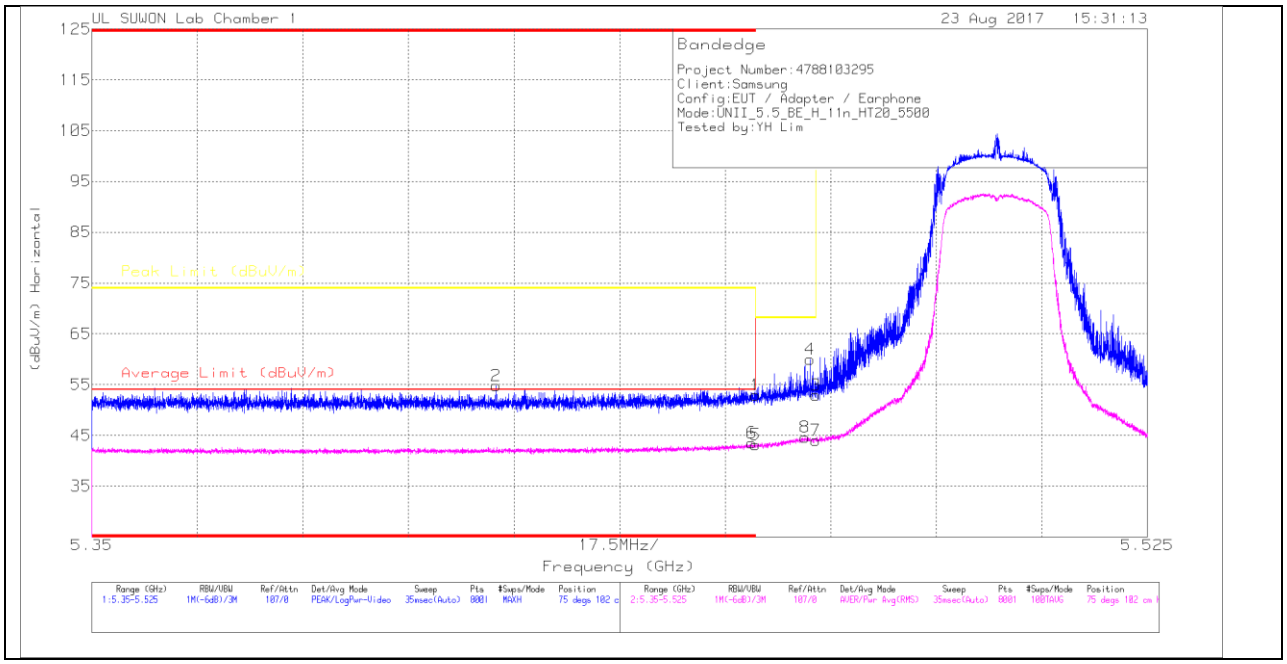

HORIZONTAL DATA

Trace Markers

Marker	Frequency (GHz)	Meter Reading (dBuV)	Det	20170531_3117_00168717	10dB_ATT(dB)_170809	DC Corr (dB)	Corrected Reading (dBuV/m)	Average Limit (dBuV/m)	Margin (dB)	Peak Limit (dBuV/m)	PK Margin (dB)	Azimuth (Degs)	Height (cm)	Polarity
1	* 5.46	40.13	Pk	34.3	-21.5	0	52.93	-	-	74	-21.07	75	102	H
2	* 5.417	42.28	Pk	34.2	-21.7	0	54.78	-	-	74	-19.22	75	102	H
3	5.47	40.16	Pk	34.3	-21.5	0	52.96	-	-	68.2	-15.24	75	102	H
4	5.469	47.22	Pk	34.3	-21.6	0	59.92	-	-	68.2	-8.28	75	102	H
5	* 5.46	30.2	RMS	34.3	-21.5	.16	43.16	54	-10.84	-	-	75	102	H
6	* 5.459	30.56	RMS	34.3	-21.5	.16	43.52	54	-10.48	-	-	75	102	H

* - indicates frequency in CFR15.205/IC7.2.2 Restricted Band

Pk - Peak detector

RMS - RMS detection

UL Korea, Ltd. Confidential
This report shall not be reproduced except in full, without the written approval of UL Korea, Ltd.

VERTICAL PEAK AND AVERAGE PLOT

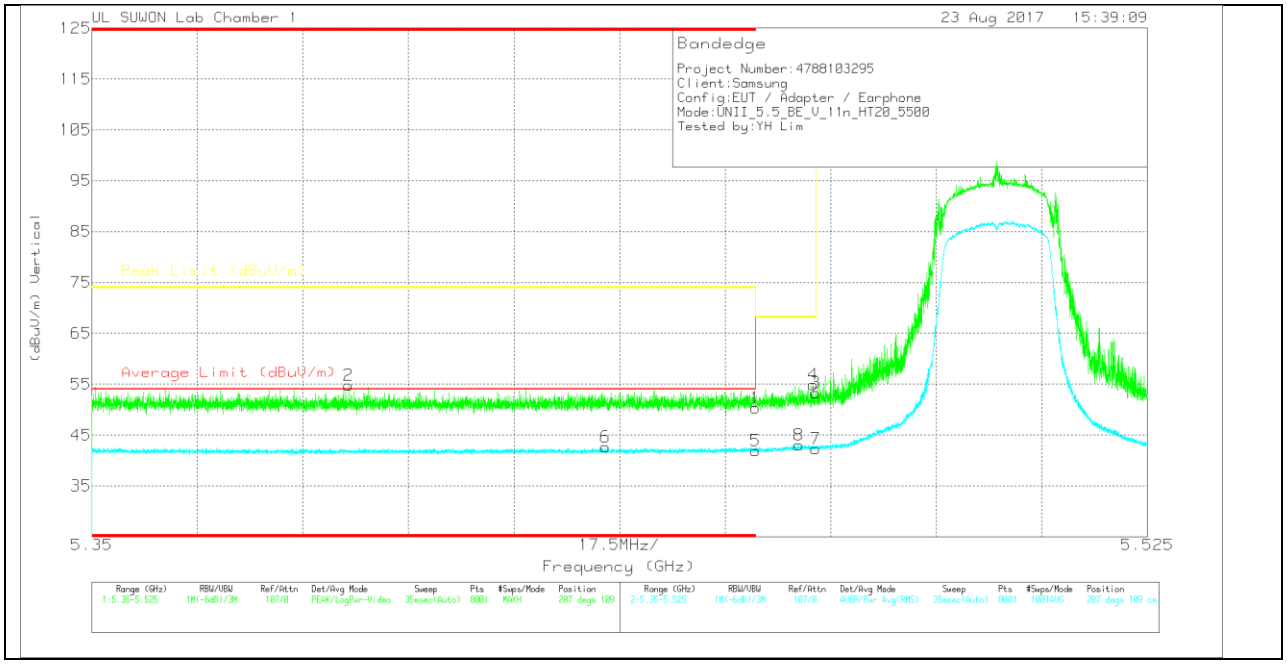

VERTICAL DATA

Trace Markers

Marker	Frequency (GHz)	Meter Reading (dBuV)	Det	20170531_3117_00168717	10dB_ATT(dB)_170809	DC Corr (dB)	Corrected Reading (dBuV/m)	Average Limit (dBuV/m)	Margin (dB)	Peak Limit (dBuV/m)	PK Margin (dB)	Azimuth (Degs)	Height (cm)	Polarity
1	* 5.46	37.51	Pk	34.3	-21.5	0	50.31	-	-	74	-23.69	207	109	V
2	* 5.393	42.23	Pk	34.2	-21.7	0	54.73	-	-	74	-19.27	207	109	V
3	5.47	40.53	Pk	34.3	-21.5	0	53.33	-	-	68.2	-14.87	207	109	V
4	5.47	42.05	Pk	34.3	-21.5	0	54.85	-	-	68.2	-13.35	207	109	V
5	* 5.46	28.95	RMS	34.3	-21.5	.16	41.91	54	-12.09	-	-	207	109	V
6	* 5.435	29.77	RMS	34.3	-21.6	.16	42.63	54	-11.37	-	-	207	109	V

* - indicates frequency in CFR15.205/IC7.2.2 Restricted Band

Pk - Peak detector

RMS - RMS detection

UL Korea, Ltd. Confidential
This report shall not be reproduced except in full, without the written approval of UL Korea, Ltd.

AUTHORIZED BANDEDGE (HIGH CHANNEL)

HORIZONTAL PEAK AND AVERAGE PLOT

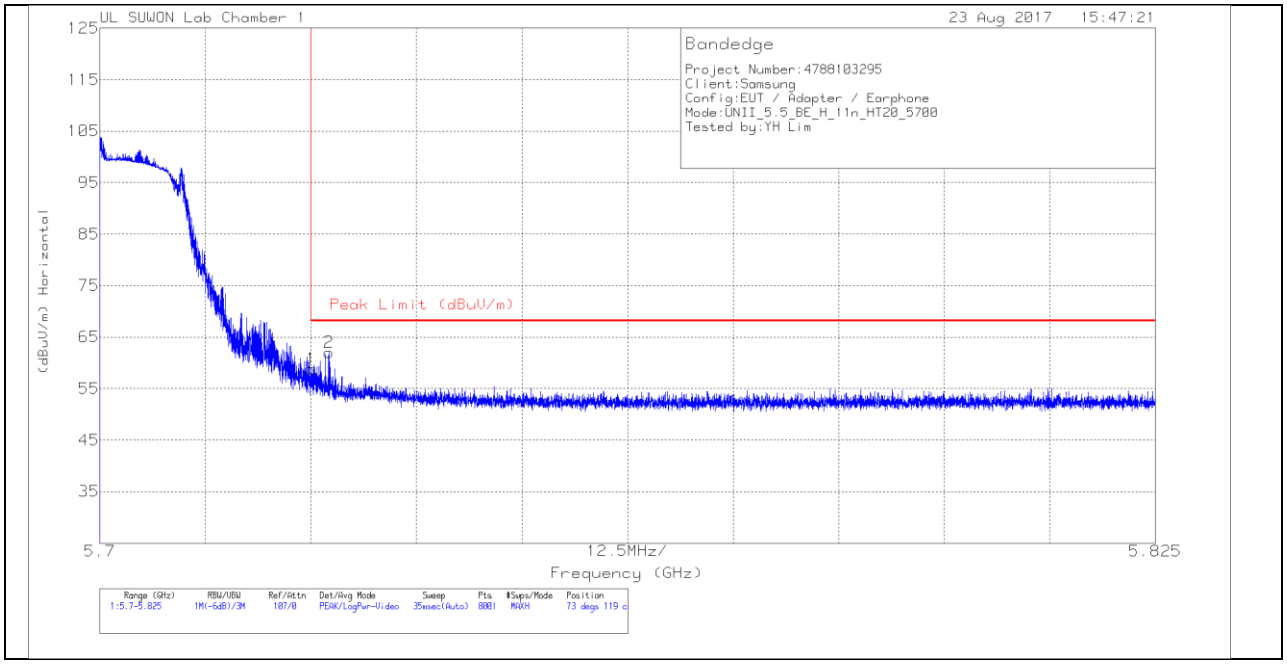

HORIZONTAL DATA

Trace Markers

Marker	Frequency (GHz)	Meter Reading (dBuV)	Det	20170531_3117_00168717	10dB_ATT(dB)_170809	DC Corr (dB)	Corrected Reading (dBuV/m)	Peak Limit (dBuV/m)	PK Margin (dB)	Azimuth (Degs)	Height (cm)	Polarity
1	5.725	45.63	Pk	34.4	-21.2	0	58.83	68.2	-9.37	73	119	H
2	5.727	48.87	Pk	34.4	-21.2	0	62.07	68.2	-6.13	73	119	H

Pk - Peak detector

UL Korea, Ltd. Confidential
This report shall not be reproduced except in full, without the written approval of UL Korea, Ltd.

VERTICAL PEAK AND AVERAGE PLOT

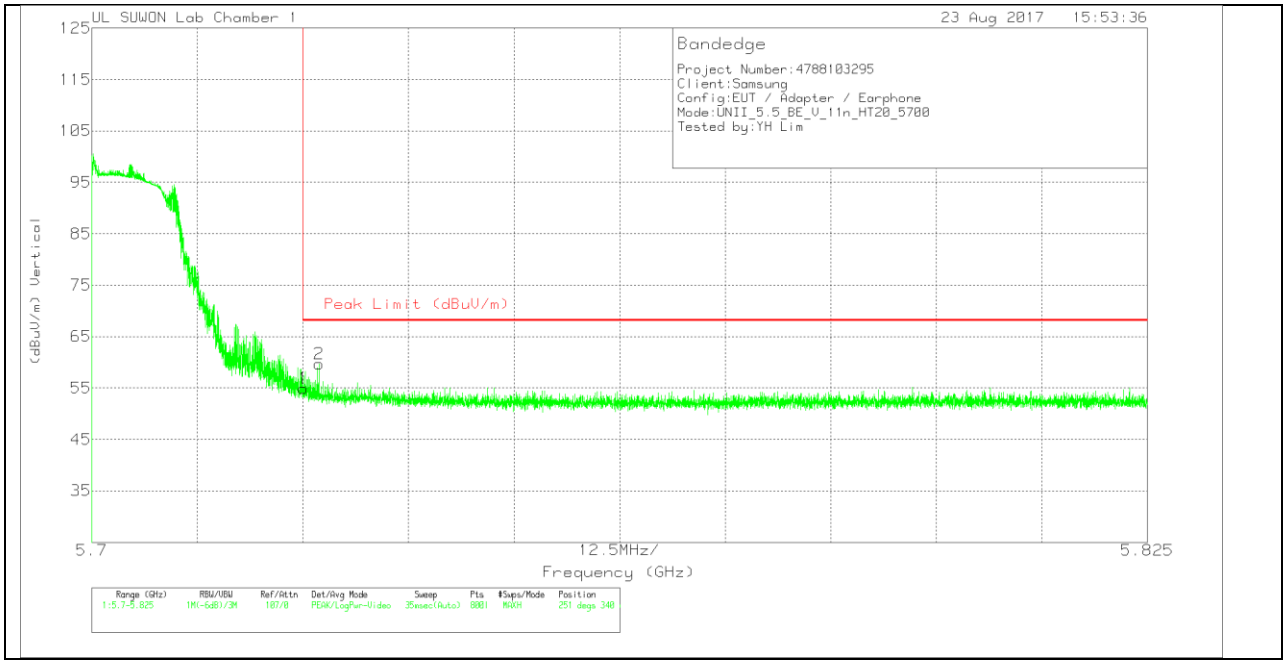

VERTICAL DATA

Trace Markers

Marker	Frequency (GHz)	Meter Reading (dBuV)	Det	20170531_3117_00168717	10dB_ATT(dB)_170809	DC Corr (dB)	Corrected Reading (dBuV/m)	Peak Limit (dBuV/m)	PK Margin (dB)	Azimuth (Degs)	Height (cm)	Polarity
1	5.725	41.75	Pk	34.4	-21.2	0	54.95	68.2	-13.25	251	340	V
2	5.727	46.49	Pk	34.4	-21.2	0	59.69	68.2	-8.51	251	340	V

Pk - Peak detector

UL Korea, Ltd. Confidential
This report shall not be reproduced except in full, without the written approval of UL Korea, Ltd.

HARMONICS AND SPURIOUS EMISSIONS

LOW CHANNEL HORIZONTAL

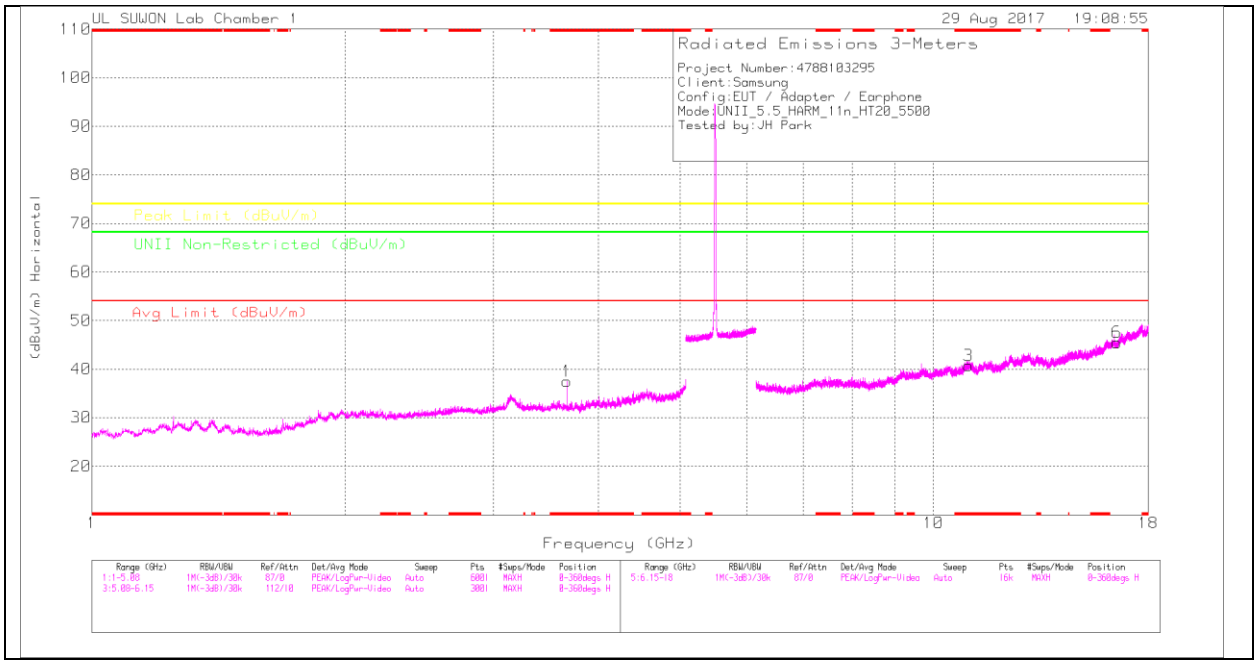

LOW CHANNEL VERTICAL

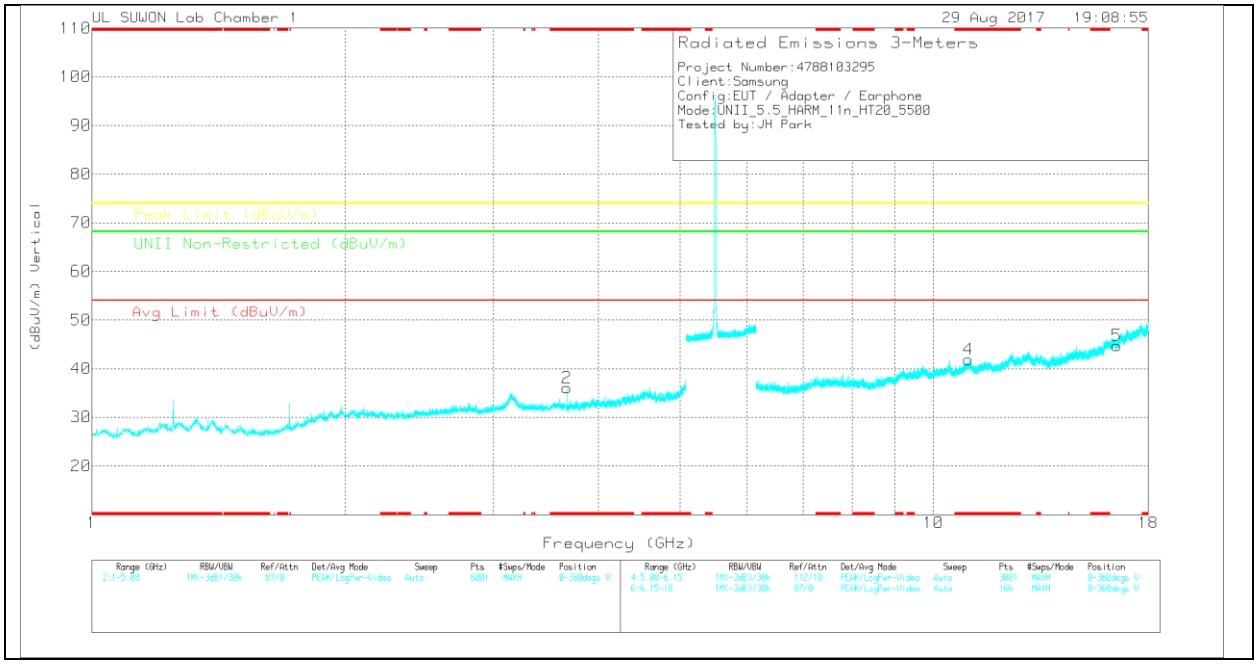

Note: Emission was scanned up to 40GHz; No emissions were detected above the noise floor which was at least 20dB below the specification limit.

UL Korea, Ltd. Confidential
This report shall not be reproduced except in full, without the written approval of UL Korea, Ltd.

LOW CHANNEL DATA

Trace Markers

Marker	Frequency (GHz)	Meter Reading (dBuV)	Det	20170531_3117_00168717	5GHz_LP(dB)_170809	DC Corr (dB)	Corrected Reading (dBuV/m)	Avg Limit (dBuV/m)	Margin (dB)	Peak Limit (dBuV/m)	Margin (dB)	UNII Non-Restricted (dBuV/m)	Margin (dB)	Azimuth (Degs)	Height (cm)	Polarity
1	* 3.667	36.95	PK	32.7	-32.2	0	37.45	-	-	74	-36.55	-	-	0-360	150	H
2	* 3.667	35.61	PK	32.7	-32.2	0	36.11	-	-	74	-37.89	-	-	0-360	250	V
3	* 10.998	24.71	PK	38	-22	0	40.71	-	-	74	-33.29	-	-	0-360	250	H
6	16.505	24.74	PK	40.7	-20	0	45.44	-	-	-	-	68.2	-22.76	0-360	150	H
4	* 10.998	25.87	PK	38	-22	0	41.87	-	-	74	-32.13	-	-	0-360	250	V
5	16.5	24.08	PK	40.7	-20	0	44.78	-	-	-	-	68.2	-23.42	0-360	250	V

* - indicates frequency in CFR15.205/IC7.2.2 Restricted Band

PK – Peak Detector

Radiated Emissions

Frequency (GHz)	Meter Reading (dBuV)	Det	20170531_3117_00168717	5GHz_LP(dB)_170809	DC Corr (dB)	Corrected Reading (dBuV/m)	Avg Limit (dBuV/m)	Margin (dB)	Peak Limit (dBuV/m)	Margin (dB)	UNII Non-Restricted (dBuV/m)	Margin (dB)	Azimuth (Degs)	Height (cm)	Polarity
* 3.667	45.3	PK-U	32.7	-32.2	0	45.8	-	-	74	-28.2	-	-	313	161	H
* 3.667	37.81	ADR	32.7	-32.2	.16	38.47	54	-15.53	-	-	-	-	313	161	H
* 3.667	44.8	PK-U	32.7	-32.2	0	45.3	-	-	74	-28.7	-	-	218	254	V
* 3.667	35.68	ADR	32.7	-32.2	.16	36.34	54	-17.66	-	-	-	-	218	254	V

* - indicates frequency in CFR15.205/IC7.2.2 Restricted Band

PK-U - U-NII: Maximum Peak

ADR - U-NII AD primary method, RMS average

UL Korea, Ltd. Confidential
This report shall not be reproduced except in full, without the written approval of UL Korea, Ltd.

MID CHANNEL HORIZONTAL

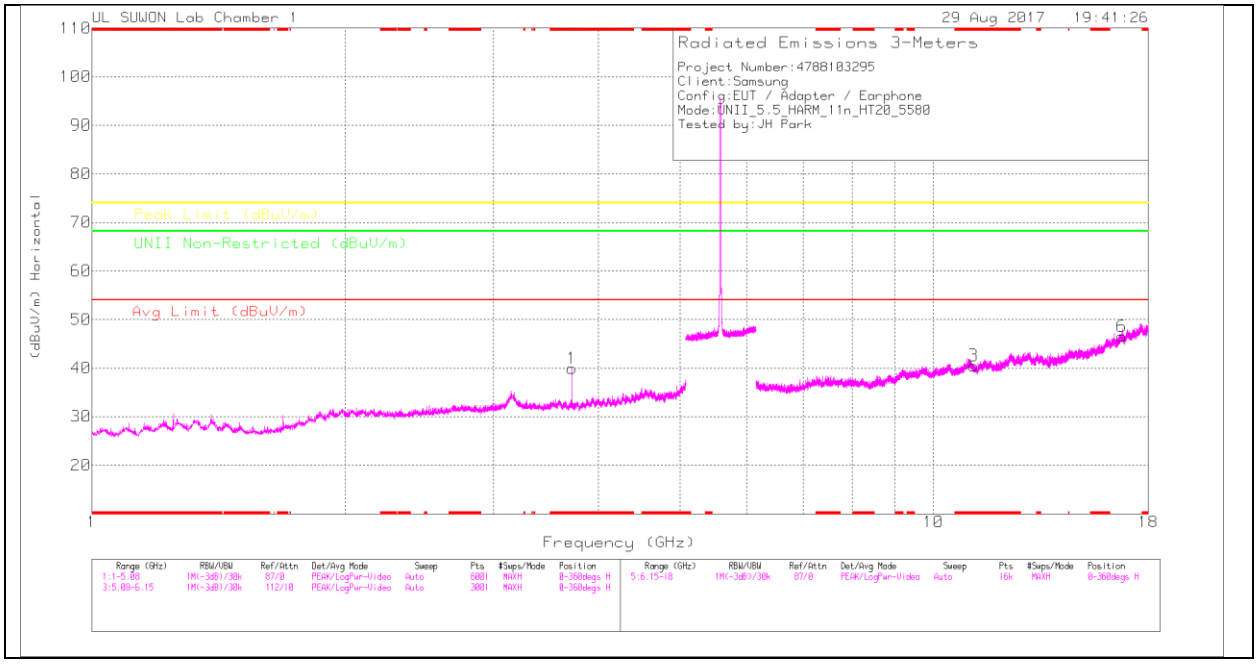

MID CHANNEL VERTICAL

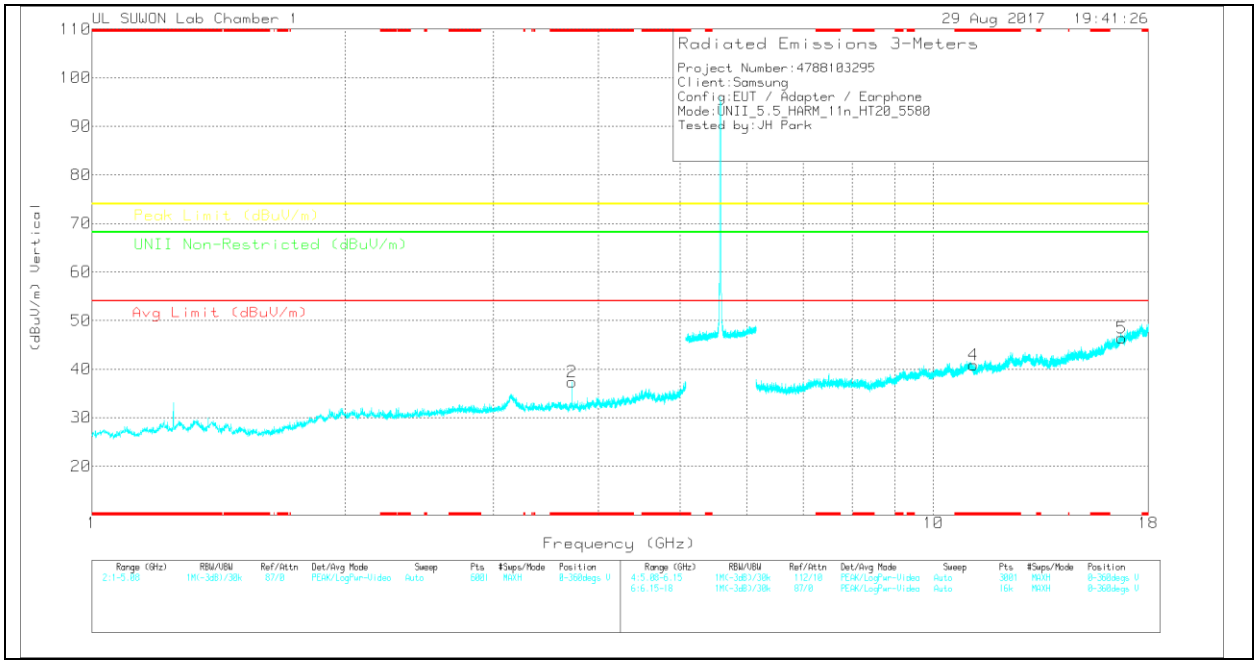

Note: Emission was scanned up to 40GHz; No emissions were detected above the noise floor which was at least 20dB below the specification limit.

UL Korea, Ltd. Confidential
This report shall not be reproduced except in full, without the written approval of UL Korea, Ltd.

MID CHANNEL DATA

Trace Markers

Marker	Frequency (GHz)	Meter Reading (dBuV)	Det	20170531_3117_00168717	5GHz_LP(dB)_170809	DC Corr (dB)	Corrected Reading (dBuV/m)	Avg Limit (dBuV/m)	Margin (dB)	Peak Limit (dBuV/m)	Margin (dB)	UNII Non-Restricted (dBuV/m)	Margin (dB)	Azimuth (Degs)	Height (cm)	Polarity
1	* 3.72	39.88	PK	32.7	-32.6	0	39.98	-	-	74	-34.02	-	-	0-360	150	H
2	* 3.72	37.26	PK	32.7	-32.6	0	37.36	-	-	74	-36.64	-	-	0-360	250	V
3	* 11.162	25.32	PK	37.9	-22.7	0	40.52	-	-	74	-33.48	-	-	0-360	150	H
6	16.738	23.7	PK	40.9	-18.1	0	46.5	-	-	-	-	68.2	-21.7	0-360	250	H
4	* 11.163	25.61	PK	37.9	-22.7	0	40.81	-	-	74	-33.19	-	-	0-360	250	V
5	16.74	23.58	PK	40.9	-18.1	0	46.38	-	-	-	-	68.2	-21.82	0-360	150	V

* - indicates frequency in CFR15.205/IC7.2.2 Restricted Band

PK – Peak Detector

Radiated Emissions

Frequency (GHz)	Meter Reading (dBuV)	Det	20170531_3117_00168717	5GHz_LP(dB)_170809	DC Corr (dB)	Corrected Reading (dBuV/m)	Avg Limit (dBuV/m)	Margin (dB)	Peak Limit (dBuV/m)	Margin (dB)	UNII Non-Restricted (dBuV/m)	Margin (dB)	Azimuth (Degs)	Height (cm)	Polarity
* 3.72	47.67	PK-U	32.7	-32.6	0	47.77	-	-	74	-26.23	-	-	339	103	H
* 3.72	41.28	ADR	32.7	-32.6	.16	41.54	54	-12.46	-	-	-	-	339	103	H
* 3.72	45.3	PK-U	32.7	-32.6	0	45.4	-	-	74	-28.6	-	-	183	198	V
* 3.72	35.76	ADR	32.7	-32.6	.16	36.02	54	-17.98	-	-	-	-	183	198	V

* - indicates frequency in CFR15.205/IC7.2.2 Restricted Band

PK-U - U-NII: Maximum Peak

ADR - U-NII AD primary method, RMS average

UL Korea, Ltd. Confidential
This report shall not be reproduced except in full, without the written approval of UL Korea, Ltd.

HIGH CHANNEL HORIZONTAL

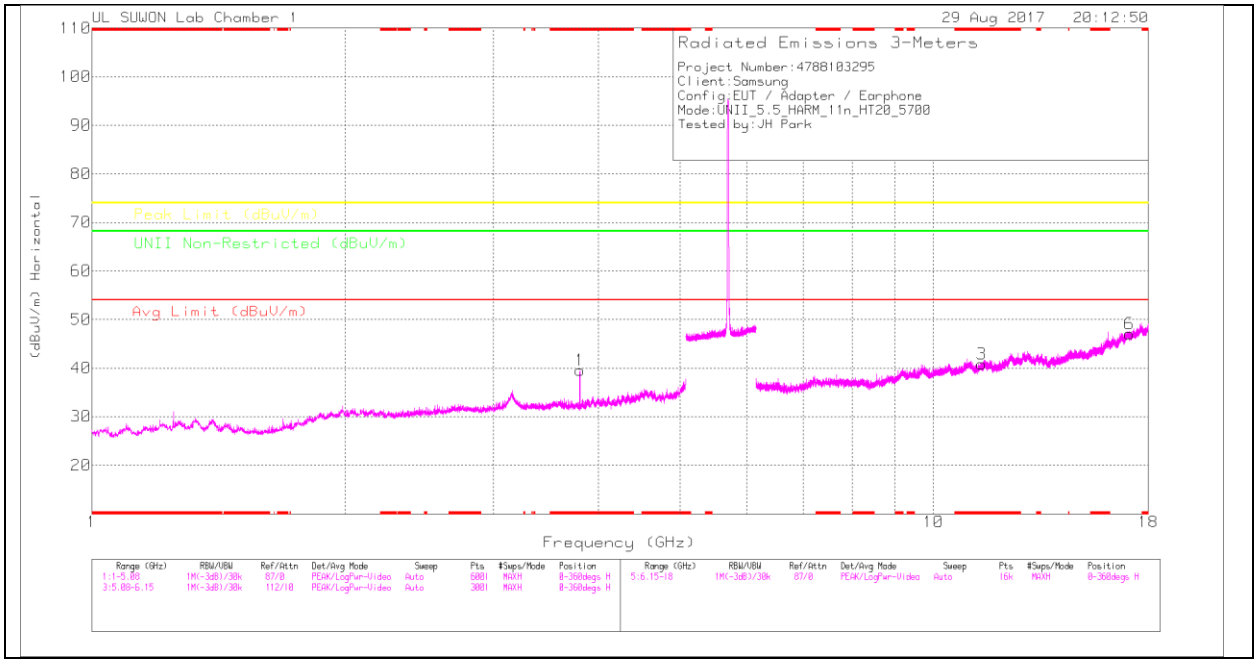

HIGH CHANNEL VERTICAL

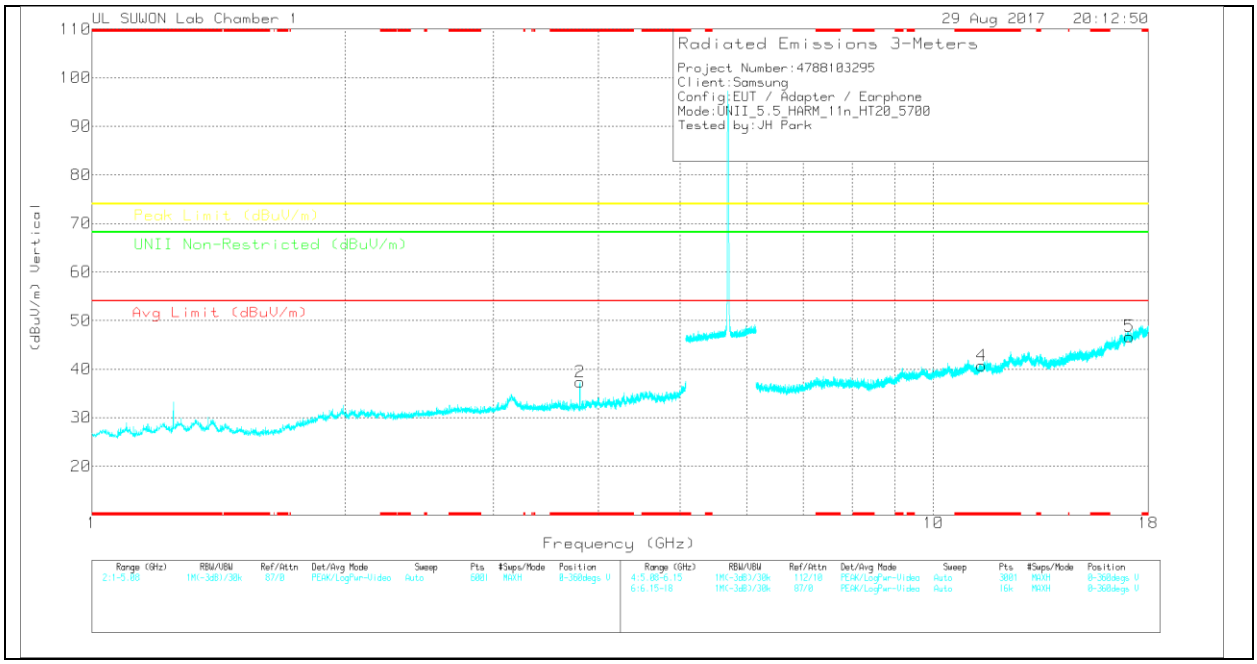

Note: Emission was scanned up to 40GHz; No emissions were detected above the noise floor which was at least 20dB below the specification limit.

UL Korea, Ltd. Confidential
This report shall not be reproduced except in full, without the written approval of UL Korea, Ltd.

HIGH CHANNEL DATA

Trace Markers

Marker	Frequency (GHz)	Meter Reading (dBuV)	Det	20170531_3117_00168717	5GHz_LP(dB)_170809	DC Corr (dB)	Corrected Reading (dBuV/m)	Avg Limit (dBuV/m)	Margin (dB)	Peak Limit (dBuV/m)	Margin (dB)	UNII Non-Restricted (dBuV/m)	Margin (dB)	Azimuth (Degs)	Height (cm)	Polarity
1	* 3.8	39.58	PK	33	-33	0	39.58	-	-	74	-34.42	-	-	0-360	150	H
2	* 3.8	37.38	PK	33	-33	0	37.38	-	-	74	-36.62	-	-	0-360	250	V
3	* 11.402	25.46	PK	38.1	-22.7	0	40.86	-	-	74	-33.14	-	-	0-360	150	H
6	17.101	23.82	PK	41.3	-18.1	0	47.02	-	-	-	-	68.2	-21.18	0-360	150	H
4	* 11.401	25.3	PK	38.1	-22.7	0	40.7	-	-	74	-33.3	-	-	0-360	250	V
5	17.102	23.53	PK	41.3	-18.1	0	46.73	-	-	-	-	68.2	-21.47	0-360	250	V

* - indicates frequency in CFR15.205/IC7.2.2 Restricted Band

PK – Peak Detector

Radiated Emissions

Frequency (GHz)	Meter Reading (dBuV)	Det	20170531_3117_00168717	5GHz_LP(dB)_170809	DC Corr (dB)	Corrected Reading (dBuV/m)	Avg Limit (dBuV/m)	Margin (dB)	Peak Limit (dBuV/m)	Margin (dB)	UNII Non-Restricted (dBuV/m)	Margin (dB)	Azimuth (Degs)	Height (cm)	Polarity
* 3.8	47.22	PK-U	33	-33	0	47.22	-	-	74	-26.78	-	-	330	139	H
* 3.8	40	ADR	33	-33	.16	40.16	54	-13.84	-	-	-	-	330	139	H
* 3.8	46.7	PK-U	33	-33	0	46.7	-	-	74	-27.3	-	-	258	296	V
* 3.8	38.64	ADR	33	-33	.16	38.8	54	-15.2	-	-	-	-	258	296	V

* - indicates frequency in CFR15.205/IC7.2.2 Restricted Band

PK-U - U-NII: Maximum Peak

ADR - U-NII AD primary method, RMS average

UL Korea, Ltd. Confidential
This report shall not be reproduced except in full, without the written approval of UL Korea, Ltd.