FCC CFR47 PART 15 SUBPART C

Bluetooth

CERTIFICATION TEST REPORT

FOR

WCDMA/LTE Tablet + BT/BLE and DTS/UNII a/b/g/n

MODEL NUMBER : SM-T378V

FCC ID: A3LSMT378V

REPORT NUMBER: 4788103295-E3V2

ISSUE DATE: SEP 21, 2017

Prepared for
SAMSUNG ELECTRONICS CO., LTD.
129 SAMSUNG-RO, YEONGTONG-GU, SUWON-SI,
GYEONGGI-DO, 16677, KOREA

Prepared by
UL Korea, Ltd. Suwon Laboratory
218 Maeyeong-ro, Yeongtong-gu,
Suwon-si, Gyeonggi-do, 16675, Korea
TEL: (031) 337-9902
FAX: (031) 213-5433

ACCREDITED
TL-637

Revision History

Rev.	Issue Date	Revisions	Revised By
V1	09/14/17	Initial issue	SeokHwan Hong
V2	09/21/17	Updated report to address TCB's questions	Junwhan Lee

UL Korea, Ltd. Suwon Laboratory FORM ID: FCC_15C
218 Maeyeong-ro, Yeongtong-gu, Suwon-si, Gyeonggi-do, 16675, Korea TEL: (031) 337-9902 FAX: (031) 213-5433
UL Korea, Ltd. Confidential
This report shall not be reproduced except in full, without the written approval of UL Korea, Ltd.

TABLE OF CONTENTS

1. ATTESTATION OF TEST RESULTS 5

2. TEST METHODOLOGY 6

3. FACILITIES AND ACCREDITATION 6

4. CALIBRATION AND UNCERTAINTY 6

4.1. MEASURING INSTRUMENT CALIBRATION 6

4.2. SAMPLE CALCULATION 6

4.3. MEASUREMENT UNCERTAINTY 7

5. EQUIPMENT UNDER TEST 8

5.1. DESCRIPTION OF EUT 8

5.2. MAXIMUM OUTPUT POWER 8

5.3. DESCRIPTION OF AVAILABLE ANTENNAS 8

5.4. WORST-CASE CONFIGURATION AND MODE 8

5.5. DESCRIPTION OF TEST SETUP 9

6. TEST AND MEASUREMENT EQUIPMENT 11

7. REFERENCE MEASUREMENT RESULTS 12

7.1. 20 dB AND 99% BANDWIDTH 12

7.1.1. BASIC DATA RATE GFSK MODULATION 12
7.1.2. ENHANCED DATA RATE Pi/4-DQPSK MODULATION 12
7.1.3. ENHANCED DATA RATE 8PSK MODULATION 12
7.1.4. 20 dB AND 99% BANDWIDTH PLOTS 13

8. SUMMARY TABLE 16

9. ANTENNA PORT TEST RESULTS 17

9.1. HOPPING FREQUENCY SEPARATION 17

9.2. NUMBER OF HOPPING CHANNELS 18

9.3. AVERAGE TIME OF OCCUPANCY 22

9.4. OUTPUT POWER 30

9.4.1. BASIC DATA RATE GFSK MODULATION 30
9.4.2. ENHANCED DATA RATE Pi/4-DPSK MODULATION 30
9.4.3. ENHANCED DATA RATE 8PSK MODULATION 30
9.4.4. OUTPUT POWER PLOTS 31

9.5. AVERAGE POWER 34

9.5.1. BASIC DATA RATE GFSK MODULATION 34
9.5.2. DATA RATE PI/4-DQPSK MODULATION 34
9.5.3. ENHANCED DATA RATE 8PSK MODULATION 34

UL Korea, Ltd. Suwon Laboratory FORM ID: FCC_15C
218 Maeyeong-ro, Yeongtong-gu, Suwon-si, Gyeonggi-do, 16675, Korea TEL: (031) 337-9902 FAX: (031) 213-5433

UL Korea, Ltd. Confidential
This report shall not be reproduced except in full, without the written approval of UL Korea, Ltd.

9.6. CONDUCTED SPURIOUS EMISSIONS 35
9.6.1. BASIC DATA RATE GFSK MODULATION 36

10. RADIATED TEST RESULTS 48

10.1. LIMITS AND PROCEDURE 48

10.2. TRANSMITTER ABOVE 1 GHz 50
10.2.1. BASIC DATA RATE GFSK MODULATION 50
10.2.2. ENHANCED DATA RATE 8PSK MODULATION 60

10.3. WORST-CASE BELOW 1 GHz 70

11. AC POWER LINE CONDUCTED EMISSIONS 72

12. SETUP PHOTOS 77

UL Korea, Ltd. Suwon Laboratory FORM ID: FCC_15C
218 Maeyeong-ro, Yeongtong-gu, Suwon-si, Gyeonggi-do, 16675, Korea TEL: (031) 337-9902 FAX: (031) 213-5433
UL Korea, Ltd. Confidential
This report shall not be reproduced except in full, without the written approval of UL Korea, Ltd.

1. ATTESTATION OF TEST RESULTS

COMPANY NAME:	SAMSUNG ELECTRONICS CO., LTD.
EUT DESCRIPTION:	WCDMA/LTE Tablet + BT/BLE and DTS/UNII a/b/g/n
MODEL NUMBER:	SM-T378V
SERIAL NUMBER:	R32J7008EVD (RADIATED); R32J7008CBB (CONDUCTED)
DATE TESTED:	AUG 14, 2017 - SEP 21, 2017

APPLICABLE STANDARDS	
STANDARD	**TEST RESULTS**
CFR 47 Part 15 Subpart C	Pass

UL Korea, Ltd. tested the above equipment in accordance with the requirements set forth in the above standards. All indications of Pass/Fail in this report are opinions expressed by UL Korea, Ltd. based on interpretations and/or observations of test results. Measurement Uncertainties were not taken into account and are published for informational purposes only. The test results show that the equipment tested is capable of demonstrating compliance with the requirements as documented in this report.

Note: The results documented in this report apply only to the tested sample, under the conditions and modes of operation as described herein. This document may not be altered or revised in any way unless done so by UL Korea, Ltd. and all revisions are duly noted in the revisions section. Any alteration of this document not carried out by UL Korea, Ltd. will constitute fraud and shall nullify the document. This report must not be used by the client to claim product certification, approval, or endorsement by IAS, any agency of the Federal Government, or any agency of any government.

Approved & Released For
UL Korea, Ltd. By:

SungGil Park
Suwon Lab Engineer
UL Korea, Ltd.

Tested By:

SeokHwan Hong
Suwon Lab Engineer
UL Korea, Ltd.

UL Korea, Ltd. Confidential
This report shall not be reproduced except in full, without the written approval of UL Korea, Ltd.

2. TEST METHODOLOGY

The tests documented in this report were performed in accordance with following methods.

1. FCC CFR 47 Part 2.
2. FCC CFR 47 Part 15.
3. FCC DA 00-705 Filling and measurement guidelines for FHSS systems
4. ANSI C63.10-2013.

3. FACILITIES AND ACCREDITATION

The test sites and measurement facilities used to collect data are located at 218 Maeyeong-ro, Yeongtong-gu, Suwon-si, Gyeonggi-do, 16675, Korea. Line conducted emissions are measured only at the 218 address. The following table identifies which facilities were utilized for radiated emission measurements documented in this report. Specific facilities are also identified in the test results sections.

218 Maeyeong-ro
☒ Chamber 1
☐ Chamber 2

UL Korea, Ltd. is accredited by IAS, Laboratory Code TL-637. The full scope of accreditation can be viewed at http://www.iasonline.org/PDF/TL/TL-637.pdf.

4. CALIBRATION AND UNCERTAINTY

4.1. MEASURING INSTRUMENT CALIBRATION

The measuring equipment utilized to perform the tests documented in this report has been calibrated in accordance with the manufacturer's recommendations, and is traceable to recognized national standards.

4.2. SAMPLE CALCULATION

Where relevant, the following sample calculation is provided:

Field Strength (dBuV/m) = Measured Voltage (dBuV) + Antenna Factor (dB/m) + Cable Loss (dB) – Preamp Gain (dB)

36.5 dBuV + 18.7 dB/m + 0.6 dB – 26.9 dB = 28.9 dBuV/m

UL Korea, Ltd. Confidential
This report shall not be reproduced except in full, without the written approval of UL Korea, Ltd.

4.3. MEASUREMENT UNCERTAINTY

Where relevant, the following measurement uncertainty levels have been estimated for tests performed on the apparatus:

PARAMETER	UNCERTAINTY
Conducted Disturbance, 0.15 to 30 MHz	2.32 dB
Radiated Disturbance, Below 1GHz	4.14 dB
Radiated Disturbance, Above 1 GHz	5.97 dB

Uncertainty figures are valid to a confidence level of 95%.

UL Korea, Ltd. Suwon Laboratory FORM ID: FCC_15C
218 Maeyeong-ro, Yeongtong-gu, Suwon-si, Gyeonggi-do, 16675, Korea TEL: (031) 337-9902 FAX: (031) 213-5433
UL Korea, Ltd. Confidential
This report shall not be reproduced except in full, without the written approval of UL Korea, Ltd.

5. EQUIPMENT UNDER TEST

5.1. DESCRIPTION OF EUT

The EUT is a WCDMA/LTE Tablet + BT/BLE and DTS/UNII a/b/g/n.
This test report addresses the DSS (BT) operational mode.

5.2. MAXIMUM OUTPUT POWER

The transmitter has a maximum conducted output power as follows:

Frequency Range [MHz]	Mode	Power Mode	Output Power [dBm]	Output Power [mW]
2402 - 2480	Basic GFSK	Average	7.596	5.749
		Peak	8.333	6.812
	Enhanced Pi/4-DPSK	Average	6.262	4.229
		Peak	8.494	7.070
	Enhanced 8PSK	Average	6.271	4.237
		Peak	9.283	8.478

5.3. DESCRIPTION OF AVAILABLE ANTENNAS

The radio utilizes an internal antenna, with a maximum gain of 0.28 dBi.

5.4. WORST-CASE CONFIGURATION AND MODE

Radiated emission below 1GHz and power line conducted emission were performed with the EUT set to transmit at the channel with highest output power as worst-case scenario.

Radiated emission above 1GHz was performed with the EUT set to transmit low/mid/high channels.

The fundamental of the EUT was investigated in three orthogonal orientations X, Y and Z it was determined that X orientation was worst-case orientation; therefore, all final radiated testing was performed with the EUT in X orientation.

Note: GFSK, Pi/4-DQPSK, 8PSK average Power are all investigated, The GFSK & 8PSK Power are the worst case. Testing is based on this mode to showing compliance. For average power data please refer to section 9.5.

UL Korea, Ltd. Suwon Laboratory FORM ID: FCC_15C
218 Maeyeong-ro, Yeongtong-gu, Suwon-si, Gyeonggi-do, 16675, Korea TEL: (031) 337-9902 FAX: (031) 213-5433
UL Korea, Ltd. Confidential
This report shall not be reproduced except in full, without the written approval of UL Korea, Ltd.

5.5. DESCRIPTION OF TEST SETUP

SUPPORT EQUIPMENT

Support Equipment List				
Description	**Manufacturer**	**Model**	**Serial Number**	**FCC ID**
Charger	SAMSUNG	EP-TA12JWE	RT4J221eS/B- E	N/A
Data Cable	SAMSUNG	EP-DG915UWZ	N/A	N/A
Earphone	SAMSUNG	EHS64AVFWE	N/A	N/A

I/O CABLES

I/O Cable List						
Cable No	**Port**	**# of identical ports**	**Connector Type**	**Cable Type**	**Cable Length (m)**	**Remarks**
1	DC Power	1	Mini-USB	Shielded	1.1m	N/A
2	Audio	2	Mini-Jack	Unshielded	1.1m	N/A

TEST SETUP

The EUT is continuously communicating to the Bluetooth tester during the tests.
Test software enable BT communications.

UL Korea, Ltd. Suwon Laboratory FORM ID: FCC_15C
218 Maeyeong-ro, Yeongtong-gu, Suwon-si, Gyeonggi-do, 16675, Korea TEL: (031) 337-9902 FAX: (031) 213-5433
UL Korea, Ltd. Confidential
This report shall not be reproduced except in full, without the written approval of UL Korea, Ltd.

SETUP DIAGRAM FOR TESTS

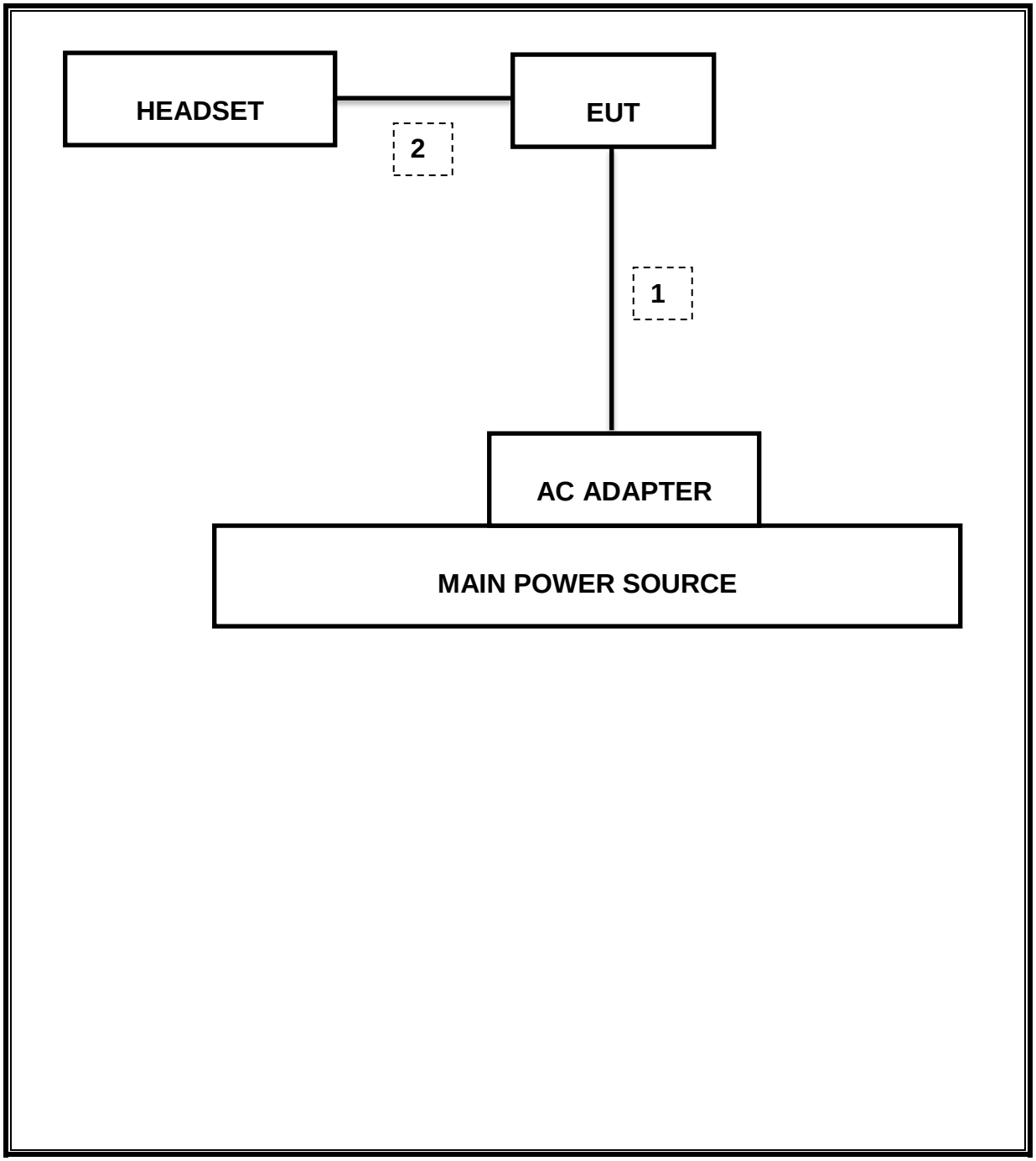

UL Korea, Ltd. Suwon Laboratory FORM ID: FCC_15C
218 Maeyeong-ro, Yeongtong-gu, Suwon-si, Gyeonggi-do, 16675, Korea TEL: (031) 337-9902 FAX: (031) 213-5433
UL Korea, Ltd. Confidential
This report shall not be reproduced except in full, without the written approval of UL Korea, Ltd.

6. TEST AND MEASUREMENT EQUIPMENT

The following test and measurement equipment was utilized for the tests documented in this report:

Test Equipment List				
Description	**Manufacturer**	**Model**	**S/N**	**Cal Due**
Antenna, Bilog, 30MHz-1GHz	SCHWARZBECK	VULB9163	750	10-14-18
Antenna, Bilog, 30MHz-1GHz	SCHWARZBECK	VULB9163	749	04-14-19
Antenna, Horn, 18 GHz	ETS	3115	00167211	10-14-18
Antenna, Horn, 18 GHz	ETS	3115	00161451	03-10-19
Antenna, Horn, 18 GHz	ETS	3117	00168724	05-31-19
Antenna, Horn, 18 GHz	ETS	3117	00168717	05-31-19
Antenna, Horn, 40 GHz	ETS	3116C	00166155	11-30-17
Antenna, Horn, 40 GHz	ETS	3116C-PA	00168841	12-15-17
Attenuator / Switch driver	HP	11713A	3748A04272	N/A
Preamplifier, 1000 MHz	Sonoma	310N	341282	08-09-18
Preamplifier, 1000 MHz	Sonoma	310N	351741	08-07-18
Preamplifier	ETS	3115-PA	00167475	08-09-18
Preamplifier, 18 GHz	Miteq	AFS42-00101800-25-S-42	1896138	08-08-18
Spectrum Analyzer, 44 GHz	Agilent / HP	N9030A	MY54170614	08-08-18
Spectrum Analyzer, 44 GHz	Agilent / HP	N9030A	MY54490312	08-08-18
Average Power Sensor	Agilent / HP	U2000	MY54270007	08-08-18
Bluetooth Tester	TESCOM	TC-3000C	3000C000546	08-07-18
Combiner	WEINSCHEL	1575	2152	08-08-18
EMI Test Receive, 40 GHz	R&S	ESU40	100439	08-08-18
EMI Test Receive, 40 GHz	R&S	ESU40	100457	08-08-18
EMI Test Receive, 3 GHz	R&S	ESR3	101832	08-07-18
Low Pass Filter 5GHz	Micro-Tronics	LPS17541	009	08-08-18
Low Pass Filter 5GHz	Micro-Tronics	LPS17541	015	08-08-18
High Pass Filter 3GHz	Micro-Tronics	HPM17543	010	08-08-18
High Pass Filter 3GHz	Micro-Tronics	HPM17543	015	08-08-18
High Pass Filter 6GHz	Micro-Tronics	HPM17542	009	08-08-18
High Pass Filter 6GHz	Micro-Tronics	HPM17542	016	08-08-18
LISN	R&S	ENV-216	101837	08-09-18
Antenna, Loop, 9kHz-30MHz	R&S	HFH2-Z2	100418	11-25-17
UL Software				
Description	**Manufacturer**	**Model**	**Version**	
Radiated software	UL	UL EMC	Ver 9.5	
AC Line Conducted software	UL	UL EMC	Ver 9.5	

UL Korea, Ltd. Confidential
This report shall not be reproduced except in full, without the written approval of UL Korea, Ltd.

7. REFERENCE MEASUREMENT RESULTS

7.1. 20 dB AND 99% BANDWIDTH

LIMITS

None; for reporting purposes only.

TEST PROCEDURE

DA 00-705: The transmitter output is connected to a spectrum analyzer. The RBW is set to ≥ 1% of the 20 dB bandwidth. The VBW is set to ≥ RBW. The sweep time is coupled.

RESULTS

7.1.1. BASIC DATA RATE GFSK MODULATION

Channel	Frequency [MHz]	20 dB Bandwidth [kHz]	99% Bandwidth [kHz]
Low	2402	945.200	865.210
Mid	2441	928.300	864.260
High	2480	925.700	861.680
Worst		945.200	865.210

7.1.2. ENHANCED DATA RATE Pi/4-DQPSK MODULATION

Channel	Frequency [MHz]	20 dB Bandwidth [MHz]	99% Bandwidth [MHz]
Low	2402	1.259	1.165
Mid	2441	1.288	1.163
High	2480	1.290	1.164
Worst		1.290	1.165

7.1.3. ENHANCED DATA RATE 8PSK MODULATION

Channel	Frequency [MHz]	20 dB Bandwidth [MHz]	99% Bandwidth [MHz]
Low	2402	1.254	1.164
Mid	2441	1.247	1.164
High	2480	1.247	1.166
Worst		1.254	1.166

UL Korea, Ltd. Confidential
This report shall not be reproduced except in full, without the written approval of UL Korea, Ltd.

7.1.4. 20 dB AND 99% BANDWIDTH PLOTS

GFSK BANDWIDTH

[20dB Bandwidth] GFSK Low CH

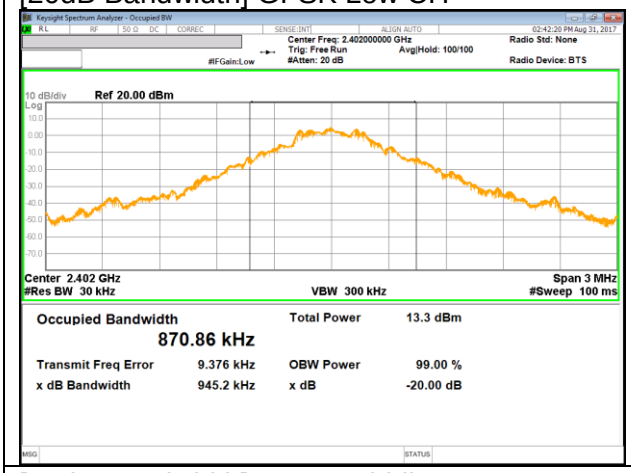

[99% Bandwidth] GFSK Low CH

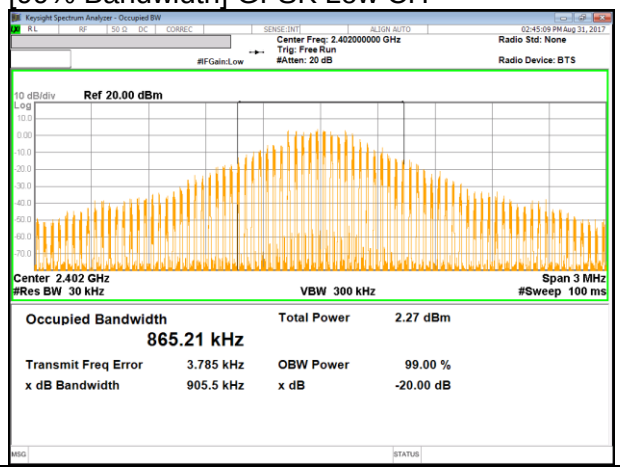

[20dB Bandwidth] GFSK Middle CH

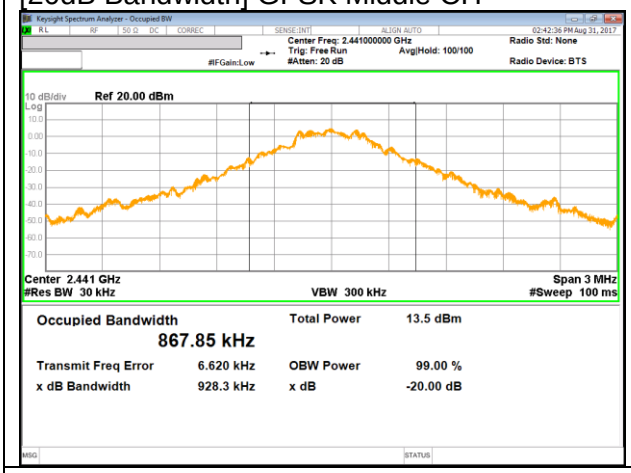

[99% Bandwidth]] GFSK Middle CH

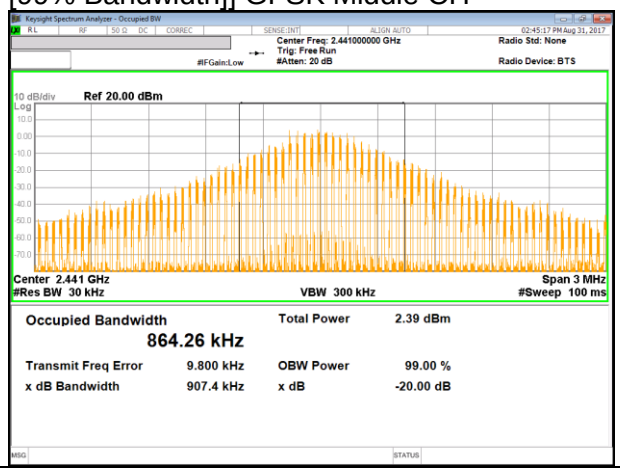

[20dB Bandwidth] GFSK High CH

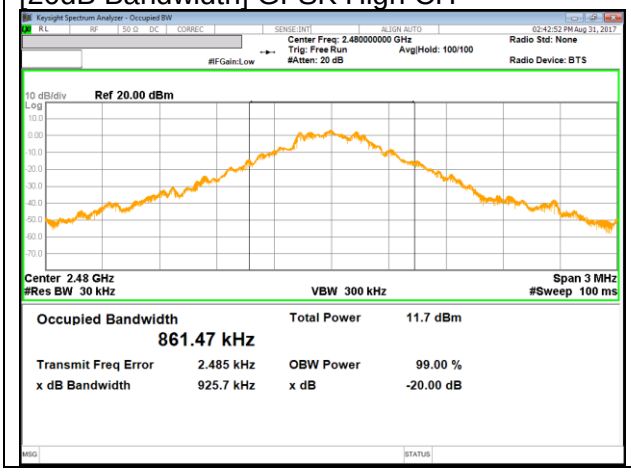

[99% Bandwidth] GFSK High CH

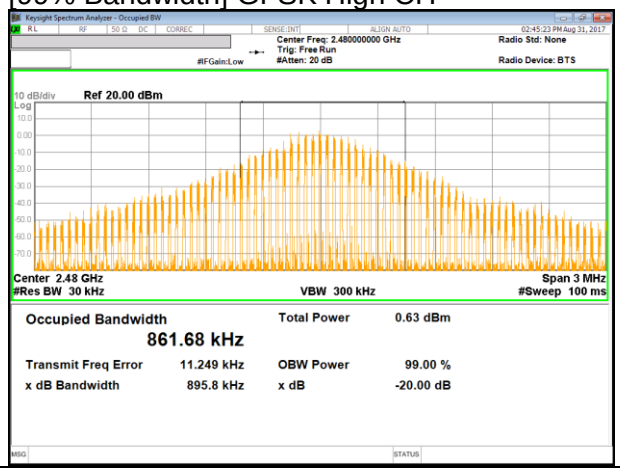

UL Korea, Ltd. Suwon Laboratory FORM ID: FCC_15C
218 Maeyeong-ro, Yeongtong-gu, Suwon-si, Gyeonggi-do, 16675, Korea TEL: (031) 337-9902 FAX: (031) 213-5433
UL Korea, Ltd. Confidential
This report shall not be reproduced except in full, without the written approval of UL Korea, Ltd.

Pi/4-DQPSK BANDWIDTH

[20dB Bandwidth] Pi/4-DQPSK Low CH

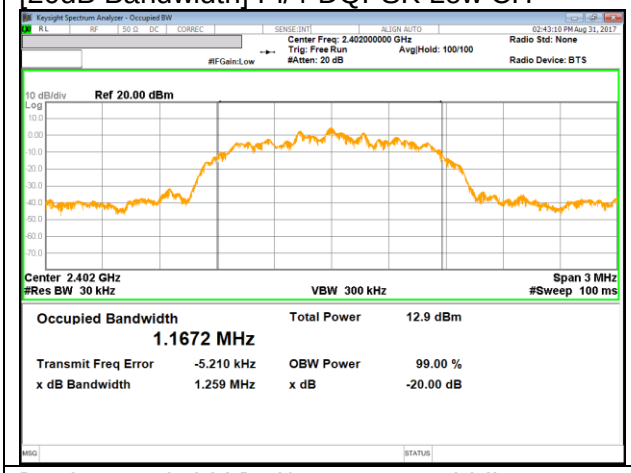

[99% Bandwidth] Pi/4-DQPSK Low CH

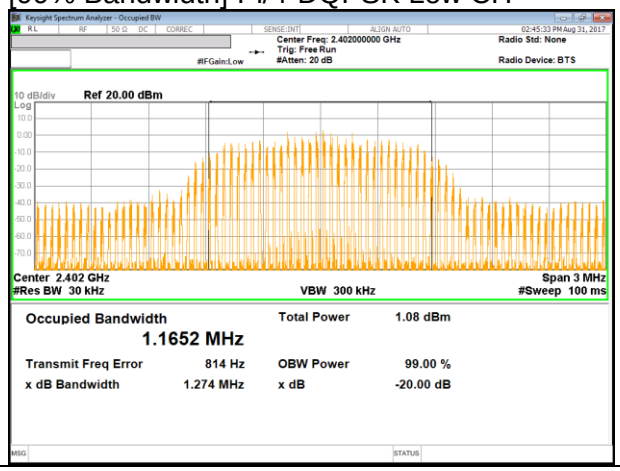

[20dB Bandwidth] Pi/4-DQPSK Middle CH

[99% Bandwidth]] Pi/4-DQPSK Middle CH

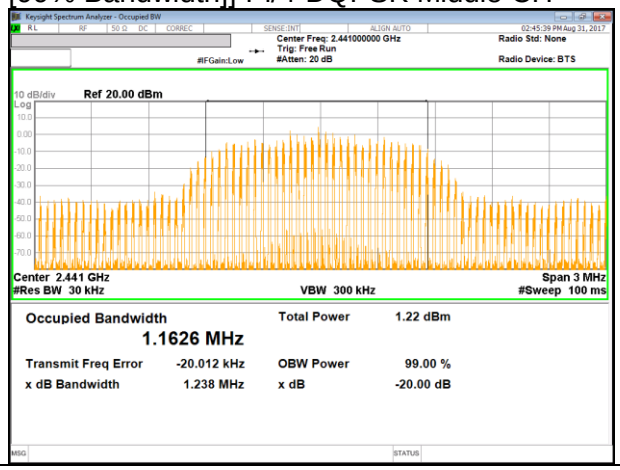

[20dB Bandwidth] Pi/4-DQPSK High CH

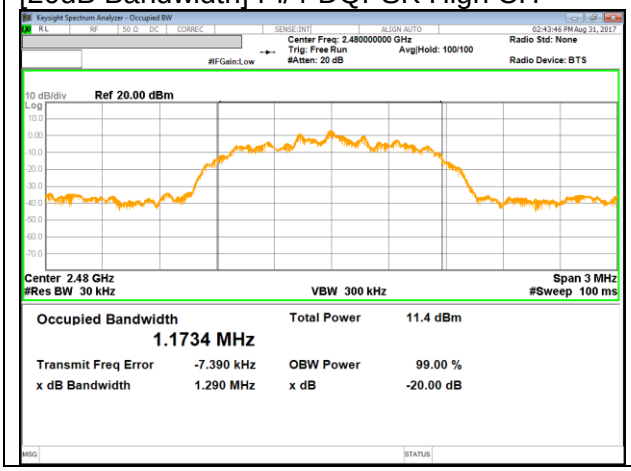

[99% Bandwidth] Pi/4-DQPSK High CH

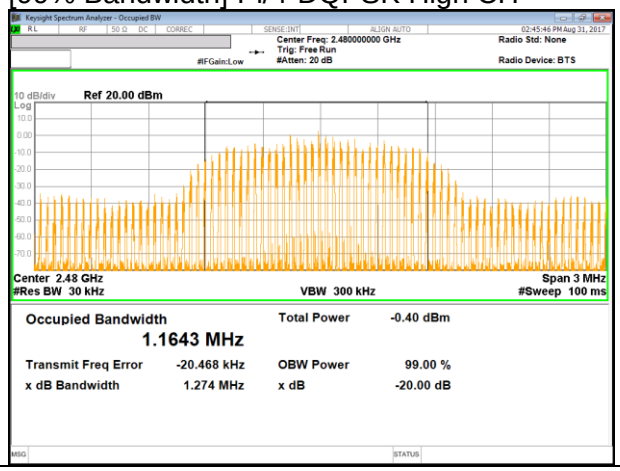

UL Korea, Ltd. Suwon Laboratory FORM ID: FCC_15C
218 Maeyeong-ro, Yeongtong-gu, Suwon-si, Gyeonggi-do, 16675, Korea TEL: (031) 337-9902 FAX: (031) 213-5433
UL Korea, Ltd. Confidential
This report shall not be reproduced except in full, without the written approval of UL Korea, Ltd.

8PSK BANDWIDTH

[20dB Bandwidth] 8PSK Low CH

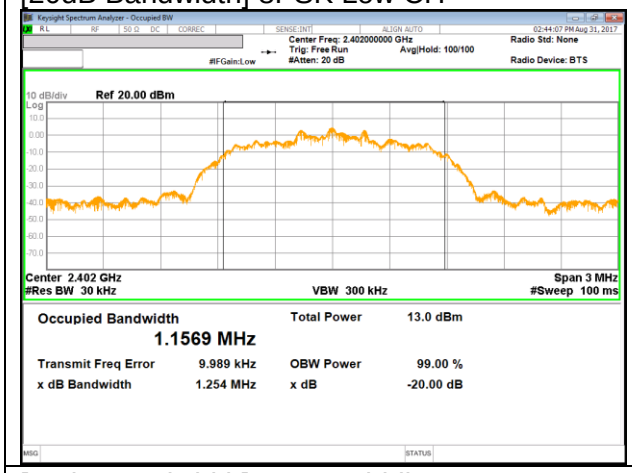

[99% Bandwidth] 8PSK Low CH

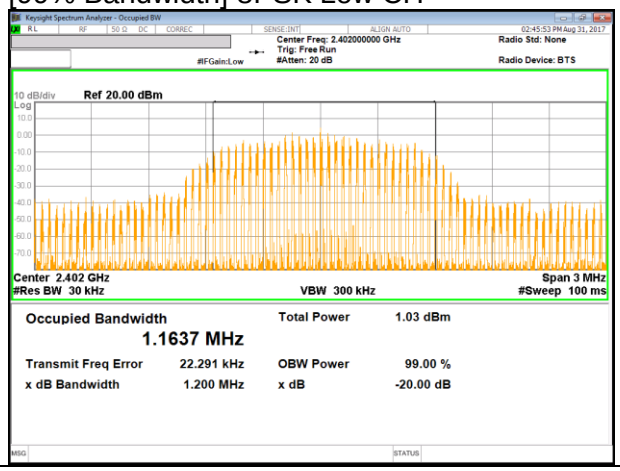

[20dB Bandwidth] 8PSK Middle CH

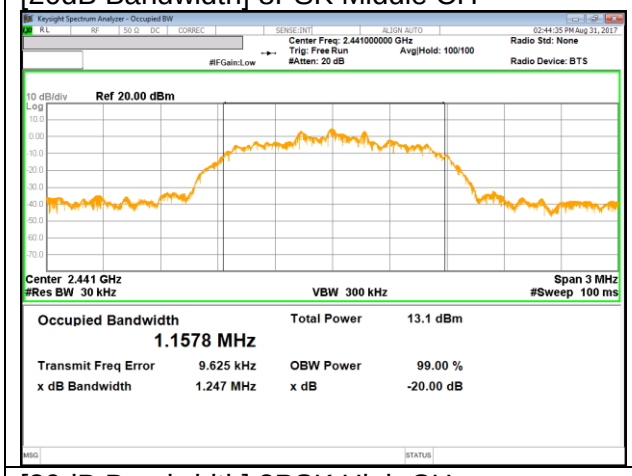

[99% Bandwidth]] 8PSK Middle CH

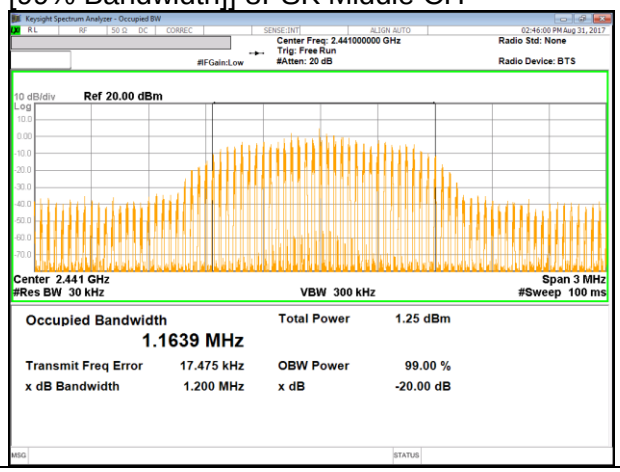

[20dB Bandwidth] 8PSK High CH

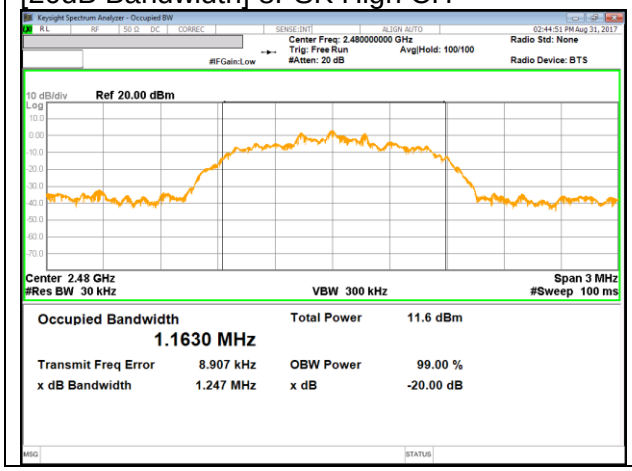

[99 Bandwidth] 8PSK High CH

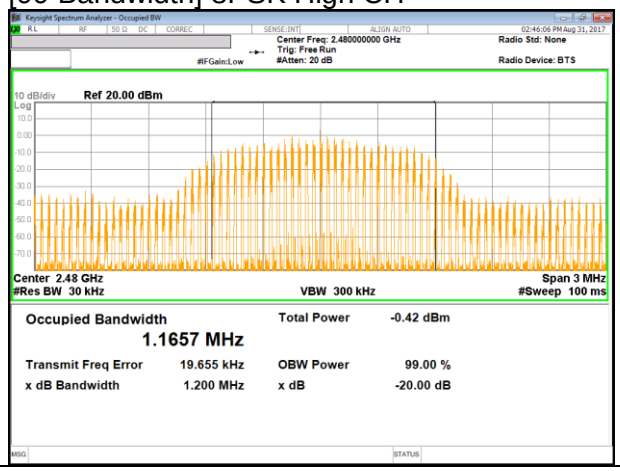

UL Korea, Ltd. Suwon Laboratory FORM ID: FCC_15C
218 Maeyeong-ro, Yeongtong-gu, Suwon-si, Gyeonggi-do, 16675, Korea TEL: (031) 337-9902 FAX: (031) 213-5433
UL Korea, Ltd. Confidential
This report shall not be reproduced except in full, without the written approval of UL Korea, Ltd.

8. SUMMARY TABLE

FCC Part Section	Test Description	Test Limit	Test Condition	Test Result	Worst Case
2.1051, 15.247 (d)	Band Edge / Conducted Spurious Emission	-20dBc		Pass	-40.008 dBm
15.247 (b)(1)	TX conducted output power	<21dBm		Pass	9.283 dBm (Peak)
15.247 (a)(1)	Hopping frequency separation	> 25KHz		Pass	1 MHz
15.247 (a)(1)(iii)	Number of Hopping channels	More than 15 non-overlapping channels		Pass	79
15.247 (a)(1)(iii)	Avg Time of Occupancy	< 0.4sec		Pass	0.34704 sec
15.207 (a)	AC Power Line conducted emissions	Section 10	Power Line conducted	Pass	46.32 dBuV (Pk)
15.205, 15.209	Radiated Spurious Emission	< 74dBuV/m	Radiated	Pass	67.52 dBuV/m (Pk)

UL Korea, Ltd. Confidential
This report shall not be reproduced except in full, without the written approval of UL Korea, Ltd.

9. ANTENNA PORT TEST RESULTS

9.1. HOPPING FREQUENCY SEPARATION

LIMIT

FCC §15.247 (a) (1)

Frequency hopping systems shall have hopping channel carrier frequencies separated by a minimum of 25 kHz or the 20 dB bandwidth of the hoping channel, whichever is greater.

Alternatively, frequency hopping systems operating in the 2400-2483.5 MHz band may have hopping channel carrier frequencies that are separated by 25 kHz or two-thirds of the 20 dB bandwidth of the hopping channel, whichever is greater, provided the systems operate with an output power no greater than 125 mW.

TEST PROCEDURE

DA 00-705: The transmitter output is connected to a spectrum analyzer. The RBW is set to 300 kHz and the VBW is set to 300 kHz. The sweep time is coupled.

RESULTS

HOPPING FREQUENCY SEPARATION PLOT

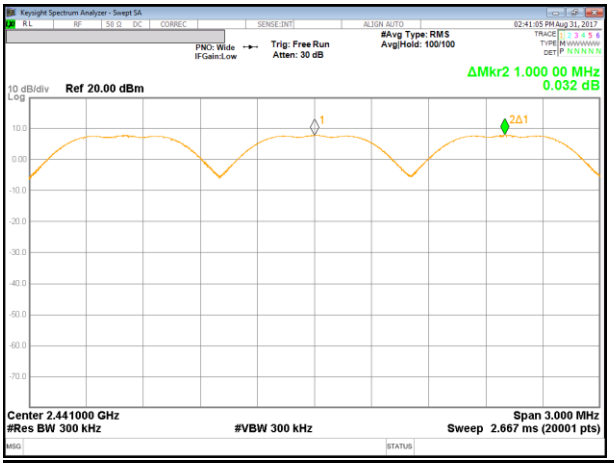

[GFSK]

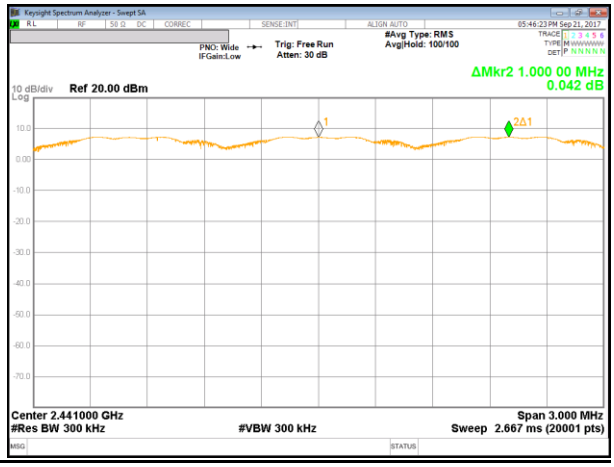

[8PSK]

UL Korea, Ltd. Suwon Laboratory FORM ID: FCC_15C
218 Maeyeong-ro, Yeongtong-gu, Suwon-si, Gyeonggi-do, 16675, Korea TEL: (031) 337-9902 FAX: (031) 213-5433
UL Korea, Ltd. Confidential
This report shall not be reproduced except in full, without the written approval of UL Korea, Ltd.

9.2. NUMBER OF HOPPING CHANNELS

LIMIT

FCC §15.247 (a) (1) (iii)

Frequency hopping systems in the 2400 – 2483.5 MHz band shall use at least 15 non-overlapping channels.

TEST PROCEDURE

DA 00-705: The transmitter output is connected to a spectrum analyzer. The span is set to cover the entire authorized band, in either a single sweep or in multiple contiguous sweeps. The RBW is set to a maximum of 1 % of the span. The analyzer is set to Max Hold.

RESULTS

Normal Mode: 79 Channels observed.

NUMBER OF HOPPING CHANNELS PLOTS[GFSK]

NUMBER OF HOPPING CHANNELS (100 MHZ SPAN)

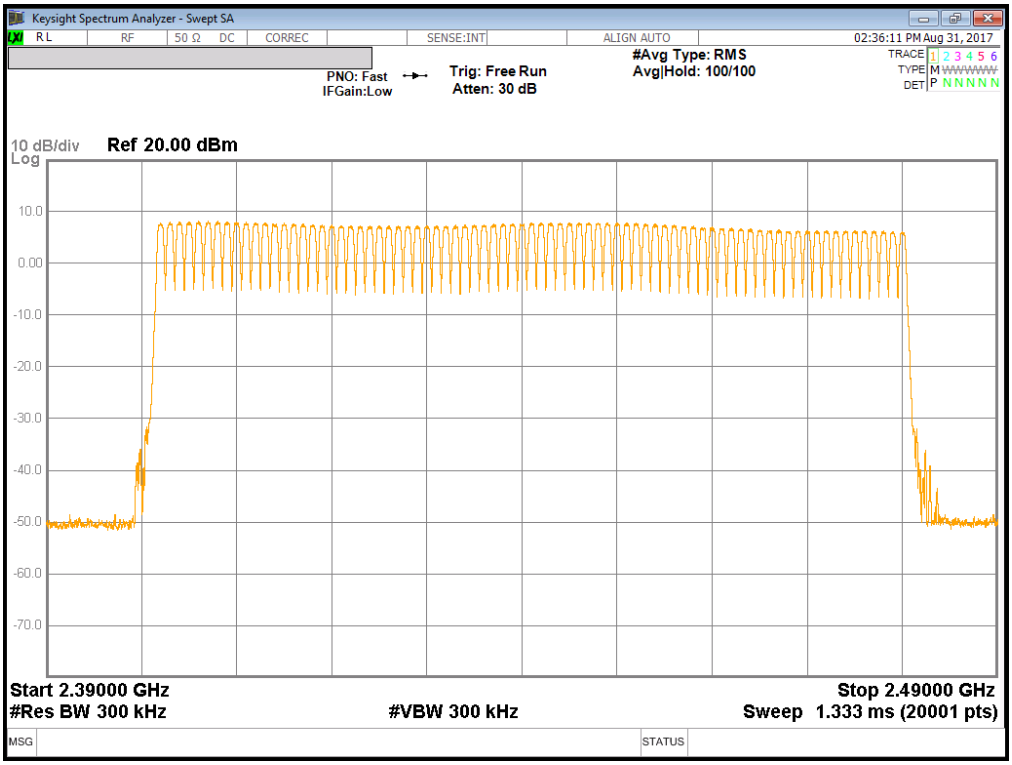

UL Korea, Ltd. Suwon Laboratory FORM ID: FCC_15C
218 Maeyeong-ro, Yeongtong-gu, Suwon-si, Gyeonggi-do, 16675, Korea TEL: (031) 337-9902 FAX: (031) 213-5433
UL Korea, Ltd. Confidential
This report shall not be reproduced except in full, without the written approval of UL Korea, Ltd.

1st SEGMENT 2400 to 2430 MHz		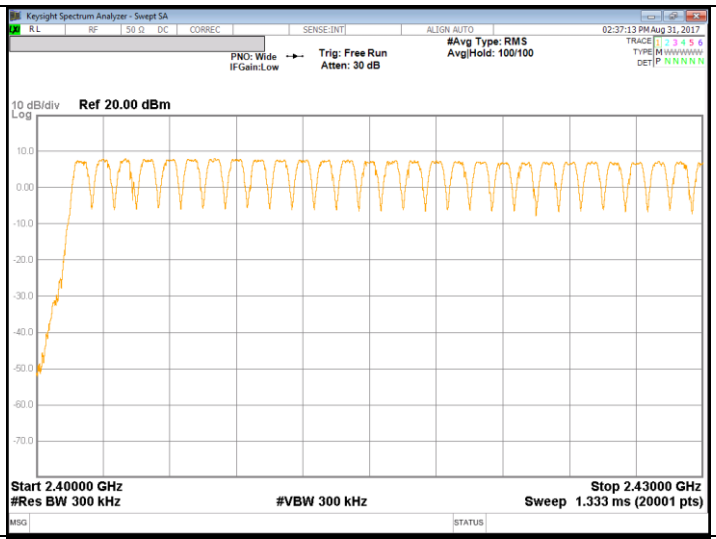
2nd SEGMENT 2430 to 2460 MHz		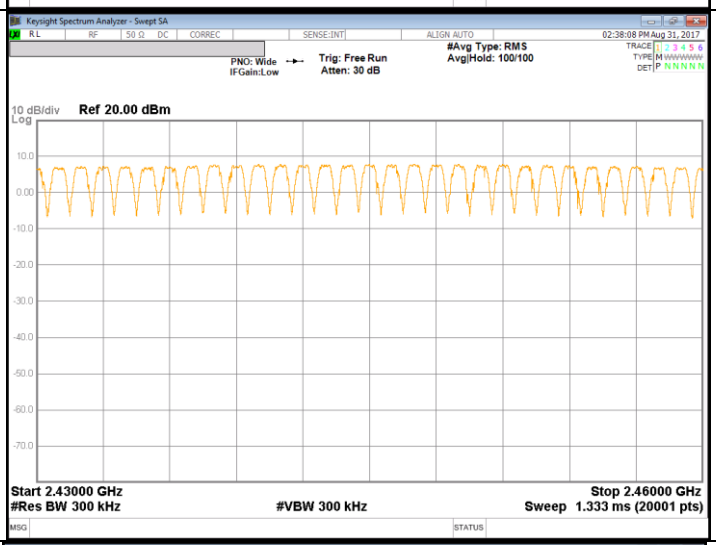
3rd SEGMENT 2460 to 2482 MHz		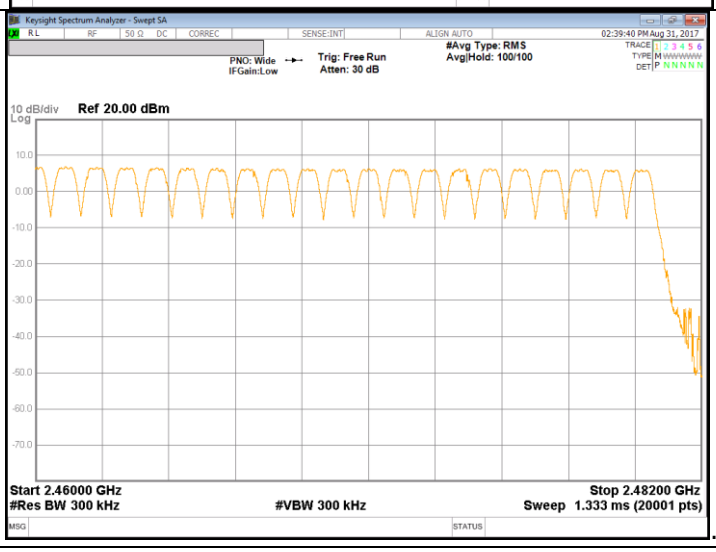

UL Korea, Ltd. Confidential
This report shall not be reproduced except in full, without the written approval of UL Korea, Ltd.

NUMBER OF HOPPING CHANNELS PLOTS[8PSK]

NUMBER OF HOPPING CHANNELS (100 MHZ SPAN)

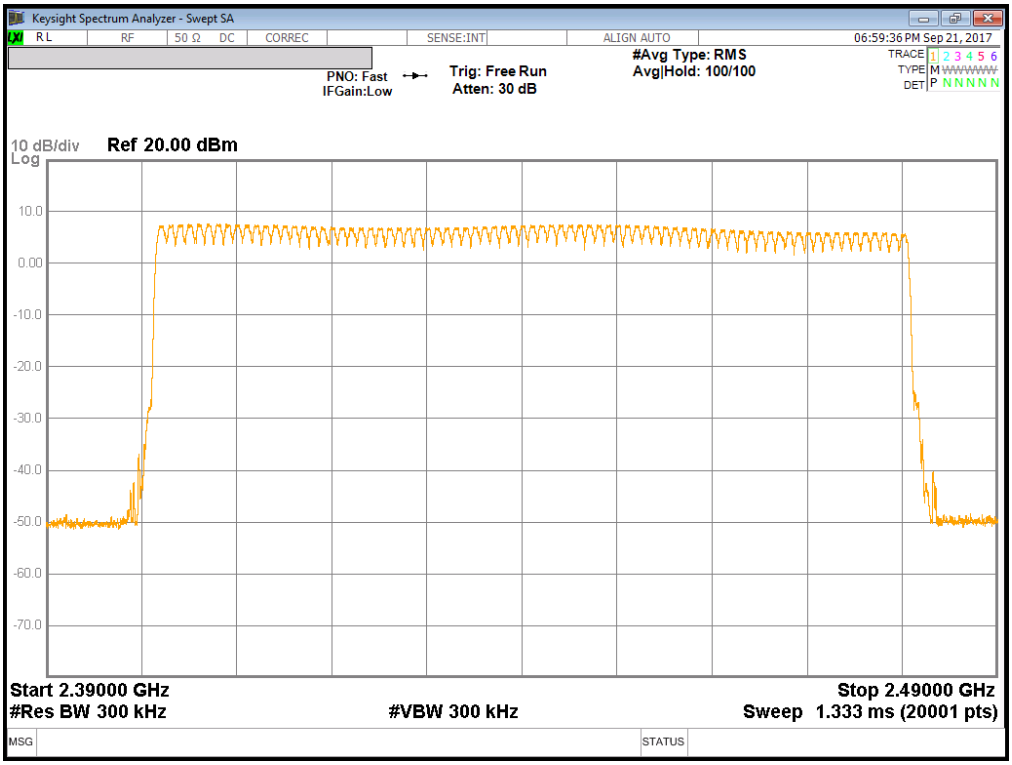

UL Korea, Ltd. Suwon Laboratory FORM ID: FCC_15C
218 Maeyeong-ro, Yeongtong-gu, Suwon-si, Gyeonggi-do, 16675, Korea TEL: (031) 337-9902 FAX: (031) 213-5433
UL Korea, Ltd. Confidential
This report shall not be reproduced except in full, without the written approval of UL Korea, Ltd.

1st SEGMENT 2400 to 2430 MHz		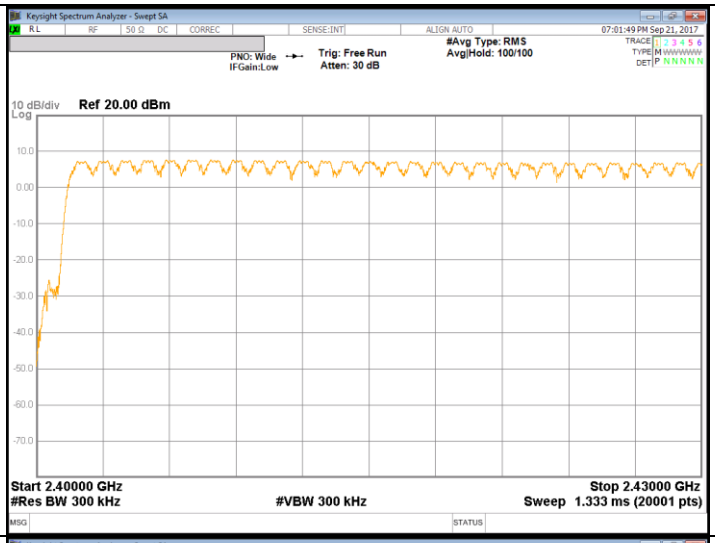	
2nd SEGMENT 2430 to 2460 MHz		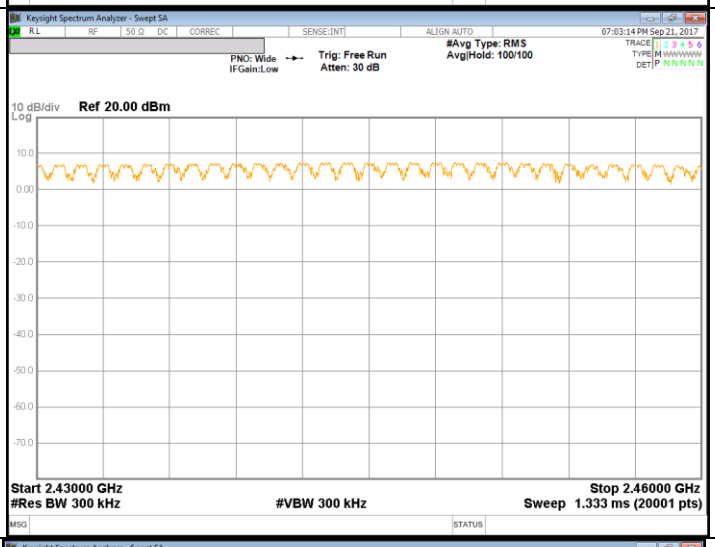	
3rd SEGMENT 2460 to 2482 MHz		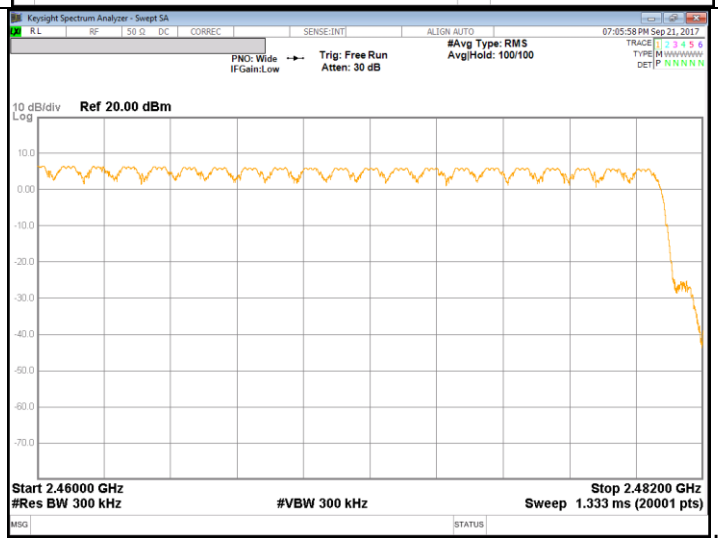	

UL Korea, Ltd. Suwon Laboratory FORM ID: FCC_15C
218 Maeyeong-ro, Yeongtong-gu, Suwon-si, Gyeonggi-do, 16675, Korea TEL: (031) 337-9902 FAX: (031) 213-5433
UL Korea, Ltd. Confidential
This report shall not be reproduced except in full, without the written approval of UL Korea, Ltd.

9.3. AVERAGE TIME OF OCCUPANCY

LIMIT

FCC §15.247 (a) (1) (iii)

The average time of occupancy on any channel shall not be greater than 0.4 seconds within a period of 0.4 seconds multiplied by the number of hopping channels employed.

TEST PROCEDURE

The transmitter output is connected to a spectrum analyzer. The span is set to 0 Hz, centered on a single, selected hopping channel. The width of a single pulse is measured in a fast scan. The number of pulses is measured in a 3.16 second scan, to enable resolution of each occurrence.

The average time of occupancy in the specified 31.6 second period (79 channels * 0.4 s) is equal to 10 * (# of pulses in 3.16 s) * pulse width.

For AFH mode, the average time of occupancy in the specified 8 second period (20 channels * 0.4 seconds) is equal to 10 * (# of pulses in 0.8 s) * pulse width.

RESULTS[GFSK]

	Width [msec]	Pulses in 3.16 seconds	of Occupancy [sec]	[sec]	[sec]
GFSK Normal					
DH1	0.380	32	0.121728	0.4	-0.2783
DH3	1.636	17	0.278120	0.4	-0.1219
DH5	2.884	12	0.346080	0.4	-0.0539
DH Packet	Pulse Width [msec]	Number of Pulses in 0.8 seconds	Average Time of Occupancy [sec]	Limit [sec]	Margin [sec]
GFSK AFH					
DH1	0.380	8	0.030432	0.4	-0.36957
DH3	1.636	4.25	0.069530	0.4	-0.33047
DH5	2.884	3	0.086520	0.4	-0.31348

UL Korea, Ltd. Suwon Laboratory FORM ID: FCC_15C
218 Maeyeong-ro, Yeongtong-gu, Suwon-si, Gyeonggi-do, 16675, Korea TEL: (031) 337-9902 FAX: (031) 213-5433
UL Korea, Ltd. Confidential
This report shall not be reproduced except in full, without the written approval of UL Korea, Ltd.

DH1

DH1 Pulse Width	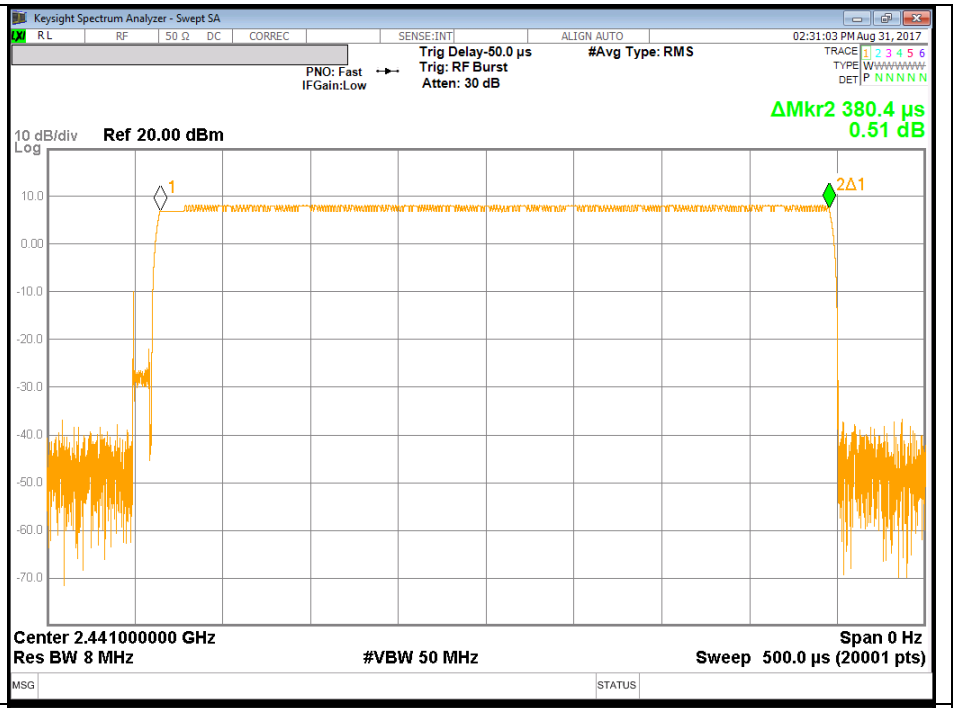
DH1 NUMBER OF PULSES IN 3.16 SECOND OBSERVATION PERIOD	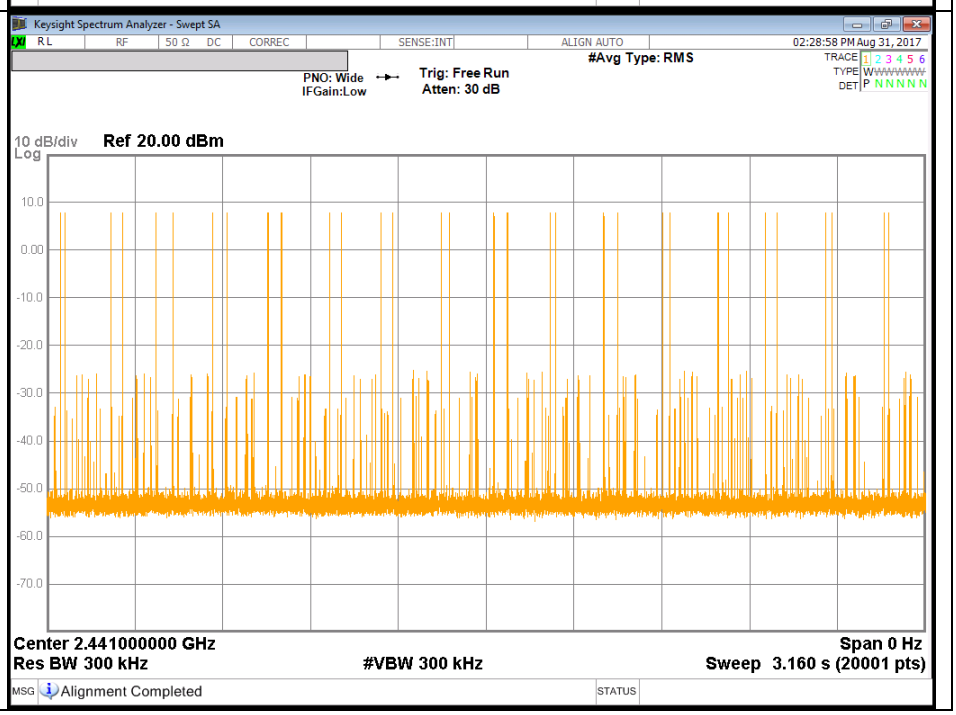

UL Korea, Ltd. Suwon Laboratory FORM ID: FCC_15C
218 Maeyeong-ro, Yeongtong-gu, Suwon-si, Gyeonggi-do, 16675, Korea TEL: (031) 337-9902 FAX: (031) 213-5433
UL Korea, Ltd. Confidential
This report shall not be reproduced except in full, without the written approval of UL Korea, Ltd.

DH3

DH3 Pulse Width	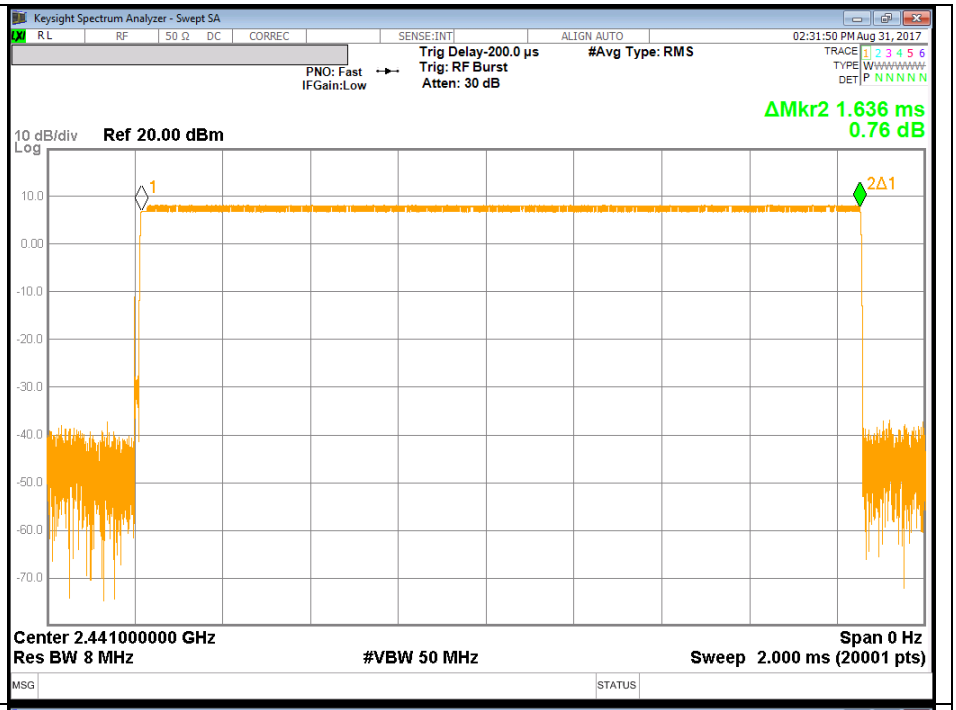
DH3 NUMBER OF PULSES IN 3.16 SECOND OBSERVATION PERIOD	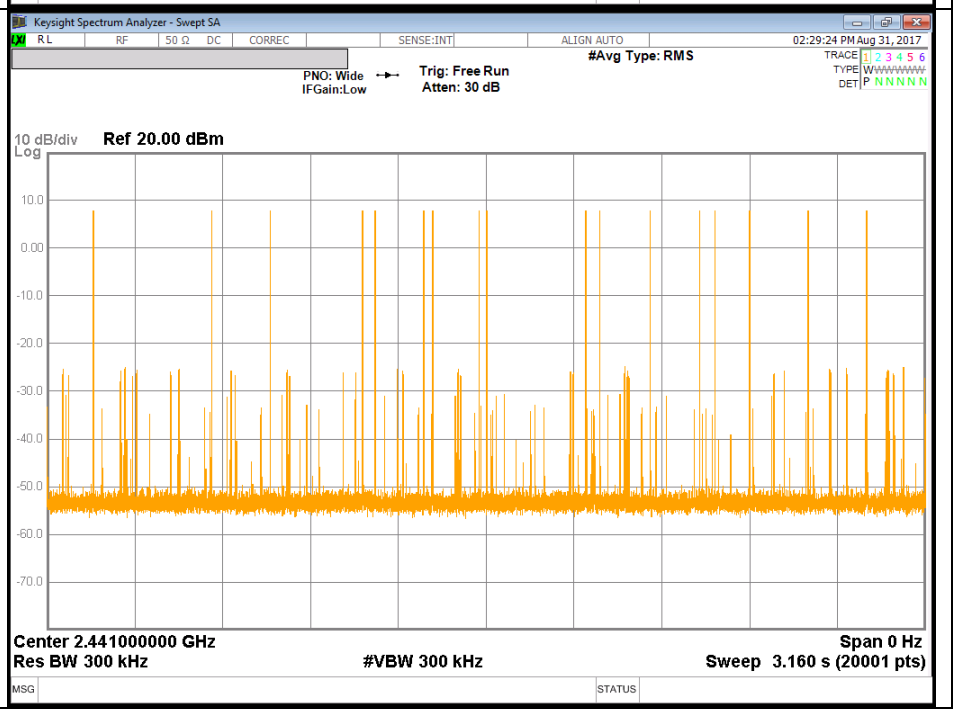

UL Korea, Ltd. Suwon Laboratory FORM ID: FCC_15C
218 Maeyeong-ro, Yeongtong-gu, Suwon-si, Gyeonggi-do, 16675, Korea TEL: (031) 337-9902 FAX: (031) 213-5433
UL Korea, Ltd. Confidential
This report shall not be reproduced except in full, without the written approval of UL Korea, Ltd.

DH5

DH5 Pulse Width	
DH5 NUMBER OF PULSES IN 3.16 SECOND OBSERVATION PERIOD	

UL Korea, Ltd. Suwon Laboratory FORM ID: FCC_15C
218 Maeyeong-ro, Yeongtong-gu, Suwon-si, Gyeonggi-do, 16675, Korea TEL: (031) 337-9902 FAX: (031) 213-5433
UL Korea, Ltd. Confidential
This report shall not be reproduced except in full, without the written approval of UL Korea, Ltd.

RESULTS[8PSK]

DH Packet	Pulse Width [msec]	Number of Pulses in 3.16 seconds	Average Time of Occupancy [sec]	Limit [sec]	Margin [sec]
8PSK Normal					
3DH1	0.394	32	0.125952	0.4	-0.2740
3DH3	1.643	17	0.279310	0.4	-0.1207
3DH5	2.892	12	0.347040	0.4	-0.0530
DH Packet	Pulse Width [msec]	Number of Pulses in 0.8 seconds	Average Time of Occupancy [sec]	Limit [sec]	Margin [sec]
8PSK AFH					
3DH1	0.394	8	0.031488	0.4	-0.36851
3DH3	1.643	4.25	0.069828	0.4	-0.33017
3DH5	2.892	3	0.086760	0.4	-0.31324

UL Korea, Ltd. Suwon Laboratory FORM ID: FCC_15C
218 Maeyeong-ro, Yeongtong-gu, Suwon-si, Gyeonggi-do, 16675, Korea TEL: (031) 337-9902 FAX: (031) 213-5433
UL Korea, Ltd. Confidential
This report shall not be reproduced except in full, without the written approval of UL Korea, Ltd.

3DH1

3DH1 Pulse Width	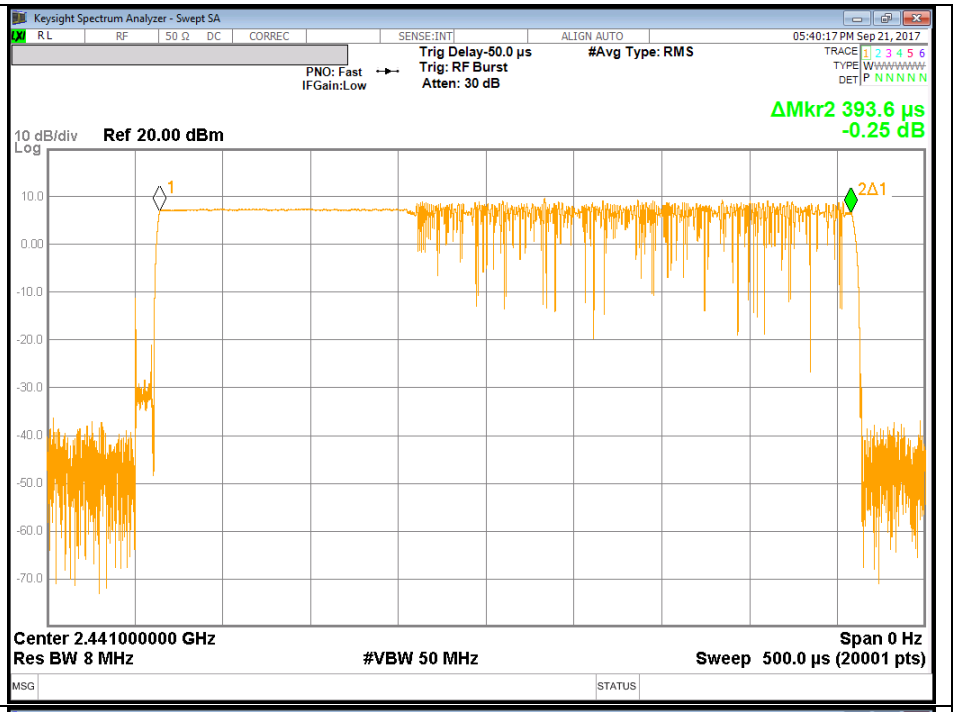
3DH1 NUMBER OF PULSES IN 3.16 SECOND OBSERVATION PERIOD	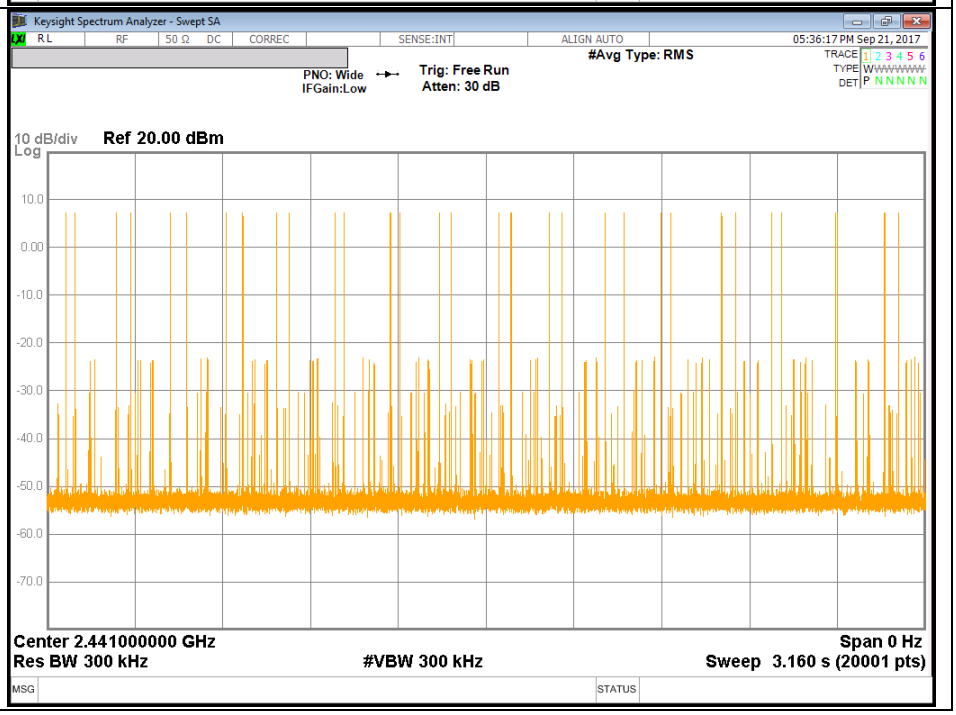

UL Korea, Ltd. Suwon Laboratory FORM ID: FCC_15C
218 Maeyeong-ro, Yeongtong-gu, Suwon-si, Gyeonggi-do, 16675, Korea TEL: (031) 337-9902 FAX: (031) 213-5433
UL Korea, Ltd. Confidential
This report shall not be reproduced except in full, without the written approval of UL Korea, Ltd.

3DH3

3DH3 Pulse Width	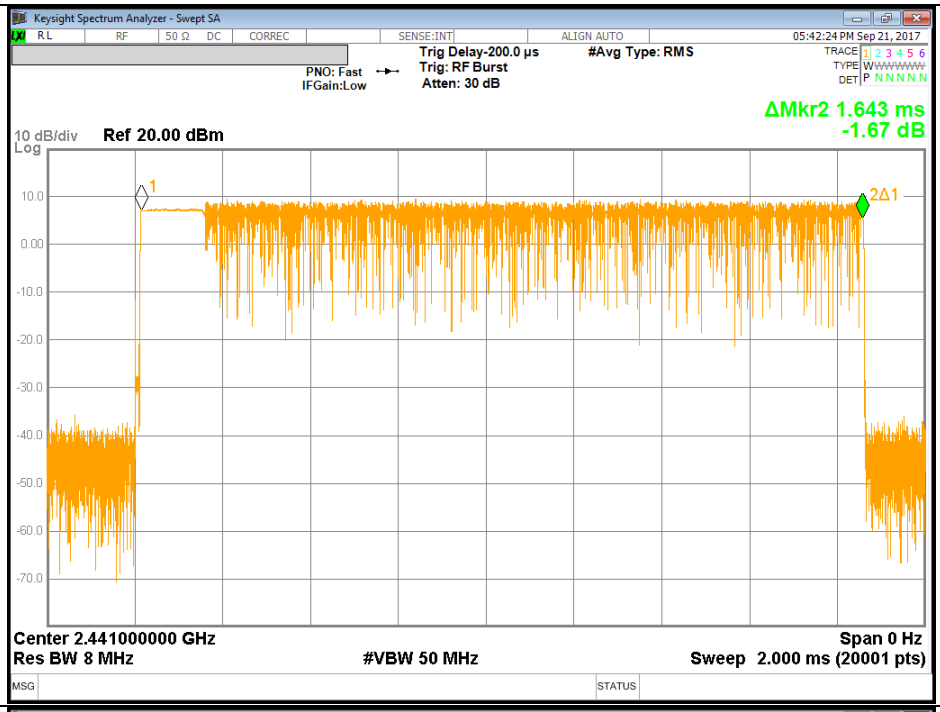
3DH3 NUMBER OF PULSES IN 3.16 SECOND OBSERVATION PERIOD	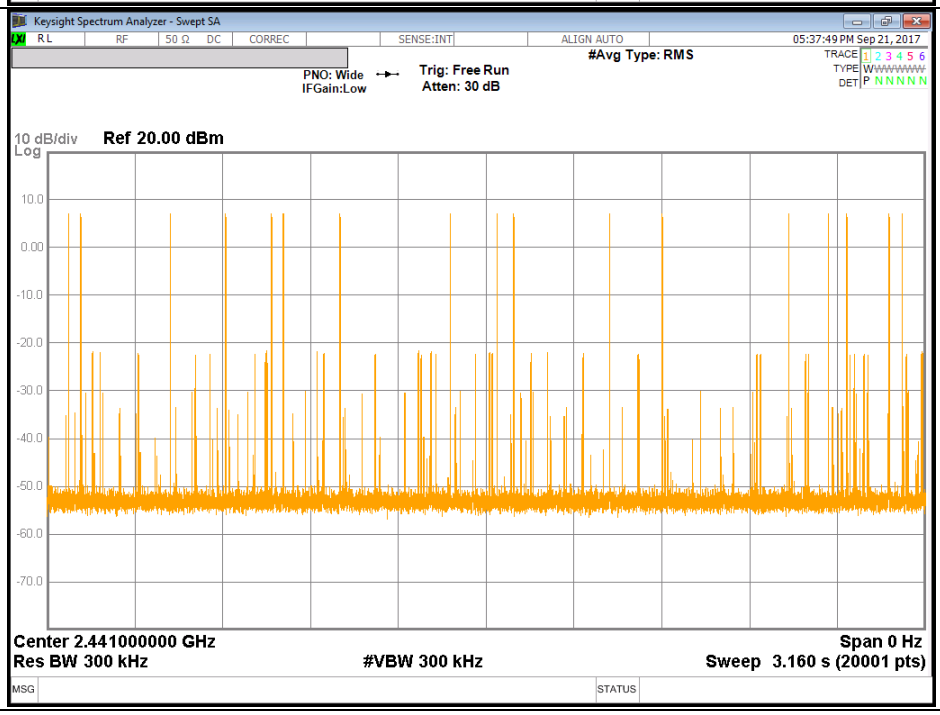

UL Korea, Ltd. Suwon Laboratory FORM ID: FCC_15C
218 Maeyeong-ro, Yeongtong-gu, Suwon-si, Gyeonggi-do, 16675, Korea TEL: (031) 337-9902 FAX: (031) 213-5433
UL Korea, Ltd. Confidential
This report shall not be reproduced except in full, without the written approval of UL Korea, Ltd.

3DH5

3DH5 Pulse Width	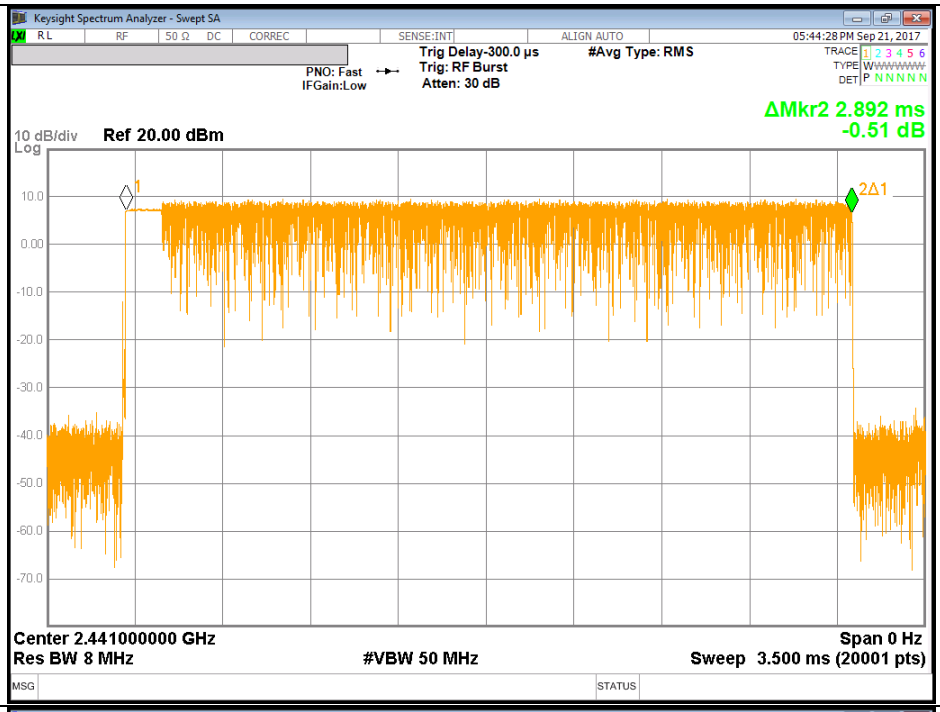
3DH5 NUMBER OF PULSES IN 3.16 SECOND OBSERVATION PERIOD	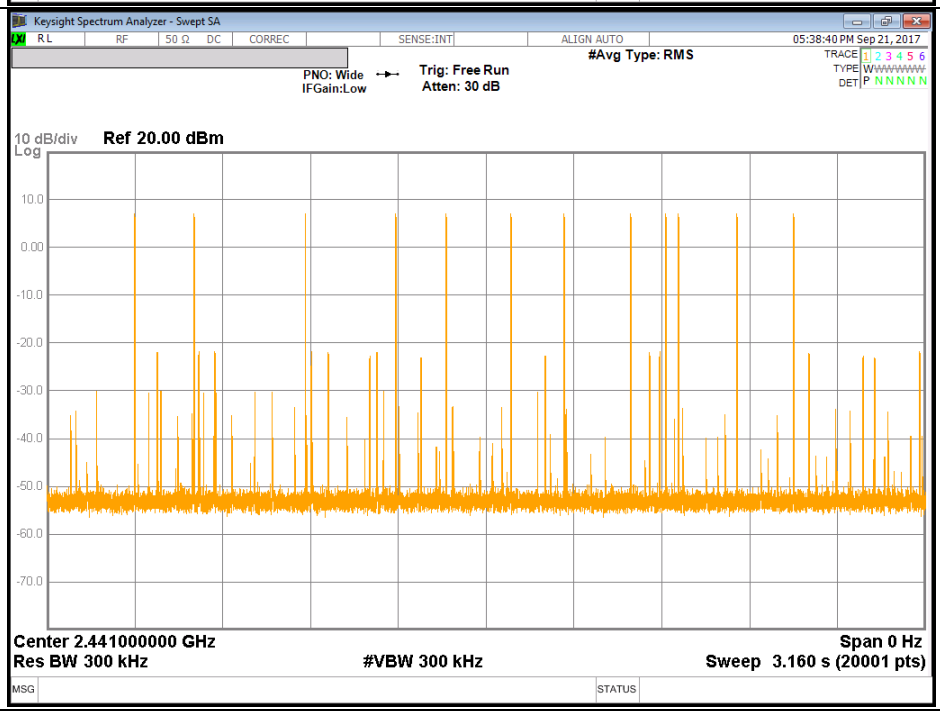

UL Korea, Ltd. Suwon Laboratory FORM ID: FCC_15C
218 Maeyeong-ro, Yeongtong-gu, Suwon-si, Gyeonggi-do, 16675, Korea TEL: (031) 337-9902 FAX: (031) 213-5433
UL Korea, Ltd. Confidential
This report shall not be reproduced except in full, without the written approval of UL Korea, Ltd.

9.4. OUTPUT POWER

LIMIT

§15.247 (b) (1)

The maximum antenna gain is less than 6 dBi, therefore the limit is 21 dBm.

TEST PROCEDURE

DA 00-705: The transmitter output is connected to a spectrum analyzer the analyzer bandwidth is set to a value greater than the 20 dB bandwidth of the EUT.

RESULTS

9.4.1. BASIC DATA RATE GFSK MODULATION

Channel	Frequency [MHz]	Output Power [dBm]	Limit [dBm]	Margin [dB]
Low	2402	8.210	21	-12.79
Middle	2441	8.333	21	-12.667
High	2480	6.420	21	-14.58
Worst		8.333	21	-12.667

9.4.2. ENHANCED DATA RATE Pi/4-DPSK MODULATION

Channel	Frequency [MHz]	Output Power [dBm]	Limit [dBm]	Margin [dB]
Low	2402	8.434	21	-12.566
Middle	2441	8.494	21	-12.506
High	2480	6.596	21	-14.404
Worst		8.494	21	-12.506

9.4.3. ENHANCED DATA RATE 8PSK MODULATION

Channel	Frequency [MHz]	Output Power [dBm]	Limit [dBm]	Margin [dB]
Low	2402	9.128	21	-11.872
Middle	2441	9.283	21	-11.717
High	2480	7.302	21	-13.698
Worst		9.283	21	-11.717

UL Korea, Ltd. Suwon Laboratory FORM ID: FCC_15C
218 Maeyeong-ro, Yeongtong-gu, Suwon-si, Gyeonggi-do, 16675, Korea TEL: (031) 337-9902 FAX: (031) 213-5433
UL Korea, Ltd. Confidential
This report shall not be reproduced except in full, without the written approval of UL Korea, Ltd.

9.4.4. OUTPUT POWER PLOTS

GFSK OUTPUT POWER

GFSK Low CH		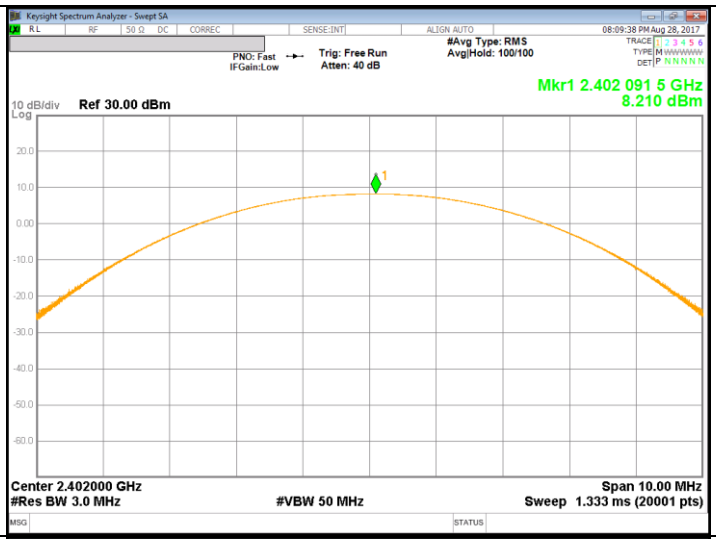	
GFSK Middle CH		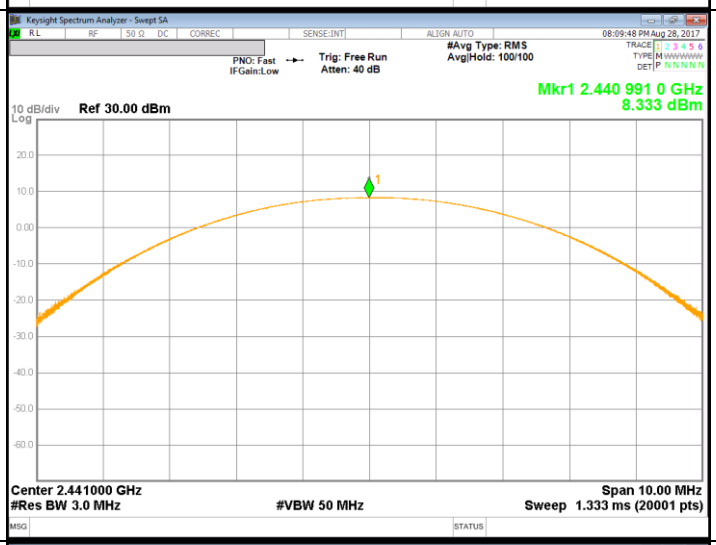	
GFSK High CH		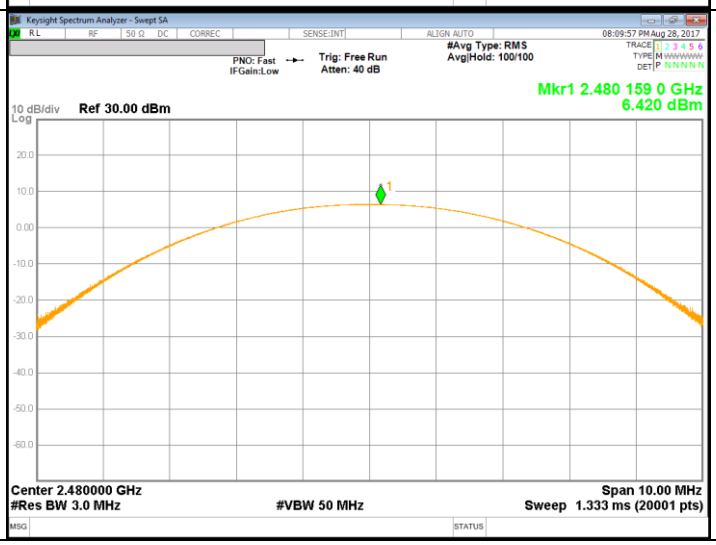	

UL Korea, Ltd. Suwon Laboratory FORM ID: FCC_15C
218 Maeyeong-ro, Yeongtong-gu, Suwon-si, Gyeonggi-do, 16675, Korea TEL: (031) 337-9902 FAX: (031) 213-5433
UL Korea, Ltd. Confidential
This report shall not be reproduced except in full, without the written approval of UL Korea, Ltd.

Pi/4-DPSK OUTPUT POWER

Pi/4-DPSK Low CH		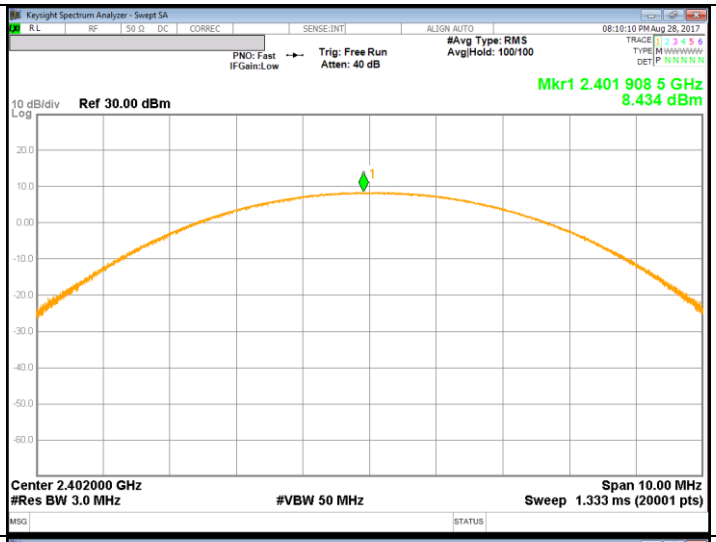	
Pi/4-DPSK Middle CH		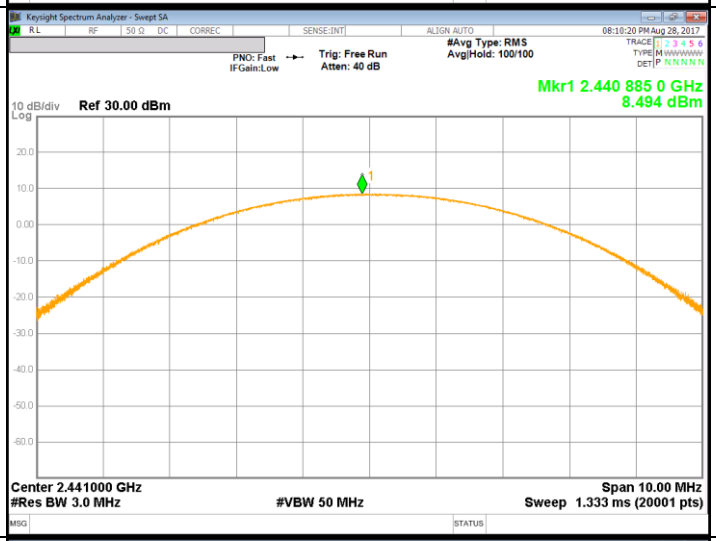	
Pi/4-DPSK High CH		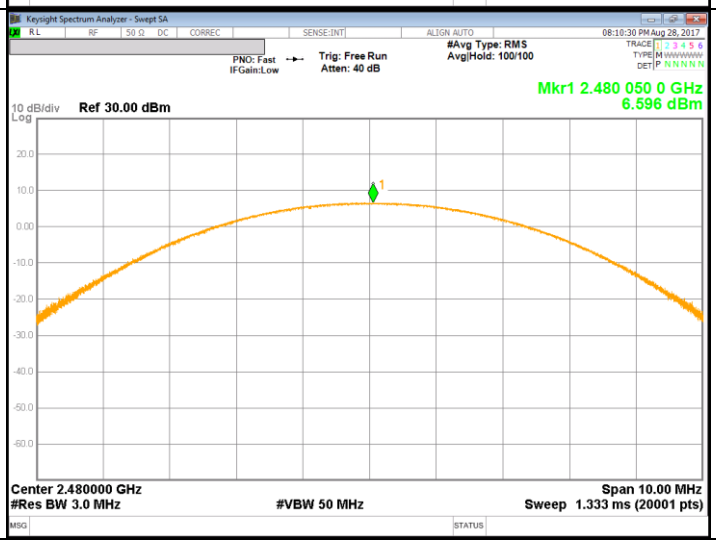	

UL Korea, Ltd. Confidential
This report shall not be reproduced except in full, without the written approval of UL Korea, Ltd.

8PSK OUTPUT POWER

8PSK Low CH		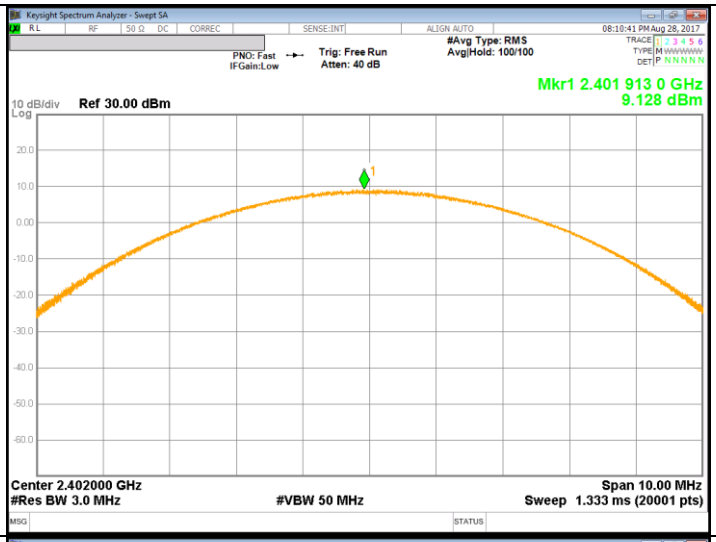	
8PSK Middle CH		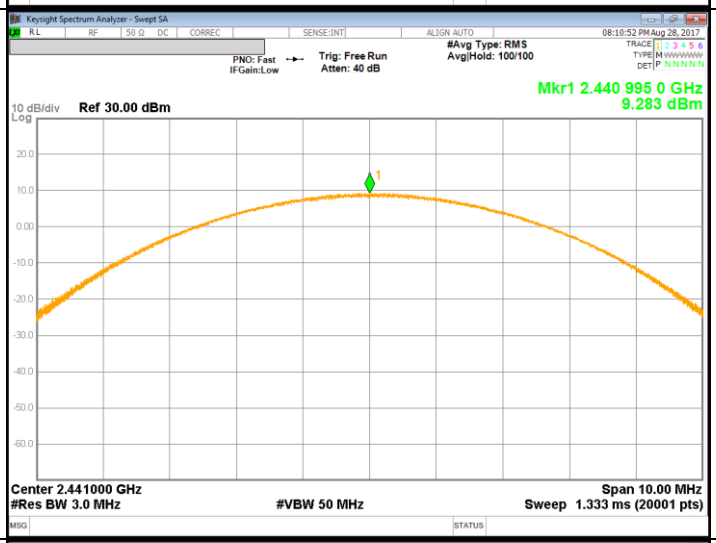	
8PSK High CH		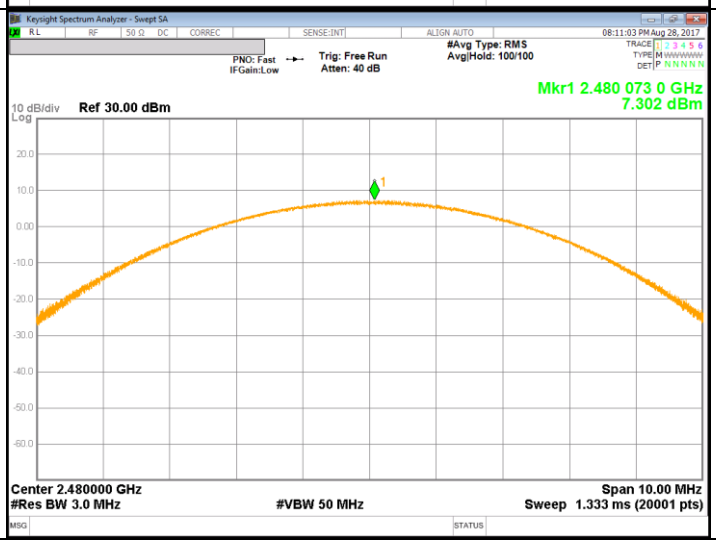	

UL Korea, Ltd. Confidential
This report shall not be reproduced except in full, without the written approval of UL Korea, Ltd.

9.5. AVERAGE POWER

LIMIT

None; for reporting purposes only.

TEST PROCEDURE

DA 00-705: The transmitter output is connected to a power meter.

RESULTS

The cable assembly insertion loss was entered as an offset in the power meter to allow for direct reading of power.

9.5.1. BASIC DATA RATE GFSK MODULATION

Channel	Frequency [MHz]	AV power [dBm]	AV power [mW]
Low	2402	7.486	5.61
Middle	2441	7.596	5.75
High	2480	5.772	3.78

9.5.2. DATA RATE PI/4-DQPSK MODULATION

Channel	Frequency [MHz]	AV power [dBm]	AV power [mW]
Low	2402	6.112	4.09
Middle	2441	6.262	4.23
High	2480	4.540	2.84

9.5.3. ENHANCED DATA RATE 8PSK MODULATION

Channel	Frequency [MHz]	AV power [dBm]	AV power [mW]
Low	2402	6.145	4.12
Middle	2441	6.271	4.24
High	2480	4.554	2.85

UL Korea, Ltd. Suwon Laboratory FORM ID: FCC_15C
218 Maeyeong-ro, Yeongtong-gu, Suwon-si, Gyeonggi-do, 16675, Korea TEL: (031) 337-9902 FAX: (031) 213-5433
UL Korea, Ltd. Confidential
This report shall not be reproduced except in full, without the written approval of UL Korea, Ltd.

9.6. CONDUCTED SPURIOUS EMISSIONS

LIMITS

FCC §15.247 (d)

Limit = -20 dBc

TEST PROCEDURE

The transmitter output is connected to a spectrum analyzer. The resolution bandwidth is set to 100 kHz. The video bandwidth is set to 300 kHz.

The spectrum from 30 MHz to 26 GHz is investigated with the transmitter set to the lowest, middle, and highest channels.

The bandedges at 2.4 and 2.4835 GHz are investigated with the transmitter set to the normal hopping mode.

RESULTS

UL Korea, Ltd. Suwon Laboratory FORM ID: FCC_15C
218 Maeyeong-ro, Yeongtong-gu, Suwon-si, Gyeonggi-do, 16675, Korea TEL: (031) 337-9902 FAX: (031) 213-5433
UL Korea, Ltd. Confidential
This report shall not be reproduced except in full, without the written approval of UL Korea, Ltd.

9.6.1. BASIC DATA RATE GFSK MODULATION

GFSK Mode

[GFSK] Low Channel BandEdge

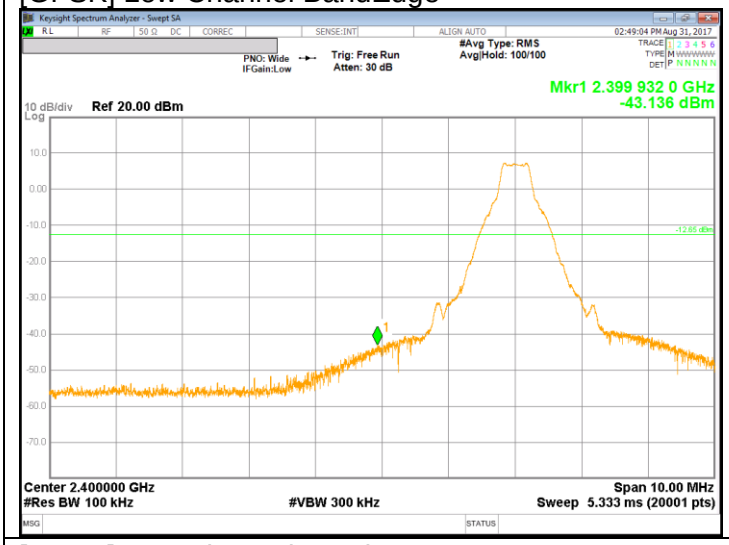

[GFSK] Low Channel Spurious

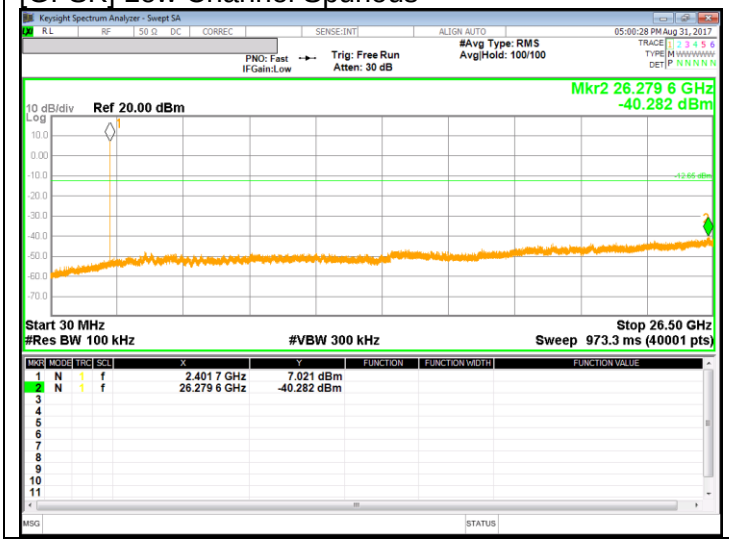

UL Korea, Ltd. Suwon Laboratory FORM ID: FCC_15C
218 Maeyeong-ro, Yeongtong-gu, Suwon-si, Gyeonggi-do, 16675, Korea TEL: (031) 337-9902 FAX: (031) 213-5433
UL Korea, Ltd. Confidential
This report shall not be reproduced except in full, without the written approval of UL Korea, Ltd.

[GFSK] Mid Channel BandEdge

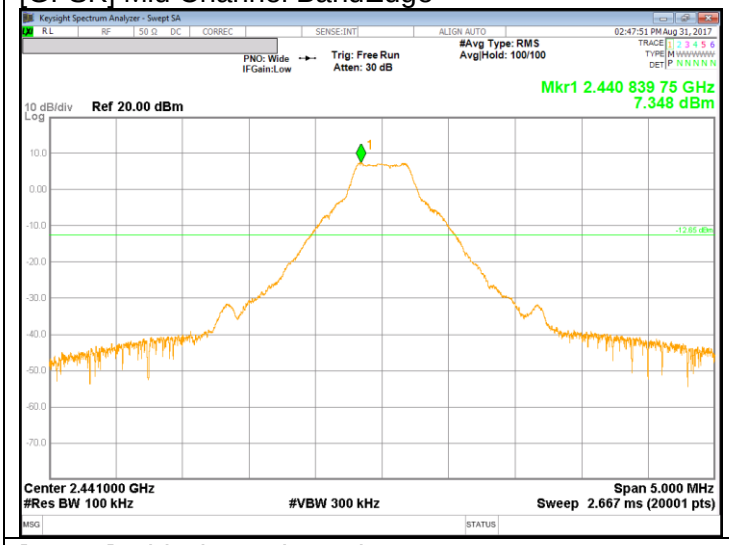

[GFSK] Mid Channel Spurious

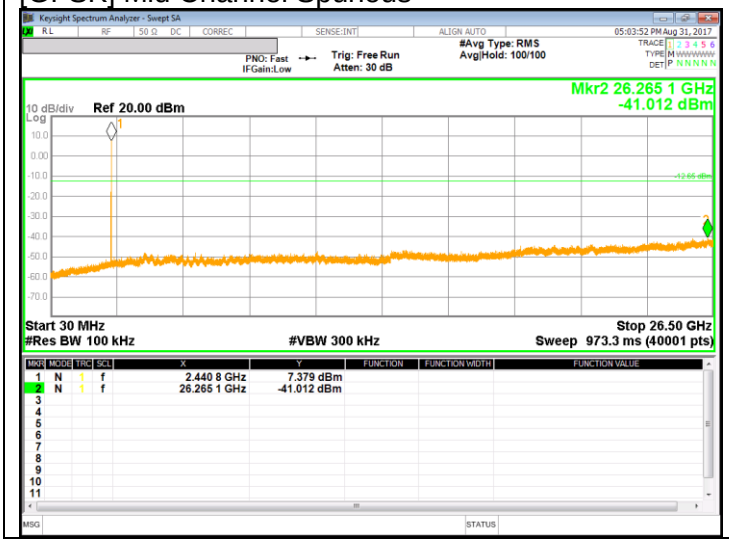

UL Korea, Ltd. Suwon Laboratory FORM ID: FCC_15C
218 Maeyeong-ro, Yeongtong-gu, Suwon-si, Gyeonggi-do, 16675, Korea TEL: (031) 337-9902 FAX: (031) 213-5433
UL Korea, Ltd. Confidential
This report shall not be reproduced except in full, without the written approval of UL Korea, Ltd.

[GFSK] High Channel BandEdge

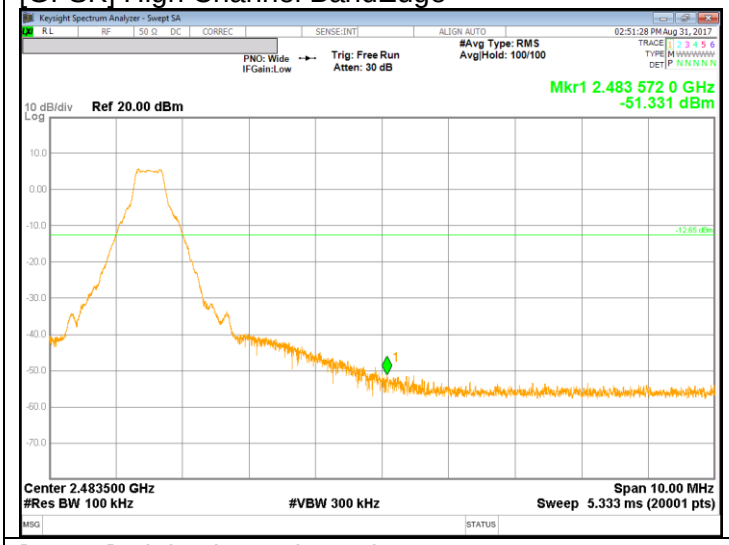

[GFSK] High Channel Spurious

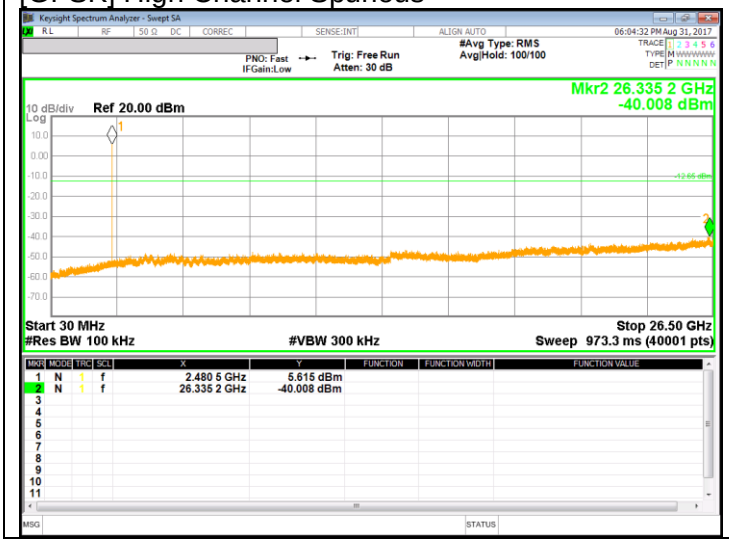

UL Korea, Ltd. Suwon Laboratory FORM ID: FCC_15C
218 Maeyeong-ro, Yeongtong-gu, Suwon-si, Gyeonggi-do, 16675, Korea TEL: (031) 337-9902 FAX: (031) 213-5433
UL Korea, Ltd. Confidential
This report shall not be reproduced except in full, without the written approval of UL Korea, Ltd.

BandEdge Emission at GFSK Hopping Mode

[GFSK Hopping Mode] Low Channel BandEdge

[GFSK Hopping Mode] High Channel BandEdge

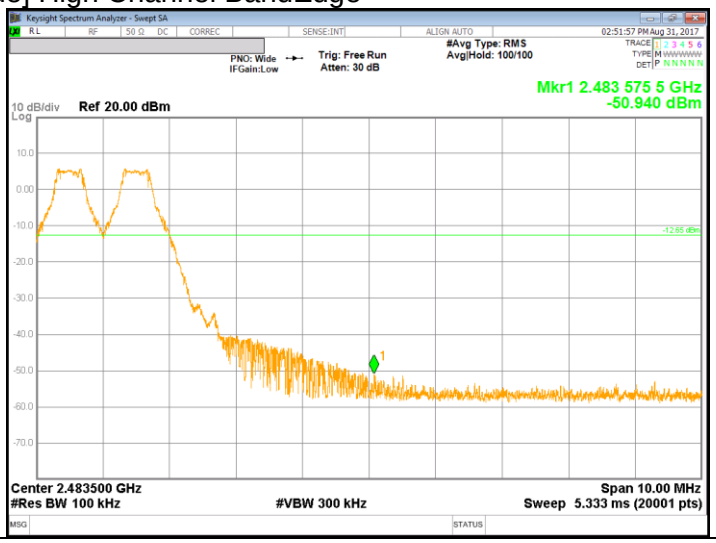

UL Korea, Ltd. Suwon Laboratory FORM ID: FCC_15C
218 Maeyeong-ro, Yeongtong-gu, Suwon-si, Gyeonggi-do, 16675, Korea TEL: (031) 337-9902 FAX: (031) 213-5433
UL Korea, Ltd. Confidential
This report shall not be reproduced except in full, without the written approval of UL Korea, Ltd.

PI/4-DQPSK Mode

[PI/4-DQPSK] Low Channel BandEdge

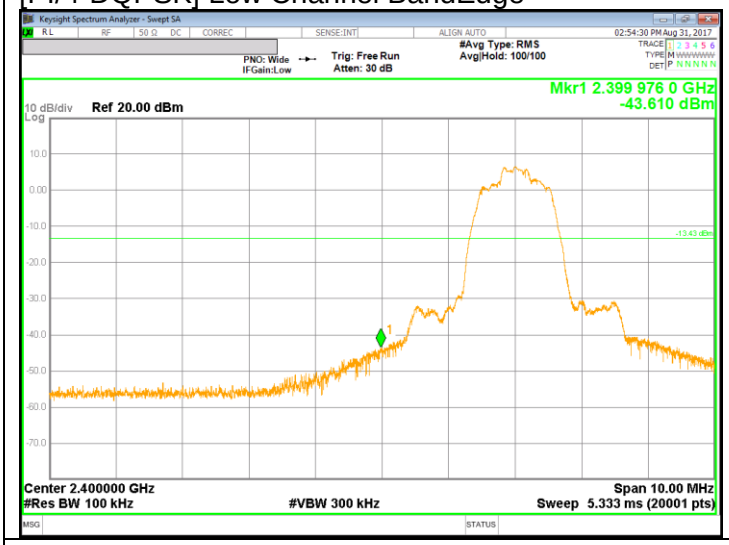

[PI/4-DQPSK] Low Channel Spurious

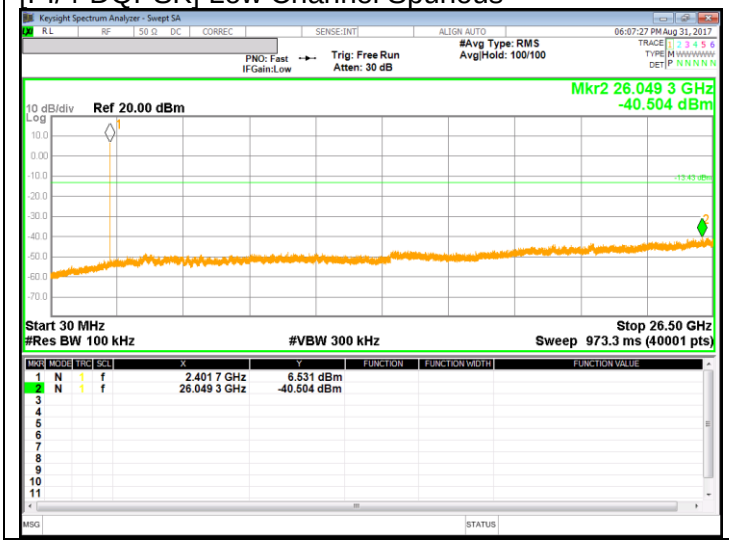

UL Korea, Ltd. Suwon Laboratory FORM ID: FCC_15C
218 Maeyeong-ro, Yeongtong-gu, Suwon-si, Gyeonggi-do, 16675, Korea TEL: (031) 337-9902 FAX: (031) 213-5433
UL Korea, Ltd. Confidential
This report shall not be reproduced except in full, without the written approval of UL Korea, Ltd.

[PI/4-DQPSK] Mid Channel BandEdge

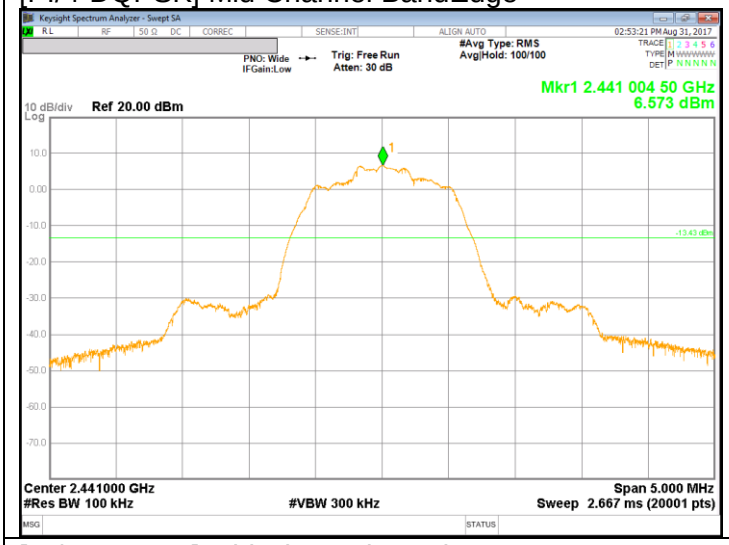

[PI/4-DQPSK] Mid Channel Spurious

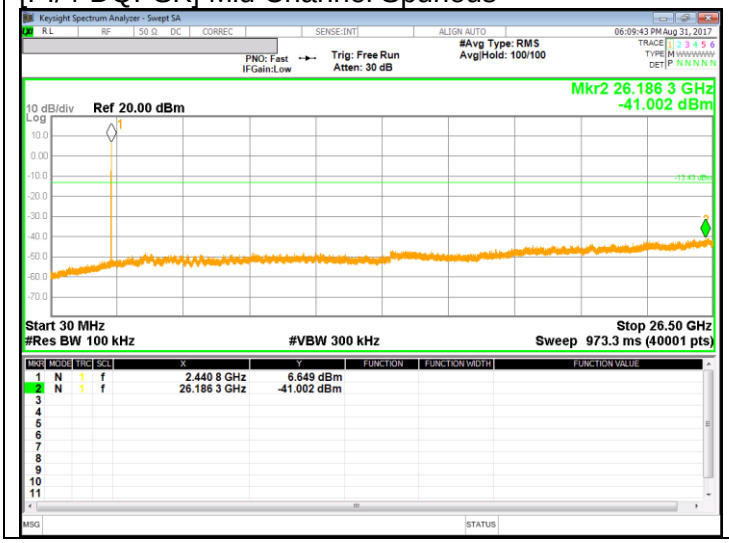

UL Korea, Ltd. Suwon Laboratory FORM ID: FCC_15C
218 Maeyeong-ro, Yeongtong-gu, Suwon-si, Gyeonggi-do, 16675, Korea TEL: (031) 337-9902 FAX: (031) 213-5433
UL Korea, Ltd. Confidential
This report shall not be reproduced except in full, without the written approval of UL Korea, Ltd.

[PI/4-DQPSK] High Channel BandEdge

[PI/4-DQPSK] High Channel Spurious

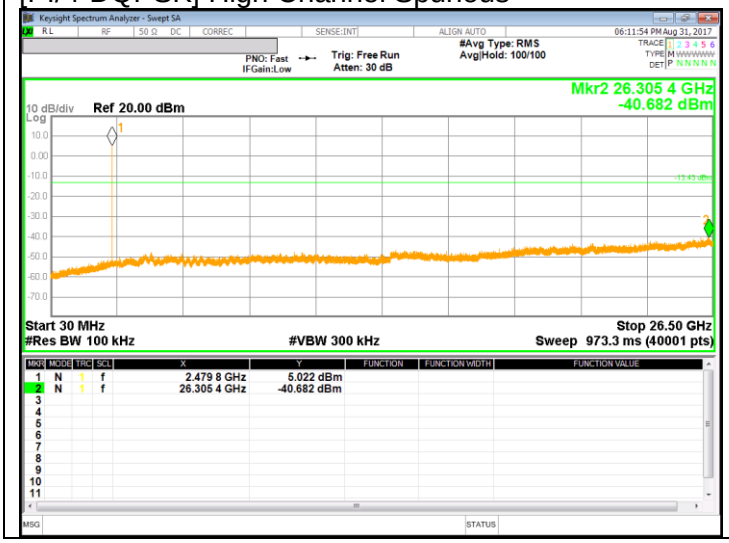

UL Korea, Ltd. Suwon Laboratory FORM ID: FCC_15C
218 Maeyeong-ro, Yeongtong-gu, Suwon-si, Gyeonggi-do, 16675, Korea TEL: (031) 337-9902 FAX: (031) 213-5433
UL Korea, Ltd. Confidential
This report shall not be reproduced except in full, without the written approval of UL Korea, Ltd.

BandEdge Emission at PI/4-DQPSK Hopping Mode

[PI/4-DQPSK Hopping Mode] Low Channel BandEdge

[PI/4-DQPSK Hopping Mode] High Channel BandEdge

UL Korea, Ltd. Suwon Laboratory FORM ID: FCC_15C
218 Maeyeong-ro, Yeongtong-gu, Suwon-si, Gyeonggi-do, 16675, Korea TEL: (031) 337-9902 FAX: (031) 213-5433
UL Korea, Ltd. Confidential
This report shall not be reproduced except in full, without the written approval of UL Korea, Ltd.

8PSK Mode

[8PSK] Low Channel BandEdge

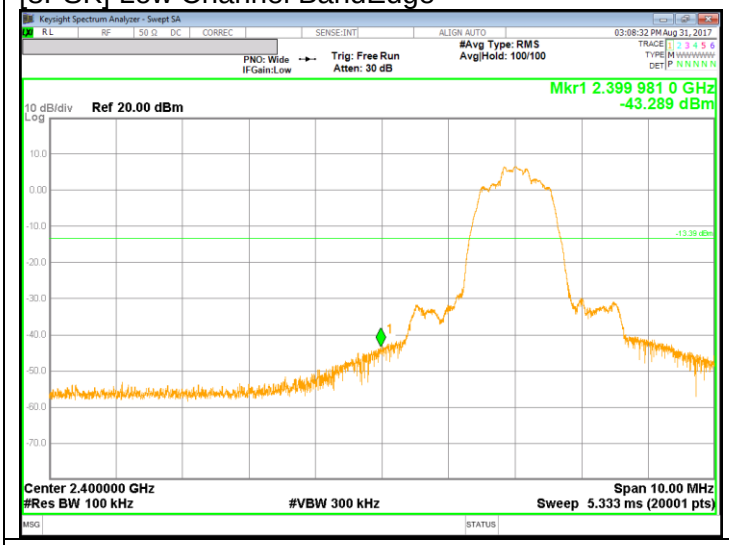

[8PSK] Low Channel Spurious

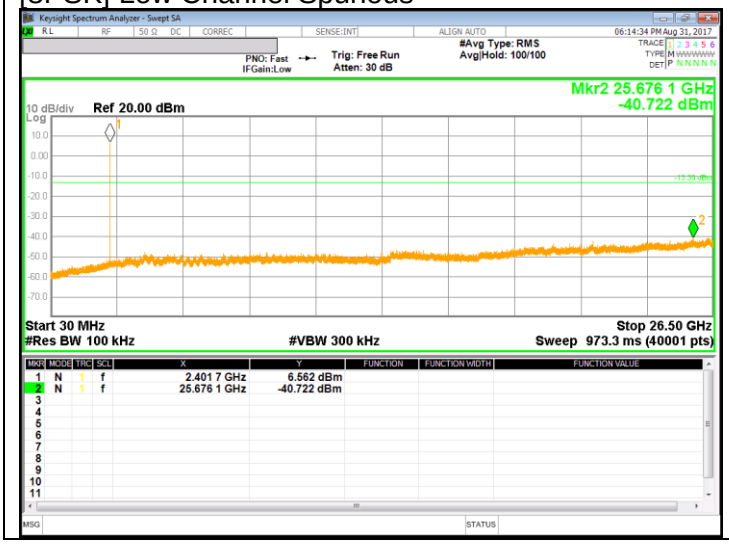

UL Korea, Ltd. Suwon Laboratory FORM ID: FCC_15C
218 Maeyeong-ro, Yeongtong-gu, Suwon-si, Gyeonggi-do, 16675, Korea TEL: (031) 337-9902 FAX: (031) 213-5433
UL Korea, Ltd. Confidential
This report shall not be reproduced except in full, without the written approval of UL Korea, Ltd.

[8PSK] Mid Channel BandEdge

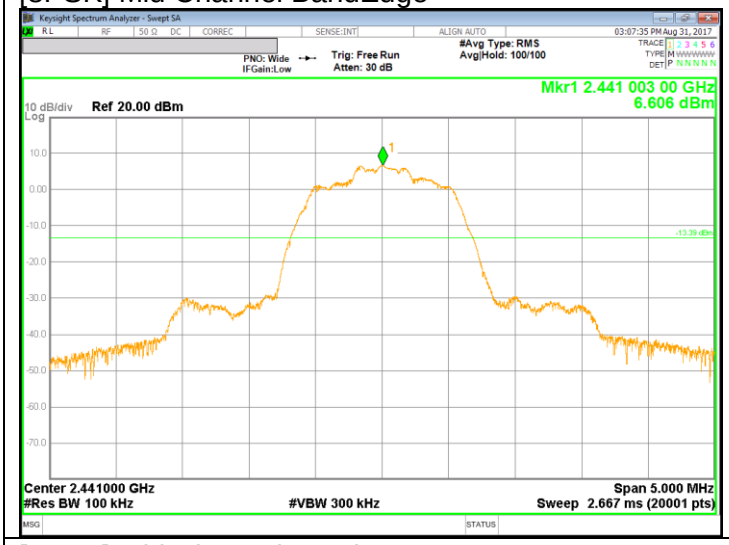

[8PSK] Mid Channel Spurious

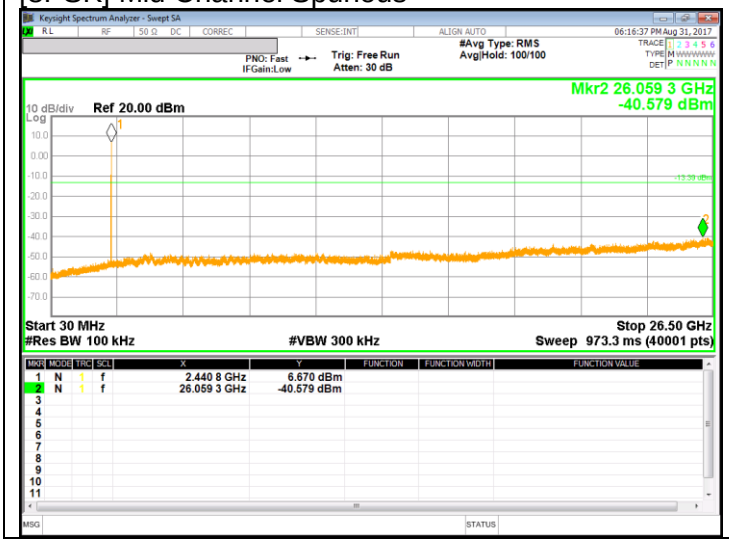

UL Korea, Ltd. Suwon Laboratory FORM ID: FCC_15C
218 Maeyeong-ro, Yeongtong-gu, Suwon-si, Gyeonggi-do, 16675, Korea TEL: (031) 337-9902 FAX: (031) 213-5433
UL Korea, Ltd. Confidential
This report shall not be reproduced except in full, without the written approval of UL Korea, Ltd.

[8PSK] High Channel BandEdge

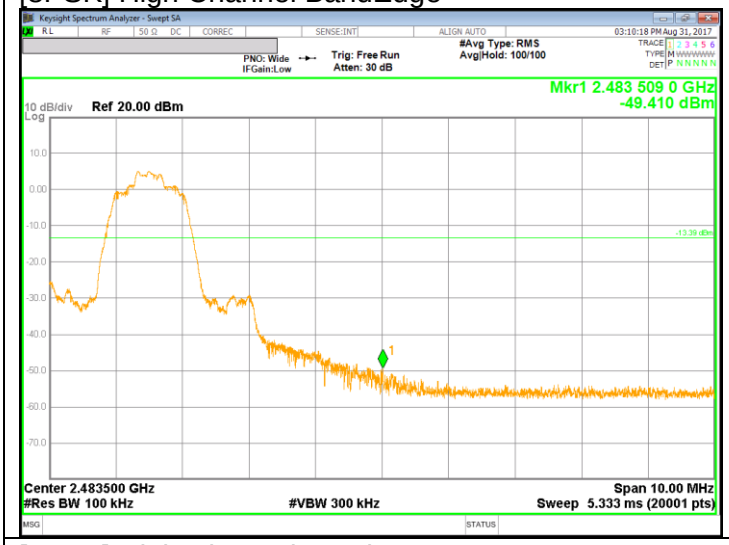

[8PSK] High Channel Spurious

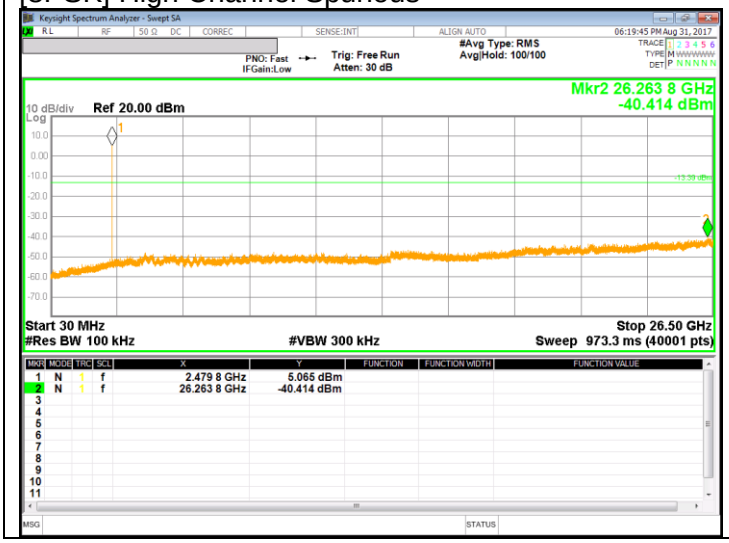

UL Korea, Ltd. Suwon Laboratory FORM ID: FCC_15C
218 Maeyeong-ro, Yeongtong-gu, Suwon-si, Gyeonggi-do, 16675, Korea TEL: (031) 337-9902 FAX: (031) 213-5433
UL Korea, Ltd. Confidential
This report shall not be reproduced except in full, without the written approval of UL Korea, Ltd.

BandEdge Emission at 8PSK Hopping Mode

[8PSK Hopping Mode] Low Channel BandEdge

[8PSK Hopping Mode] High Channel BandEdge

UL Korea, Ltd. Suwon Laboratory FORM ID: FCC_15C
218 Maeyeong-ro, Yeongtong-gu, Suwon-si, Gyeonggi-do, 16675, Korea TEL: (031) 337-9902 FAX: (031) 213-5433
UL Korea, Ltd. Confidential
This report shall not be reproduced except in full, without the written approval of UL Korea, Ltd.

10. RADIATED TEST RESULTS

10.1. LIMITS AND PROCEDURE

LIMITS

FCC §15.205 and §15.209

Limits for radiated disturbance of an intentional radiator		
Frequency range (MHz)	Limits (µV/m)	Measurement Distance (m)
0.009 – 0.490	2400 / F (kHz)	300
0.490 – 1.705	24000 / F (kHz)	30
1.705 – 30.0	30	30
30 – 88	100**	3
88 - 216	150**	3
216 – 960	200**	3
Above 960	500	3

** Except as provided in paragraph (g), fundamental emissions from intentional radiators operating under this section shall not be located in the frequency bands 54-72 MHz, 76-88 MHz, 174-216 MHz or 470-806 MHz. However, operation within these frequency bands is permitted under other sections of this part, e.g. §§ 15.231 and 15.241.

UL Korea, Ltd. Confidential
This report shall not be reproduced except in full, without the written approval of UL Korea, Ltd.

TEST PROCEDURE

The EUT is placed on a non-conducting table 80 cm above the ground plane for below 1GHz and 150 cm for above 1GHz. The EUT is configured in accordance with ANSI C63.10. The EUT is set to transmit in a continuous mode.

For measurements below 1 GHz the resolution bandwidth is set to 100 kHz for peak detection measurements or 120 kHz for quasi-peak detection measurements. Peak detection is used unless otherwise noted as quasi-peak.

For measurements above 1 GHz the resolution bandwidth is set to 1 MHz; the video bandwidth is set to 3 MHz for peak measurements.(Pre-scans to detect harmonic and spurious emissions, the resolution bandwidth is set to 1 MHz; the video bandwidth is set to 30 KHz for peak measurements.)

For band edge measurements above 1 GHz the resolution bandwidth is set to 1 MHz, then the video bandwidth is set to 3 MHz for peak measurements and 1/T (on time) for average measurement.

GFSK = 1/T = 1 / 0.0029S = 350Hz.

The minimum VBW was 350Hz, but test receiver(ESU40) couldn't set value 350Hz. Due to this reason, testing VBW was set to 500Hz(Worst cases).

The spectrum from 1GHz to 26 GHz is investigated with the transmitter set to the lowest, middle, and highest channels in the 2.4 GHz band.
(From 30MHz to 1GHz, test was performed with the EUT set to transmit at the channel with highest output power)

The frequency range of interest is monitored at a fixed antenna height and EUT azimuth. The EUT is rotated through 360 degrees to maximize emissions received. The antenna is scanned from 1 to 4 meters above the ground plane to further maximize the emission. Measurements are made with the antenna polarized in both the vertical and the horizontal positions.

Note : Emission was pre-scanned from 9KHz to 30MHz; No emissions were detected which was at least 20dB below the specification limit (consider distance correction factor).
Per FCC part 15.31(o), test results were not reported.

UL Korea, Ltd. Suwon Laboratory FORM ID: FCC_15C
218 Maeyeong-ro, Yeongtong-gu, Suwon-si, Gyeonggi-do, 16675, Korea TEL: (031) 337-9902 FAX: (031) 213-5433
UL Korea, Ltd. Confidential
This report shall not be reproduced except in full, without the written approval of UL Korea, Ltd.

10.2. TRANSMITTER ABOVE 1 GHz

10.2.1. BASIC DATA RATE GFSK MODULATION

RESTRICTED BANDEDGE (LOW CHANNEL)

HORIZONTAL PEAK AND AVERAGE PLOT

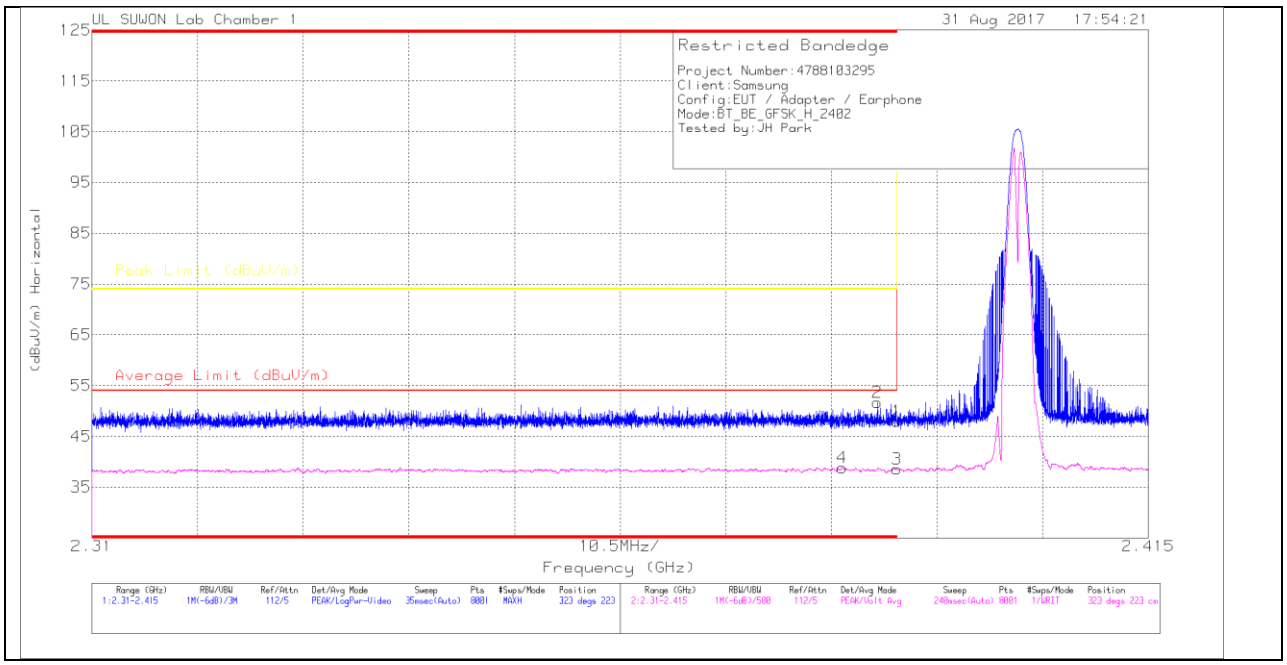

HORIZONTAL DATA

Trace Markers

Marker	Frequency (GHz)	Meter Reading (dBuV)	Det	20170531_3117_00168717	10dB_ATT (dB)_170809	Corrected Reading (dBuV/m)	Average Limit (dBuV/m)	Margin (dB)	Peak Limit (dBuV/m)	PK Margin (dB)	Azimuth (Degs)	Height (cm)	Polarity
1	* 2.39	42.41	Pk	31.3	-25.7	48.01	-	-	74	-25.99	323	223	H
2	* 2.388	46.12	Pk	31.3	-25.7	51.72	-	-	74	-22.28	323	223	H
3	* 2.39	32.93	VA1T	31.3	-25.7	38.53	54	-15.47	-	-	323	223	H
4	* 2.385	33.24	VA1T	31.3	-25.7	38.84	54	-15.16	-	-	323	223	H

* - indicates frequency in CFR15.205/IC7.2.2 Restricted Band

Pk - Peak detector

VA1T - FHSS: Linear Voltage Average VB=1/Ton where: Ton is transmit duration

UL Korea, Ltd. Suwon Laboratory FORM ID: FCC_15C
218 Maeyeong-ro, Yeongtong-gu, Suwon-si, Gyeonggi-do, 16675, Korea TEL: (031) 337-9902 FAX: (031) 213-5433
UL Korea, Ltd. Confidential
This report shall not be reproduced except in full, without the written approval of UL Korea, Ltd.

VERTICAL PEAK AND AVERAGE PLOT

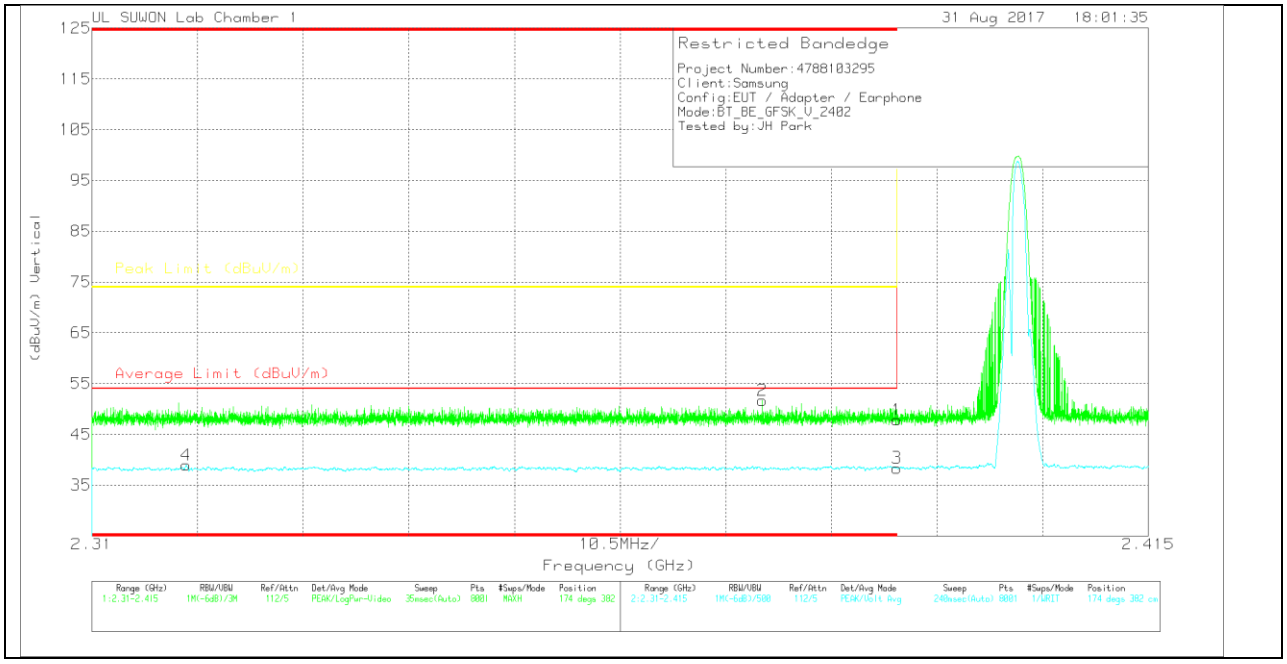

VERTICAL DATA

Trace Markers

Marker	Frequency (GHz)	Meter Reading (dBuV)	Det	20170531 _3117_00 168717	10dB_ATT (dB)_1708 09	Corrected Reading (dBuV/m)	Average Limit (dBuV/m)	Margin (dB)	Peak Limit (dBuV/m)	PK Margin (dB)	Azimuth (Degs)	Height (cm)	Polarity
1	* 2.39	42.28	Pk	31.3	-25.7	47.88	-	-	74	-26.12	174	382	V
2	* 2.377	46.2	Pk	31.3	-25.8	51.7	-	-	74	-22.3	174	382	V
3	* 2.39	32.79	VA1T	31.3	-25.7	38.39	54	-15.61	-	-	174	382	V
4	* 2.319	33.5	VA1T	31.2	-25.8	38.9	54	-15.1	-	-	174	382	V

* - indicates frequency in CFR15.205/IC7.2.2 Restricted Band

Pk - Peak detector

VA1T - FHSS: Linear Voltage Average VB=1/Ton where: Ton is transmit duration

UL Korea, Ltd. Suwon Laboratory FORM ID: FCC_15C
218 Maeyeong-ro, Yeongtong-gu, Suwon-si, Gyeonggi-do, 16675, Korea TEL: (031) 337-9902 FAX: (031) 213-5433
UL Korea, Ltd. Confidential
This report shall not be reproduced except in full, without the written approval of UL Korea, Ltd.

AUTHORIZED BANDEDGE (HIGH CHANNEL)

HORIZONTAL PEAK AND AVERAGE PLOT

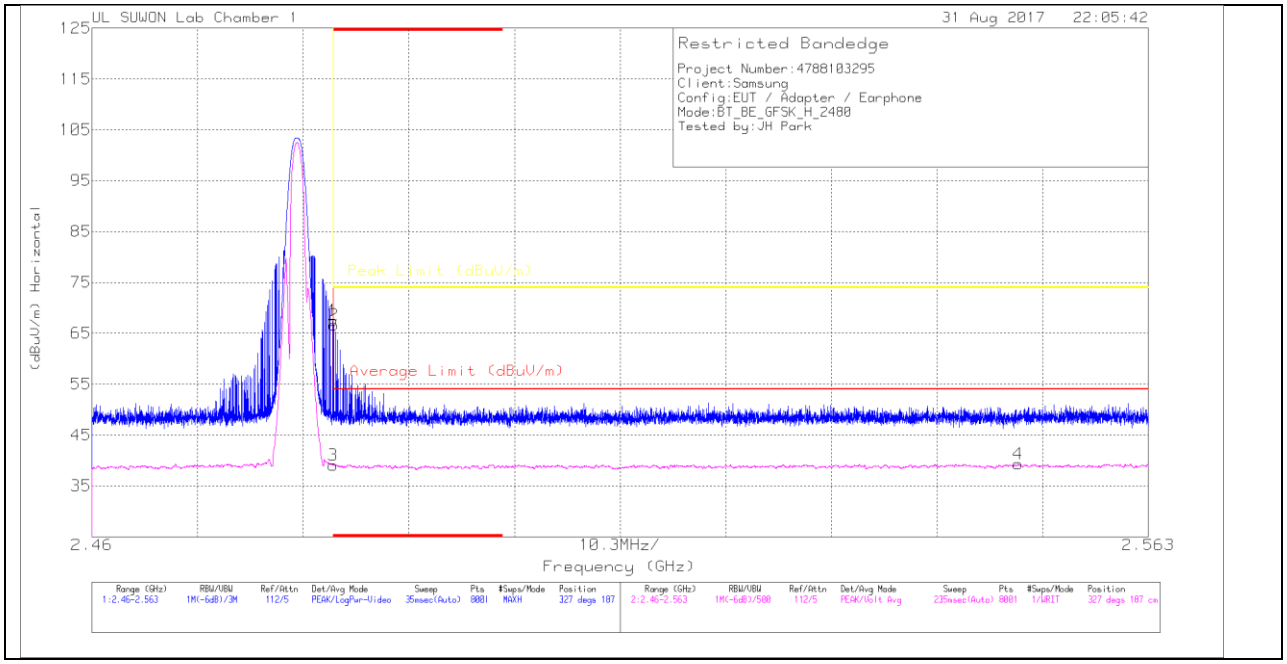

HORIZONTAL DATA

Trace Markers

Marker	Frequency (GHz)	Meter Reading (dBuV)	Det	20170531_3117_00168717	10dB_ATT (dB)_170809	Corrected Reading (dBuV/m)	Average Limit (dBuV/m)	Margin (dB)	Peak Limit (dBuV/m)	PK Margin (dB)	Azimuth (Degs)	Height (cm)	Polarity
1	* 2.484	61.42	Pk	31.6	-25.5	67.52	-	-	74	-6.48	327	187	H
2	* 2.484	60.57	Pk	31.6	-25.5	66.67	-	-	74	-7.33	327	187	H
3	* 2.484	33.02	VA1T	31.6	-25.5	39.12	54	-14.88	-	-	327	187	H
4	2.55	32.78	VA1T	31.7	-25.2	39.28	54	-14.72	-	-	327	187	H

* - indicates frequency in CFR15.205/IC7.2.2 Restricted Band

Pk - Peak detector

VA1T - FHSS: Linear Voltage Average VB=1/Ton where: Ton is transmit duration

UL Korea, Ltd. Suwon Laboratory FORM ID: FCC_15C
218 Maeyeong-ro, Yeongtong-gu, Suwon-si, Gyeonggi-do, 16675, Korea TEL: (031) 337-9902 FAX: (031) 213-5433
UL Korea, Ltd. Confidential
This report shall not be reproduced except in full, without the written approval of UL Korea, Ltd.

VERTICAL PEAK AND AVERAGE PLOT

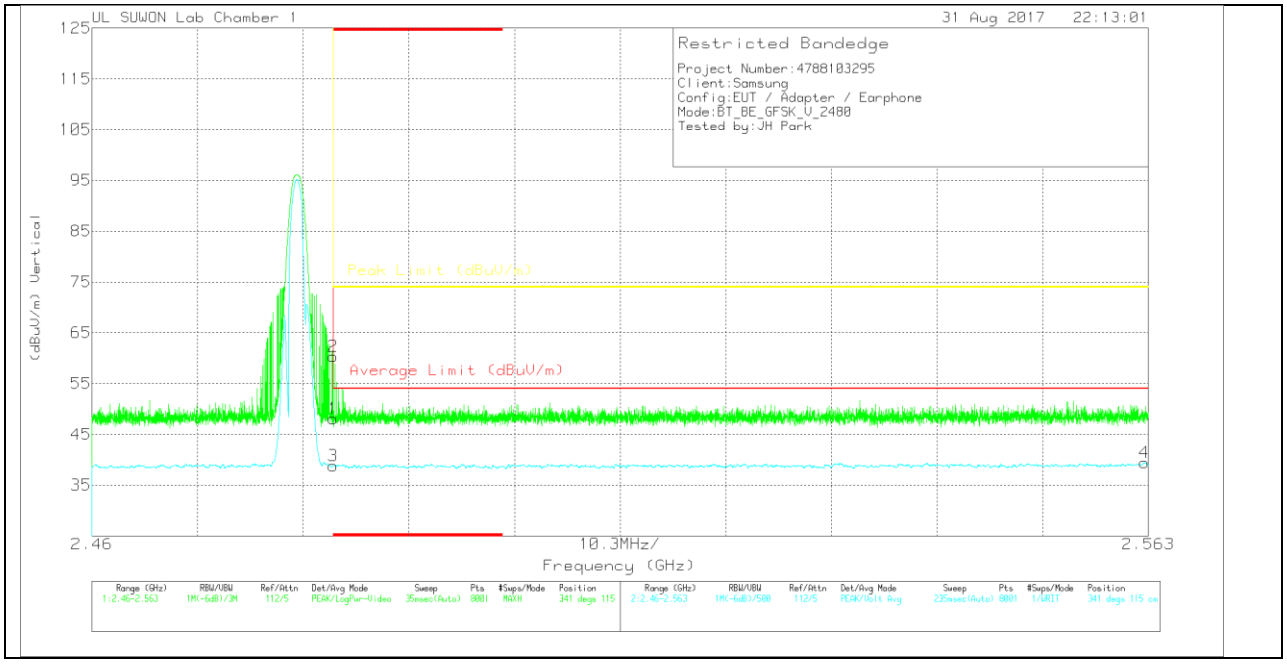

VERTICAL DATA

Trace Markers

Marker	Frequency (GHz)	Meter Reading (dBuV)	Det	20170531 _3117_00 168717	10dB_ATT (dB)_1708 09	Corrected Reading (dBuV/m)	Average Limit (dBuV/m)	Margin (dB)	Peak Limit (dBuV/m)	PK Margin (dB)	Azimuth (Degs)	Height (cm)	Polarity
1	* 2.484	42	Pk	31.6	-25.5	48.1	-	-	74	-25.9	341	115	V
2	* 2.484	54.22	Pk	31.6	-25.5	60.32	-	-	74	-13.68	341	115	V
3	* 2.484	32.74	VA1T	31.6	-25.5	38.84	54	-15.16	-	-	341	115	V
4	2.563	32.89	VA1T	31.8	-25.3	39.39	54	-14.61	-	-	341	115	V

* - indicates frequency in CFR15.205/IC7.2.2 Restricted Band

Pk - Peak detector

VA1T - FHSS: Linear Voltage Average VB=1/Ton where: Ton is transmit duration

UL Korea, Ltd. Suwon Laboratory FORM ID: FCC_15C
218 Maeyeong-ro, Yeongtong-gu, Suwon-si, Gyeonggi-do, 16675, Korea TEL: (031) 337-9902 FAX: (031) 213-5433
UL Korea, Ltd. Confidential
This report shall not be reproduced except in full, without the written approval of UL Korea, Ltd.

HARMONICS AND SPURIOUS EMISSIONS

LOW CHANNEL HORIZONTAL

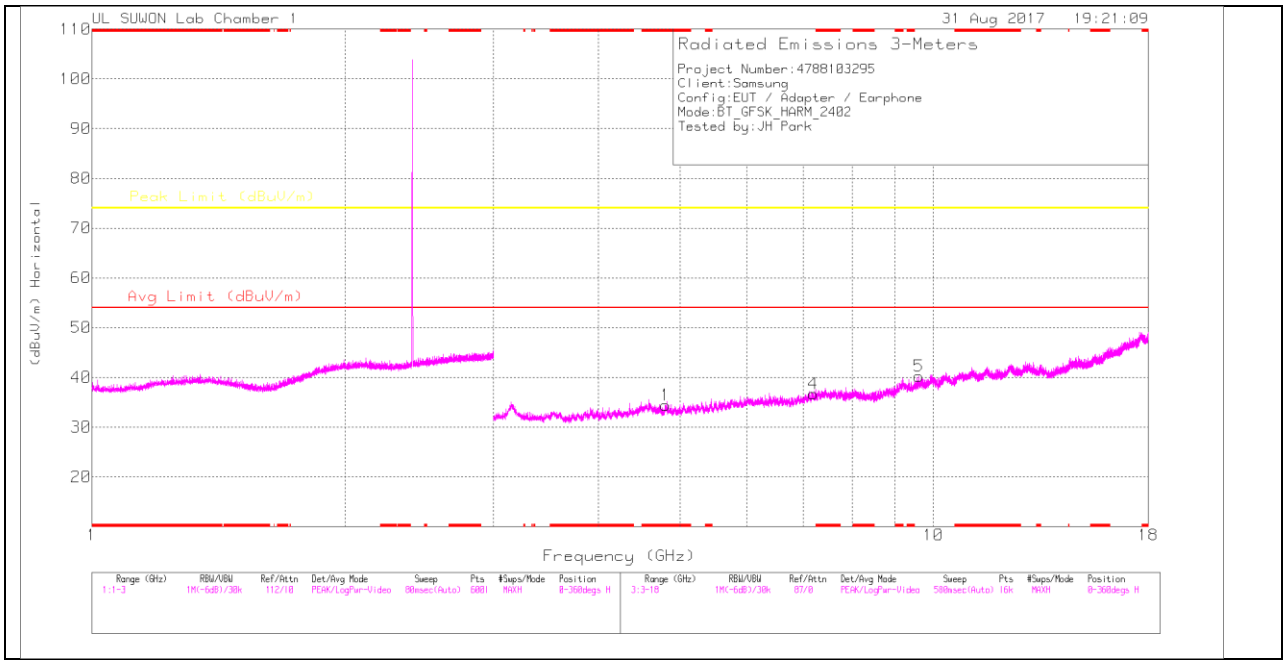

LOW CHANNEL VERTICAL

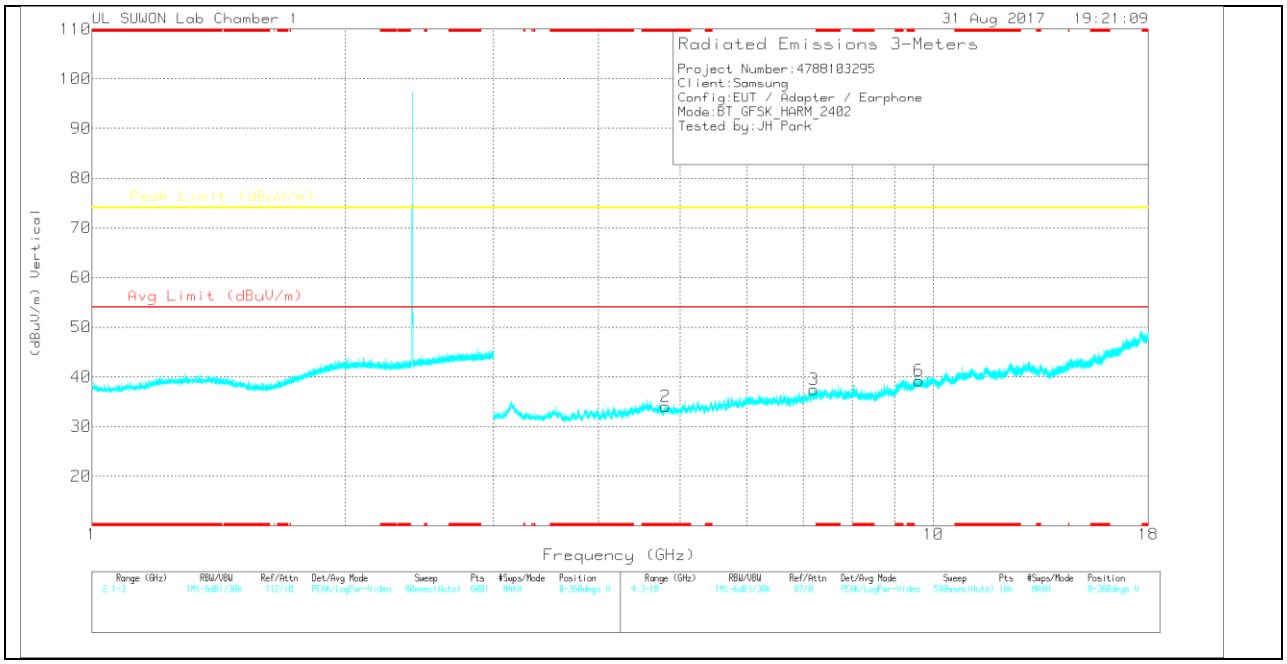

Note: Emission was scanned up to 26GHz; No emissions were detected above the noise floor which was at least 20dB below the specification limit.

UL Korea, Ltd. Suwon Laboratory FORM ID: FCC_15C
218 Maeyeong-ro, Yeongtong-gu, Suwon-si, Gyeonggi-do, 16675, Korea TEL: (031) 337-9902 FAX: (031) 213-5433
UL Korea, Ltd. Confidential
This report shall not be reproduced except in full, without the written approval of UL Korea, Ltd.

LOW CHANNEL DATA

Trace Markers

Marker	Frequency (GHz)	Meter Reading (dBuV)	Det	20170531_3117_00168717	3GHz_HP(dB)_170809	Corrected Reading (dBuV/m)	Avg Limit (dBuV/m)	Margin (dB)	Peak Limit (dBuV/m)	Margin (dB)	Azimuth (Degs)	Height (cm)	Polarity
1	* 4.805	32.22	PK	33.8	-31.6	34.42	-	-	74	-39.58	0-360	150	H
4	7.202	28.94	PK	35.9	-28.1	36.74	-	-	74	-37.26	0-360	250	H
5	9.61	27.11	PK	36.7	-23.6	40.21	-	-	74	-33.79	0-360	150	H
2	* 4.808	31.92	PK	33.8	-31.7	34.02	-	-	74	-39.98	0-360	250	V
3	7.205	29.64	PK	35.9	-28.1	37.44	-	-	74	-36.56	0-360	150	V
6	9.609	26.07	PK	36.7	-23.5	39.27	-	-	74	-34.73	0-360	150	V

* - indicates frequency in CFR15.205/IC7.2.2 Restricted Band

PK – Peak detector

Note: Only peak measurement was performed. Because peak measurement result of unwanted emission is less than average limit (54dBuV/m).

UL Korea, Ltd. Suwon Laboratory FORM ID: FCC_15C
218 Maeyeong-ro, Yeongtong-gu, Suwon-si, Gyeonggi-do, 16675, Korea TEL: (031) 337-9902 FAX: (031) 213-5433
UL Korea, Ltd. Confidential
This report shall not be reproduced except in full, without the written approval of UL Korea, Ltd.

MID CHANNEL HORIZONTAL

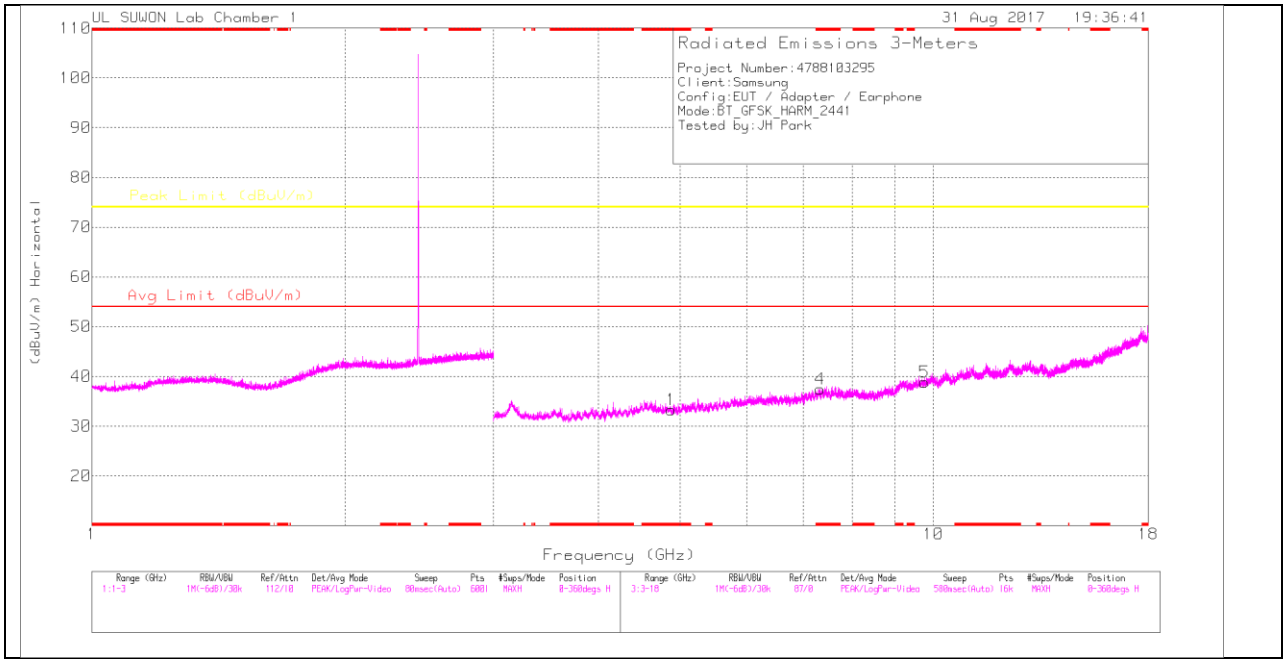

MID CHANNEL VERTICAL

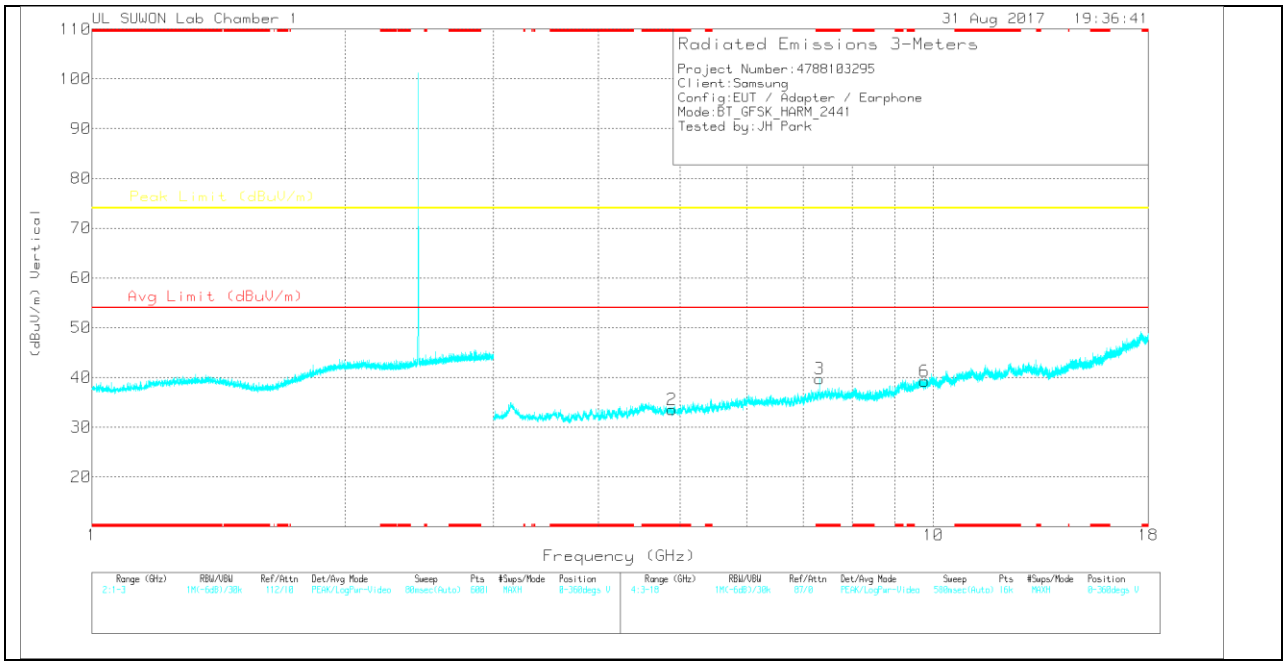

Note: Emission was scanned up to 26GHz; No emissions were detected above the noise floor which was at least 20dB below the specification limit.

UL Korea, Ltd. Suwon Laboratory FORM ID: FCC_15C
218 Maeyeong-ro, Yeongtong-gu, Suwon-si, Gyeonggi-do, 16675, Korea TEL: (031) 337-9902 FAX: (031) 213-5433
UL Korea, Ltd. Confidential
This report shall not be reproduced except in full, without the written approval of UL Korea, Ltd.

MID CHANNEL DATA

Trace Markers

Marker	Frequency (GHz)	Meter Reading (dBuV)	Det	20170531_3117_00168717	3GHz_HP(dB)_170809	Corrected Reading (dBuV/m)	Avg Limit (dBuV/m)	Margin (dB)	Peak Limit (dBuV/m)	Margin (dB)	Azimuth (Degs)	Height (cm)	Polarity
1	* 4.881	31.2	PK	33.8	-31.7	33.3	-	-	74	-40.7	0-360	150	H
4	* 7.329	29.04	PK	35.9	-27.5	37.44	-	-	74	-36.56	0-360	250	H
5	9.763	26.18	PK	36.9	-24.2	38.88	-	-	74	-35.12	0-360	150	H
2	* 4.886	31.46	PK	33.8	-31.7	33.56	-	-	74	-40.44	0-360	150	V
3	* 7.323	31.41	PK	35.9	-27.6	39.71	-	-	74	-34.29	0-360	150	V
6	9.764	26.55	PK	36.9	-24.2	39.25	-	-	74	-34.75	0-360	250	V

* - indicates frequency in CFR15.205/IC7.2.2 Restricted Band

PK – Peak detector

Radiated Emissions

Frequency (GHz)	Meter Reading (dBuV)	Det	20170531_3117_00168717	3GHz_HP(dB)_170809	Corrected Reading (dBuV/m)	Avg Limit (dBuV/m)	Margin (dB)	Peak Limit (dBuV/m)	Margin (dB)	Azimuth (Degs)	Height (cm)	Polarity
* 7.332	39.82	PK2	35.9	-27.5	48.22	-	-	74	-25.78	20	400	V
* 7.329	25.03	VA1T	35.9	-27.5	33.43	54	-20.57	-	-	20	400	V
* 7.323	42.31	PK2	35.9	-27.6	50.61	-	-	74	-23.39	2	106	V
* 7.323	31.06	VA1T	35.9	-27.6	39.36	54	-14.64	-	-	2	106	V

* - indicates frequency in CFR15.205/IC7.2.2 Restricted Band

PK2 - KDB558074 Method: Maximum Peak

VA1T - FHSS: Linear Voltage Average VB=1/Ton where: Ton is transmit duration

UL Korea, Ltd. Suwon Laboratory FORM ID: FCC_15C
218 Maeyeong-ro, Yeongtong-gu, Suwon-si, Gyeonggi-do, 16675, Korea TEL: (031) 337-9902 FAX: (031) 213-5433
UL Korea, Ltd. Confidential
This report shall not be reproduced except in full, without the written approval of UL Korea, Ltd.